

(12) INNOVATION PATENT
(19) AUSTRALIAN PATENT OFFICE

(11) Application No. **AU 2020104104 A4**

(54) Title
MASK

(51) International Patent Classification(s)
A41D 13/11 (2006.01) **A41D 31/02** (2019.01)

(21) Application No: **2020104104** (22) Date of Filing: **2020.12.15**

(30) Priority Data

(31) Number	(32) Date	(33) Country
202021116029.3	2020.06.15	CN

(45) Publication Date: **2021.02.25**

(45) Publication Journal Date: **2021.02.25**

(45) Granted Journal Date: **2021.02.25**

(71) Applicant(s)
Shandong Shengquan New Materials Co., Ltd.

(72) Inventor(s)
Tang, Diyuan;Tang, Feng;Yu, Yuanbo;Cui, Ersheng;Xu, Shunxiang;Li, Guangtao;Li, Xuewei

(74) Agent / Attorney
Madderns Pty Ltd, GPO Box 2752, Adelaide, SA, 5001, AU

ABSTRACT

The present application relates to the field of medical and hygiene supplies, and more particularly, to masks. The mask includes a main body (1) used to fit a face, and an ear strap sheet (2) used to hang on ears. The left part (21) of the ear strap sheet (2) is fixed at the left part of the main body (1), and the right part (22) of the ear strap sheet (2) is fixed at the right part of the main body (1). A first tear seam (10) extending in the lateral direction and for fixing on a head or hanging on ears is arranged on the ear strap sheet (2), and the first tear seam (10) is able to be torn and extended along the longitudinal direction of the first tear seam (10) under external force. The mask has advantages of excellent integrity, high productivity and lower cost.

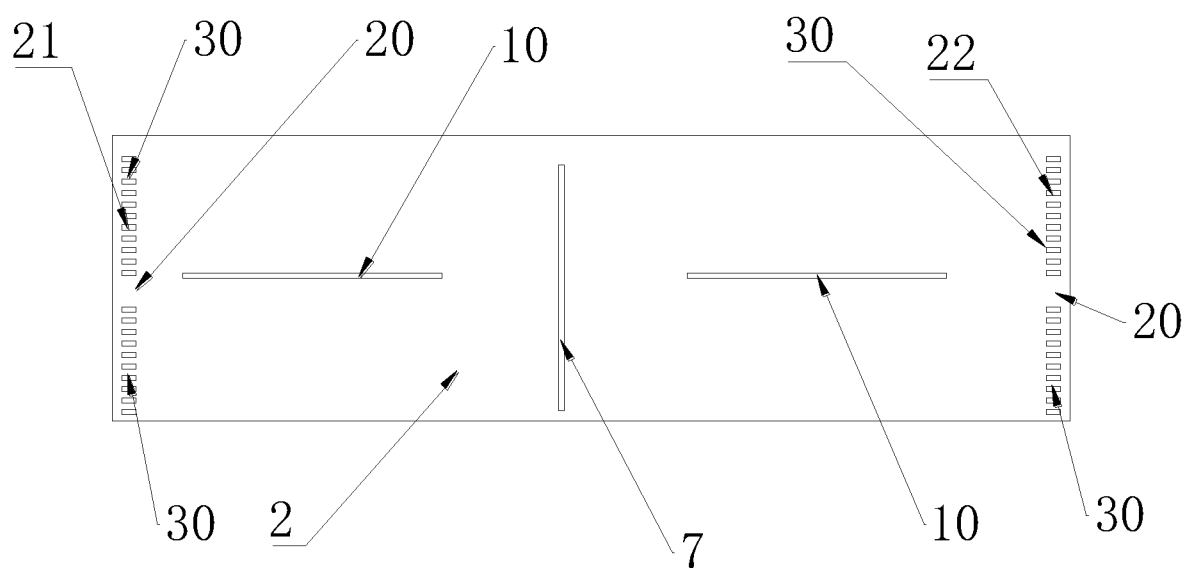


Fig. 1

MASK

BACKGROUND OF THE INVENTION

Field of the Invention

5 The present invention relates to the field of medical and health appliances, and more particularly, to the field of masks.

Description of the Prior Art

0 Using masks is a measure to stop the spread of viruses. Regarding the current disposable medical masks, the deformation of the mask when worn makes the edges of the two sides of the mask that contacts with the cheek poorly sealed, which may cause the spread of viruses. Moreover, the large area of masks raises the difficulty in transportation and storage. For example, Chinese patent No. CN205794905 discloses a medical surgical mask, which adopts the form of adding a connecting buckle at the back of the head to make the edge of the mask fit the face, but the structure of this kind of mask is too complicated and has too many elements, resulting in high costs.

SUMMARY OF THE INVENTION

20 The present application addresses the problems of the existing masks, such as: the edges of masks are not in close contact with the face, the protection effect of masks is poor, the integrity of masks is relatively poor, the processing of masks is complicated, and the transportation of masks is inconvenient.

25 To solve the above problems, the present application provides the following technical solutions:

In one embodiment, the mask comprises a main body used to fit a face part, and an ear strap sheet used to hang on ear parts, wherein a left-right direction of

5 a standing position is defined as a lateral direction, a left-right directional size is defined as longitude, an up-down direction of the standing position is defined as a vertical direction, and an up-down directional size is defined as width. A left part of the ear strap sheet fixed at a left part of the main body, and the right part of the ear strap sheet being fixed at a right part of the main body; a first tear seam being arranged on the ear strap sheet and extending in the lateral direction for fixing on a head part or hanging on ear parts, and the first tear seam is able to be torn and extended along a longitudinal direction of the first tear seam under external forces. If the ear strap is long enough, the first tear seam can be torn to divide the ear strap into upper and lower parts so that the upper and lower parts can to be used as a headband, to fix the mask on the face.

5 In one embodiment, a second tear seam or a tear line is arranged on the ear strap sheet; the ear strap sheet is able to be torn along one of the tear opening, the second tear seam and the tear line, in order to form a left ear strap and a right ear strap; and the left ear strap is used to hang on a left ear part, and the right ear strap is used to hang on a right ear part. The use of integral ear straps instead of traditional ear straps provides the characteristics of simpler processing. This is because the connection between the ear straps and the main body can be completed on the machine for processing the main body, which greatly improves the processing efficiency. The design makes the mask more integrated, more regular in appearance, easier to transport, and convenient to distinguish whether the mask is used or not. Moreover, the ear strap can seal the gap between sides of the main body and the face, so that the mask has a better isolating effect.

25 In a preferred embodiment, the left part and the right part of the ear strap sheet are welded to a left side and the right side of the main body, respectively; the ear strap sheet is located at an outer side or an inner side of the main body. The ear strap not only achieves the function of fixing to the ears, but also achieves the function of sealing and insulating. The area of the ear straps

5 contacting the ear is also larger, and the wearing is more comfortable. When the ear straps are arranged on the outside of the main body, since the ear strap is extended from the outside to the ears, the ear strap fits the face better. When the internal pressure of the mask rises during breathing, this design ensures the overall pressure of the face, so that the breathed-out air will not leak from the sides of the mask.

0 In a preferred embodiment, the ear strap sheet is a non-woven cloth sheet or other types of sheet with elastic characteristics, and the ear strap sheet is an integrated sheet material. The use of non-woven cloth as ear straps solves the shortcomings of purchasing various materials, and thereby saves the production costs and improves the processing efficiency.

5 In a preferred embodiment,, an upper part and a lower part of the left part) of the ear strap sheet and an upper part and a lower part of the right part of the ear strap sheet forms a welding area each with edges welded on the main body, wherein an adjustment area that is not welded to the main body is formed at each of a middle part between the upper part and the lower part of the left part of the ear strap sheet and a middle part between the upper part and the lower part of the right part of the ear strap sheet.

20 In a preferred embodiment, when the main body is unfolded, the shape and the size of the ear strap sheet are identical to those of the main body, and the ear strap sheet covers the main body. The fixing of the ear strap sheet is achieved through welding the edges of the ear strap sheet to the edges of the main body. The shape and size of the ear strap are identical to those of the main body, thus ensuring the integrity of the mask.

25 In a preferred embodiment, a tear seam is used to tear the ear strap sheet into a left ear strap and a right ear strap. The second tear seam is composed of 1 - 5 tear seams, each spaced and arranged in a straight line. The processing of the second tear seam can be carried out with a hobbing cutter. The tear seam in this structure does not produce additional waste during the processing process and

thus avoids producing garbage, and is also simple to manufacture. The first tear seam of the left half or right half of the ear strap sheet is composed of 1-3 tear seams, each spaced and laterally distributed. The multiple tear seam are easy to be torn into one opening, thus avoiding the long tearing distance that makes the size of the tear opening unfit, which affects the use and appearance.

In a preferred embodiment, the main body comprises a pleat extended along the lateral direction, the pleat comprises multiple pleated parts overlapping each other, two sides of each of the pleated parts are welded to each other; the main body comprises a central part ; and the pleat comprises: an upper pleated part formed at an upper side of the central part contacting the face part, and a lower pleated part formed at a lower side of the central part contacting the face part. Apart from not affecting the isolating effect, it is more elegant and comfortable, and also more cost-effective.

In a preferred embodiment, the upper side of the central part is folded for 2 - 5 times to form the upper pleated part, and the lower side of the central part is folded for 2 - 5 times to form the lower pleated part; when the main body is not unfolded yet, a crease at an upper pleated part closest to the face part contacts and aligns with a crease at a lower pleated part closet to the face part, so that an inner side of each of the upper pleated part and the lower pleated part completely cover the central part.

This kind of pleating manner may obtain a main body with smallest width, making the main body of the mask more compact and occupy smaller space.

When the main body is not unfolded, the width of the main body is between 40mm - 70mm, and the length of the main body is between 140mm - 200mm.

The upper part of the main body is provided with a striped bendable member.

The present application adopts the above technical solutions and therefore has notable following technical effects: through designing the ear straps of masks, the present application solves the problem faced in related art techniques that requires purchasing stings with materials different from that of the main

body. Moreover, since the welding of ear straps requires additional equipment, this kind of mask has advantages of high productivity and lower cost.

Meanwhile, this kind of ear strap sheet is easy to manufacture, and can be welded to main body by using the equipment for manufacturing the main body.

During the process of manufacturing the ear strap sheet, additional waste will not be generated. The tear-off ear strap sheet can also make it easy for users to distinguish whether the mask has been worn, preventing illegal traders from recycling old masks and selling them as new ones.

In addition, in order to avoid the shape of the ear strap sheet being too large, affecting the appearance and wearing comfort, the present application designs a novel structure of the main body.

The way the structure of the main body folds from the middle to the two sides decreases the width of the mask, so that when the mask is worn, the left and right sides of the mask fit the face more reliably. Meanwhile, the width of the ear strap sheet can be reduced, making the mask elegant and more comfortable to wear. The mask of the present application has a good overall appearance and decent isolating effect. The isolating effect has been increased from the traditional mask filtering efficiency of 40% to 96%, which is comparable to N95 masks on the market, and the overall size of the mask is also smaller and more comfortable to wear. Moreover, this kind of mask can be worn in various ways, including head-mounted or ear-mounted manners.

BRIEF DESCRIPTION OF THE DRAWINGS

FIG. 1 is a diagram depicting the state of the mask when the ear strap sheet has not yet been torn open.

FIG. 2 is a diagram depicting the state of the mask when the ear strap sheet has been torn open.

FIG. 3 is a rear-view diagram of FIG. 1.

2020104104 15 Dec 2020
5 The names of the parts referred to by the numerals in the drawings are listed as follows: 1, main body; 2, ear strap sheet; 20, adjustment area; 21, left part; 22, right part; 30, welding area; 3, left ear strap; 4, right ear strap; 5, pleated; 6, pleated part; 61, upper pleated part; 62, lower pleated part; 7, second tear seam; 10, first tear seam; 11, central part.

DESCRIPTION OF THE PREFERRED EMBODIMENTS

The present application will be described in further detail below in conjunction with the accompanying drawings and embodiments.

0 Embodiment 1

5 In this embodiment, the up, down, left and right directions are based on the standing position of a human, in which a left-right direction of a standing position is defined as a lateral direction, a left-right directional size is defined as longitude, an up-down direction of the standing position is defined as a vertical direction, and an up-down directional size is defined as width.

As shown in FIGs. 1-3, a mask comprises a main body 1 used to fit a face and an ear strap sheet 2 used to hang on ears. In this embodiment, the main body 1 comprises an inner layer and an outer layer, and the edge of the inner layer is welded to the edge of the outer layer. The inner layer can be made of Meltblown materials, or can be cloth with good breathability, such as cotton and gauze. The outer layer can be made of Meltblown materials, or can be cloth with good breathability, such as cotton and gauze. Moreover, the main body 1 may further comprise an intermediate layer which locates between the inner layer and the outer layer. The edges of the intermediate layer are welded to the edges of the inner layer and the edges of the outer layer. The intermediate layer can be made of Meltblown materials, or can be cloth with good breathability, such as cotton and gauze.

The ear strap sheet 2 is connected onto the main body 1. In this embodiment, the ear strap sheet 2 is made of non-woven cloth sheet, in which non-woven cloth sheet is a rough material for manufacturing masks. Using the non-woven cloth as material of the ear strap sheet 2 solves various drawbacks of purchasing materials, thereby saving the production costs and raising the processing efficiency. In practical implementation structures shown in FIG. 1 and FIG. 2, the second tear seam 7 is arranged on the ear strap sheet 2, and the second tear seam 7 shaped by using a hobbing cutter. The ear strap sheet 2 may be torn along the second tear seam into two parts, i.e. the left ear strap 3 and the right ear strap 4. The left ear strap 3 is used to hang on the left ear, and the right ear strap 4 is used to hang on the right ear. Please refer to FIG. 1 and FIG. 2, assuming the mask is under the state of being folded, in this embodiment, the left part 21 of the ear strap sheet 2 is fixed at the left part of the main body 1, and the right part 22 of the ear strap sheet 2 is fixed at the right part of the main body 1. The main body 1 and the ear strap sheet 2 in this embodiment can be fastened through welding.

In this embodiment, the ear strap sheet 2 is an integrally formed sheet, and the integrally formed ear strap sheet 2 is used to replace the traditional ear strap rope, which has the characteristics of simpler processing. This is because the connection between the ear strap sheet 2 and the main body 1 can be accomplished by using the machine of processing the main body 1, which greatly improves the processing efficiency. Meanwhile, the design of the ear strap sheet 2 makes the mask more integrated, more regular in appearance, easier to transport, and convenient to distinguish whether the mask is used or not. In addition, the ear strap sheet 2 can seal the gap between the edges of the main body 1 and the face, making the mask have a better isolating effect.

The overall shape of the main body 1 in this embodiment is a rectangle. In order to ensure the integrity of the mask when not in use, and to save the space occupied by the mask, the shape and size of the ear strap sheet 2 are identical to

those of the main body 1 under the unfolded state, wherein the ear strap sheet 2 is completely covered on the main body 1, and the edge of the ear strap sheet 2 is welded to the edge of the main body 1 in order to fasten the ear strap sheet 2 to the main body 1. In this embodiment, the upper part and lower part of the left part 21 of the ear strap sheet 2 as well as the upper part and lower part of the right part 22 of the ear strap sheet 2 form a welding area 30 welded to a side of the main body 1. An adjustment area 20 is formed in the middle of each of the left part 21 and the right part 22 of the ear strap sheet 2. The unwelded adjustment area 20 located in the middle is equivalent to providing adjustable space between the main body 1 and the ear strap sheet 2. This structure can facilitate the formation of bending in the middle area of the side of the main body 1 when the mask is used, and ensure that the ear strap sheet 2 and the face are tightly fitted when the main body 1 is used.

In this embodiment, the ear strap sheet 2 is welded to the outside of the main body 1. The ear strap sheet 2 not only makes it easier to fix to the ears, but also provides the functions of sealing and isolating, and the contact area of the ear strap and the ear is also larger and therefore more comfortable to wear. Since the ear strap sheet 2 is arranged on the outside of the main body 1, the ear strap sheet 2 extends from the outside to the ears, so that the ear strap sheet 2 better fits the face. Further, under the situation where the inner pressure of the mask is increased during the breathing process, this kind of design may ensure the overall pressure of the face, so that the breathed-out air will not leak from the sides of the mask.

In a preferred embodiment, to ensure that the ear strap sheet 2 will not be skewed when being torn into the left ear strap 3 and the right ear strap 4, the number of the second tear seams 7 is set to be 3 (this structure is not shown in FIG. 1, only one second tear seam 7 in long strip is shown instead) is shown. Said three second tear seams 7 are located in a straight line and distributed along the up-down direction. Hence, the distance to be torn for each tear seam is

2020104104 15 Dec 2020

smaller, so as to avoid tearing damages during the tearing process. The processing of second tear seam 7 can be carried out with a hobbing cutter. The tear seam in this structure hardly produces additional waste during the processing process and thus avoids producing garbage, and is simple to be manufactured.

The middle part of each of the left half and right half of the ear strap sheet 2 is arranged with a first tear seam 10. The first tear seam 10 can be torn open to form an ear-hanging opening to hang on the ear. The tear seam can be formed by a hobbing cutter, and only one seam is needed. The size of the ear-hanging opening needed by users may be decided according to the size of the first tear seam 10. The ear strap does not need to be processed independently, and thus the process and connecting of the entire ear strap are very convenient.

Further, the design ideology of the second tear seam 7 is identical. The number of first tear seams 10 in the left half or the right half of the ear strap sheet 2 is set to be 2 (this structure is neither shown in FIG. 1 nor in FIG. 2, only one first tear seam is depicted therein). The two first tear seams 10 are located in the same straight line and distributed along the left-right direction. Multiple tear seams are convenient to be torn into an opening, thus avoiding the tearing distance from being too long and causing the tearing size to be incompatible which affect the use and appearance of the product.

In order to make the ear strap sheet 2 more comfortable to wear and good in appearance, it is necessary to reduce the size of the ear strap sheet 2 as much as possible in order to reduce the area attaching to the face. In this premise, this embodiment designs the structure of the main body 1 as follows:

The main body 1 comprises a pleat 5 extending in the lateral direction, and the pleated part comprises multiple pleated parts 6 overlapping each other, wherein two sides of each of the pleated parts 6 are welded to each other. The main body 1 comprises a central part 11, and the pleat 5 comprises: an upper pleated part 61 formed at an upper side of the central part 11 of the main body 1

that contacts an upper face part, and a lower pleated part 62 formed at a lower side of the central part 11 of the main body 1 that contacts a lower face part. The mask in this kind of structure has characteristics such as small width which makes the left side and the right side of the mask fit more reliably, and the formed gaps are also smaller. Hence, without affecting the isolating effect, the mask may become more elegant and comfortable to wear, and also save the cost.

In this embodiment, the folded times of the upper pleated part of the central part 11 may be 2, and the folded times of the lower pleated part of the central part 11 may also be 2. When the main body 1 has not been unfolded yet, a crease at the upper pleated part closest to the face contacts and aligns with the crease at a lower pleated part closet to the face, so that an inner side of each of the upper pleated part and the lower pleated part may completely cover the central part (as shown in FIG. 3). When the central width is certain, this folding style can obtain the main body 1 having the smallest width size, making the main body 1 more compact and occupy smaller space.

When the main body is not unfolded, the width of the main body is between 40mm - 70mm (more particularly 45mm in this embodiment), and the length of the main body is between 140mm - 200mm (more particularly 170 mm in this embodiment). The upper part of the main body is provided with a striped bendable member, which is used as a nose pad.

When wearing, the user only needs to tear off the second tear seam 7, divide the ear strap sheet 2 into left and right parts to form the left ear strap 3 and the right ear strap 4 respectively, and tear the first tear seam 10 to form the ear hole. Then, the procedure of wearing the mask is done.

With the design of the ear strap of the mask, this embodiment solves the problem that the traditional mask demands purchasing strings with materials different from that of the main body 1, as well as solving the problem that the welding of ear straps demands additional equipment. Hence, this kind of mask has advantages of high productivity and lower cost. Further, this kind of ear

5 strap sheet 2 is easy to manufacture, and can be welded to the main body 1 by using the equipment for manufacturing the main body 1. Moreover, additional waste will not be produced during the process of manufacturing the ear strap sheet 2. The ear strap sheet 2 in the tear-open state can also make it easier for users to distinguish whether the mask is used or not, preventing illegal traders from recycling old masks and selling them as new ones.

0 At the same time, in order to avoid the shape of the ear strap 2 being too large which affects the appearance and wearing comfort, this application designs a novel structure of the main body 1. The way the structure of the main body 1 folds from the middle to the two sides may decrease the width of the mask, so that when the mask is worn, the left and right sides of the mask fit the face more reliably. Meanwhile, the width of the ear strap sheet 2 can be reduced, making the mask good in appearance and more comfortable to wear.

5 The mask of the present application has an overall good appearance, decent isolating effect comparable to N95 masks on the market. In addition, the overall size of the mask is also smaller, making it more comfortable to wear.

Embodiment 2

The difference between this embodiment and Embodiment 1 lies in that the ear strap sheet 2 in this embodiment is welded at the inner side of the mask.

Embodiment 3

20 The difference between this embodiment and Embodiment 1 lies in that in this embodiment, the main body 1 is not unfolded, and the width thereof is 55mm, and the length thereof is 170mm.

Embodiment 4

25 The difference between this embodiment and Embodiment 1 lies in that, the main body 1 in this embodiment is not unfolded, and a crease at an upper pleated part that is closest to the face part does not contact and align with the crease at a lower pleated part closet to the face.

Embodiment 5

The difference between this embodiment and Embodiment 1 lies in that in this embodiment, the pleat 5 of the main body 1 is a pleat formed along a direction by a traditional mask.

Embodiment 6

The difference between this embodiment and Embodiment 1 lies in that in this embodiment, the second tear seam 7 is arranged on the ear strap sheet 2, but the first tear seam 10 extended laterally for covering on the head or hanging on the ear is arranged on the ear strap sheet, and the first tear seam 10 can be torn open and enlarged along the longitudinal direction of the first tear seam 10 under external force. The length of the ear strap sheet 2 can be 250mm-500mm, and this embodiment may adopt 300mm as the length of the ear strap sheet 2. Hence, when using this kind of mask, you only need to tear off the first tear seam 10 to form upper and lower straps, so that the mask can be fixed on the head.

Embodiment 7

The difference between this embodiment and Embodiment 1 lies in that in this embodiment, the main body 1 is an N95 mask, and the ear strap sheet 2 is welded to the left side and the right side of the N95 mask.

Embodiment 8

The difference between this embodiment and Embodiment 1 lies in that in this embodiment, each of the second tear seam 7 and first tear seam 10 is in a rectangular shape.

Embodiment 9

The difference between this embodiment and Embodiment 1 lies in that in this embodiment, the second tear seam 7 is replaced with a tear opening. The difference between the tear opening and the second tear seam 7 is that the width of the tear opening is larger, and the formation thereof requires removing the material on the ear strap sheet 2.

Embodiment 10

The difference between this embodiment and Embodiment 1 lies in that in this embodiment, the second tear seam 7 is replaced with a tear line. The tear line does not form a breach or a gap.

5 It will be understood that the term “comprise” and any of its derivatives (eg comprises, comprising) as used in this specification is to be taken to be inclusive of features to which it refers, and is not meant to exclude the presence of any additional features unless otherwise stated or implied.

0 The reference to any prior art in this specification is not, and should not be taken as, an acknowledgement or any form of suggestion that such prior art forms part of the common general knowledge.

5 It will be appreciated by those skilled in the art that the invention is not restricted in its use to the particular application described. Neither is the present invention restricted in its preferred embodiment with regard to the particular elements and/or features described or depicted herein. It will be appreciated that various modifications can be made without departing from the principles of the invention. Therefore, the invention should be understood to include all such modifications in its scope.

What is claimed is:

- 2020104104 15 Dec 2020
- 5
1. A mask , comprising a main body (1) used to fit a face part, and an ear strap sheet (2) used to hang on ear parts, wherein a left-right direction of a standing position is defined as a lateral direction, a left-right directional size is defined as longitude, an up-down direction of the standing position is defined as a vertical direction, and an up-down directional size is defined as width; and the mask characterized by:

0

a left part (21) of the ear strap sheet (2) fixed at a left part of the main body (1), and the right part (22) of the ear strap sheet (2) being fixed at a right part of the main body (1); a first tear seam (10) being arranged on the ear strap sheet (2) and extending in the lateral direction for fixing on a head part or hanging on ear parts, and the first tear seam (10) is able to be torn and extended along a longitudinal direction of the first tear seam (10) under external forces.

- 5
2. The mask according to claim 1, wherein when first tear seam (10) is used to hang on the ear parts, a tear opening in the vertical direction, a second tear seam (7) or a tear line is arranged on the ear strap sheet (2); the ear strap sheet (2) is able to be torn along one of the tear opening, the second tear seam (7) and the tear line, in order to form a left ear strap (3) and a right ear strap (4); and the left ear strap (3) is used to hang on a left ear part, and the right ear strap (4) is used to hang on a right ear part.

- 20
3. The mask according to claim 1, wherein the left part (21) and the right part (22) of the ear strap sheet (2) are welded to a left side and the right side of the main body (1), respectively; the ear strap sheet (2) is located at an outer side or an inner side of the main body (1).

- 25
4. The mask according to claim 1, 2 or 3, wherein the ear strap sheet (2) is a non-woven cloth sheet or other types of sheet with elastic characteristics, and the ear strap sheet (2) is an integrated sheet material.

5. The mask according to claim 1, 2 or 3, wherein each of an upper part and a

lower part of the left part (21) of the ear strap sheet (2) and an upper part and a lower part of the right part (22) of the ear strap sheet (2) forms a welding area (30) each with edges welded on the main body (1), wherein an adjustment area (20) that is not welded to the main body (1) is formed at each of a middle part between the upper part and the lower part of the left part (21) of the ear strap sheet (2) and a middle part between the upper part and the lower part of the right part (22) of the ear strap sheet (2).

6. The mask according to claim 1, 2 or 3, wherein the overall shape of the main body (1) is a rectangle; when the main body (1) is unfolded, the shape and the size of the ear strap sheet (2) are identical to those of the main body (1), and the ear strap sheet (2) covers the main body (1).
7. The mask according to claim 2, wherein the second tear seam (7) is composed of 1 - 5 tear seams, each spaced and arranged in a straight line; the first tear seam (10) is arranged on each of a left half and a right half of the ear strap sheet (2), wherein the first tear seam (10) is composed of 1-3 tear seams, each spaced and arranged in a straight line.
8. The mask according to claim 1, wherein the length of the ear strap sheet (2) is 250mm - 500mm.
9. The mask according to claim 1, wherein the main body (1) comprises a pleat (5) extended along the lateral direction, the pleat (5) comprises multiple pleated parts (6) overlapping each other, two sides of each of the pleated parts (6) are welded to each other; the main body (1) comprises a central part (11); and the pleat (5) comprises: an upper pleated part (61) formed at an upper side of the central part (11) contacting the face part, and a lower pleated part (62) formed at a lower side of the central part (11) contacting the face part.
10. The mask according to claim 9, wherein the upper side of the central part (11) is folded for 2 - 5 times to form the upper pleated part (61), and the lower side of the central part (11) is folded for 2 - 5 times to form the lower

pleated part (62); when the main body (1) is not unfolded, a crease at an upper pleated part closest to the face part contacts and aligns with a crease at a lower pleated part closest to the face part, so that an innermost side of each of the upper pleated part and the lower pleated part completely covers the central part (11); when the main body (1) is not unfolded, the width of the main body (1) is between 40mm - 70mm, and the length of the main body (1) is between 140mm - 200mm; and an upper part of the main body (1) is provided with a striped bendable member.

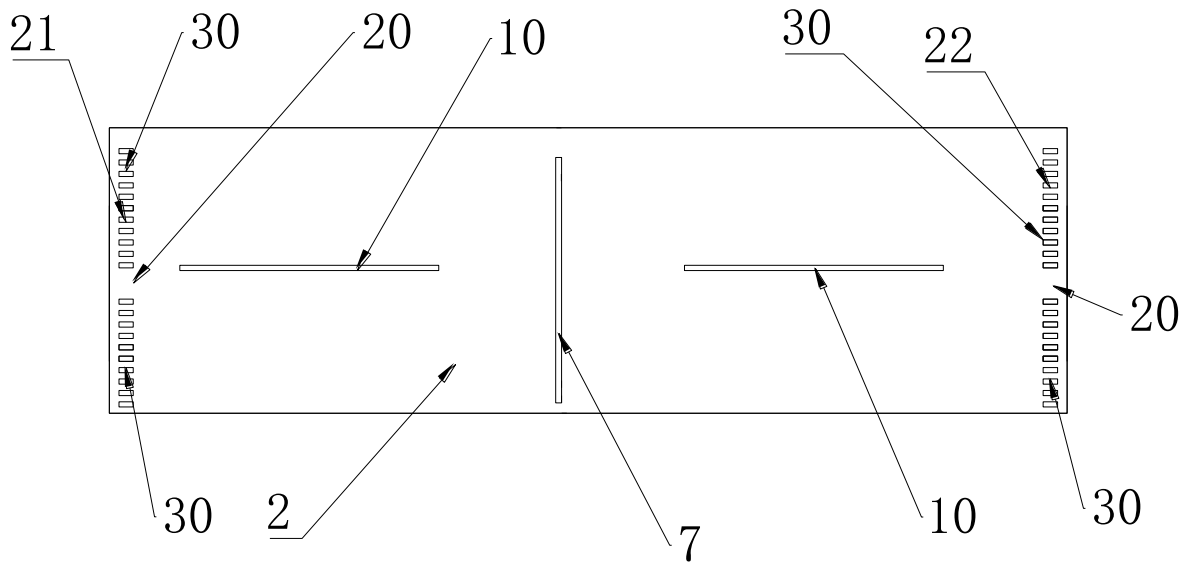


Fig. 1

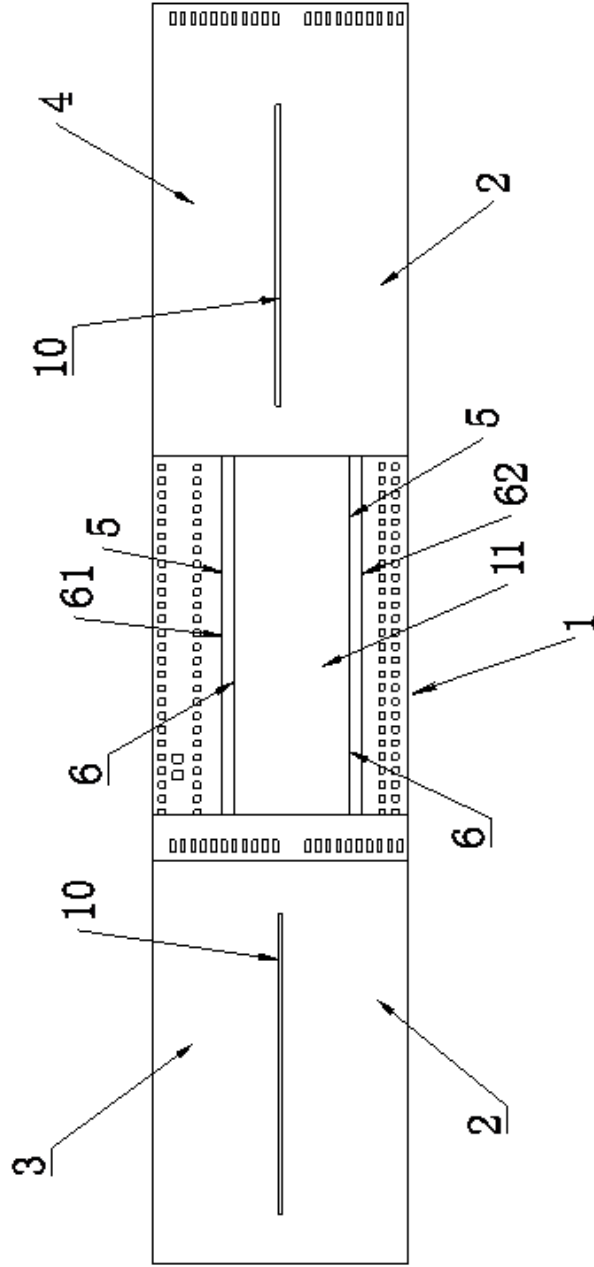


Fig. 2

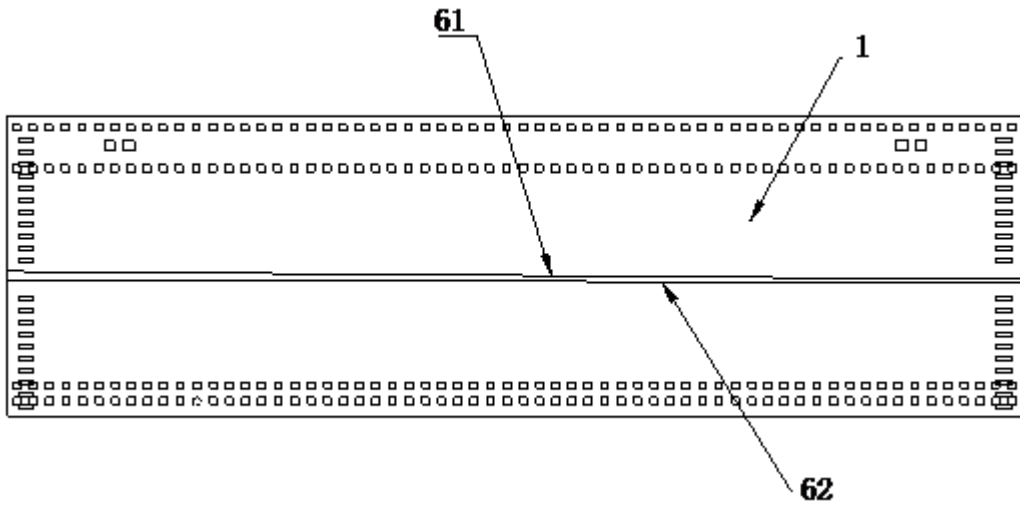


Fig. 3