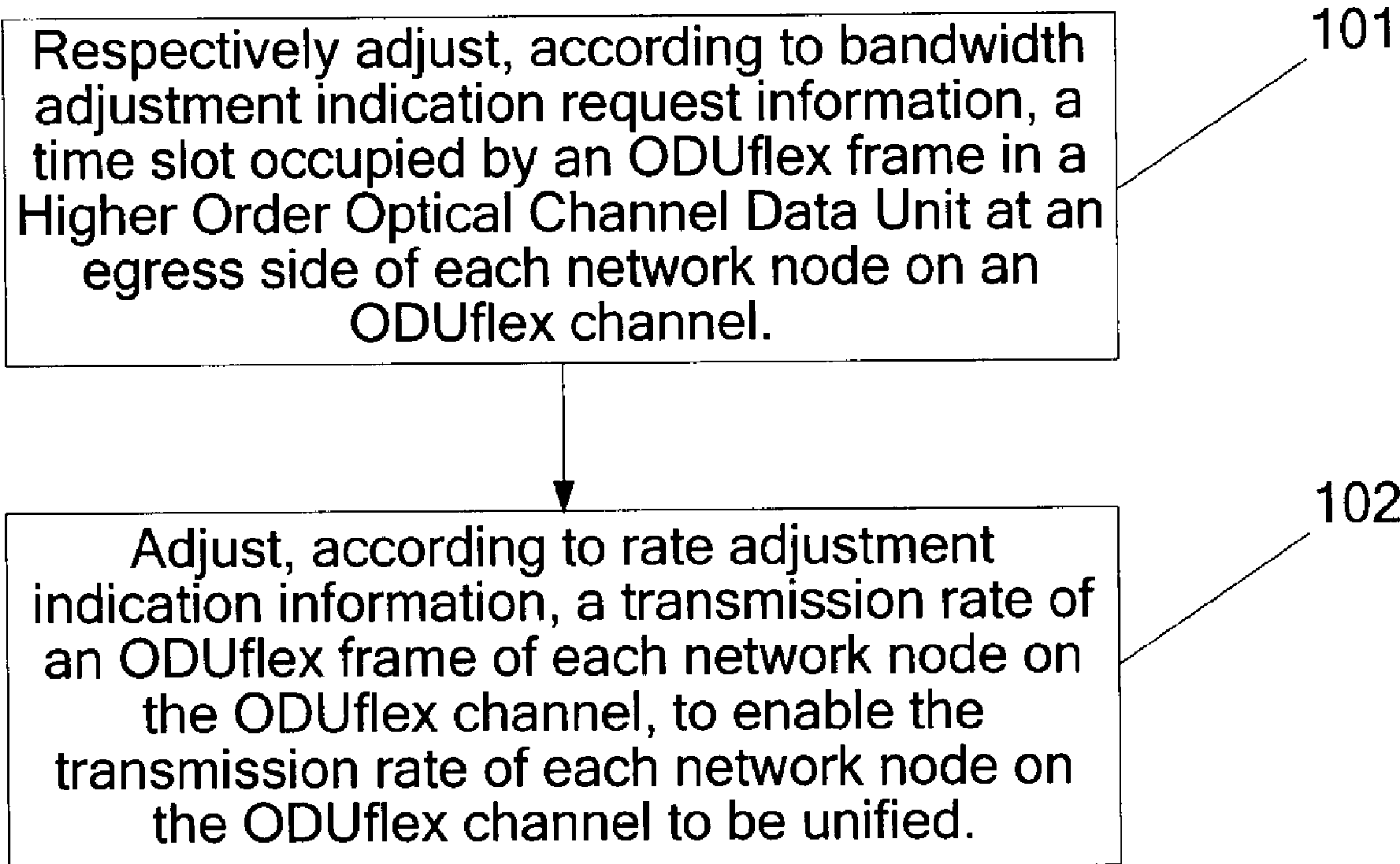




(86) Date de dépôt PCT/PCT Filing Date: 2009/06/09  
 (87) Date publication PCT/PCT Publication Date: 2010/12/16  
 (45) Date de délivrance/Issue Date: 2014/09/30  
 (85) Entrée phase nationale/National Entry: 2011/12/09  
 (86) N° demande PCT/PCT Application No.: CN 2009/072185  
 (87) N° publication PCT/PCT Publication No.: 2010/142074

(51) Cl.Int./Int.Cl. *H04L 29/06* (2006.01),  
*H04J 14/00* (2006.01)  
 (72) Inventeurs/Inventors:  
SU, WEI, CN;  
DING, CHIWU, CN;  
DONG, LIMIN, CN;  
WU, QIUYOU, CN  
 (73) Propriétaire/Owner:  
HUAWEI TECHNOLOGIES CO., LTD., CN  
 (74) Agent: GOWLING LAFLEUR HENDERSON LLP

(54) Titre : PROCÉDE DE REGLAGE SANS PERTE D'UNE BANDE PASSANTE DE CANAL ODUFLEX ET D'UN CANAL ODUFLEX  
 (54) Title: LOSSLESS ADJUSTMENT METHOD OF ODUFLEX CHANNEL BANDWIDTH AND ODUFLEX CHANNEL



(57) Abrégé/Abstract:

The embodiments of the present invention relate to the field of communications technologies, and disclose a lossless adjustment method of ODUflex channel bandwidth and an ODUflex channel. The lossless adjustment method includes: adjusting, according to bandwidth adjustment indication request information, a time slot occupied by an ODUflex frame in a higher order optical channel data unit at an egress side of each network node on an ODUflex channel; and adjusting, according to rate adjustment indication information, a transmission rate of the ODUflex frame of each network node on the ODUflex channel, to enable the transmission rate of each network node on the ODUflex channel to be unified.

**ABSTRACT**

The embodiments of the present invention relate to the field of communications technologies, and disclose a lossless adjustment method of ODUflex channel bandwidth and an ODUflex channel. The lossless adjustment method includes: adjusting, according to bandwidth adjustment indication request information, a time slot occupied by an ODUflex frame in a higher order optical channel data unit at an egress side of each network node on an ODUflex channel; and adjusting, according to rate adjustment indication information, a transmission rate of the ODUflex frame of each network node on the ODUflex channel, to enable the transmission rate of each network node on the ODUflex channel to be unified.

# LOSSLESS ADJUSTMENT METHOD OF ODUFLEX CHANNEL BANDWIDTH AND ODUFLEX CHANNEL

## FIELD OF THE INVENTION

The present invention relates to the field of communications technologies, and in particular, to a lossless adjustment method of ODUFlex channel bandwidth and an ODUFlex channel.

## BACKGROUND OF THE INVENTION

An OTN (Optical transport network, optical transport network), as a core technology of a next generation transport network, is capable of implementing flexible scheduling and management of high-capacity services, and increasingly becomes a mainstream technology of a backbone transport network.

With the rapid development of data services, the current OTN system can no longer well satisfy the requirement of directly bearing multiple services with various rates. Aiming at the requirement, the ITU-T is discussing about formulating a new ODUFlex frame to satisfy the requirement. The ODUFlex frame may bear a packet service at any rate, and in this case, the ODUFlex rate is opted to be  $n * 1.24416 \text{ G}$ , where  $1 \leq n \leq 80$ . Since the ODUFlex frame cannot directly pass a line interface, but needs to be encapsulated to an HO ODU (Higher Order Optical Channel Data Unit, higher order optical channel data unit) and to be transported through the HO OTU (Higher Order Optical Channel Transport Unit, higher order optical channel transport unit). A current mapping manner of an ODUFlex frame to an HO ODU uses the GMP (Generic Mapping Procedures, generic mapping procedures), where the ODUFlex occupies some time slots of the HO ODU.

A packet service traffic has a property of non-real time changing, so in different time periods, the ODUFlex is required to provide various bandwidth to satisfy various packet

service traffic, and is required not to affect the normal transmission of the packet service while ODUflex channel bandwidth is adjusted.

Therefore, how to achieve the lossless adjustment of ODUflex channel bandwidth has become a practical problem that is required to be solved while a packet service is borne through an ODUflex.

### SUMMARY OF THE INVENTION

Embodiments of the present invention provide a lossless adjustment method of ODUflex channel bandwidth and an ODUflex channel. When an ODUflex is used to bear a packet service and when packet service traffic changes, ODUflex channel bandwidth can be adjusted without affecting normal transmission of the packet service. In order to achieve the objectives, the embodiments of the present invention adopt the following technical solutions.

An embodiment of the present invention provides a lossless adjustment method of ODUflex channel bandwidth, which includes: adjusting, according to bandwidth adjustment indication request information, a time slot occupied by an ODUflex frame in a Higher Order Optical Channel Data Unit at an egress side of each network node on an ODUflex channel; and adjusting, according to rate adjustment indication information, a transmission rate of an ODUflex frame of each network node on an ODUflex channel, to enable the transmission rate of each network node on the ODUflex channel to be unified.

An embodiment of the present invention provides an ODUflex channel, which includes: a source network node, at least one intermediate network node and a destination network node. The source network node is configured to create bandwidth adjustment indication information and rate adjustment indication information, where the bandwidth adjustment indication information and the rate adjustment indication information are encapsulated in an HO ODU overhead or an ODUflex overhead to be transmitted to the intermediate network node and the destination network node.

The source network node, intermediate network node and destination network node are configured to respectively adjust, according to the bandwidth adjustment indication

request information, a time slot occupied by an ODUflex frame in a Higher Order Optical Channel Data Unit at an egress side.

The source network node, intermediate network node and destination network node are configured to adjust, according to the rate adjustment indication information, a transmission rate of an ODUflex frame.

The technical solutions provided in the embodiments of the present invention achieve a lossless adjustment of ODUflex channel bandwidth by respectively adjusting a time slot occupied by an ODUflex frame in a Higher Order Optical Channel Data Unit at an egress side of each network node on an ODUflex channel, and adjusting a transmission rate of an ODUflex frame of each network node on the ODUflex channel.

### **BRIEF DESCRIPTION OF THE DRAWINGS**

To illustrate the technical solutions according to the embodiments of the present invention or in the prior art more clearly, the accompanying drawings for describing the embodiments or the prior art are introduced briefly in the following. Apparently, the accompanying drawings in the following description are only about some embodiments of the present invention, and persons of ordinary skill in the art can derive other drawings from the accompanying drawings without creative efforts.

FIG. 1 is a flowchart of a lossless adjustment method of ODUflex channel bandwidth according to an embodiment of the present invention;

FIG. 2 is a flowchart of a lossless adjustment method of ODUflex channel bandwidth according to an embodiment of the present invention;

FIG. 3 is a structural diagram of an ODUflex frame that encapsulates bandwidth adjustment indication information according to an embodiment of the present invention;

FIG. 4 is schematic diagram of utilizing a PSI to reallocate a time slot occupied by an ODUflex in an HO ODU at an egress side of a network node according to an embodiment of the present invention;

FIG. 5 is a schematic diagram of a smooth processing process according to an embodiment of the present invention;

FIG. 6 is a structural diagram of an ODUflex frame that encapsulates rate adjustment indication information according to an embodiment of the present invention;

5 FIG. 7 is a structural diagram of an ODUflex channel according to an embodiment of the present invention; and

FIG. 8 is a structural diagram of a source network node in an ODUflex channel according to an embodiment of the present invention.

### DETAILED DESCRIPTION OF THE EMBODIMENTS

10 The technical solutions of embodiments of the present invention will be clearly and comprehensively described in the following with reference to the accompanying drawings of the embodiments of the present invention. It is obvious that the embodiments to be described are only a part rather than all of the embodiments of the present invention. All other embodiments obtained by persons of ordinary skills in the art based on the  
15 embodiments of the present invention without creative efforts shall fall within the protection scope of the present invention.

As shown in FIG. 1, an embodiment of the present invention provides a lossless adjustment method of ODUflex channel bandwidth, which includes the following steps:

20 Step 101: Respectively adjust, according to bandwidth adjustment indication request information, a time slot occupied by an ODUflex frame in a Higher Order Optical Channel Data Unit at an egress side of each network node on an ODUflex channel.

Step 102: Adjust, according to rate adjustment indication information, a transmission rate of an ODUflex frame of each network node on the ODUflex channel, to enable the transmission rate of each network node on the ODUflex channel to be unified.

25 In the lossless adjustment method of ODUflex channel bandwidth provided in the embodiment of the present invention, the order of step 101 and step 102 is not fixed, that

is, the executing order of step 101 and step 102 may be adjusted according to an increase or a decrease of packet service traffic.

The lossless adjustment method of ODUflex channel bandwidth provided in the embodiment of the present invention achieves the lossless adjustment of ODUflex channel bandwidth by respectively adjusting a time slot occupied by an ODUflex frame in a Higher Order Optical Channel Data Unit at an egress side of each network node on an ODUflex channel, and adjusting a transmission rate of an ODUflex frame of each network node on the ODUflex channel.

In order to describe the present invention more clearly, technical solutions provided in the present invention will be described through specific embodiments in the following.

As shown in FIG. 2, an embodiment of the present invention provides a lossless adjustment method of ODUflex channel bandwidth with main steps in the following:

In the embodiment of the present invention, an example that packet service traffic is increasing is taken for description. It is assumed that an ODUflex originally occupies one time slot, and since the packet service traffic is increasing, two time slots are required to be occupied currently. By using the technical solutions of the present invention, a whole process of adjusting ODUflex channel bandwidth is in the following.

Step 201: A source NE obtains, through a NMS (Network Management System, network management system), current ODUflex channel bandwidth state information, and implements bandwidth reservation on an ODUflex channel; the reserved bandwidth on the ODUflex channel may satisfy being adjusted to be two time slots; if the bandwidth reservation is successful, a next operation is performed; otherwise, the source NE reports the information about unsuccessful bandwidth reservation.

Step 202: Each network node implements adjustment of the ODUflex channel bandwidth at an HO ODU level, that is, adjust a time slot occupied by an ODUflex frame in a Higher Order Optical Channel Data Unit at an egress side of each network node on the ODUflex channel.

Operations of a source NE (Network Node, network node):

1. Bandwidth adjustment indication request information is generated. The bandwidth adjustment indication request information and its encapsulation manner in the embodiment of the present invention may be applicable to the situation in FIG. 3.

5 Bandwidth adjustment indication information used in the processing of adjusting the ODUflex channel bandwidth in an HO ODU is BAI (Bandwidth Adjustment Identifier, bandwidth adjustment identifier) information which mainly includes: a BI/BD (Bandwidth Increase/Bandwidth Decrease, which indicates an increase or a decrease of ODUflex channel bandwidth), a BC (Bandwidth Capacity, which indicates the number of

10 time slots that are occupied by an ODUflex), and a BBAI (Backward Bandwidth Adjustment Identifier, which returns an ODUflex channel bandwidth adjustment complete indication). When the ODUflex channel bandwidth is required to be increased, the BI/BD is "1010", the BC is the number of time slots that are required to be occupied by the ODUflex; when the ODUflex channel bandwidth is required to be decreased, the

15 BI/BD is "0101", the BC is the number of time slots that are required to be occupied by the ODUflex; under a normal situation, the BI/BD is "0000", the BC is the number of time slots that are practically occupied currently; when the processing of adjusting the ODUflex channel bandwidth in the HO ODU is completed, a destination network node returns a BBAI to a source network node, in this case, the BBAI is 1; under the normal

20 situation, the BBAI is 0.

Where, an RAI (Rate Adjustment Identifier, rate adjustment identifier) is BAI information that is used for ODUflex own rate adjustment.

When an ODUflex rate is required to be adjusted, that is, an increase or a decrease of the rate, the RAI is "1010"; when the ODUflex rate adjustment is completed, the RAI is

25 "0101"; and under the normal situation, the RAI is "0000".

The BAI information and its encapsulation manner in the technical solutions of the present invention are not limited to the manners that are described above. The BAI information may further include some other information, such as CRC check information. An encapsulation location of the BAI information is not limited to bytes 13 and 14 of a

first line, and may be placed in any reservation location in an ODUflex overhead, or may be placed in an HO ODU overhead.

In the embodiment of the present invention, the BI/BD is "1010" and the BC is 2, which indicates that the ODUflex channel bandwidth is required to be increased to be two  
 5 TSs. The bandwidth adjustment indication request information is encapsulated into the ODUflex overhead to be sent out.

2. The source network node indicates, through a PSI (Payload structure identifier, payload structure identifier) that, allocating, by the HO ODU, the two TSs that are required to be occupied by the ODUflex in the network node is to be completed.

10 When the ODUflex channel bandwidth in the HO ODU is required to be adjusted, it may be indicated, through a 256-multiframe PSI, that reallocating a TS (Time Slot, time slot) to the ODUflex is to be completed; and a condition of occupying the TS by the ODUflex is switched in a next 256-multiframe.

An example that a case that the ODUflex originally occupies one TS in the HO ODU is adjusted to a case that the ODUflex occupies two TSs is taken for description, where  
 15 the HO ODU is divided into 8 TSs. As shown in FIG. 4, in an  $i^{\text{th}}$  256-multiframe, an ODUflex occupies one TS, that is, TS 2. In this case, the ODUflex channel bandwidth is required to be adjusted, and it is indicated, through a PSI, in an  $(i + 1)^{\text{th}}$  256-multiframe that the ODUflex will occupy two TSs in an  $(i + 2)^{\text{th}}$  256-multiframe, that is, TS 2 and TS  
 20 4. However, in the  $(i + 1)^{\text{th}}$  256-multiframe, the ODUflex still occupies only one TS, that is, TS 2. In the  $(i + 2)^{\text{th}}$  256-multiframe, the condition of TSs occupied by an ODUflex is switched to be two, that is, TS 2 and TS 4.

In the adjustment process, since the ODUflex rate is kept unchanged, and only a container that bears the ODUflex is increased, the number of ODUflexs that are borne in  
 25 each frame of the HO ODU is kept unchanged, the number of ODUflexs that are de-mapped from the HO ODU is unchanged, and a cache to store the ODUflex is in a balanced state. Therefore, the performance of a restored ODUflex clock is not affected, and the adjustment is a lossless adjustment process.

During the above process, the reallocated TS switch time may also be in other manners in addition to switching the condition of TS occupied by an ODUflex in the next 256-multiframe. For example, based on GMP (Generic Mapping Procedures, generic mapping procedures) payload block border, the condition of TS occupied by an ODUflex is switched, and switching the condition of TS occupied by an ODUflex is triggered through an overhead carried in the GMP. That is, in the embodiment, before the switch, the GMP payload block occupies one TS; and after the switch, the GMP payload block occupies two TSs.

3. Wait till the time slot adjustment is completed, the BSI request information is modified to be normal, that is, the BI/BD is "0000", and the BC is 2; and the modified BAI request information, that is, bandwidth adjustment indication request complete information, is encapsulated into the ODUflex overhead to be sent out.

4. A BAI complete indication returned by the destination network node is detected; when three frames of ODUflexes are received continuously, and the BBAI is 1, it indicates that adjusting the ODUflex channel bandwidth at the HO ODU level is completed, that is, an ODUflex level may be triggered to start the ODUflex own rate adjustment.

In the embodiment of the present invention, it is preset that when adjustment of ODUflex channel bandwidth at an HO ODU level of a destination network node is completed, three frames of ODUflexes that are encapsulated with BAI complete indication are returned to a source network node. In other embodiments of the present invention, it may also be set that a destination network node returns, to a source network node, other frames of ODUflexes that are encapsulated with BAI complete indication, which is not limited here by the present invention.

#### Operations of an intermediate NE

When the intermediate NE is required to de-map an ODUflex frame from an HO ODU:

1. The intermediate NE receives BAI information at an ingress side, where BI/BD is

“1010” and BC is 2, and therefore it is perceived that the ODUflex channel bandwidth is required to be increased to be two TSs.

2. The BAI information is transparently transmitted immediately, and at an egress side, the BAI information with the BI/BD being “1010” and the BC being 2 is encapsulated into an ODUflex overhead to be sent out.

3. It is indicated, through a PSI, that the adjustment that the ODUflex is required to occupy two TSs in the HO ODU of the NE is to be completed.

4. After the adjustment is completed and the BAI information with the BI/BD being “1010” and the BC being 2 is no longer received; the BAI information is modified to be normal, that is, the BI/BD is “0000” and the BC is 2; and the modified BAI information is encapsulated to the ODUflex overhead to be sent out.

5. When the BBAI information from the destination network node is received, the BBAI information is transparently transmitted.

When the intermediate NE is not required to de-map an ODUflex frame from an HO ODU:

1. The intermediate NE directly transparently transmits the BAI information.

2. When the BBAI information from the destination network node is received, the BBAI information is transparently transmitted.

Operations of a destination NE

1. The destination NE receives BAI information at an ingress side, where BI/BD is “1010” and BC is 2, and therefore it is perceived that the ODUflex channel bandwidth is required to be increased to be two TSs.

2. Wait till BAI information with the BI/BD being “1010” and the BC being 2 sent from an upstream NE is no longer received, a complete indication BBAI of the adjustment of the ODUflex channel bandwidth in an HO ODU, that is, BBAI being 1, is

returned to the source NE. The information that the BBAI is 1 is encapsulated into an ODUflex overhead that has three continuous frames, and is to be sent out; afterward, the BBAI is modified to be normal, that is, the BBAI is 0.

Step 203: Each network node adjusts an ODUflex own rate.

#### 5 Operations of a source NE

1. Preprocessing of ODUflex rate adjustment mainly includes: triggering a reading-enabled capacity of a packet service cache to be ineffective; only caching a packet service, but not reading a packet service from the cache; and subsequently encapsulating invalid data to an ODUflex (such as encapsulating a GFP (Generic framing procedure, generic framing procedure) idle frame to an ODUflex), where the ODUflex no longer has valid data.

2. ODUflex rate increase indication RAI information, that is, RAI is "1010", is generated, and the information is encapsulated into an ODUflex overhead that has three continuous frames, and is to be sent out.

15 3. A ODUflex rate is adjusted, that is, an ODUflex clock is adjusted to be approximately two times of that of an original ODUflex so as to adjust the ODUflex rate to an expected rate.

20 4. Wait till the ODUflex clock adjustment is stabilized, ODUflex rate adjustment complete indication RAI information, that is, RAI is "0101", is generated, and the information is encapsulated into an ODUflex overhead that has three continuous frames, and is to be sent out, so as to indicate that the ODUflex rate adjustment is completed.

25 5. Processing after the ODUflex rate adjustment mainly includes: triggering the reading-enabled capacity of the packet service cache to be effective and obtain the packet service from the cache; and then encapsulating, through the GFP, the packet service to an ODUflex frame whose rate is adjusted.

6. In this case, the adjustment of the ODUflex channel bandwidth is completed; and the increase of packet service traffic may be triggered.

## Operations of an intermediate NE

When the intermediate NE is required to de-map an ODUflex frame from an HO ODU:

1. The intermediate network node transparently transmits rate adjustment indication information.

2. An ODUflex frame is de-mapped from a received HO ODU frame, and smooth processing is performed on the ODUflex frame so as to facilitate stability of a restored ODUflex clock after a ODUflex frame rate is adjusted.

3. The intermediate network node transparently transmits rate adjustment complete information.

In the embodiment of the present invention, the smooth processing during the ODUflex own rate adjustment process may adopt the following manner so as to remove the problem that the ODUflex clock that is restored during an ODUflex rate changing process is instable, thereby achieving lossless de-mapping of a packet service at a receiving end.

As shown in FIG. 5, the smooth processing process is implemented through two levels of caches.

Firstly, ODUflex data flow that is de-mapped from an HO ODU frame is stored to a first level of cache.

And then, in a uniform increasing or decreasing manner, the data in the first level of cache is stored to a second level of cache till both two levels of caches reach a balanced state.

Lastly, the ODUflex clock is restored according to the second level of cache.

In the technical solutions provided in the present invention, the smooth processing of the destination NE and the intermediate NE during the ODUflex own rate adjustment

process is not limited to the methods described in the embodiment, and any other methods that are capable of achieving the same effect may also be applicable.

When the intermediate NE is not required to de-map an ODUflex frame from an HO ODU:

5 1. The intermediate network node transparently transmits rate adjustment indication information.

2. The intermediate network node transparently transmits rate adjustment complete information.

3. The intermediate network node transparently transmits the HO ODU.

10 Operations of a destination NE

1. An ODUflex whose rate is increasing is de-mapped from an HO ODU.

2. Smooth transition processing is performed on the de-mapped ODUflex data flow to make the restored ODUflex clock stable so as to achieve the lossless de-mapping of an ODUflex.

15 3. Frame positioning and RAI identification processing are performed on the ODUflex data flow. When three frames of ODUflexes including a rate adjustment indication that the RAI is "1010" are received continuously, all subsequent ODUflex frames are discarded since data borne by the ODUflex in this case is invalid; the frame positioning is performed on the ODUflex data flow again till an ODUflex frame header is  
 20 locked and three frames of ODUflexes including a rate adjustment complete indication that an RAI is "0101" are received continuously, de-mapping processing is performed on subsequent ODUflex frames since data borne by the ODUflex in this case is valid.

25 The embodiment of the present invention achieves the lossless adjustment of ODUflex channel bandwidth by respectively adjusting a time slot occupied by an ODUflex frame in a Higher Order Optical Channel Data Unit at an egress side of each network node on an ODUflex channel, and adjusting a transmission rate of an ODUflex

frame of each network node on the ODUflex channel.

Further, an embodiment of the present invention also provides a lossless adjustment method of ODUflex channel bandwidth. In comparison with the above embodiment, the differences merely lie in that the steps of adjusting an ODUflex own rate by each network node, in which a placing manner of RAI information that is used in the ODUflex own rate adjustment is shown in FIG. 6. When an HA/LA (High Order/Low Order Adjustment Identifier) is “1010”, it indicates BAI information which is used at an HO ODU level; when the HA/LA (High Order/Low Order Adjustment Identifier) is “0101”, it indicates the RAI information which is used in the ODUflex own rate adjustment. The ODUflex own rate adjustment is described in the following, so the HA/LA is “0101”.

#### Operations of a source NE

1. Preprocessing of ODUflex rate adjustment mainly includes: triggering a reading-enabled capacity of a packet service cache to be ineffective; only caching a packet service, but not reading a packet service from the cache; and subsequently encapsulating invalid data into an ODUflex, where the ODUflex no longer includes valid data.

2. ODUflex rate increase indication RAI information is generated, that is, the BI/BD is “1010” and the BC is 2, and the information is encapsulated into an ODUflex overhead that has three continuous frames and is to be sent out.

3. The ODUflex rate is adjusted, that is, the ODUflex clock is adjusted to be approximately two times of that of an original ODUflex so as to adjust the ODUflex rate to an expected rate.

4. Wait till the ODUflex clock adjustment is stabilized, ODUflex rate adjustment complete indication RAI information, that is, BI/BD is “0000”, is generated, and the information is encapsulated into an ODUflex overhead that has three continuous frames, and is to be sent out, so as to indicate that the ODUflex rate adjustment is completed in the NE.

5. An RAI complete indication returned by the destination NE is detected.

5 6. Processing after the ODUflex rate adjustment mainly includes that after the RAI complete indication returned from the destination NE, that is, the BBAI being 1, is received, the reading-enabled capacity of the packet service cache is triggered to be effective and the packet service is obtained from the cache; and then the packet service is encapsulated, through the GFP, to an ODUflex frame whose rate is adjusted.

7. In this case, adjusting the ODUflex channel bandwidth is completed; and the increase of packet service traffic may be triggered.

#### Operations of an intermediate NE

10 When the intermediate NE is required to de-map an ODUflex frame from an HO ODU:

1. An ODUflex is de-mapped from an HO ODU.

15 2. Frame positioning and RAI identification processing are performed on an ODUflex flow. When three frames of ODUflex rate adjustment increase indication which includes that the BI/BD is "1010" are received, it indicates that a subsequent ODUflex data flow is invalid data that is generated during an ODUflex rate adjustment period; a rate level BC being 2 that is required by ODUflex to be adjusted is obtained; ODUflex clock adjustment is triggered according to an obtained ODUflex adjustment rate level, and the ODUflex rate is adjusted to an expected rate; and at the same time an ODUflex rate adjustment increase indication which includes that the BI/BD is "1010" is continued to be sent to a direction of a destination network node.

20 3. Wait till the ODUflex clock adjustment is stabilized and ODUflex rate adjustment complete indication information transmitted from an upstream is locked and identified, rate adjustment complete information is sent to indicate that the ODUflex rate adjustment of upstream NEs including the NE is completed.

25 4. The intermediate network node transparently transmits the rate adjustment complete information returned from the destination network node.

When the intermediate NE is not required to de-map an ODUflex frame from an HO

ODU:

The intermediate network node transparently transmits rate adjustment indication information.

The intermediate network node transparently transmits rate adjustment complete information.

The intermediate network node transparently transmits an HO ODU.

The intermediate network node transparently transmits rate adjustment complete information returned from the destination network node.

Operations of a destination NE

1. An ODUflex is de-mapped from an HO ODU.

2. Frame positioning and RAI identification processing are performed on the ODUflex flow. When three frames of ODUflex rate adjustment increase indication including that the BI/BD is "1010" are received continuously, it indicates that a subsequent ODUflex data flow is invalid data generated during an ODUflex rate adjustment period; a rate level BC being 2 that is required by the ODUflex to be adjusted is obtained; at the same time, the frame positioning processing on the ODUflex flow is triggered again till an ODUflex frame header is locked and three frames of ODUflex rate adjustment complete indication including that the BI/BD is "0101" are received continuously, it indicates that the ODUflex rate adjustment period of an upstream NE ends.

3. When an ODUflex rate adjustment indication that is transmitted from an upstream is locked and identified, ODUflex clock adjustment is triggered according to an obtained ODUflex adjustment rate level and the ODUflex rate is adjusted to an expected rate.

4. Wait till the ODUflex clock adjustment is stabilized and ODUflex rate adjustment complete indication RAI information which is transmitted from the upstream is locked and identified, an indication indicating that ODUflex rate adjustment of a whole channel

is completed, that is, BBAI is 1, is returned to an source NE; and three frames are continuously returned.

In the embodiment of the present invention, rate adjustment is performed on a source node, an intermediate node and a destination node, the source node is notified after rates  
5 are kept stabilized, and the source node triggers a next operation, thereby achieving the lossless adjustment of ODUflex own rate.

As shown in FIG. 7, an embodiment of the present invention provides an ODUflex channel, which includes: a source network node, at least one intermediate network node and a destination network node. The source network node is configured to create  
10 bandwidth adjustment indication information and rate adjustment indication information, where the bandwidth adjustment indication information and the rate adjustment indication information are encapsulated in an HO ODU overhead or an ODUflex frame overhead and are transmitted to the intermediate network node and the destination network node.

The source network node, intermediate network node and destination network node  
15 are configured to respectively adjust, according to the bandwidth adjustment indication request information, a time slot occupied by an ODUflex frame in a Higher Order Optical Channel Data Unit at an egress side.

The source network node, intermediate network node and destination network node  
20 are configured to adjust, according to the rate adjustment indication information, a transmission rate of an ODUflex frame.

Further, referring to FIG. 8, the source network node includes:

a message sending module 801, configured to create the bandwidth adjustment  
25 indication request information and rate adjustment indication information and send the bandwidth adjustment indication request information and rate adjustment indication information;

a bandwidth adjusting module 802, configured to adjust, according to the bandwidth

adjustment indication request information, a time slot occupied by an ODUflex frame in a Higher Order Optical Channel Data Unit at an egress side; and

a rate adjusting module 803, configured to adjust, according to the rate adjustment indication information, a transmission rate of an ODUflex frame.

5 The ODUflex channel provided in the embodiment of the present invention adjusts a time slot occupied by an ODUflex frame in a Higher Order Optical Channel Data Unit at an egress side of each network node on an ODUflex channel and adjusts a transmission rate of an ODUflex frame of each network node on the ODUflex channel separately; and after the adjustment is completed, a source network node triggers change of packet  
10 service traffic, thereby achieving the lossless adjustment of ODUflex channel bandwidth.

Those of ordinary skills in the art should understand that all or a part of the steps of the method according to the embodiments of the present invention may be implemented by program instructing relevant hardware. The program may be stored in a computer readable storage medium, such as a Read-Only Memory (ROM), a Random-Access  
15 Memory (RAM), a magnetic disk, or an optical disk.

The above is only the specific implementation of the present invention, but the protection scope of the present invention is not limited thereto. Any change or replacement that can be easily derived by persons skilled in the art within the technical scope disclosed by the present invention shall fall within the protection scope of the  
20 present invention. Therefore, the protection scope of the present invention shall be subject to the protection scope of the claims.

## CLAIMS

1. A method for adjusting a bandwidth of an Optical channel Data Unit-flex (ODUflex) channel, comprising:

adjusting, according to bandwidth adjustment indication request information, a quantity of time slots occupied by an ODUflex frame in a Higher Order Optical Channel Data Unit (HO ODU) at an egress side of each network node on an ODUflex channel; and

adjusting, according to rate adjustment indication information, a transmission rate of the ODUflex frame of each network node on the ODUflex channel, to enable the transmission rate of each network node on the ODUflex channel to be unified.

2. The method for adjusting the bandwidth of the ODUflex channel according to claim 1, wherein, the step of adjusting, according to the bandwidth adjustment indication request information, the quantity of time slots occupied by the ODUflex frame in the HO ODU at the egress side of the each network node on the ODUflex channel comprises:

creating, by a source network node, the bandwidth adjustment indication request information, and sending out, by the source network node, the bandwidth adjustment indication request information on the ODUflex channel;

adjusting, by the source network node, the quantity of time slots occupied by the ODUflex frame in the HO ODU at the egress side; and

after the source network node completes the adjustment, the sending bandwidth adjustment indication request complete information on the ODUflex channel.

3. The method for adjusting the bandwidth of the ODUflex channel according to claim 1, wherein, the step of adjusting, according to the bandwidth adjustment indication request information, the quantity of time slots occupied by the ODUflex frame in the HO ODU at the egress side of the each network node on the ODUflex channel further comprises at least:

transparently transmitting, by an intermediate network node, the bandwidth adjustment indication request information;

transparently transmitting, by the intermediate network node, bandwidth adjustment indication request complete information; and

transparently transmitting, by the intermediate network node, bandwidth adjustment complete indication information.

4. The method for adjusting the bandwidth of the ODUflex channel according to claim 1, wherein, the step of adjusting, according to the bandwidth adjustment indication request information, the quantity of time slots occupied by the ODUflex frame in the HO ODU at the egress side of the each network node on the ODUflex channel further comprises:

transparently transmitting, by the intermediate network node, the bandwidth adjustment indication request information, and adjusting, according to the bandwidth adjustment indication request information, the quantity of time slots occupied by the ODUflex frame in the HO ODU at the egress side;

after the adjustment of the quantity of time slots occupied by the ODUflex frame in the HO ODU at the egress side is completed and the bandwidth adjustment indication request complete information sent from a direction of a source node is received, sending, by the intermediate network node, the bandwidth adjustment indication request complete information in the ODUflex channel; and

transparently transmitting, by the intermediate network node, the bandwidth adjustment complete indication information.

5. The method for adjusting the bandwidth of the ODUflex channel according to claim 1, wherein, the step of adjusting, according to the bandwidth adjustment indication request information, the quantity of time slots occupied by the ODUflex frame in the HO ODU at the egress side of the each network node on the ODUflex channel further comprises:

after receiving, by a destination network node, bandwidth adjustment indication request complete information sent from the direction of the source node, returning, by the

destination network node, bandwidth adjustment complete indication information to the source node on the ODUflex channel.

6. The method for adjusting the bandwidth of the ODUflex channel according to claim 1, wherein, the step of adjusting, according to the rate adjustment indication information, the transmission rate of the ODUflex frame of the each network node on the ODUflex channel comprises:

stopping, by a source network node, obtaining a packet service from a cache, encapsulating the ODUflex frame by using invalid data, and sending the ODUflex frame;

creating, by the source network node, the rate adjustment indication information, and sending the rate adjustment indication information;

adjusting, by the source network node, the transmission rate of the ODUflex frame;

after the source network node completes the adjustment, creating, by the source network node, rate adjustment complete information, and sending out the rate adjustment complete information; and

obtaining, by the source network node, the packet service from the cache, encapsulating the packet service to the ODUflex frame and further encapsulating the ODUflex frame to an HO ODU frame, and sending the HO ODU frame.

7. The method for adjusting the bandwidth of the ODUflex channel according to claim 1, wherein, the step of adjusting, according to the rate adjustment indication information, the transmission rate of the ODUflex frame of the each network node on the ODUflex channel comprises:

transparently transmitting, by an intermediate network node, the rate adjustment indication information;

transparently transmitting, by the intermediate network node, rate adjustment complete information; and

transparently transmitting, by the intermediate network node, an HO ODU frame.

8. The method for adjusting the bandwidth of the ODUflex channel according to claim 1, wherein, the step of adjusting, according to the rate adjustment indication information, the transmission rate of the ODUflex frame of the each network node on the ODUflex channel comprises:

transparently transmitting, by the intermediate network node, the rate adjustment indication information;

transparently transmitting, by the intermediate network node, the rate adjustment complete information; and

de-mapping, by the intermediate network node, the ODUflex frame from a received HO ODU frame, and performing smooth processing on the ODUflex frame so as to facilitate stability of a rate of an adjusted ODUflex frame.

9. The method for adjusting the bandwidth of the ODUflex channel according to claim 1, wherein, the step of adjusting, according to the rate adjustment indication information, the transmission rate of the ODUflex frame of the each network node on the ODUflex channel comprises:

de-mapping, by a destination network node, the ODUflex frame from a received HO ODU frame, and performing smooth processing on the ODUflex frame so as to facilitate stability of a rate of an adjusted ODUflex frame; and

obtaining, by the destination network node, according to the rate adjustment indication information and the rate adjustment complete information, from the HO ODU, the ODUflex frame encapsulated with valid data.

10. The method for adjusting the bandwidth of the ODUflex channel according to claim 6, wherein, the step of obtaining the packet service from the cache by the source network node is performed after the rate adjustment complete information that is returned from a destination network node is detected.

11. The method for adjusting the bandwidth of the ODUflex channel according to claim 1, wherein, the step of adjusting, according to the rate adjustment indication

information, the transmission rate of the ODUflex frame of the each network node on the ODUflex channel comprises:

de-mapping, by an intermediate network node, the ODUflex frame from a received HO ODU frame;

upon receiving the rate adjustment indication information, adjusting, by the intermediate network node, a rate of the ODUflex frame;

when the adjusted rate is kept stable and rate adjustment complete information sent from a direction of a source node is received, sending, by the intermediate network node, to a direction of a destination network node the rate adjustment complete information; and

transparently transmitting, by the intermediate network node, the rate adjustment complete information returned from the destination network node.

12. The method for adjusting the bandwidth of the ODUflex channel according to claim 1, wherein, the step of adjusting, according to the rate adjustment indication information, the transmission rate of the ODUflex frame of the each network node on the ODUflex channel comprises:

transparently transmitting, by the intermediate network node, the rate adjustment indication information;

transparently transmitting, by the intermediate network node, a rate adjustment complete information;

transparently transmitting, by the intermediate network node, an HO ODU frame; and

transparently transmitting, by the intermediate network node, the rate adjustment complete information returned from the destination network node.

13. The method for adjusting the bandwidth of the ODUflex channel according to claim 1, wherein, the step of adjusting, according to the rate adjustment indication information, the transmission rate of the ODUflex frame of the each network node on the ODUflex channel comprises:

de-mapping, by a destination network node, the ODUflex frame from a received HO ODU frame;

upon receiving the rate adjustment indication information, adjusting, by the destination network node, a rate of the ODUflex frame; and

when the adjusted rate is kept stable and rate adjustment complete information sent from a direction of a source node is received, returning, by the destination network node, the rate adjustment complete information to the source network node.

14. A network providing an ODUflex channel, comprising: a source network node, at least one intermediate network node and a destination network node, wherein, the ODUflex channel passes through the source network node, the at least one intermediate network node and the destination network node, and the source network node is configured to create bandwidth adjustment indication information and rate adjustment indication information, wherein the bandwidth adjustment indication information and the rate adjustment indication information are encapsulated in a Higher Order Optical Channel Data Unit (HO ODU) overhead or an ODUflex overhead to be transmitted to the intermediate network node and the destination network node;

the source network node, the at least one intermediate network node and the destination network node are configured to adjust, according to the bandwidth adjustment indication information, a quantity of time slots occupied by an ODUflex frame in an HO ODU at an egress side; and

the source network node, the at least one intermediate network node and the destination network node are configured to adjust, according to the rate adjustment indication information, a transmission rate of the ODUflex frame.

15. The network according to claim 14, wherein the source network node comprises:

a message sending module, configured to create the bandwidth adjustment indication request information and the rate adjustment indication information to be sent out;

a bandwidth adjusting module, configured to adjust, according to the bandwidth adjustment indication request information, the quantity of time slots occupied by the ODUflex frame in the HO ODU at the egress side; and

a rate adjusting module, configured to adjust, according to the rate adjustment indication information, the transmission rate of the ODUflex frame.

1/6

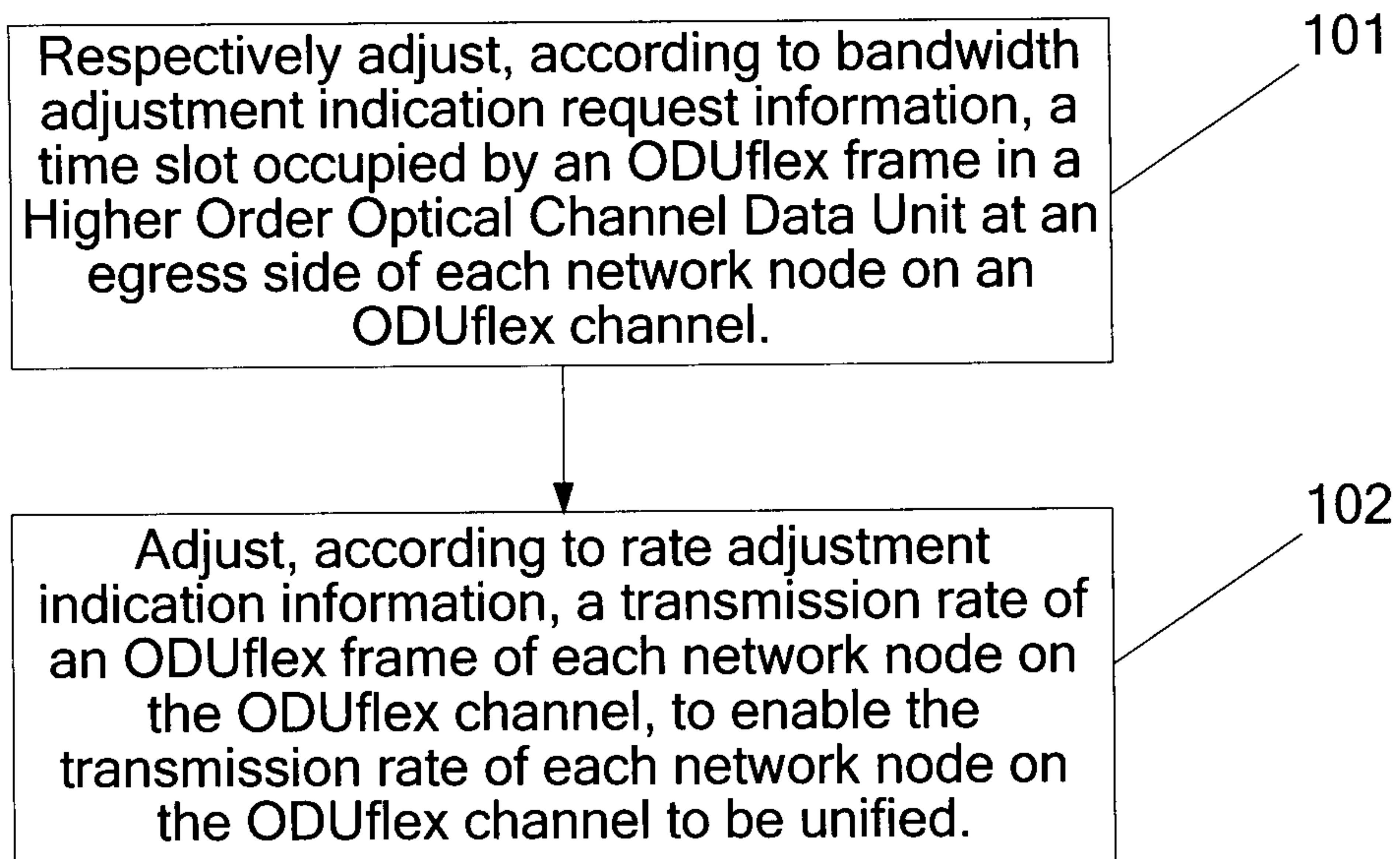


FIG. 1

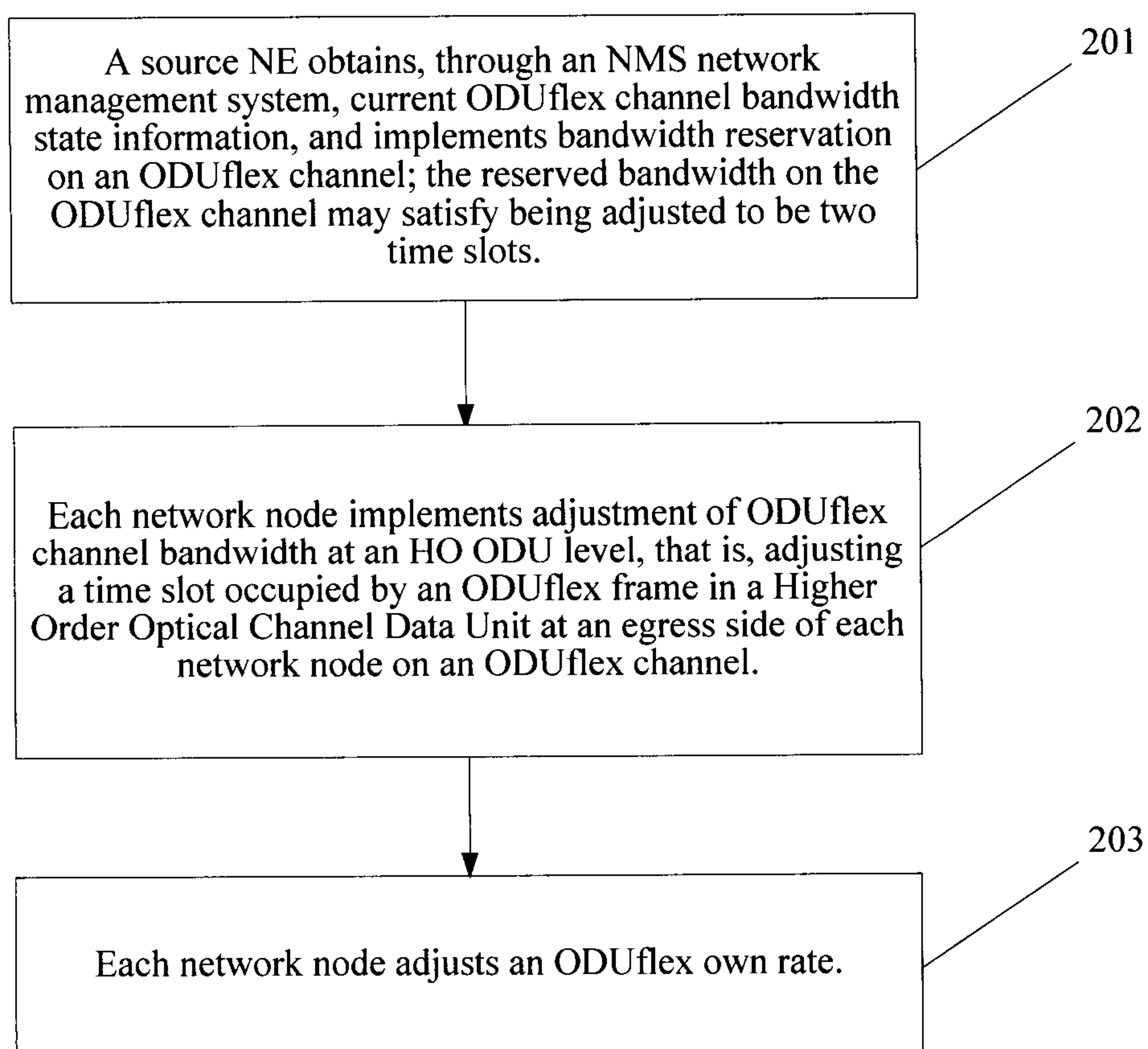


FIG. 2

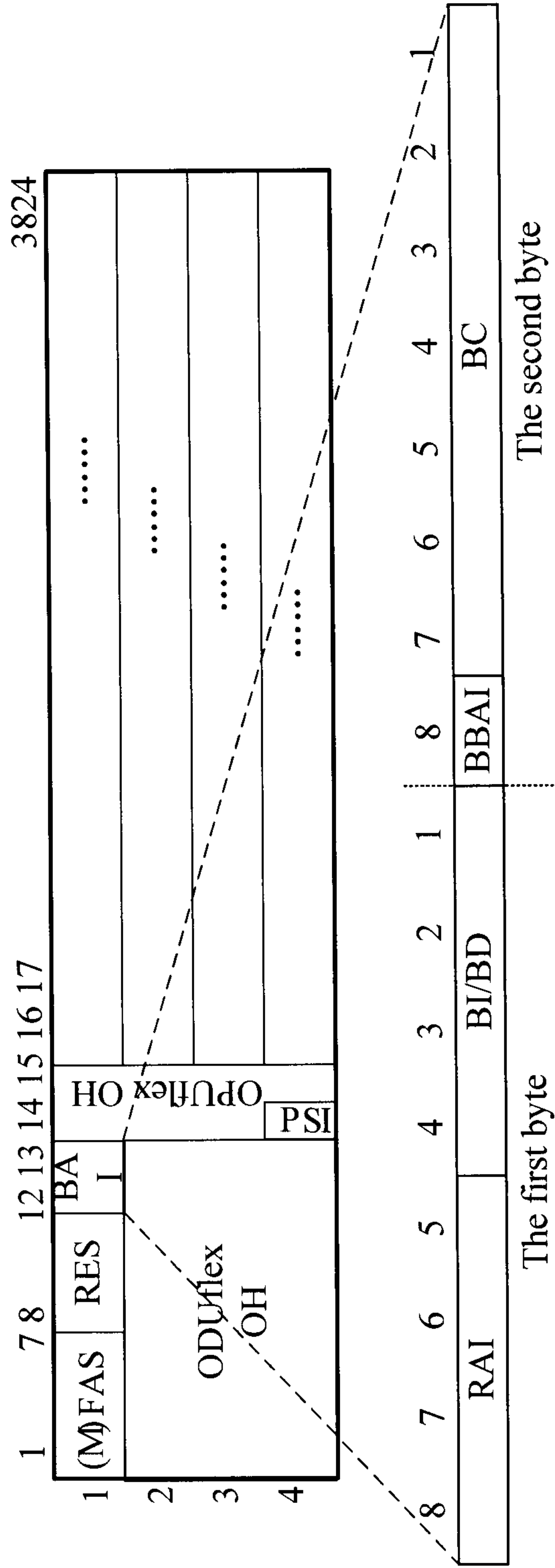


FIG. 3

3/6

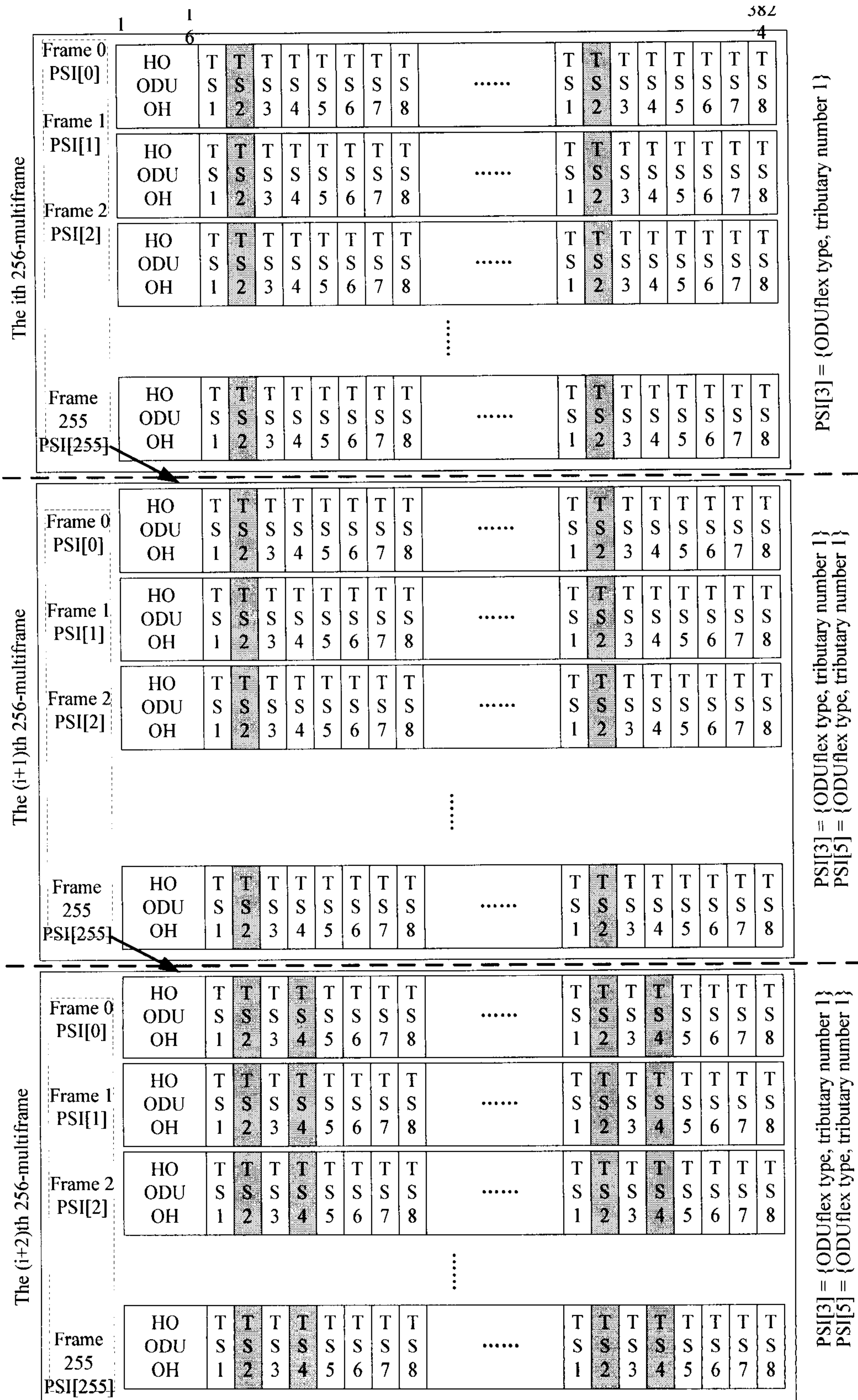


FIG. 4

4/6

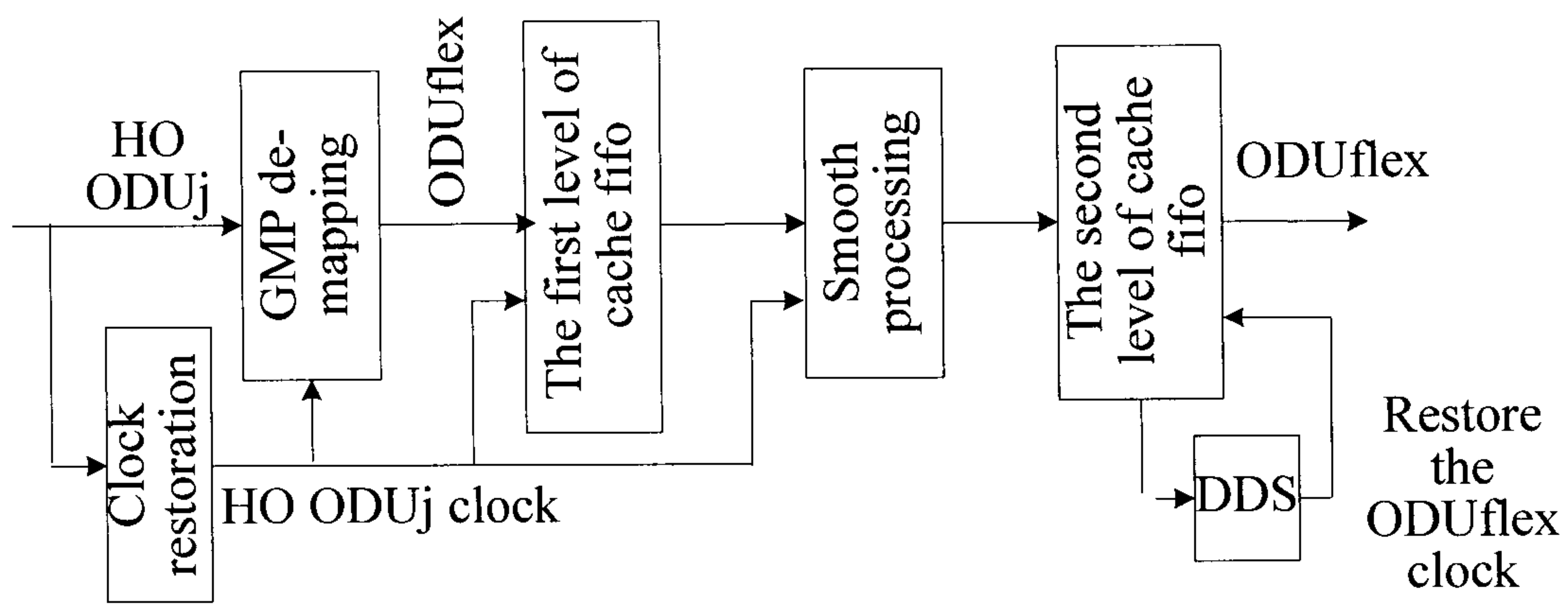


FIG. 5

5/6

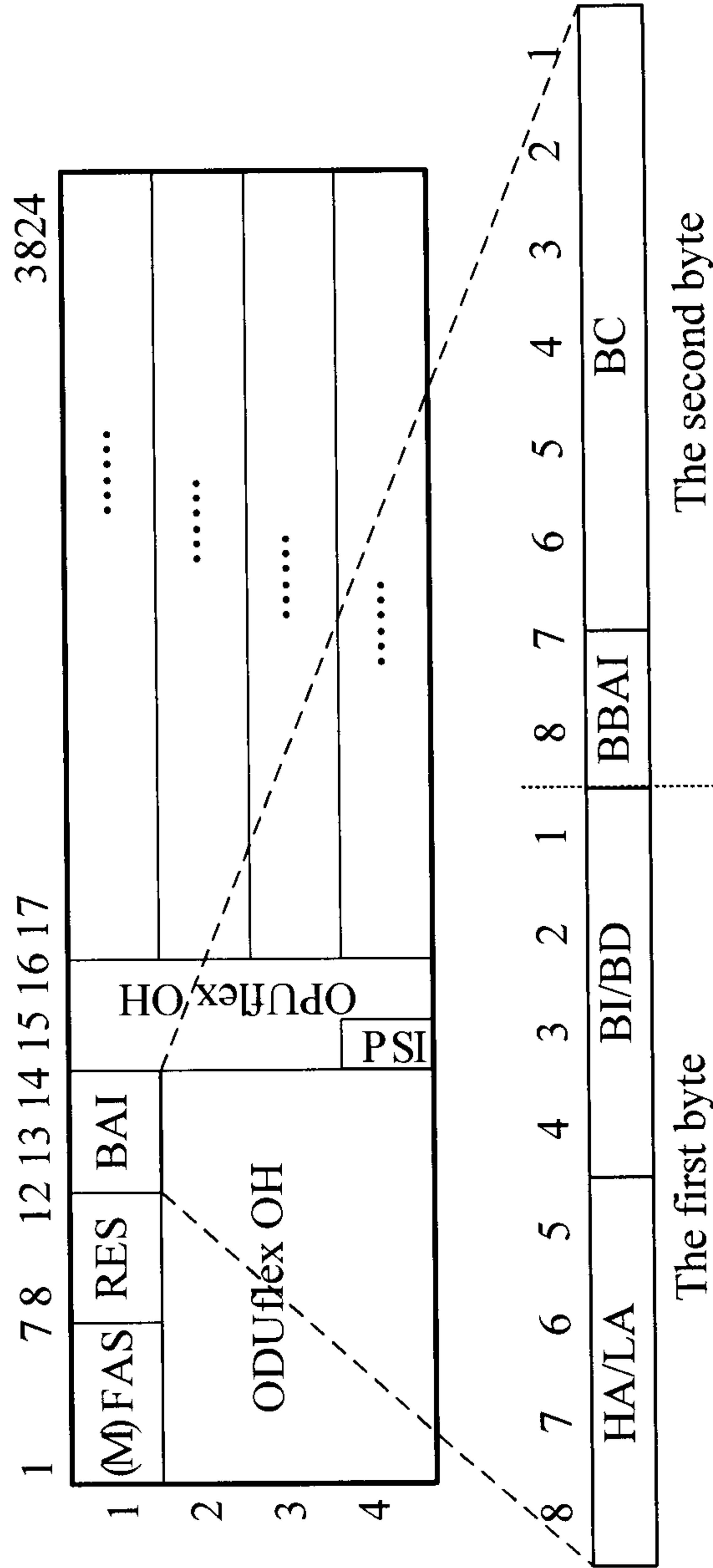


FIG. 6

6/6

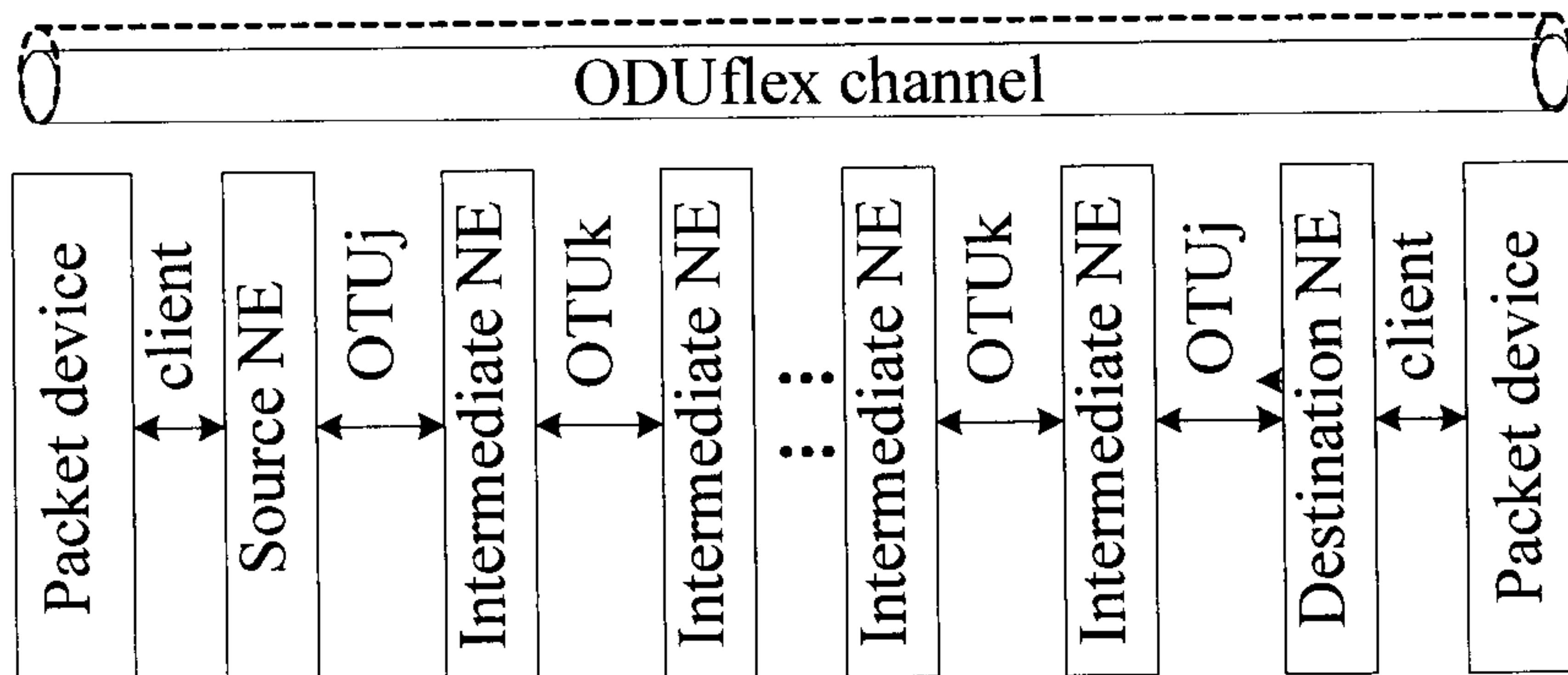


FIG. 7

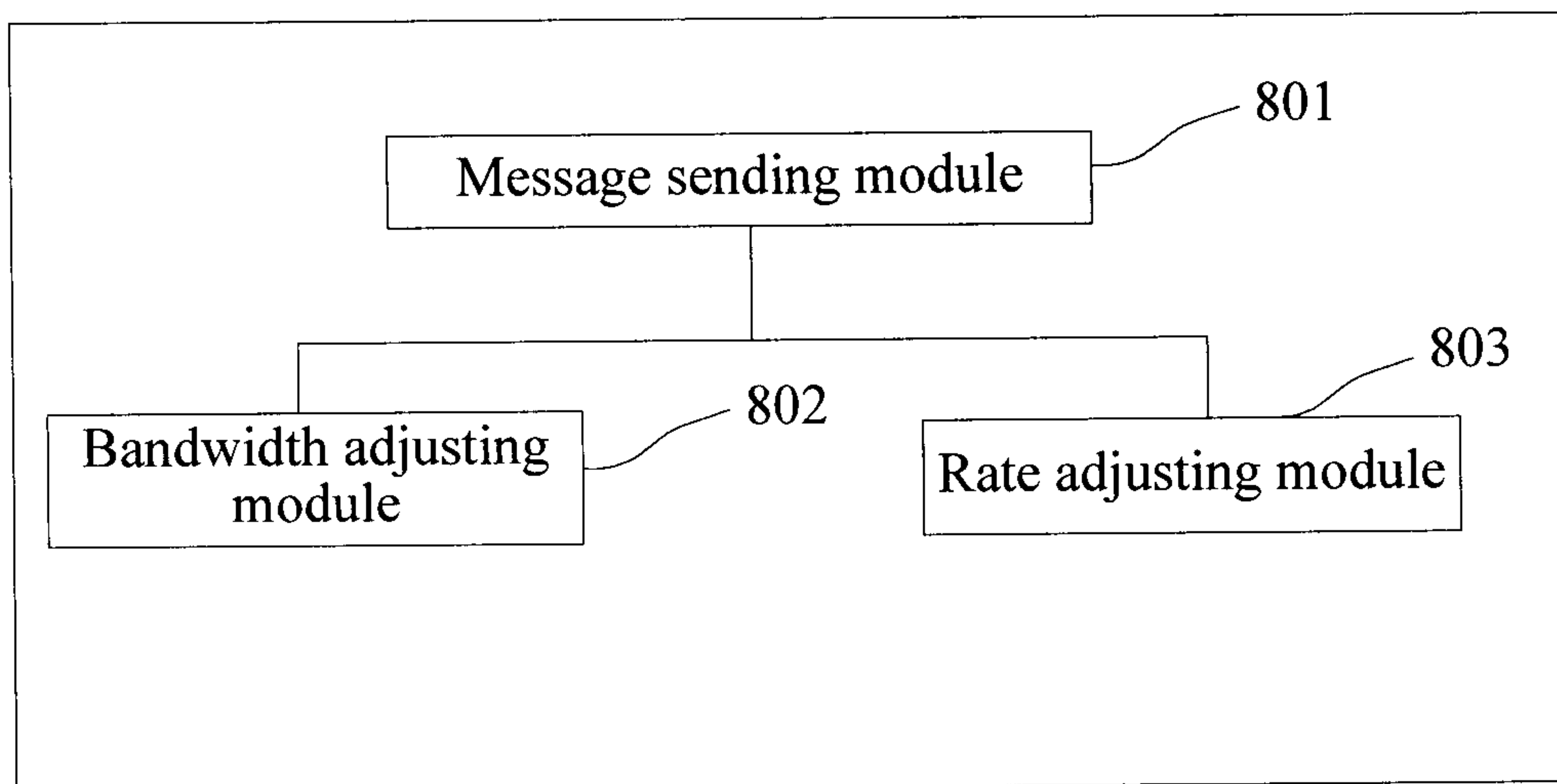


FIG. 8

Respectively adjust, according to bandwidth adjustment indication request information, a time slot occupied by an ODUflex frame in a Higher Order Optical Channel Data Unit at an egress side of each network node on an ODUflex channel.

101

Adjust, according to rate adjustment indication information, a transmission rate of an ODUflex frame of each network node on the ODUflex channel, to enable the transmission rate of each network node on the ODUflex channel to be unified.

102