

(19) World Intellectual Property Organization
International Bureau



(43) International Publication Date
13 February 2003 (13.02.2003)

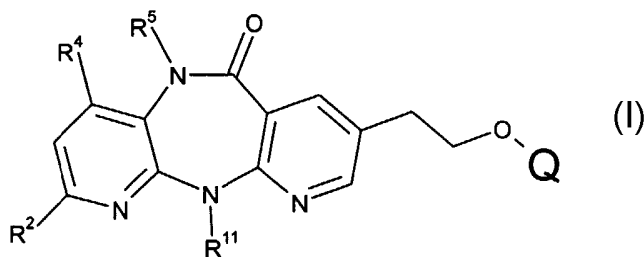
PCT

(10) International Publication Number
WO 03/011862 A1

- (51) International Patent Classification⁷: **C07D 471/14**, A61K 31/551, A61P 31/18
- (74) Agent: **BERNIER, Louise, G.**; 2100 Cunard Street, Laval, Québec H7S 2G5 (CA).
- (21) International Application Number: PCT/CA02/01161
- (22) International Filing Date: 26 July 2002 (26.07.2002)
- (25) Filing Language: English
- (26) Publication Language: English
- (30) Priority Data: 60/308,710 30 July 2001 (30.07.2001) US
- (71) Applicant (for all designated States except US): **BOEHRINGER INGELHEIM (CANADA) LTD.** [CA/CA]; 2100 Cunard Street, Laval, Québec H7S 2G5 (CA).
- (72) Inventors; and
- (75) Inventors/Applicants (for US only): **OGILVIE, William, W.** [CA/CA]; 1999 Woodglen Crescent, Ottawa, Ontario K1J 6G7 (CA). **DÉZIEL, Robert** [CA/CA]; 546 Chester, Mont-Royal, Québec H3R 1W9 (CA). **O'MEARA, Jeffrey** [CA/CA]; 2100 Cunard Street, Laval, Québec H7S 2G5 (CA). **SIMONEAU, Bruno** [CA/CA]; 2100 Cunard Street, Laval, Québec H7S 2G5 (CA).
- (81) Designated States (national): AE, AG, AL, AM, AT, AU, AZ, BA, BB, BG, BR, BY, BZ, CA, CH, CN, CO, CR, CU, CZ, DE, DK, DM, DZ, EC, EE, ES, FI, GB, GD, GE, GH, GM, HR, HU, ID, IL, IN, IS, JP, KE, KG, KP, KR, KZ, LC, LK, LR, LS, LT, LU, LV, MA, MD, MG, MK, MN, MW, MX, MZ, NO, NZ, OM, PH, PL, PT, RO, RU, SD, SE, SG, SI, SK, SL, TJ, TM, TN, TR, TT, TZ, UA, UG, US, UZ, VN, YU, ZA, ZM, ZW.
- (84) Designated States (regional): ARIPO patent (GH, GM, KE, LS, MW, MZ, SD, SL, SZ, TZ, UG, ZM, ZW), Eurasian patent (AM, AZ, BY, KG, KZ, MD, RU, TJ, TM), European patent (AT, BE, BG, CH, CY, CZ, DE, DK, EE, ES, FI, FR, GB, GR, IE, IT, LU, MC, NL, PT, SE, SK, TR), OAPI patent (BF, BJ, CF, CG, CI, CM, GA, GN, GQ, GW, ML, MR, NE, SN, TD, TG).
- Published:**
— with international search report
- For two-letter codes and other abbreviations, refer to the "Guidance Notes on Codes and Abbreviations" appearing at the beginning of each regular issue of the PCT Gazette.



(54) Title: NON-NUCLEOSIDE REVERSE TRANSCRIPTASE INHIBITORS



(57) Abstract: Provided are compounds represented by formula (I): wherein R² is H, halogen, NHNH₂, (C₁₋₄)alkyl, O(C₁₋₆)alkyl, and haloalkyl; R⁴ is H or Me; R⁵ is H or (C₁₋₄)alkyl; R¹¹ is (C₁₋₄)alkyl, (C₁₋₄)alkyl(C₃₋₇)cycloalkyl, or (C₃₋₇)cycloalkyl; and Q is naphthyl, fused phenyl(C₄₋₇)cycloalkyl and fused phenyl-5, 6, or 7-membered saturated heterocycle having one to two heteroatom selected from O, N, or S, said Q being substituted with from 1 to 4 R¹² substituents selected from: R¹³, (C₁₋₆)alkyl, (C₃₋₇)cycloalkyl, or (C₂₋₆)alkenyl, said

alkyl, cycloalkyl, or alkenyl being optionally substituted with R¹³; or a salt thereof. Compounds represented by formula I have inhibitory activity against Wild Type, single and double mutant strains of HIV.

WO 03/011862 A1

NON-NUCLEOSIDE REVERSE TRANSCRIPTASE INHIBITORS

TECHNICAL FIELD OF THE INVENTION

The invention relates to novel compounds and pharmaceutically acceptable salts thereof, their use, either alone or in combination with other therapeutic agents, in the treatment or prophylaxis of HIV infection, and to pharmaceutical compositions comprising the compounds that are active against NNRTI resistant mutants.

BACKGROUND OF THE INVENTION

The disease known as acquired immune deficiency syndrome (AIDS) is caused by the human immunodeficiency virus (HIV), particularly the strain known as HIV-1. In order for HIV to be replicated by a host cell, the information of the viral genome must be integrated into the host cell's DNA. However, HIV is a retrovirus, meaning that its genetic information is in the form of RNA. The HIV replication cycle therefore requires a step of transcription of the viral genome (RNA) into DNA, which is the reverse of the normal chain of events. An enzyme that has been aptly dubbed reverse transcriptase (RT) accomplishes the transcription of the viral RNA into DNA. The HIV virion includes a copy of RT along with the viral RNA.

Reverse transcriptase has three known enzymatic functions; it acts as an RNA-dependent DNA polymerase, as a ribonuclease, and as a DNA-dependent DNA polymerase. Acting as an RNA-dependent DNA polymerase, RT transcribes a single-stranded DNA copy of the viral RNA. Acting as a ribonuclease, RT destroys the original viral RNA, and frees the DNA just produced from the original RNA.

Finally, acting as a DNA-dependent DNA polymerase, RT makes a second, complementary DNA strand, using the first DNA strand as a template. The two strands form double-stranded DNA, which is integrated into the host cell's genome by another enzyme called integrase.

Compounds that inhibit the enzymatic functions of HIV-1 reverse transcriptase will inhibit replication of HIV-1 in infected cells. Such compounds are useful in the prevention or treatment of HIV-1 infection in human subjects, as demonstrated by known RT inhibitors such as 3'-azido-3'-deoxythymidine (AZT), 2',3'-dideoxyinosine (ddI), 2',3'-dideoxycytidine (ddC), d4T, 3TC, Nevirapine, Delavirdine, Efavirenz, Abacavir, and Tenofovir, the main drugs thus far approved for use in the treatment of

AIDS.

As with any antiviral therapy, use of RT inhibitors in the treatment of AIDS eventually leads to a virus that is less sensitive to the given drug. Resistance (reduced
5 sensitivity) to these drugs is the result of mutations that occur in the reverse transcriptase segment of the pol gene. Several mutant strains of HIV have been characterised, and resistance to known therapeutic agents is believed to be due to mutations in the RT gene. One of the more commonly observed mutants clinically
10 for the non-nucleoside reverse transcriptase inhibitors, is the Y181C mutant, in which a tyrosine (Y), at codon 181, has been mutated to a cysteine (C) residue. Other mutants, which emerge with increasing frequency during treatment using known antivirals, include single mutants K103N, V106A, G190A, Y188C, and P236L, and double mutants K103N/Y181C, K103N/P225H, K103N/V108I and K103N/L100I.

15 As antiviral use in therapy and prevention of HIV infection continues, the emergence of new resistant strains is expected to increase. There is therefore an ongoing need for new inhibitors of RT, which have different patterns of effectiveness against the various resistant mutants.

20 Compounds having tricyclic structures, which are inhibitors of HIV-1, are described in U.S. Pat. No. 5,366,972. Other inhibitors of HIV-1 reverse transcriptase are described in Hargrave et al., J. Med. Chem., 34, 2231 (1991), Cywin et al., J. Med. Chem., 41, 2972 (1998) and Klunder et al., J. Med. Chem., 41, 2960 (1998).

25 U.S. Pat. No. 5,705,499 proposes 8-arylalkyl- and 8-arylheteroalkyl-5,11-dihydro-6H-dipyrido[3,2-B:2',3'-E][1,4]diazepines as inhibitors of RT. The exemplified compounds are shown to have some activity against HIV WT reverse transcriptase.

WO 01/96338A1 discloses diazepine structures having quinoline and quinoline-N-
30 oxide substituents as inhibitors of RT. The exemplified compounds have activity against HIV WT, single and double mutant strains.

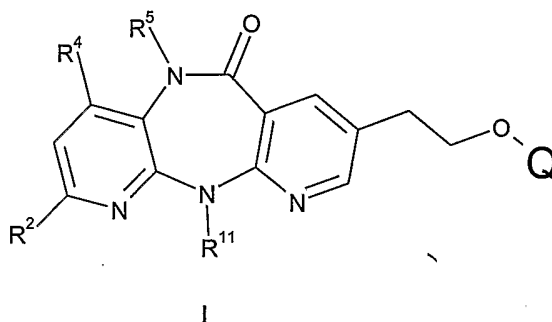
SUMMARY OF THE INVENTION

The invention provides novel fused ring-containing compounds that are potent
35 inhibitors of wild-type (WT) and double mutant strains of HIV-1 RT, particularly the

3

double mutation K103N/Y181C.

In a first aspect the invention provides a compound represented by formula I:



5 wherein

R^2 is selected from the group consisting of H, halogen, NH_2 , (C_{1-4}) alkyl, $O(C_{1-6})$ alkyl, and haloalkyl;

R^4 is H or Me;

10

R^5 is H or (C_{1-4}) alkyl;

R^{11} is (C_{1-4}) alkyl, (C_{1-4}) alkyl- (C_{3-7}) cycloalkyl, or (C_{3-7}) cycloalkyl; and

15 Q is naphthyl, fused phenyl- (C_{4-7}) cycloalkyl and fused phenyl-5, 6, or 7-membered saturated heterocycle having one to two heteroatom selected from O, N, or S, said Q being substituted with from 1 to 4 R^{12} substituents selected from: R^{13} , (C_{1-6}) alkyl, (C_{3-7}) cycloalkyl, or (C_{2-6}) alkenyl, said alkyl, cycloalkyl, or alkenyl being optionally substituted with R^{13} ,

20 wherein R^{13} is defined as:

a) $NR^{13a}COR^{13b}$ wherein R^{13a} and R^{13b} are each independently H, (C_{1-6}) alkyl, (C_{3-7}) cycloalkyl or (C_{1-6}) alkyl- (C_{3-7}) cycloalkyl, said alkyl, cycloalkyl or alkyl-cycloalkyl being optionally substituted with R^{14} ;

b) $NR^{13c}SO_2R^{13d}$ wherein R^{13c} is H, (C_{1-6}) alkyl, (C_{3-7}) cycloalkyl or (C_{1-6}) alkyl- (C_{3-7}) cycloalkyl and R^{13d} is (C_{1-6}) alkyl, haloalkyl, (C_{3-7}) cycloalkyl or (C_{1-6}) alkyl- (C_{3-7}) cycloalkyl, said alkyl, cycloalkyl or alkyl-cycloalkyl being optionally substituted with R^{14} ;

25

c) COR^{13e} wherein R^{13e} has the same definition as R^{13d} ;

4

- d) COOR^{13f} wherein R^{13f} has the same definition as R^{13c} ;
- e) $\text{CONR}^{13g}\text{R}^{13h}$ wherein R^{13g} and R^{13h} are both independently H, (C₁₋₆)alkyl, (C₃₋₇)cycloalkyl, or (C₁₋₆)alkyl-(C₃₋₇)cycloalkyl; or both R^{13g} and R^{13h} are covalently bonded together and to the nitrogen to which they are both bonded to form a 5, 6, or 7-membered saturated heterocycle; or R^{13h} is $\text{N}(\text{R}^{13i})_2$ wherein each R^{13i} is independently H, (C₁₋₆)alkyl, (C₃₋₇)cycloalkyl, or (C₁₋₆)alkyl-(C₃₋₇)cycloalkyl or both R^{13i} are covalently bonded together and to the nitrogen to which they are both bonded to form a 5, 6, or 7-membered saturated heterocycle, said alkyl, cycloalkyl, alkyl-cycloalkyl or heterocycle being optionally substituted with R^{14} ;
- f) $\text{CONR}^{13j}\text{SO}_2\text{R}^{13k}$ wherein R^{13j} has the same definition as R^{13c} and R^{13k} has the same definition as R^{13d} ; or
- g) $\text{SO}_2\text{R}^{13l}$ wherein R^{13l} is (C₁₋₆)alkyl, (C₃₋₇)cycloalkyl, or (C₁₋₆)alkyl-(C₃₋₇)cycloalkyl; or R^{13l} is $\text{NR}^{13m}\text{R}^{13n}$ wherein R^{13m} and R^{13n} are both independently H, (C₁₋₆)alkyl, (C₃₋₇)cycloalkyl, or (C₁₋₆)alkyl-(C₃₋₇)cycloalkyl; or both R^{13m} and R^{13n} are covalently bonded together and to the nitrogen to which they are both bonded to form a 5, 6, or 7-membered saturated heterocycle, said alkyl, cycloalkyl, alkyl-cycloalkyl or heterocycle being optionally substituted with R^{14} ;

wherein R^{14} is defined as:

- COOR^{14a} , or $\text{CON}(\text{R}^{14b})_2$ wherein R^{14a} and R^{14b} are both independently H, (C₁₋₆)alkyl, (C₃₋₇)cycloalkyl, or (C₁₋₆)alkyl-(C₃₋₇)cycloalkyl; or both R^{14b} are covalently bonded together and to the nitrogen to which they are both bonded to form a 5, 6, or 7-membered saturated heterocycle;

or a salt thereof.

Alternatively, in a first aspect the invention provides a compound represented by formula I

wherein

R^2 is selected from the group consisting of H, F, Cl, NHNH_2 , (C₁₋₄ alkyl), and CF_3 ;

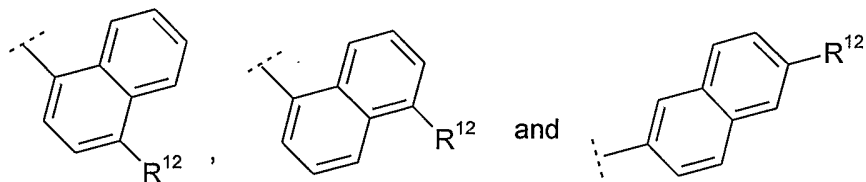
R^4 is H or Me;

5

R^5 is H or Me;

R^{11} is (C₁₋₄ alkyl), or (C₃₋₇ cycloalkyl); and

Q is selected from the group consisting of:



5 wherein

R^{12} is selected from the group consisting of: COOH, (C₁₋₆ alkyl)COOH, (C₂₋₆ alkenyl)COOH, (C₁₋₆ alkyl)COO(C₁₋₆ alkyl), (C₁₋₆ alkyl)CONH₂, (C₃₋₇ cycloalkyl)COOH, (C₁₋₆ alkyl)CONHNH₂, CH₂CONHSO₂CH₃, NHSO₂CH₃, NHSO₂CF₃, SO₂NHCOCH₃, SO₂NH₂, NHCO(C₁₋₄alkyl)COOH,

10 NHCOCH₂C(CH₃)₂COOH, and SO₂NHCH₂COOH;

or a salt thereof, or a prodrug thereof.

15 According to a second aspect of the invention, there is provided a pharmaceutical composition for the treatment or prevention of HIV infection, comprising a compound of formula I, as described herein, or a pharmaceutically acceptable salt thereof, and a pharmaceutically acceptable carrier.

20 According to a third aspect of the invention, there is provided a method for the treatment or prevention of HIV infection, comprising administering to a patient an HIV inhibiting amount of a compound of formula I as described herein, or a pharmaceutically acceptable salt thereof.

25 According to a fourth aspect of the invention, there is provided a method for the treatment or prevention of HIV infection, comprising administering to a patient an HIV inhibiting amount of a pharmaceutical composition, as described herein, or a pharmaceutically acceptable salt thereof.

30 According to a fifth aspect of the invention, there is provided a method for treating or preventing HIV infection comprising administering a compound of formula I, as described herein, in combination with an antiretroviral drug.

According to a sixth aspect of the invention, there is provided a method for preventing perinatal transmission of HIV-1 from mother to baby, comprising administering a compound of formula I, as described herein, to the mother before
5 giving birth.

Detailed description of the invention

Definitions

The following definitions apply unless otherwise noted:

10 As used herein, the terms "(C₁₋₆)alkyl", or "(C₁₋₄)alkyl" either alone or in combination with another radical, are intended to mean acyclic straight or branched chain alkyl radicals containing from one to six or from one to four carbon atoms respectively. Examples of such radicals include methyl, ethyl, propyl, isopropyl, butyl, *sec*-butyl, *tert*-butyl, hexyl, 1-methylethyl, 1-methylpropyl, 2-methylpropyl, 1,1-dimethylethyl.

15

As used herein, the terms "(C₃₋₇)cycloalkyl" or "(C₄₋₇)cycloalkyl" are intended to mean saturated cyclic hydrocarbon radicals containing from three to seven carbon atoms or from four to seven carbon atoms respectively, and includes cyclopropyl, cyclobutyl, cyclopentyl, cyclohexyl, and cycloheptyl.

20

As used herein, the term "(C₂₋₆)alkenyl", either alone or in combination with another radical, is intended to mean an unsaturated, acyclic straight or branched chain radical containing from two to six carbon atoms.

25 As used herein, the term "fused phenyl(C₄₋₇)cycloalkyl", either alone or in combination with another radical, is intended to mean a phenyl that is fused with a (C₄₋₇)cycloalkyl, as defined herein.

30 As used herein, the term "fused phenyl-5, 6, or 7-membered saturated heterocycle", either alone or in combination with another radical is intended to mean a phenyl that is fused with a 5, 6, or 7-membered non-aromatic heterocycle having from 1 to 2 heteroatoms selected from O, N, or S. Examples include tetrahydroquinoline and tetrahydroisoquinoline.

35 As used herein, the term "halo" or "halogen" is intended to mean a halogen atom,

and includes fluorine, chlorine, or bromine.

As used herein, the term "haloalkyl" is intended to mean an alkyl that is described above in which each hydrogen atom may be successively replaced by a halogen atom, for example CH₂Br or CH₂F.

As used herein, the term "single or double mutant strains" means that either one or two amino acid residues that are present in WT HIV-1 strain have been replaced by residues not found in the WT strain. For example, the single mutant Y181C is prepared by site-directed mutagenesis in which the tyrosine at residue 181 has been replaced by a cysteine residue. Similarly, for the double mutant K103N/Y181C, an asparagine residue has replaced the lysine at residue 103 and a cysteine residue has replaced the tyrosine at residue 181.

As used herein, the term "pharmaceutically acceptable salt" includes those derived from pharmaceutically acceptable bases and is non-toxic. Examples of suitable bases include choline, ethanolamine and ethylenediamine. Na⁺, K⁺, and Ca⁺⁺ salts are also contemplated to be within the scope of the invention (also see Pharmaceutical salts, Birge, S.M. et al., J. Pharm. Sci., (1977), 66, 1-19, incorporated herein by reference).

Detailed description of preferred embodiments

Preferably, compounds are of formula I as defined above, wherein preferably R² is selected from the group consisting of H, Cl, F, NHNH₂, CH₃, and OMe. More preferably, R² is H, Cl, F, or CH₃. Most preferably, R² is H, Cl, or F.

Preferably, R⁴ is H.

Preferably, R⁵ is Me.

Preferably, R¹¹ is Et.

Preferably Q is naphthyl, fused phenyl(C₄₋₇)cycloalkyl and fused phenyl-5, 6, or 7-membered saturated heterocycle having one N atom, said Q being substituted with from 1 to 4 R¹² substituents.

8

More preferably, **Q** is selected from the group consisting of: naphthyl, tetrahydronaphthyl, indanyl, tetrahydroquinolinyl, and tetrahydroisoquinolinyl, said **Q** being mono- or disubstituted with **R**¹².

5

Preferably, **R**¹² is (C₁₋₆)alkyl, (C₂₋₄)alkenyl or (C₃₋₇)cycloalkyl, said alkyl, cycloalkyl or alkenyl being optionally substituted with **R**¹³ wherein **R**¹³ is selected from the group consisting of:

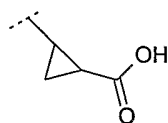
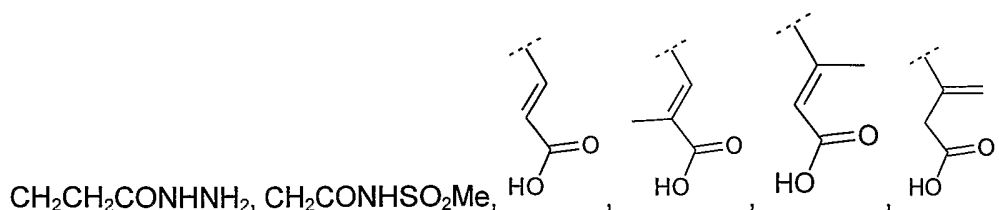
- d) COOH;
- 10 e) CONR^{13g}R^{13h} wherein **R**^{13g} and **R**^{13h} are both independently H, or (C₁₋₆)alkyl optionally substituted with COOH; or **R**^{13h} is NH₂;
- f) CONHSO₂CH₃; or

or **R**¹² is:

- 15 a) NHCO(C₁₋₆)alkyl-COOH;
- b) NHSO₂CH₃ or NHSO₂CF₃;
- c) COCH₃ or COCH₂COOH;
- d) COOR^{13f} wherein **R**^{13f} is H or (C₁₋₆)alkyl;
- e) CONR^{13g}R^{13h} wherein **R**^{13g} and **R**^{13h} are both independently H, or (C₁₋₆)alkyl optionally substituted with COOH; or **R**^{13h} is NH₂;
- 20 f) CONHSO₂CH₃; or
- g) SO₂Me, SO₂NH₂, SO₂NHCOCH₃, SO₂NHCH₂COOH, or SO₂N(CH₃)₂.

More preferably **R**¹² is CH₃, CH₂COOH, (CH₂)₂COOH, CH(Me)COOH, CH(Me)CH₂COOH, CH₂CH(Me)COOH, CH₂CONH₂, CH₂CONHNH₂,

25

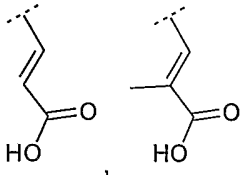


, COOH, COOMe, COO-*t*-Bu, COMe, COCH₂COOH, CONHC(Me)₂COOH, CONHNH₂, CONHEt, CONMe₂, NHCO(CH₂)₂COOH, NHCOCH₂C(Me)₂COOH, NHSO₂CF₃, NHSO₂Me, SO₂Me, SO₂NMe₂, SO₂NH₂,

9

SO₂NHAc , or SO₂NHCH₂COOH.

Even more preferably R¹² is CH₃, CH₂COOH, (CH₂)₂COOH, CH₂CONH₂,

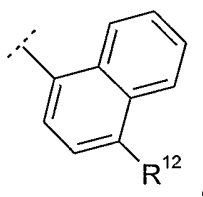


 CH₂CONHNNH₂, HO, , HO, COOH, COOMe, COO-*t*-Bu, COMe, CONMe₂,

 5 NHSO₂Me, SO₂Me, SO₂NMe₂, SO₂NH₂, or SO₂NHCH₂COOH.

Most preferably, R¹² is CH₂CONH₂, CH₂CONHNNH₂, COOH, CONMe₂, NHSO₂Me, SO₂Me, SO₂NMe₂, SO₂NH₂, or SO₂NHCH₂COOH.

10 Preferably, Q is



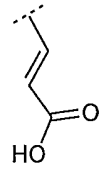
wherein, preferably R¹² is (C₁₋₆)alkyl, (C₂₋₄)alkenyl or (C₃₋₇)cycloalkyl, said alkyl, cycloalkyl or alkenyl being optionally substituted with R¹³ wherein R¹³ is selected from the group consisting of:

- 15
- d) COOH;
 - e) CONH₂, or CONHNNH₂;
 - f) CONHSO₂CH₃;

or R¹² is COOH.

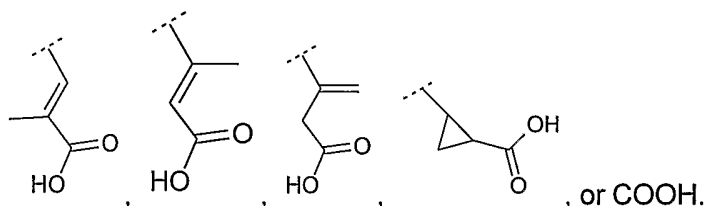
20

More preferably, R¹² is CH₂COOH, (CH₂)₂COOH, CH(Me)COOH, CH(Me)CH₂COOH,

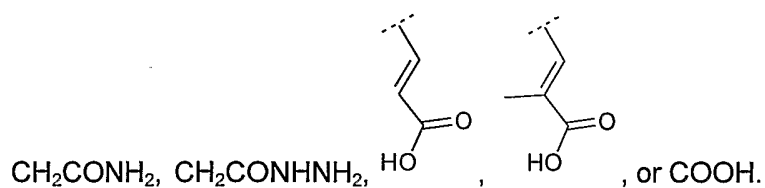


 CH₂CH(Me)COOH, CH₂CONH₂, CH₂CONHNNH₂, CH₂CONHSO₂Me, HO,

10



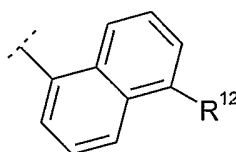
Even more preferably, R^{12} is CH_2COOH , $(CH_2)_2COOH$, $CH_2CH(Me)COOH$,



5

Most preferably, R^{12} is CH_2COOH , $(CH_2)_2COOH$, $CH_2CH(Me)COOH$, CH_2CONH_2 , $CH_2CONHNH_2$, or $COOH$.

Alternatively preferably, Q is



10

wherein preferably, R^{12} is (C_{1-6}) alkyl, or (C_{2-4}) alkenyl, said alkyl or alkenyl being optionally substituted with R^{13} wherein R^{13} is selected from the group consisting of:

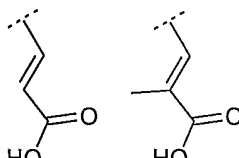
- d) $COOH$;
- e) $CONHNH_2$;
- 15 f) $CONHSO_2CH_3$;

or R^{12} is:

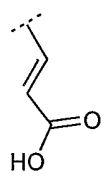
- a) $NHCO(C_{1-6})$ alkyl- $COOH$;
- b) $NHSO_2CH_3$ or $NHSO_2CF_3$;
- 20 d) $COOH$; or
- g) SO_2NH_2 , $SO_2NHCOCH_3$, or SO_2NHCH_2COOH .

More preferably, R^{12} is CH_2COOH , $(CH_2)_2COOH$, $CH_2CH(Me)COOH$,

11



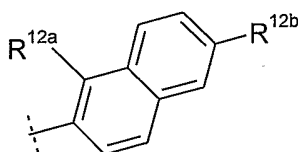
 $\text{CH}_2\text{CH}_2\text{CONHNH}_2$, $\text{CH}_2\text{CONHSO}_2\text{Me}$, HO , COOH ,
 $\text{NHCO}(\text{CH}_2)_2\text{COOH}$, $\text{NHCOCH}_2\text{C}(\text{Me})_2\text{COOH}$, NHSO_2CF_3 , NHSO_2Me , SO_2NH_2 ,
 SO_2NHAc , or $\text{SO}_2\text{NHCH}_2\text{COOH}$.



 5 Even more preferably, \mathbf{R}^{12} is HO , NHSO_2Me , SO_2NH_2 , $\text{SO}_2\text{NHCH}_2\text{COOH}$, or
 $(\text{CH}_2)_2\text{COOH}$.

Most preferably, \mathbf{R}^{12} is NHSO_2Me , SO_2NH_2 , $\text{SO}_2\text{NHCH}_2\text{COOH}$, or $(\text{CH}_2)_2\text{COOH}$.

10 Alternatively preferably, \mathbf{Q} is



wherein preferably \mathbf{R}^{12b} is (C_{1-6}) alkyl substituted with \mathbf{R}^{13} wherein \mathbf{R}^{13} is selected from the group consisting of:

- d) COOH ;
 15 e) CONHNH_2 ;

or \mathbf{R}^{12b} is:

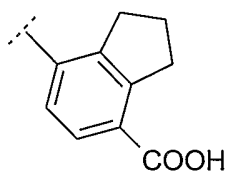
- d) COOH ;
 e) CONHNH_2 or $\text{CONHC}(\text{Me})_2\text{COOH}$;
 20

and preferably \mathbf{R}^{12a} is H or CH_3 .

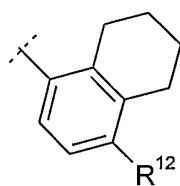
More preferably, \mathbf{R}^{12b} is CH_2COOH and more preferably, \mathbf{R}^{12a} is CH_3 .

25 Alternatively preferably, \mathbf{Q} is

12



Alternatively preferably, **Q** is

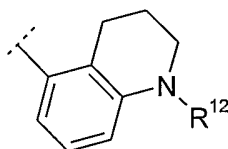


5

wherein preferably R^{12} is (C₁₋₆)alkyl substituted with COOH or R^{12} is COOH.

More preferably, R^{12} is CH₂COOH, CH₂CH₂COOH or COOH.

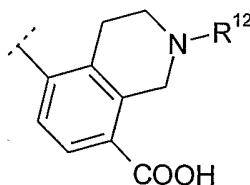
10 Alternatively preferably, **Q** is



wherein preferably R^{12} is CH₂COOH or COCH₂COOH.

Alternatively preferably, **Q** is

15



wherein preferably, R^{12} is

- 20
- c) COCH₃;
 - d) COO(C₁₋₆)alkyl;
 - e) CONHEt, CONMe₂; or
 - f) SO₂Me or SO₂N(CH₃)₂.

More preferably, R¹² is COMe, CONMe₂, COOMe, COO^tBu, SO₂Me, or SO₂NMe₂.

Most preferably, R¹² is CONMe₂, COOMe, COO^tBu, or SO₂NMe₂.

5

Specific embodiments

Included within the scope of this invention are all compounds of formula I as presented in Tables 1 to 7.

10 The compounds of formula I are effective inhibitors of wild type HIV as well as inhibiting the double mutant enzyme K103N/Y181C. The compounds of the invention may also inhibit the single mutant enzymes V106A, Y188L, K103N, Y181C, P236L and G190A. The compounds may also inhibit other double mutant enzymes including K103N/P225H, K103N/V108I and K103N/L100I.

15

The compounds of formula I possess inhibitory activity against HIV-1 replication. When administered in suitable dosage forms, they are useful in the treatment of AIDS, ARC and related disorders associated with HIV-1 infection. Another aspect of the invention, therefore, is a method for treating HIV-1 infection which comprises
20 administering to a human being, infected by HIV-1, a therapeutically effective amount of a novel compound of formula I, as described above. Whether it is termed treatment or prophylaxis, the compounds may also be used to prevent perinatal transmission of HIV-1 from mother to baby, by administration to the mother before giving birth.

25

The compounds of formula I may be administered in single or divided doses by the oral, parenteral or topical routes. A suitable oral dosage for a compound of formula I would be in the range of about 0.5 mg to 3 g per day. A preferred oral dosage for a compound of formula I would be in the range of about 100 mg to 800 mg per day for
30 a patient weighing 70 kg. In parenteral formulations, a suitable dosage unit may contain from 0.1 to 250 mg of said compounds, preferably 1 mg to 200 mg, whereas for topical administration, formulations containing 0.01 to 1% active ingredient are preferred. It should be understood, however, that the dosage administration from patient to patient would vary. The dosage for any particular patient will depend upon
35 the clinician's judgement, who will use as criteria for fixing a proper dosage the size

and condition of the patient as well as the patient's response to the drug.

When the compounds of the present invention are to be administered by the oral route, they may be administered as medicaments in the form of pharmaceutical preparations that contain them in association with a compatible pharmaceutical carrier material. Such carrier material can be an inert organic or inorganic carrier material suitable for oral administration. Examples of such carrier materials are water, gelatin, talc, starch, magnesium stearate, gum arabic, vegetable oils, polyalkylene-glycols, petroleum jelly and the like.

The compounds of formula I can be used in combination with an antiretroviral drug known to one skilled in the art, as a combined preparation useful for simultaneous, separate or sequential administration for treating or preventing HIV infection in an individual. Examples of antiretroviral drugs that may be used in combination therapy with compounds of formula I, include but are not limited to, NRTIs (such as AZT), NNRTI's (such as Nevirapine), reverse transcriptase inhibitors (such as zidovudine and abacavir), CCR5 antagonists (such as TAK-779), CXCR4 antagonists (such as AMD-3100), integrase inhibitors, viral fusion inhibitors (such as T-20), antifungal or antibacterial agents (such as fluconazole), compounds of the TIBO (tetrahydroimidazo[4,5,1-jk][1,4]-benzodiazepine-2(1*H*)-one and thione)-type, compounds of the α -APA (α -anilino phenyl acetamide)-type, TAT inhibitors, protease inhibitors (such as Ritanovir), immunomodulating agents (such as Levamisole) and investigational drugs (such as DMP-450 or DPC-083). Moreover, a compound of formula I can be used with another compound of formula I.

The pharmaceutical preparations can be prepared in a conventional manner and finished dosage forms can be solid dosage forms, for example, tablets, dragees, capsules, and the like, or liquid dosage forms, for example solutions, suspensions, emulsions and the like. The pharmaceutical preparations may be subjected to conventional pharmaceutical operations such as sterilization. Further, the pharmaceutical preparations may contain conventional adjuvants such as preservatives, stabilizers, emulsifiers, flavor-improvers, wetting agents, buffers, salts for varying the osmotic pressure and the like. Solid carrier material which can be used include, for example, starch, lactose, mannitol, methyl cellulose, microcrystalline cellulose, talc, silica, dibasic calcium phosphate, and high molecular

15

weight polymers (such as polyethylene glycol).

For parenteral use, a compound of formula I can be administered in an aqueous or non-aqueous solution, suspension or emulsion in a pharmaceutically acceptable oil
5 or a mixture of liquids, which may contain bacteriostatic agents, antioxidants, preservatives, buffers or other solutes to render the solution isotonic with the blood, thickening agents, suspending agents or other pharmaceutically acceptable additives. Additives of this type include, for example, tartrate, citrate and acetate buffers, ethanol, propylene glycol, polyethylene glycol, complex formers (such as
10 EDTA), antioxidants (such as sodium bisulfite, sodium metabisulfite, and ascorbic acid), high molecular weight polymers (such as liquid polyethylene oxides) for viscosity regulation and polyethylene derivatives of sorbitol anhydrides. Preservatives may also be added if necessary, such as benzoic acid, methyl or propyl paraben, benzalkonium chloride and other quaternary ammonium
15 compounds.

The compounds of this invention may also be administered as solutions for nasal application and may contain in addition to the compounds of this invention suitable buffers, tonicity adjusters, microbial preservatives, antioxidants and viscosity-increasing agents in an aqueous vehicle. Examples of agents used to increase
20 viscosity are polyvinyl alcohol, cellulose derivatives, polyvinylpyrrolidone, polysorbates or glycerin. Microbial preservatives added may include benzalkonium chloride, thimerosal, chloro-butanol or phenylethyl alcohol.

25 Additionally, the compounds provided by the invention may be administerable by suppository.

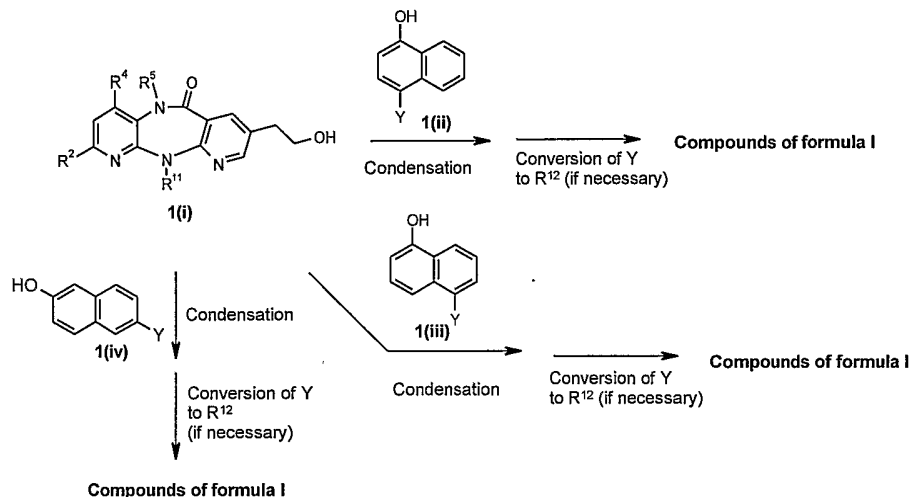
Methodology and synthesis

Exemplary reaction schemes, disclosed in WO 01/96338A1, the contents of which
30 are incorporated herein by reference, show the many synthetic routes to the tricyclic compounds illustrated hereinafter. The compounds of the present invention may be made using the skills of a synthetic organic chemist. Exemplary reaction schemes are illustrated in **Schemes 1 to 4**. Substituents R^2 , R^4 , R^5 , R^{11} , and R^{12} are as defined herein.

35

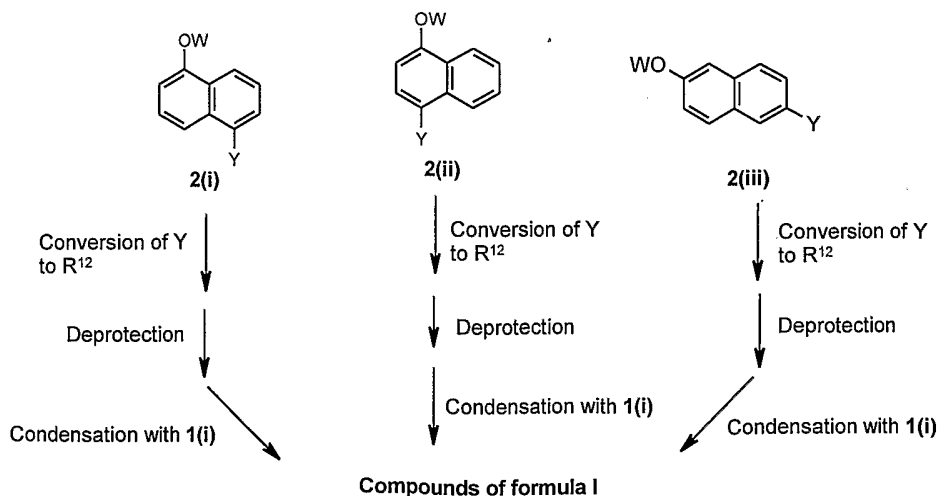
16

Scheme 1: Introduction of the naphthyl nucleus



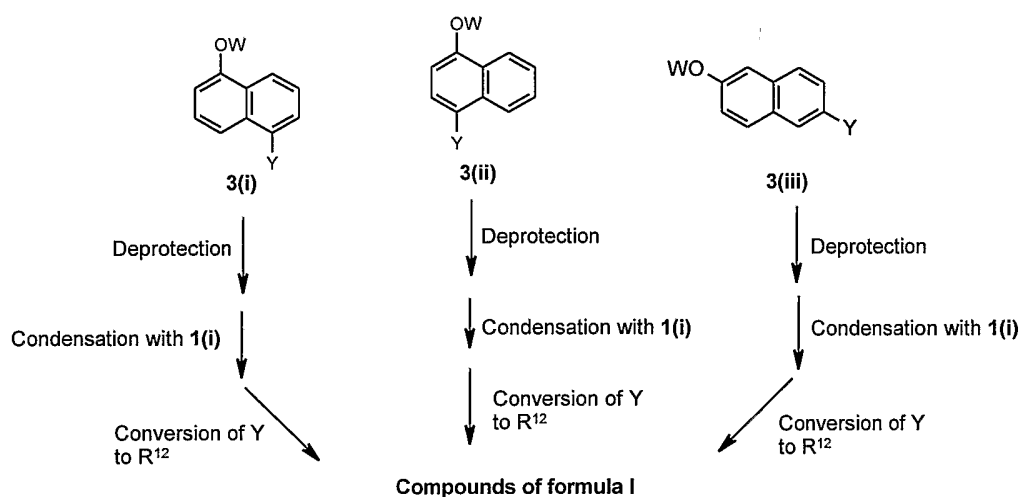
- Briefly, using a Mitsunobu-type reaction, naphthyl derivatives **1(ii)**, **1(iii)** or **1(iv)** when Y is R¹² with the exception of COOH, are condensed with **1(i)** to produce compounds of formula I. Alternatively, when Y is a R¹² group precursor, for example COOCH₃, a Mitsunobu-type reaction can be used to condense **1(iv)** or **1(iii)** with **1(i)**, and thereafter Y can be chemically converted into R¹² substituents, for example by saponification of COOCH₃ to give COOH, thereby giving compounds of formula I.
- Other methods of condensation to produce the ether linkage in compounds of formula I are also contemplated, for example an S_N2 displacement of a suitably derivatized primary alcohol in **1(i)** by **1(ii)**, **1(iii)** or **1(iv)**.

Scheme 2: Alternative introduction of the naphthyl nucleus



Referring to Scheme 2 above, naphthyl derivatives **2(i)**, **2(ii)**, and **2(iii)**, in which **Y** is a precursor of R^{12} , for example $COOCH_3$, and **W** is a hydroxyl-protecting group, **Y** is chemically converted to R^{12} , for example by reacting $COOCH_3$ with hydrazine to give $CONHNH_2$. Removal of **W** using art-recognized chemistry (see "Protective Groups in Organic Synthesis", Theodora W. Greene and Peter G.M. Wuts, second edition, 1991) produces a phenolic derivative, which thereafter is condensed with **1(i)** using a Mitsunobu-type condensation, to produce compounds of formula I.

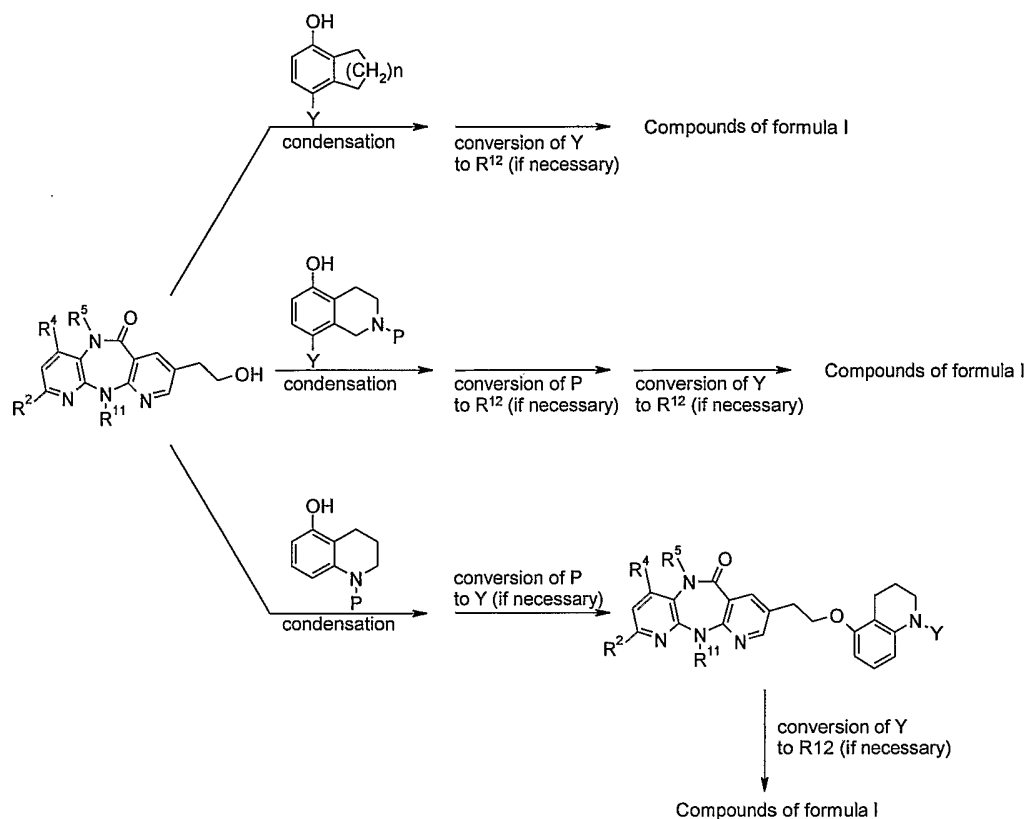
Scheme 3: Alternative introduction of the naphthyl nucleus



Referring to Scheme 3 above, naphthyl derivatives **3(i)**, **3(ii)**, and **3(iii)**, where **Y** is a precursor of R^{12} , for example $COOCH_3$ and **W** is a hydroxyl-protecting group, **W** is removed using art-recognized chemistry (see "Protective Groups in Organic Synthesis", Theodora W. Greene and Peter G.M. Wuts, second edition, 1991). This produces a phenolic derivative, which is condensed with **1(i)** using a Mitsunobu-type condensation, followed thereafter by a chemical conversion of **Y** to R^{12} for example saponification of $COOCH_3$ to give $COOH$, to produce compounds of formula I.

20 **Scheme 4: Introduction of fused aryl-cycloalkyl or fused aryl-heterocycle**

18



As stated before, the compounds provided by the invention inhibit the enzymatic activity of HIV-1 RT. Based upon testing of these compounds, as described below, it is known that they inhibit the RNA-dependent DNA polymerase activity of HIV-1 RT.

- 5 It is known (data not shown) that they also inhibit the DNA-dependent DNA polymerase activity of HIV-1 RT. Utilising the Reverse Transcriptase (RT) Assay described below, compounds can be tested for their ability to inhibit the RNA-dependent DNA polymerase activity of HIV-1 RT. Certain specific compounds described in the Examples which appear below, were so tested. The results of this
- 10 testing appear in Table 4 as IC_{50} (nM) and Table 5 as EC_{50} (nM).

EXAMPLES

- 15 The present invention is illustrated in further detail by the following non-limiting examples. All reactions were performed in a nitrogen or argon atmosphere unless otherwise stated. Temperatures are given in degrees Celsius. Solution percentages or ratios express a volume to volume relationship, unless stated otherwise.

Abbreviations or symbols used herein include:

Bn: benzyl;

19

- DEAD: diethyl azodicarboxylate;
DIAD: diisopropyl azodicarboxylate;
DIEA: diisopropylethylamine;
DMAP: 4-(dimethylamino)pyridine;
5 DMSO: dimethylsulfoxide;
DMF: dimethylformamide;
DCC: dicyclohexylcarbodiimide;
DPPP: 1,3-bis (diphenylphosphino) propane
ES MS: electron spray mass spectrometry;
10 Et: ethyl;
EtOH: ethanol;
EtOAc: ethyl acetate;
Et₂O: diethyl ether;
HPLC: high performance liquid chromatography;
15 *i*Pr: isopropyl;
Me: methyl;
MeOH: methanol;
MeCN: acetonitrile;
NBS: N-bromosuccinimide;
20 Ph: phenyl;
TBE: tris-borate-EDTA;
TBTU: 2-(1*H*-benzotriazol-1-yl)-N,N,N',N'-tetramethyluronium tetrafluoroborate;
TFA: trifluoroacetic acid;
THF: tetrahydrofuran;
25 PFU: plaque-forming units;
DEPC: diethyl pyrocarbonate;
DTT: dithiothreitol;
EDTA: ethylenediaminetetraacetate;
UMP: uridine 5'-monophosphate;
30 UTP: uridine 5'-triphosphate;
MES: 2-(*n*-morpholino)ethanesulfonic acid;
SDS-PAGE: sodium dodecyl sulfate-polyacrylamide gel electrophoresis;
MWCO: molecular weight cut-off;
Bis-Tris Propane: 1,3-Bis{tris(hydroxymethyl)-methylamino}propane;
35 GSH: reduced glutathione;

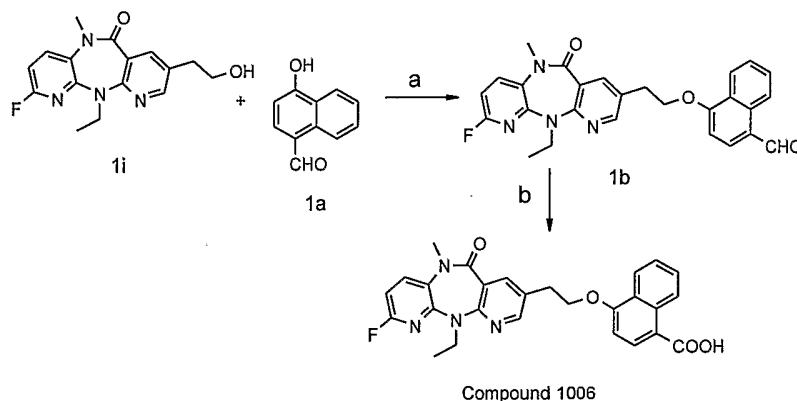
OBG: n-Octyl- β -D-glucoside.

Syntheses

The following examples illustrate methods for preparing compounds of the invention.

5

Example 1: (entry 1006)



Step a:

A solution of DIAD (38 μ L, 0.2 mmol) in THF (1 mL) was added dropwise to a solution of 5,11-dihydro-11-ethyl-2-fluoro-5-methyl-8-(2-propenyl)-6H-dipyrido[3,2-b:2',3'-e][1,4]diazepin-6-one (45.4 mg, 0.15 mmol), Ph_3P (51 mg, 0.2 mmol) and phenol **1a** (34 mg, 0.2 mmol) in THF (5 mL) at room temperature. The mixture was stirred for 1 h then concentrated under reduced pressure. The residue was purified by flash chromatography (hexane/EtOAc; 50/50) to give compound **1b** (41.3 mg, 59% yield) as a white solid.

10
15

Step b:

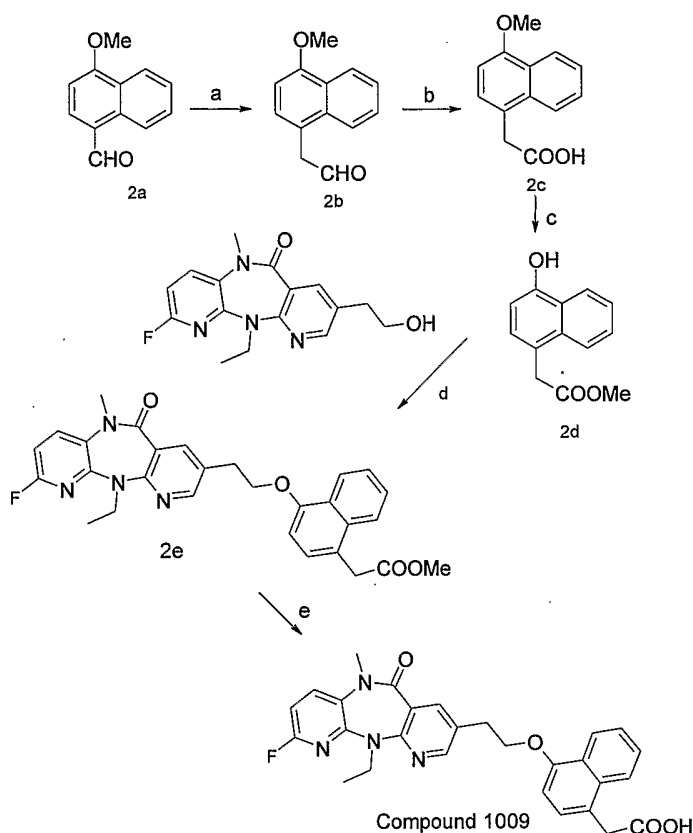
To a solution of **1b** (32 mg, 0.07 mmol) and silver nitrate (25 mg, 0.14 mmol) in EtOH (2 mL), and THF (2 mL) was added dropwise a solution of 5N NaOH (0.06 mL) in EtOH (0.5 mL). The reaction was stirred at room temperature overnight. After addition of 1N HCl (1 mL), the mixture was concentrated under reduced pressure. The residue was diluted with EtOAc, washed with water, brine, dried over MgSO_4 , filtered, and concentrated. The resulting solid was triturated with hexane to give compound **1006** (21 mg, 62% yield) as a white solid.

20

25

Example 2 (entry 1009)

21

**Step a:**

A solution of *n*-butyllithium (2.5 M, 2.8 mL, 7.17 mmol) in hexane was added dropwise to a stirred solution of methoxymethyltriphenylphosphonium chloride (2.5 g, 7.17 mmol) in THF (15 mL). After 2 h at room temperature, solid aldehyde **2a** (667.6 mg, 3.6 mmol) was added and stirring was continued for 20 h. The reaction mixture was diluted with Et₂O and successively washed with water and brine, dried (MgSO₄), filtered and concentrated. The residue was diluted in THF (15 mL) and HCl (6N, 5 mL) was added. After 20 h at room temperature, the reaction was diluted in Et₂O and layers were separated. The organic layer was successively washed with water and brine, dried (MgSO₄), filtered and concentrated to dryness. The residue was purified by flash chromatography (hexane/EtOAc; 90/10) to give compound **2b** (487.7 mg, 67% yield) as a yellow gum.

15 **Step b:**

Using the oxidation procedure described in Example 1 step b, aldehyde **2b** (1 g, 5.06 mmol) gave acid **2c** (839.4 mg, 77% yield) as an orange solid, which was used without purification.

Step c:

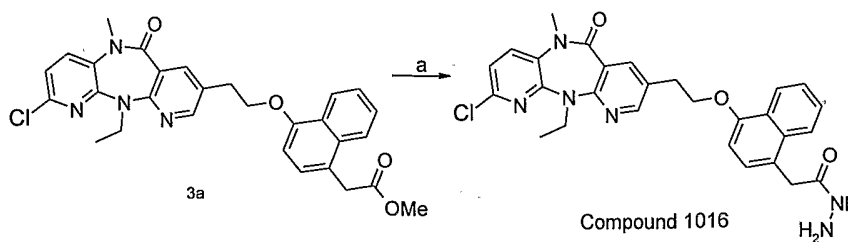
To a solution of acid **2c** (839 mg, (3.88 mmol) in CH₂Cl₂ (6 mL) was added a 1M solution of BBr₃ in CH₂Cl₂ (20 mL). After 2 h at room temperature, the reaction mixture was cooled to 0°C and MeOH (10 mL) was added. The reaction mixture was stirred at room temperature overnight then was concentrated under reduced pressure. The residue was diluted with EtOAc and successively washed with saturated aqueous NaHCO₃ solution, water and brine, dried (MgSO₄), filtered and concentrated to dryness. The residue was purified by flash chromatography (hexane/EtOAc; 80/20) to give phenol **2d** (485 mg, 50% yield) as a brown solid.

Step d:

Following the procedure described in Example 1, 5,11-dihydro-11-ethyl-2-fluoro-5-methyl-8-(2-propenyl)-6H-dipyrido[3,2-b:2',3'-e][1,4]diazepin-6-one (99.4 mg, 0.31 mmol) and phenol **2d** (68 mg, 0.31 mmol) gave, after purification, compound **2e** (114.5 mg, 71% yield) as a white foam.

Step e:

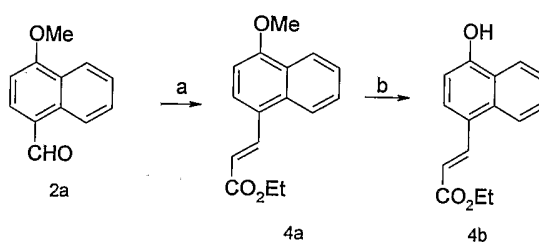
To a solution of ester **2e** (112.5 mg, 0.22 mmol) in a mixture of THF (8 mL) and water (2 mL) was added LiOH (36.7 mg, 87 mmol). After 1.5 h at room temperature, the reaction mixture was concentrated to 1/5 the volume and 1N HCl (2 mL) was added. The mixture was extracted with EtOAc. The organic layer was washed with water and brine, dried (MgSO₄), filtered and concentrated to dryness to give compound **1009** (70 mg, 64% yield) as a white solid.

Example 3: (entry 1016)**Step a:**

Compound **3a** was obtained from Mitsunobu reaction of 2-chloro-5,11-dihydro-11-

23

ethyl-8-(2-hydroxyethyl)-5-methyl-6*H*-dipyrido[3,2-*b*:2',3'-*e*] [1,4]diazepin-6-one and phenol **2d** (Example 2) following the same procedure as in Example 1. A solution of **3a** (46mg, 0.09 mmol) and hydrazine (0.2 mL) in THF (0.5 mL) and EtOH (3 mL) was heated to 85°C overnight. After cooling to room temperature, the precipitate was
5 filtered, washed with EtOH, and dried to give the desired compound **1016** as a white solid (23 mg, 43% yield).

Example 4:**Step a:**

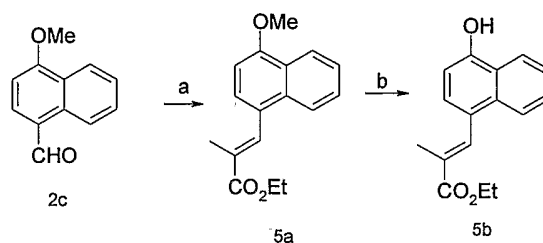
To a cooled solution (-60°C) under N_2 of triethyl phosphonacetate (2.13 mL, 10.7 mmol) in THF (35 mL) was added over 5 min a 2.5M solution of *n*-BuLi in hexane (4.3 mL, 10.7 mmol). A solution of 4-methoxynaphthaldehyde **2a** (2.0 g, 10.74
15 mmol) in THF (10 mL) was added dropwise and the reaction mixture was stirred for 45 min at -60°C . The reaction mixture was allowed to warm to room temperature. After 30 min, the reaction was concentrated under reduced pressure and the residue was taken up in Et_2O . The organic layer was washed with H_2O and brine, dried (MgSO_4), filtered and evaporated to dryness to give **4a** (2.77 g, 100 % yield) as a
20 yellow syrup which solidified over time.

Step b:

To a solution of **4a** (2.0 g, 7.81 mmol) in DMF (20 mL), was added NaSMe (710 mg, 10.1 mmol). The resulting solution was brought to reflux for 90 min. The reaction
25 mixture was cooled to room temperature, EtOH (15 mL) was added, and stirring was continued for 30 min. The reaction was poured into 1N HCl (100 mL) followed by addition of H_2O (350 mL). The mixture was extracted twice with EtOAc. The combined organic layers were washed twice with 1N HCl, brine, dried (MgSO_4), filtered and concentrated to dryness. The residue was purified by flash
30 chromatography (hexane/EtOAc; 70/30) to provide **4b** (1.42 g, 75% yield) as a light

24

yellow solid.

Example 5:

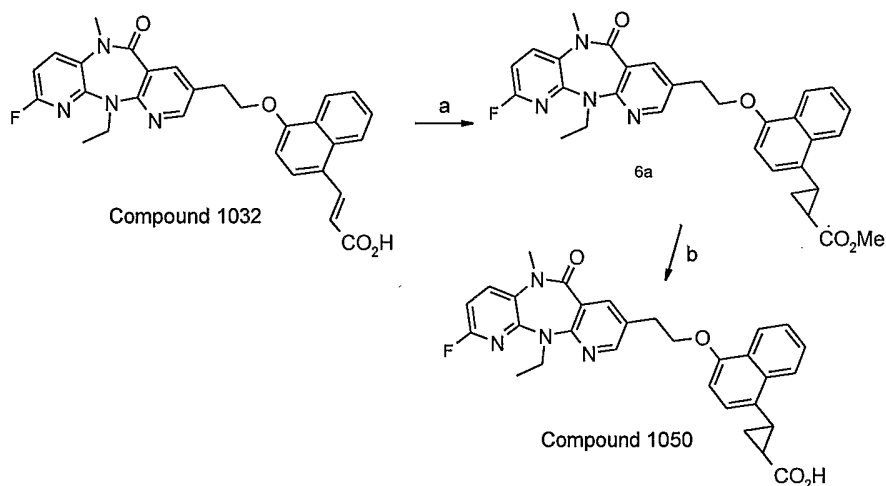
5

Step a, b:

Following the 2 step procedure described in Example 4, aldehyde **2c** and triethyl-2-phosphonopropionate provided compound **5b** in 43% overall yield.

10 Synthesis of compounds 1028 and 1035:

Using the procedure of the Mitsunobu reaction described in Example 1 and the hydrolysis procedure described in Example 2, intermediates **4b** and **5b** were transformed in compounds **1028** and **1035** respectively.

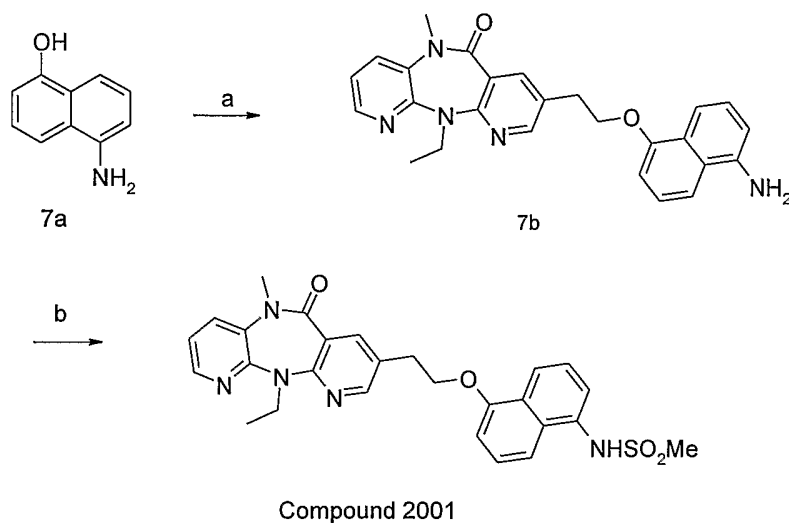
Example 6: (entry 1050)**5 Step a:**

To a suspension of **1032** (26 mg, 0.05 mmol) in Et₂O was added a CH₂N₂ ethereal solution (0.7 M, 15 mL). After 30 min, the reaction mixture was cooled to 0°C and Pd(OAc)₂ (2 mg) was added. The reaction was stirred at 0°C for 1 h, the excess CH₂N₂ was quenched by the addition of silica gel and the reaction mixture was concentrated to dryness. The residue was purified by flash chromatography (hexane/EtOAc; 70/30) to give **6a** (9 mg, 33% yield).

Step b:

Following the procedure described in Example 2, ester **6a** gave compound **1050** isolated as a white solid.

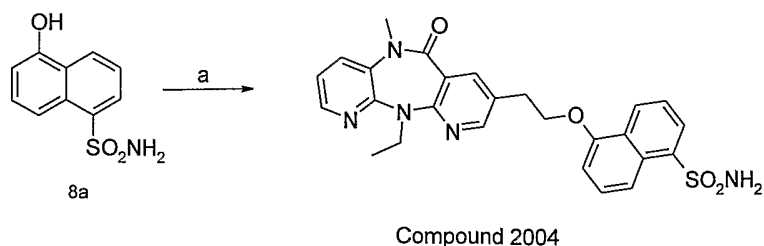
26

Example 7: (entry 2001)**Step a:**

Following the procedure described in Example 1, but using DEAD instead of DIAD,
 5 5-amino-1-naphthol **7a** and 5,11-dihydro-11-ethyl-8-(2-hydroxyethyl)-5-methyl-6H-
 dipyrindo[3,2-b:2',3'-e][1,4]diazepin-6-one gave compound **7b** in 76% yield as a purple
 gum.

Step b:

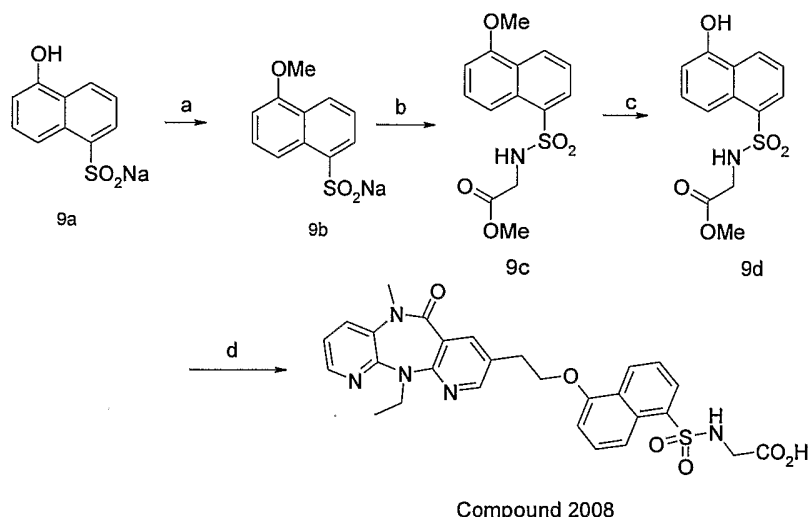
10 To a solution of **7b** (42 mg, 0.09 mmol) in acetone (1 mL) was added pyridine (0.3
 mL) and methanesulfonyl chloride (0.1 mL). After 3 h at room temperature, the
 reaction mixture was concentrated to dryness. The residue was purified on reverse
 phase HPLC (CombiPrep ADS-AQ 50x20 mm, 5 μ , 120Å) using a gradient of
 MeCN/H₂O containing TFA (0.06%) to give compound **2001** (13.4 mg, 25% yield) as
 15 a tan solid.

Example 8: (entry 2004)

Step a:

Following the procedure described in Example 1, but using DEAD instead of DIAD, phenol **8a** and 5,11-dihydro-11-ethyl-8-(2-hydroxyethyl)-5-methyl-6*H*-dipyrido[3,2-*b*:2',3'-*e*][1,4]diazepin-6-one gave compound **2004** in 14% yield as white solid.

5

Example 9: (entry 2008)**Step a:**

10 To a solution of 1-naphthol-5-sulfonic acid sodium salt **9a** (3.5 g, 14.2 mmol) in H₂O (10 mL) was added 5M NaOH (3.3 ml, 16.3 mmol) and dimethyl sulfate (1.4 ml, 14.9 mmol). The resulting solution was heated to reflux for 3 h, then cooled to 5°C. The precipitate was filtered and dried under reduced pressure for two days providing **9b** (2.6 g, 70% yield).

15

Step b:

To a solution of **9b** (400 mg, 1.5 mmol) in SOCl₂ (5 mL) and CH₂Cl₂ (10 mL), was added DMF (1 drop). The resulting mixture was heated to reflux for 16 h, then was evaporated to dryness. The residue was dissolved in hexane/EtOAc (1/1) and
 20 filtered through a short silica plug. The filtrate was concentrated under reduced pressure to provide the corresponding sulfonyl chloride (300 mg, 76%).
 A solution of the sulfonyl chloride intermediate (270 mg, 1.1 mmol) in CHCl₃ (10 mL) was added to a solution of *i*Pr₂NEt (411 μL, 2.3 mmol) and glycine methyl ester hydrochloride (143 mg, 1.2 mmol) in CHCl₃ (5 mL). After 18 h at room temperature,
 25 the reaction mixture was concentrated to dryness. The residue was taken up in

28

EtOAc, washed successively with H₂O, 1N HCl, and brine, dried (MgSO₄), filtered and concentrated. The residue was purified by flash chromatography (hexane/EtOAc; 60/40) to afford compound **9c** (28 mg, 86% yield).

5 **Step c:**

To a solution of **9c** (150 mg, 0.48 mmol) in CH₂Cl₂ (15 mL) was added a 1M solution of BBr₃ in CH₂Cl₂ (2.5 ml, 2.5 mmol). After 15 hr at room temperature, the reaction was quenched by careful addition of H₂O. The mixture was diluted with EtOAc, washed with H₂O and brine, dried (MgSO₄), filtered and concentrated to dryness.

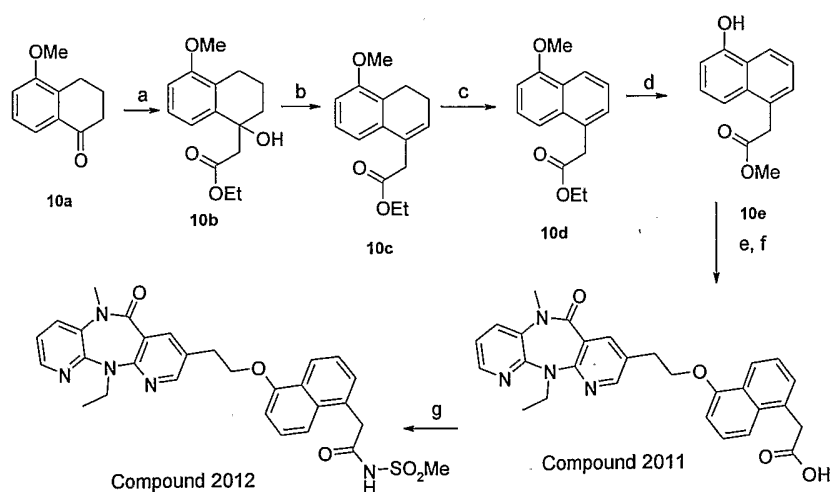
10 The residue was taken up in CH₂Cl₂ (6 mL) and THF (2 mL) and treated with a CH₂N₂ ethereal solution (0.7 M, 1.5 mL). After 30 min, the reaction mixture was quenched by addition of silica gel. The resulting mixture was concentrated to dryness and the residue was purified by flash chromatography (hexane/EtOAc; 50/50) to give compound **9d** (63 mg, 44% yield) as a yellow solid.

15

Step d:

Following the procedure described in Example 1, but using DEAD instead of DIAD, phenol **9d** and 5,11-dihydro-11-ethyl-8-(2-hydroxyethyl)-5-methyl-6H-dipyrido[3,2-

20 Example 2, step e, compound **2008** as white solid.

Example 10: (entries 2011 and 2012)25 **Step a:**

29

To a 1M solution of LiHMDS in THF (30 mL, 30 mmol) at -78°C was added EtOAc (2.9 ml, 30 mmol), dried overnight with 4A molecular sieves) via syringe pump over 15 min. After 15 min at -78°C , a solution of 5-methoxy-1-tetralone **10a** (5.3 g, 30 mmol) in THF (30 ml) was added dropwise over 45 min. The reaction mixture was stirred at -78°C for 20 min then was quenched with 20% HCl (7.5 mL) and was allowed to warm to room temperature. The mixture was diluted with H_2O , extracted with EtOAc. The combined organic layers were washed with brine, dried (MgSO_4), filtered and concentrated to dryness to give **10b** (8.10 g, 100% yield) as a pale yellow solid.

10

Step b:

A solution of **10b** (1.65 g, 6.3 mmol) and *p*-TsOH (250 mg) in benzene (10 mL) was heated to reflux for 30 min. The reaction mixture was diluted with EtOAc, washed successively with saturated aqueous NaHCO_3 , and brine, dried (MgSO_4), filtered and concentrated to dryness to give compound **10c** (1.6 g, 100% yield) as a mixture of two compounds in which the double bond is endo and exocyclic.

15

Step c:

To a solution of **10c** (0.45 g, 1.8 mmol) in diglyme (10 mL) was added Pd/C (10%, 230 mg) and the resulting mixture was heated to reflux for 2 h. After cooling to room temperature, the reaction mixture was diluted with Et_2O , filtered and concentrated to dryness. A mixture of two compounds **10d** was obtained (450 mg) and was used as such in the subsequent reaction.

20

25 **Step d:**

Following the demethylation procedure described in Example 4, compound **10d** gave compound **10e** in 19% yield.

Step e and f:

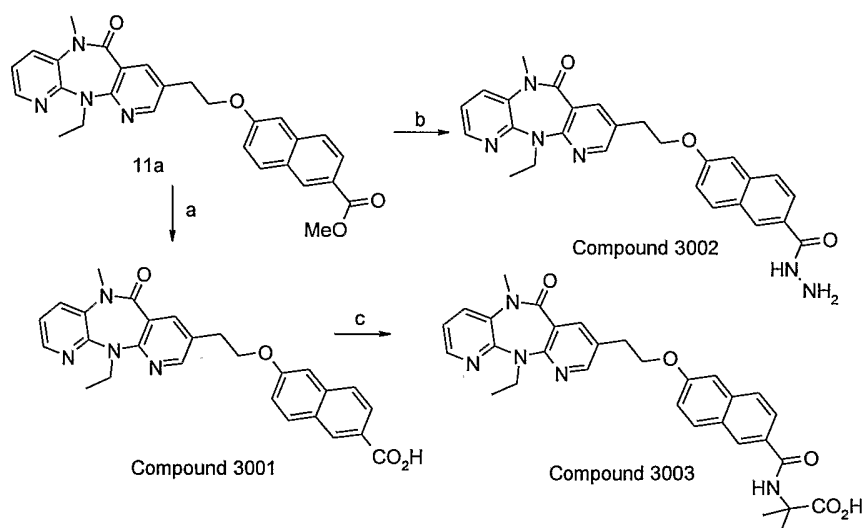
Using a procedure similar to the one described in Example 1, followed by the hydrolysis of the resulting ester as described in Example 2, intermediate **10e** and 5,11-dihydro-11-ethyl-8-(2-hydroxyethyl)-5-methyl-6*H*-dipyrido[3,2-*b*:2',3'-*e*][1,4]diazepin-6-one were transformed into compound **2011**, isolated as a white solid.

35

Step g:

To a mixture of compound **2011** (31 mg, 0.07 mmole), DMAP (10 mg, 0.08 mmole) and methanesulfonamide (10 mg, 0.1 mmol) in CH₂Cl₂ (3 mL) and THF (1mL) was added DCC (1 M in CH₂Cl₂, 86 μL, 0.09 mmol). After stirring for 72 h at room
5 temperature, the reaction mixture was acidified with 1N HCl, and extracted with EtOAc. The organic layer was washed with brine, dried (MgSO₄), filtered and concentrated under reduced pressure. The residue was purified on reverse phase HPLC (CombiPrep ADS-AQ, 50x70 mm, 5μ, 120A) using a gradient of MeCN/H₂O containing TFA (0.06%) to provide compound **2012** (7.2 mg, 19% yield).

10

Example 11: (entries 3001, 3002, and 3003)**Step a:**

Compound **11a** was obtained from methyl 6-hydroxy-2-naphthoate and 5,11-dihydro-
15 11-ethyl-8-(2-hydroxyethyl)-5-methyl-6H-dipyrido[3,2-b:2',3'-e][1,4]diazepin-6-one using a procedure similar to the one described in Example 1. Compound **11a** was hydrolysed using the procedure described in Example 2 to give compound **3001** (60% yield) as a white solid.

Step b:

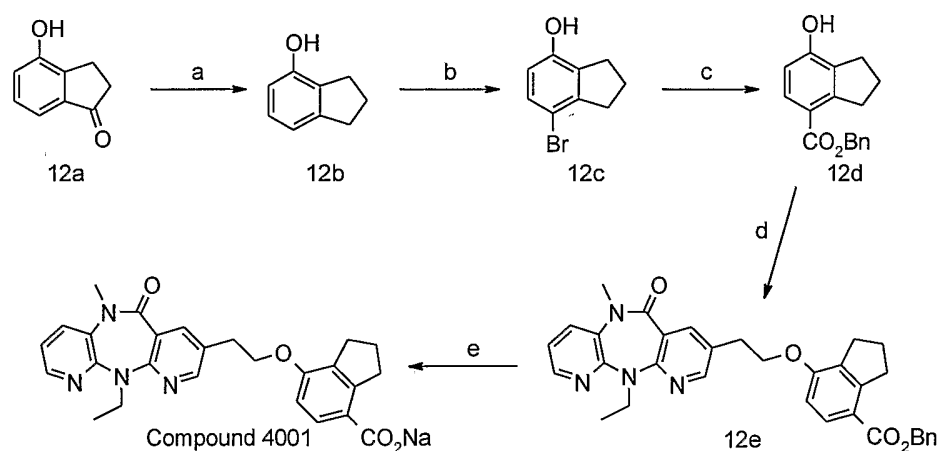
Following the procedure described in Example 3, compound **11a** gave compound **3002** (73% yield) as a white solid.

Step c:

31

To a solution of compound **3001** (85 mg, 0.18 mmol) in CH_2Cl_2 (9 mL) was added methyl 2-aminoisobutyrate hydrochloride (30.7 mg, 0.2 mmol), TBTU (64 mg, 0.2 mmol) and N-methylmorpholine (60 μL , 0.55 mmol). After 16 h at room temperature, the reaction mixture was diluted with EtOAc and the resulting solution was washed successively with 10% aqueous citric acid, water, and brine, dried (MgSO_4) filtered and evaporated to dryness. The residue was purified by flash chromatography (hexane/ EtOAc; 60/40) to give the coupling product (73.7 mg, 71% yield) as a colorless gum. To a solution of the ester (35 mg, 0.06 mmol) in EtOH (5 mL) was added 1N NaOH (185 μL) and water (1 mL). After stirring for 16 hr at room temperature, the reaction mixture was concentrated to dryness. The residue was diluted with water and acidified with 1N HCl to give a white precipitate. The solid was filtered, washed with water, and dried, to give compound **3003** (24.1 mg, 70% yield).

Example 12 (entry 4001)



Step a:

A mixture of **12a** (5.35 g, 36.1 mmol) and 20% $\text{Pd}(\text{OH})_2/\text{C}$ (100 mg) in MeOH (80 mL) and THF (20 mL) was stirred at 25 °C under hydrogen (1 atm.) for 24 h. The mixture was filtered and concentrated under reduced pressure to yield **12b** (5.10 g, 100% yield).

Step b:

A 2 M solution of Br_2 in CCl_4 (5.30 mL, 11.0 mmol) was added to a solution of **12b** (1.43 g, 10.7 mmol) in CH_2Cl_2 (40 mL) and the resulting solution was stirred at 25 °C

32

for 1 h. The reaction mixture was concentrated under reduced pressure. The residue was purified by flash chromatography (hexane/EtOAc, 17/3) to give **12c** (2.02 g, 89% yield).

Step c:

- 5 A solution of 0.8 M *sec*-BuLi in cyclohexane (7.80 mL, 6.27 mmol) was added dropwise to an ice-cold solution of **12c** (607 mg, 2.85 mmol) in THF (20 mL). The reaction mixture was stirred at 0 °C for 1 h. CNCO₂Bn (1.00 mL, 6.30 mmol) was next added and the reaction mixture was allowed to warm slowly to 25 °C in 2 h. The reaction mixture was poured into an aqueous 1 N HCl solution / brine mixture (1:1)
- 10 and was extracted with EtOAc (2 ×). The combined organic layers were dried (MgSO₄), filtered and concentrated under reduced pressure. The residue was purified by flash chromatography (hexane/EtOAc, 20/1 to 4/1) to give **12d** (157 mg, 20% yield).

Step d:

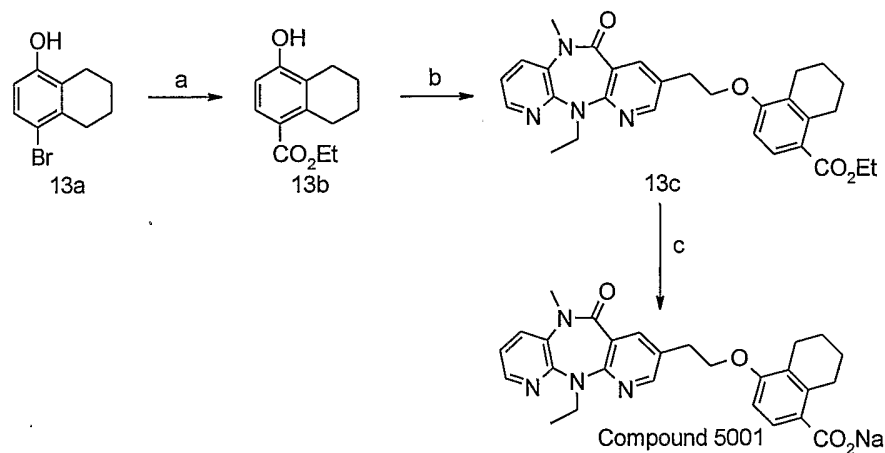
- 15 A solution of DIAD (70 μL, 0.38 mmol) in THF (0.2 mL) was added dropwise to a solution of 5,11-dihydro-11-ethyl-8-(2-hydroxyethyl)-5-methyl-6*H*-dipyrido[3,2-*b*:2',3'-*e*][1,4]diazepin-6-one (74.0 mg, 0.25 mmol), **12d** (80.0 mg, 0.30 mmol) and PPh₃ (98.0 mg, 0.37 mmol) in THF (4 mL) at 25 °C. The reaction mixture was stirred at 25 °C for 16 h. The mixture was concentrated under reduced pressure. The residue
- 20 was purified by flash chromatography (toluene/EtOAc, 17/3) to give **12e** (59 mg, 43% yield) as a white solid.

Step e:

- A mixture of **12e** (59.0 mg, 0.11 mmol) and 20% Pd(OH)₂/C (4.0 mg) in THF (1 mL) and MeOH (4 mL) was stirred under hydrogen (1 atm.) for 1 h. The reaction mixture
- 25 was filtered and the filtrate was concentrated under reduced pressure. The residue was triturated with MeCN. The resulting solid was dissolved in MeCN and aqueous 0.01 N NaOH solution (1 equiv., 4.6 mL, 0.046 mmol) was added. The resulting solution was frozen and lyophilized to give **4001** (22 mg, 43% yield) as a white solid.

- 30 **Example 13 (entry 5001)**

33

**Step a:**

A solution of 1.2 M *sec*-BuLi in cyclohexane (18.0 mL, 21.3 mmol) was added dropwise to an ice-cold solution of **13a** (2.20 g, 9.69 mmol) in THF (50 mL). The reaction mixture was stirred at 0 °C for 1 h. CNCO₂Et (2.11 mL, 21.3 mmol) was next added and the reaction mixture was allowed to warm slowly to 25 °C and stirred at this temperature for 16 h. The reaction mixture was poured into a mixture of aqueous 1 N HCl solution and brine (1:1). The resulting mixture was extracted with EtOAc (2 ×). The combined organic layers were dried (MgSO₄), filtered and concentrated under reduced pressure. The residue was purified by flash chromatography (hexane/EtOAc, 10/1 to 7/3) to give **13b** (462 mg, 22% yield).

Step b:

A solution of DIAD (74 μL, 0.40 mmol) in THF (0.5 mL) was added dropwise to a solution of 5,11-dihydro-11-ethyl-8-(2-hydroxyethyl)-5-methyl-6*H*-dipyrido[3,2-*b*:2',3'-*e*][1,4]diazepin-6-one (80.6 mg, 0.27 mmol), **13b** (60.0 mg, 0.27 mmol) and PPh₃ (106 mg, 0.40 mmol) in THF (5 mL) at 25 °C. The reaction mixture was stirred at 25 °C for 16 h. The mixture was concentrated under reduced pressure. The residue was purified by flash chromatography (first purification: hexane/EtOAc, 17/3 to 7/3, second purification: toluene/EtOAc, 4/1) to give **13c** (100 mg, 74% yield) as a white solid.

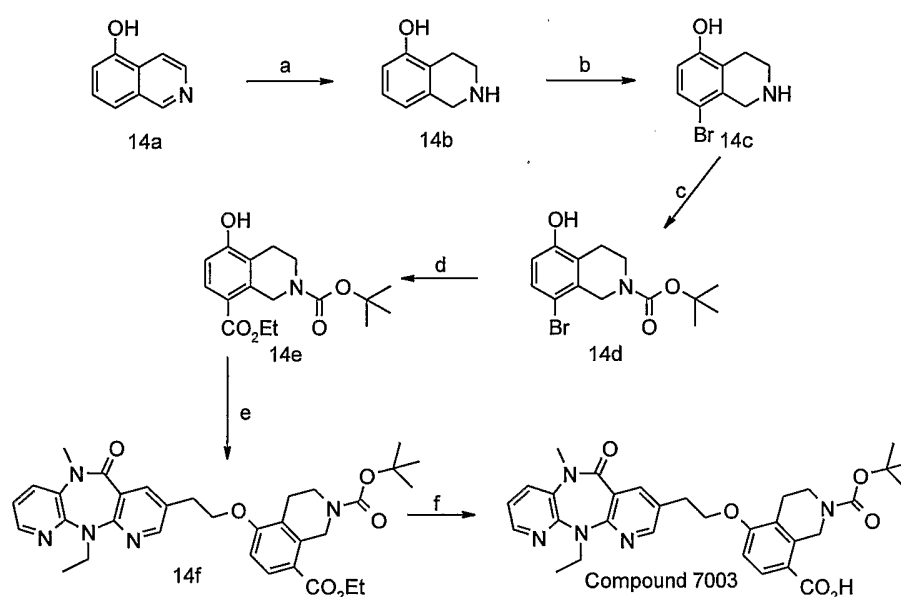
Step c:

An aqueous 2.5 N NaOH solution (0.7 mL, 1.75 mmol) was added to a solution of **13c** (100 mg, 0.20 mmol) in THF (1.5 mL) and MeOH (1.5 mL). The reaction mixture

34

was stirred at 25 °C for 5 h. The mixture was rendered acidic with aqueous 1 N HCl solution and the mixture was concentrated under reduced pressure. Water was added to the residue and the resulting suspension was filtered. The solid washed with Et₂O was dissolved in MeCN and treated with aqueous 0.5 M NaOH solution (1
5 equivalent). The resulting solution was frozen and lyophilized to give compound **5001** (61 mg, 62% yield) as a white solid.

Example 14 (entry 7003)



Step a:

10 A mixture of **14a** (3.17 g, 21.8 mmol), PtO₂ hydrate (380 mg) and aqueous 12 N HCl solution (1.5 mL) in EtOH (120 mL) was stirred under hydrogen (50 psi, Parr shaker) for 16 h. The mixture was diluted with CH₂Cl₂ (100 mL), filtered and concentrated under reduced pressure to give hydrochloride **14b** (3.38 g, 83% yield) as a white solid.

15

Step b:

A solution of 2 M Br₂ in CCl₄ (9.00 mL, 18.0 mmol) was added to a solution of the hydrochloride salt of **14b** (3.18 g, 17.1 mmol) in CH₂Cl₂ (100 mL). The reaction was stirred at 25 °C for 6 h. The resulting suspension was filtered. The solid was washed with CH₂Cl₂ and dried to give hydrobromide **14c** (5.20 g, 98% yield) as a white solid.

20

35

Step c:

A mixture of the hydrobromide salt of **14c** (5.56 g, 18.0 mmol), (*t*-BuOCO)₂O (4.15 g, 19.0 mmol) and *N*-methylmorpholine (4.60 mL, 41.8 mmol) in CH₂Cl₂ (80 mL) was stirred at 25 °C for 5 h. The reaction mixture was poured into aqueous 0.5 M HCl solution and the resulting mixture was extracted with CH₂Cl₂. The organic layer was
5 dried (MgSO₄), filtered and concentrated under reduced pressure to give **14d** (4.36 g, 74% yield).

Step d:

Pd(OAc)₂ (299 mg, 1.33 mmol) and DPPP (530 mg, 1.33 mmol) were added to a degassed (argon) solution of **14d** (4.36 g, 13.3 mmol) and Et₃N (4.05 mL, 29.3
10 mmol) in DMF (40 mL) and EtOH (20 mL). The mixture was heated to 80 °C for 16 h under a CO atmosphere (1 atm.). The reaction mixture was concentrated under reduced pressure. The residue was partitioned between water and EtOAc. The aqueous layer was extracted with EtOAc. The combined organic layers were washed with water, dried (MgSO₄), filtered and concentrated under reduced pressure. The
15 residue was purified by flash chromatography (hexane/EtOAc, 17/3 to 4/1) to give **14e** (940 mg, 22% yield) and recovered **14d** (1.50 g, 34%).

Step e:

A solution of DIAD (125 μL, 0.68 mmol) in THF (0.5 mL) was added dropwise to a solution of 5,11-dihydro-11-ethyl-8-(2-hydroxyethyl)-5-methyl-6*H*-dipyrido[3,2-*b*:2',3'-*e*][1,4]diazepin-6-one (134 mg, 0.45 mmol), **14e** (150 mg, 0.47 mmol) and PPh₃ (178
20 mg, 0.68 mmol) in THF (10 mL) at 25 °C. The reaction mixture was stirred at 25 °C for 16 h. The mixture was concentrated under reduced pressure. The residue was purified by flash chromatography (hexane/acetone, 4/1) to give **14f** (209 mg, 77% yield) as a white solid.

Step f:

25 A mixture of **14f** (49.0 mg, 0.08 mmol) and aqueous 2.5 N NaOH solution (0.4 mL, 1.0 mmol) in THF (1 mL) and MeOH (1 mL) was heated to 60 °C for 16 h. The cooled reaction mixture was rendered acidic with aqueous 1 N HCl solution and was extracted with EtOAc (2 ×). The combined organic layers were dried (MgSO₄), filtered and concentrated under reduced pressure to give compound **7003** (46 mg,

37

To a solution of **15d** (201 mg, 0.4 mmol) in THF (2 mL) was added a 4 M solution of HCl in dioxane. The reaction mixture was stirred at 25 °C for 16 h. The mixture was concentrated under reduced pressure. The residue was diluted with CH₂Cl₂ and successively washed with saturated NaHCO₃ solution, water and brine, dried
5 (MgSO₄), filtered and evaporated to dryness. The residue was purified by flash chromatography (hexane/EtOAc, 1/1) to give **15e** (122 mg, 71% yield) as a white solid.

Step e:

To a solution of **15e** (32 mg, 0.07 mmol) in CH₂Cl₂ (2 mL) was added methyl malonyl
10 chloride (28.7 mg, 0.2 mmol) and Et₃N (50 µL, 0.35 mmol). After 16 h at room temperature the reaction was diluted in EtOAc and successively washed with water and brine, dried (MgSO₄), filtered and evaporated to dryness. The residue was purified by flash chromatography (hexane/EtOAc, 4/6) to give **15f** (25.2 mg, 68% yield) as a white solid.

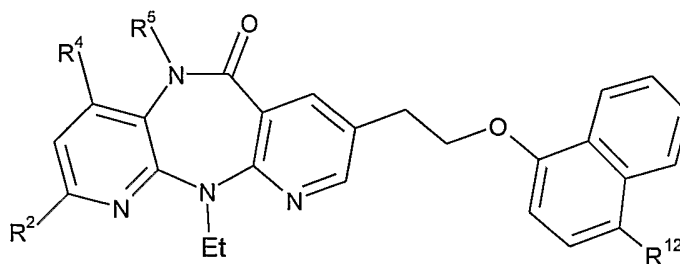
15

Step f:

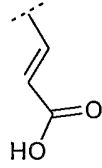
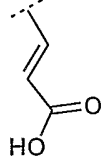
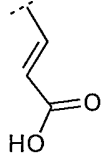
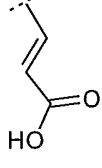
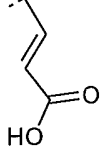
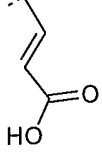
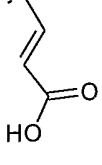
Following the procedure described in Example 14 step f, **15f** (23 mg, 0.04 mmol) gave compound **6002** (19.8 mg, 92% yield) as a white solid.

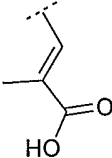
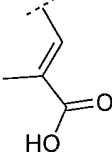
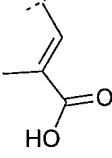
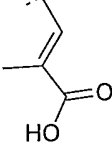
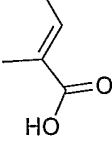
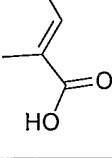
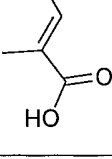
38

TABLE 1

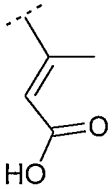
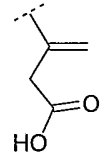
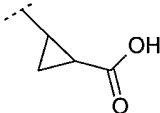


Entry #	R ²	R ⁴	R ⁵	R ¹²	MS ES ⁺ (MH)
1001	H	H	Me	COOH	469
1002	Cl	H	Me	COOH	503/505
1003	Me	H	Me	COOH	483
1004	F	Me	H	COOH	487
1005	H	Me	H	COOH	469
1006	F	H	Me	COOH	487
1007	Cl	Me	H	COOH	501/503(M-H)
1008	H	H	Me	CH ₂ COOH	483
1009	F	H	Me	CH ₂ COOH	501
1010	Cl	H	Me	CH ₂ COOH	517/519
1011	Me	H	Me	CH ₂ COOH	497
1012	Cl	Me	H	CH ₂ COOH	517/517(M-H)
1013	H	Me	H	CH ₂ COOH	483
1014	F	Me	H	CH ₂ COOH	501
1015	H	H	Me	CH ₂ CONHNH ₂	497
1016	Cl	H	Me	CH ₂ CONHNH ₂	531/533
1017	NHNH ₂	H	Me	CH ₂ CONHNH ₂	527
1018	H	H	Me	CH ₂ CONH ₂	482
1019	H	H	Me	CH ₂ CONHSO ₂ Me	560
1020	H	H	Me	CH(Me)COOH	497
1021	H	H	Me	(CH ₂) ₂ COOH	497
1022	Cl	H	Me	(CH ₂) ₂ COOH	531/533
1023	F	H	Me	(CH ₂) ₂ COOH	515

Entry #	R ²	R ⁴	R ⁵	R ¹²	MS ES ⁺ (MH)
1024	H	Me	H	(CH ₂) ₂ COOH	497
1025	Cl	Me	H	(CH ₂) ₂ COOH	527/531(M-H)
1026	Me	H	Me	(CH ₂) ₂ COOH	511
1027	F	Me	H	(CH ₂) ₂ COOH	515
1028	H	H	Me		495
1029	Cl	H	Me		527/529(M-H)
1030	Cl	Me	H		527/529(M-H)
1031	H	Me	H		495
1032	F	H	Me		513
1033	Me	H	Me		509
1034	F	Me	H		513

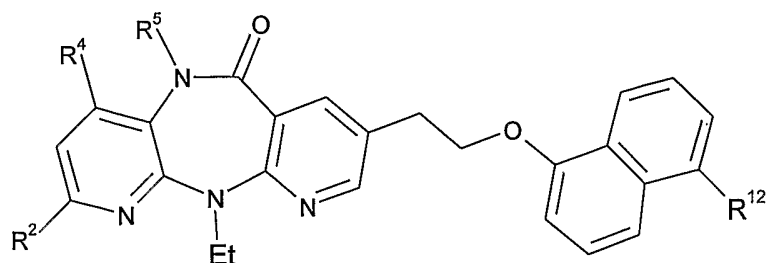
Entry #	R ²	R ⁴	R ⁵	R ¹²	MS ES ⁺ (MH)
1035	H	H	Me		509
1036	Cl	H	Me		543/545
1037	F	H	Me		527
1038	Me	H	Me		523
1039	H	Me	H		509
1040	Cl	Me	H		543/545
1041	F	Me	H		527
1042	H	H	Me	CH ₂ CH(Me)-COOH	511
1043	F	H	Me	CH ₂ CH(Me)-COOH	529
1044	Cl	H	Me	CH ₂ CH(Me)-COOH	545/547
1045	Me	H	Me	CH ₂ CH(Me)-COOH	525
1046	H	Me	H	CH ₂ CH(Me)-COOH	511

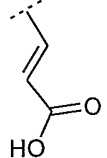
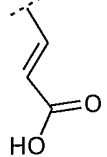
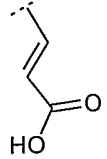
41

Entry #	R ²	R ⁴	R ⁵	R ¹²	MS ES ⁺ (MH)
1047	Cl	Me	H	CH ₂ CH(Me)-COOH	543/545(M-H)
1048	H	H	Me		509
1049	H	H	Me		509
1050	F	H	Me		527
1051	H	H	Me	CH(Me)CH ₂ COOH	511

42

TABLE 2



Entry #	R ²	R ⁴	R ⁵	R ¹²	MS ES ⁺ (MH)
2001	F	H	Me	NHSO ₂ Me	536
2002	F	H	Me	NHSO ₂ CF ₃	590
2003	H	H	Me	NHSO ₂ Me	517
2004	H	H	Me	SO ₂ NH ₂	504
2005	H	H	Me	SO ₂ NHAc	546
2006	H	H	Me	NHCO(CH ₂) ₂ COOH	540
2007	H	H	Me	NHCOCH ₂ C(Me) ₂ COOH	568
2008	H	H	Me	SO ₂ NHCH ₂ COOH	562
2009	H	H	Me	CH ₂ COOH	483
2010	H	H	Me	COOH	469
2011	H	H	Me	CH ₂ CH ₂ COOH	497
2012	H	H	Me	CH ₂ CONHSO ₂ Me	560
2013	H	H	Me		495
2014	F	H	Me		513
2015	F	Me	H		513

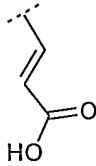
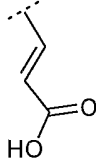
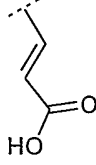
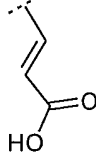
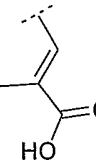
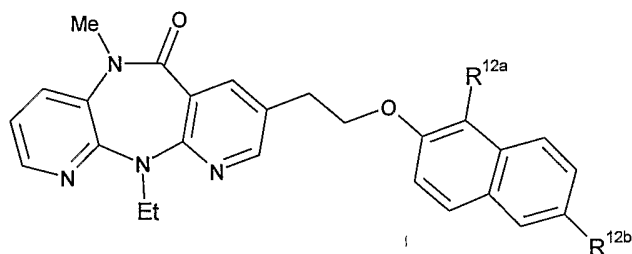
Entry #	R ²	R ⁴	R ⁵	R ¹²	MS ES ⁺ (MH)
2016	Cl	H	Me		529/531
2017	Me	H	Me		509
2018	Cl	Me	H		529/531
2019	H	Me	H		495
2020	H	H	Me	CH ₂ CH ₂ CONHNH ₂	511
2021	H	H	Me	CH ₂ CH(Me)COOH	511
2022	H	H	Me		509

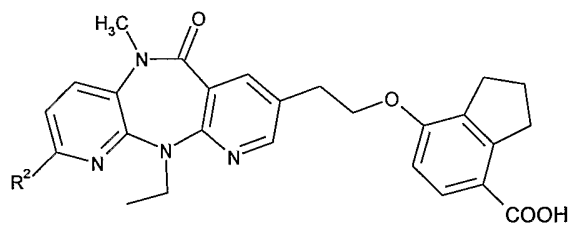
TABLE 3



BILR

Entry #	R ^{12a}	R ^{12b}	MS ES ⁺ (MH)
3001	H	COOH	469
3002	H	CONHNH ₂	483
3003	H	CONHC(Me) ₂ COOH	554
3004	H	CH ₂ COOH	483
3005	H	CH ₂ CONHNH ₂	497
3006	CH ₃	CH ₂ COOH	483

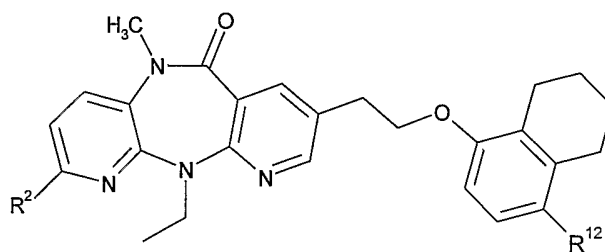
TABLE 4



Entry #	R ²	MS ES ⁺ (MH)
4001	H	459
4002	Cl	493/495

45

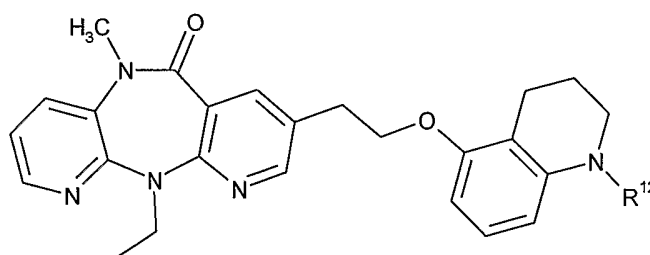
TABLE 5



b1r

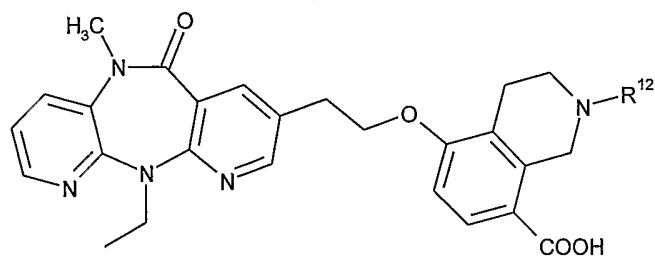
Entry #	R ²	R ¹²	MS ES+ (MH)
5001	H	COOH	473
5002	Cl	COOH	505/507(M-H)
5003	F	COOH	491
5004	Me	COOH	487
5005	OMe	COOH	503
5006	H	CH ₂ COOH	487
5007	Cl	CH ₂ COOH	519/521(M-H)
5008	F	CH ₂ COOH	505
5009	H	CH ₂ CH ₂ COOH	501
5010	Cl	CH ₂ CH ₂ COOH	535/537(M-H)

TABLE 6



Entry #	R ¹²	MS ES+ (MH)
6001	CH ₂ COOH	488
6002	COCH ₂ COOH	516

TABLE 7



Entry #	R ¹²	MS ES+ (MH)
7002	COOMe	532
7003	COO- <i>t</i> -Bu	574
7004	COMe	516
7005	SO ₂ Me	552
7006	CONHEt	545
7007	CONMe ₂	545
7008	SO ₂ NMe ₂	581

REVERSE TRANSCRIPTASE (RT) ASSAYS

The assays are as described in WO 01/96338A1, the contents of which are hereby incorporated herein.

The results are listed in Tables 8 as IC₅₀(nM) and EC₅₀ (nM).

Table legend:

A = >1000nM; B = 1000-100nM; C = <100nM; and NT = not tested.

TABLE 8

Inhibition of Wild type and mutant strains of RT for compounds of formula I

Entry #	IC ₅₀	IC ₅₀	IC ₅₀	IC ₅₀	EC ₅₀	EC ₅₀	EC ₅₀
	WT RT (nM)	V106A (nM)	Y188L (nM)	K103N/ Y181C (nM)	WT RT (nM)	V106A (nM)	K103N/ Y181C (nM)
1001	C	A	A	B	C	NT	C
1002	C	B	B	C	C	NT	C
1003	C	A	A	B	NT	NT	NT
1004	C	B	A	B	NT	NT	NT
1005	C	B	A	B	NT	NT	NT
1006	C	A	A	B	C	NT	C
1007	C	B	A	B	C	NT	C
1008	C	A	A	B	C	NT	C
1009	C	A	A	B	C	NT	C
1010	C	A	A	B	C	NT	C
1011	C	A	A	B	NT	NT	NT
1012	C	B	A	B	C	NT	B
1013	C	A	A	A	NT	NT	NT
1014	C	B	A	B	NT	NT	NT
1015	C	B	B	C	C	NT	C
1016	C	B	B	C	C	NT	C
1017	C	NT	NT	NT	NT	NT	NT
1018	C	B	A	C	NT	NT	NT
1019	C	A	A	B	C	NT	B
1020	C	A	A	B	C	NT	C
1021	C	A	A	B	C	NT	C
1022	C	B	A	B	C	NT	C
1023	C	A	A	B	C	NT	C
1024	C	B	A	A	NT	NT	NT
1025	C	B	A	B	C	NT	B
1026	C	A	A	B	NT	NT	NT

Entry #	IC ₅₀		IC ₅₀		EC ₅₀		EC ₅₀	
	WT RT (nM)	V106A (nM)	Y188L (nM)	K103N/ Y181C (nM)	WT RT (nM)	V106A (nM)	K103N/ Y181C (nM)	
1027	C	B	A	B	NT	NT	NT	
1028	C	A	B	B	C	NT	C	
1029	C	B	B	B	C	NT	C	
1030	C	C	A	B	C	NT	C	
1031	C	B	A	B	C	NT	C	
1032	C	B	B	B	C	NT	C	
1033	C	B	B	B	C	NT	C	
1034	C	C	A	B	C	NT	C	
1035	C	A	A	B	C	NT	C	
1036	C	B	A	B	C	NT	C	
1037	C	A	A	B	C	NT	C	
1038	C	A	A	B	C	NT	C	
1039	C	B	A	B	NT	NT	NT	
1040	C	B	A	B	C	NT	B	
1041	C	B	A	B	NT	NT	NT	
1042	C	A	A	B	C	NT	C	
1043	C	A	A	B	NT	NT	NT	
1044	C	A	A	B	C	NT	C	
1045	C	A	A	B	NT	NT	NT	
1046	C	A	A	A	NT	NT	NT	
1047	C	B	A	B	NT	NT	NT	
1048	C	A	A	B	C	NT	C	
1049	C	A	A	B	C	NT	B	
1050	C	B	B	B	C	NT	B	
1051	C	A	A	B	C	NT	C	
2001	C	B	B	C	C	NT	NT	
2002	C	A	A	B	C	B	C	
2003	C	A	A	B	NT	NT	C	
2004	C	B	B	C	NT	NT	NT	

Entry #	IC ₅₀		IC ₅₀	IC ₅₀	EC ₅₀		EC ₅₀
	WT RT (nM)	V106A (nM)	Y188L (nM)	K103N/ Y181C (nM)	WT RT (nM)	V106A (nM)	K103N/ Y181C (nM)
2005	C	A	A	B	NT	NT	NT
2006	C	A	A	B	C	NT	B
2007	C	A	A	B	NT	NT	NT
2008	C	B	B	C	B	NT	B
2009	C	NT	NT	B	NT	NT	NT
2010	C	A	A	B	NT	NT	NT
2011	C	A	A	B	C	NT	B
2012	C	A	A	A	NT	NT	NT
2013	C	A	A	B	C	NT	C
2014	C	B	A	B	C	NT	B
2015	C	B	A	B	NT	NT	NT
2016	C	B	B	B	C	NT	B
2017	C	A	A	B	NT	NT	NT
2018	C	B	A	B	C	NT	B
2019	C	B	A	B	NT	NT	NT
2020	C	A	A	B	C	NT	B
2021	B	NT	NT	NT	NT	NT	NT
2022	C	A	A	B	NT	NT	NT
3001	C	B	A	B	NT	NT	NT
3002	C	C	A	B	C	NT	B
3003	C	B	A	B	C	NT	B
3004	C	B	A	A	NT	NT	NT
3005	C	C	B	B	C	NT	C
3006	C	B	B	B	C	B	C
4001	C	B	A	B	C	NT	C
4002	C	B	B	C	C	NT	C
5001	C	A	A	B	C	B	C
5002	C	A	B	B	C	NT	C
5003	C	A	B	B	C	NT	C

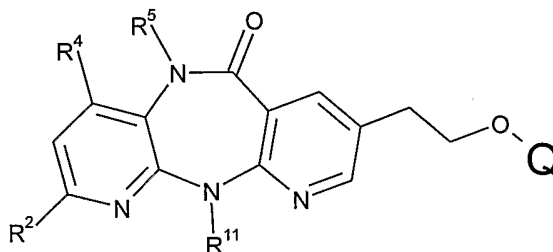
50

Entry #	IC ₅₀ WT RT (nM)	IC ₅₀ V106A (nM)	IC ₅₀ Y188L (nM)	IC ₅₀ K103N/ Y181C (nM)	EC ₅₀ WT RT (nM)	EC ₅₀ V106A (nM)	EC ₅₀ K103N/ Y181C (nM)
5004	C	A	B	B	C	NT	C
5005	C	A	B	B	C	NT	C
5006	C	A	A	B	NT	NT	NT
5007	C	B	B	B	C	NT	C
5008	C	A	A	B	C	NT	C
5009	C	A	A	B	C	NT	C
5010	C	A	B	B	C	NT	C
6001	C	A	A	A	B	NT	NT
6002	C	NT	NT	NT	NT	NT	NT
7002	C	A	B	B	C	B	C
7003	C	A	B	B	C	NT	C
7004	C	A	A	B	B	NT	NT
7005	C	A	B	C	C	NT	NT
7006	C	B	A	B	B	NT	A
7007	C	B	B	C	C	NT	C
7008	C	B	B	C	C	NT	C

51

CLAIMS

1. A compound represented by formula I:



I

wherein

- 5 R^2 is selected from: H, halogen, NHNH_2 , (C_{1-4}) alkyl, $\text{O}(\text{C}_{1-6})$ alkyl, and haloalkyl;

R^4 is H or Me;

R^5 is H or (C_{1-4}) alkyl;

10

R^{11} is (C_{1-4}) alkyl, (C_{1-4}) alkyl (C_{3-7}) cycloalkyl, or (C_{3-7}) cycloalkyl; and

Q is naphthyl, fused phenyl (C_{4-7}) cycloalkyl and fused phenyl-5, 6, or 7-membered saturated heterocycle having one to two heteroatom selected from O, N, or S, said Q being substituted with from 1 to 4 R^{12} substituents selected from: R^{13} , (C_{1-6}) alkyl, (C_{3-7}) cycloalkyl, or (C_{2-6}) alkenyl, said alkyl, cycloalkyl, or alkenyl being optionally substituted with R^{13} , wherein R^{13} is defined as:

15

- a) $\text{NR}^{13a}\text{COR}^{13b}$ wherein R^{13a} and R^{13b} are each independently H, (C_{1-6}) alkyl, (C_{3-7}) cycloalkyl or (C_{1-6}) alkyl- (C_{3-7}) cycloalkyl, said alkyl, cycloalkyl or alkyl-cycloalkyl being optionally substituted with R^{14} ;
- b) $\text{NR}^{13c}\text{SO}_2\text{R}^{13d}$ wherein R^{13c} is H, (C_{1-6}) alkyl, (C_{3-7}) cycloalkyl or (C_{1-6}) alkyl- (C_{3-7}) cycloalkyl and R^{13d} is (C_{1-6}) alkyl, haloalkyl, (C_{3-7}) cycloalkyl or (C_{1-6}) alkyl- (C_{3-7}) cycloalkyl, said alkyl, cycloalkyl or alkyl-cycloalkyl being optionally substituted with R^{14} ;
- c) COR^{13e} wherein R^{13e} has the same definition as R^{13d} ;
- d) COOR^{13f} wherein R^{13f} has the same definition as R^{13c} ;
- e) $\text{CONR}^{13g}\text{R}^{13h}$ wherein R^{13g} and R^{13h} are both independently H, (C_{1-6}) alkyl, (C_{3-7}) cycloalkyl or (C_{1-6}) alkyl- (C_{3-7}) cycloalkyl, said alkyl, cycloalkyl or alkyl-cycloalkyl being optionally substituted with R^{14} ;

20

25

52

6)alkyl, (C₃₋₇)cycloalkyl, or (C₁₋₆)alkyl-(C₃₋₇)cycloalkyl; or both R^{13g} and R^{13h} are covalently bonded together and to the nitrogen to which they are both bonded to form a 5, 6, or 7-membered saturated heterocycle; or R^{13h} is N(R¹³ⁱ)₂ wherein each R¹³ⁱ is independently H, (C₁₋₆)alkyl, (C₃₋₇)cycloalkyl, or (C₁₋₆)alkyl-(C₃₋₇)cycloalkyl or both R¹³ⁱ are covalently bonded together and to the nitrogen to which they are both bonded to form a 5, 6, or 7-membered saturated heterocycle, said alkyl, cycloalkyl, alkyl-cycloalkyl or heterocycle being optionally substituted with R¹⁴;

- 10 f) CONR^{13j}SO₂R^{13k} wherein R^{13j} has the same definition as R^{13c} and R^{13k} has the same definition as R^{13d}; or
- g) SO₂R^{13l} wherein R^{13l} is (C₁₋₆)alkyl, (C₃₋₇)cycloalkyl, or (C₁₋₆)alkyl-(C₃₋₇)cycloalkyl; or R^{13l} is NR^{13m}R¹³ⁿ wherein R^{13m} and R¹³ⁿ are both independently H, (C₁₋₆)alkyl, (C₃₋₇)cycloalkyl, or (C₁₋₆)alkyl-(C₃₋₇)cycloalkyl; or both R^{13m} and R¹³ⁿ are covalently bonded together and to the nitrogen to which they are both bonded to form a 5, 6, or 7-membered saturated heterocycle, said alkyl, cycloalkyl, alkyl-cycloalkyl or heterocycle being optionally substituted with R¹⁴;

20 wherein R¹⁴ is defined as:

COOR^{14a}, or CON(R^{14b})₂ wherein R^{14a} and R^{14b} are both independently H, (C₁₋₆)alkyl, (C₃₋₇)cycloalkyl, or (C₁₋₆)alkyl-(C₃₋₇)cycloalkyl; or both R^{14b} are covalently bonded together and to the nitrogen to which they are both bonded to form a 5, 6, or 7-membered saturated heterocycle;

25

or a salt thereof.

2. A compound, according to claim 1, wherein

R² is selected from the group consisting of H, F, Cl, NHNH₂, (C₁₋₄ alkyl), and CF₃;

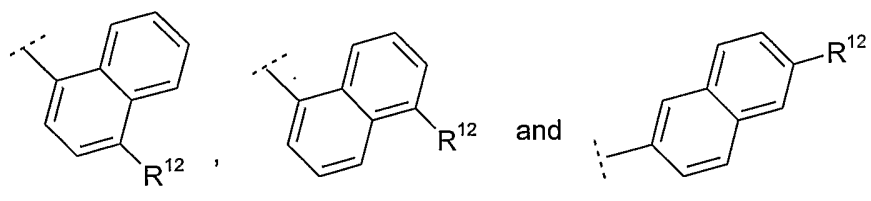
R⁴ is H or Me;

30 R⁵ is H or Me;

R¹¹ is (C₁₋₄ alkyl), or (C₃₋₇ cycloalkyl); and

Q is selected from the group consisting of:

53



wherein

- R^{12} is selected from the group consisting of: COOH, (C₁₋₆ alkyl)COOH, (C₂₋₆alkenyl)COOH, (C₁₋₆ alkyl)COO(C₁₋₆ alkyl), (C₁₋₆ alkyl)CONH₂,
 5 (C₃₋₇cycloalkyl)COOH, (C₁₋₆ alkyl)CONHNH₂, CH₂CONHSO₂CH₃, NHSO₂CH₃, NHSO₂CF₃, SO₂NHCOCH₃, SO₂NH₂, NHCO(C₁₋₄alkyl)COOH, NHCOCH₂C(CH₃)₂COOH, and SO₂NHCH₂COOH;

or a salt thereof, or a prodrug thereof.

10

3. A compound according to claim 1 wherein R^2 is selected from: H, Cl, F, NHNH₂, CH₃, and OMe.

4. A compound according to claim 3, wherein R^2 is H, Cl, F, or CH₃.

5. A compound according to claim 4, wherein R^2 is H, Cl, or F.

6. A compound according to claim 1 wherein R^4 is H.

7. A compound according to claim 1 wherein R^5 is Me.

15

8. A compound according to claim 1 wherein R^{11} is Et.

9. A compound according to claim 1 wherein Q is naphthyl, fused phenyl(C₄₋₇)cycloalkyl and fused phenyl-5, 6, or 7-membered saturated heterocycle having one N atom, said Q being substituted with from 1 to 4 R^{12} substituents.

10. A compound according to claim 9 wherein Q is selected from the group consisting of: naphthyl, tetrahydronaphthyl, indanyl, tetrahydroquinolinyl, and tetrahydroisoquinolinyl, said Q being mono- or disubstituted with R^{12} .

54

11. A compound according to claim 1, wherein R^{12} is (C₁₋₆)alkyl, (C₂₋₄)alkenyl or (C₃₋₇)cycloalkyl, said alkyl, cycloalkyl or alkenyl being optionally substituted with R^{13} wherein R^{13} is selected from:

- d) COOH;
- e) $CONR^{13g}R^{13h}$ wherein R^{13g} and R^{13h} are both independently H, or (C₁₋₆)alkyl optionally substituted with COOH; or R^{13h} is NH₂; and
- f) CONHSO₂CH₃;

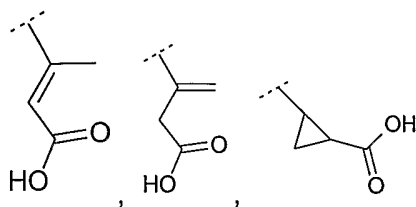
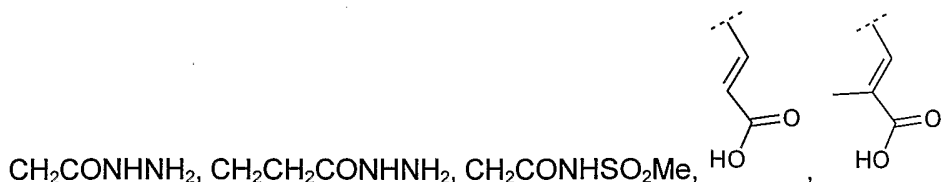
5

or R^{12} is:

- a) NHCO(C₁₋₆)alkyl-COOH;
- b) NHSO₂CH₃ or NHSO₂CF₃;
- c) COCH₃ or COCH₂COOH;
- d) COOR^{13f} wherein R^{13f} is H or (C₁₋₆)alkyl;
- e) $CONR^{13g}R^{13h}$ wherein R^{13g} and R^{13h} are both independently H, or (C₁₋₆)alkyl optionally substituted with COOH; or R^{13h} is NH₂;
- f) CONHSO₂CH₃; or
- g) SO₂Me, SO₂NH₂, SO₂NHCOCH₃, SO₂NHCH₂COOH, or SO₂N(CH₃)₂.

15

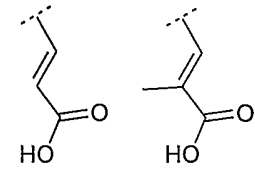
12. A compound according to claim 11, wherein R^{12} is CH₃, CH₂COOH, (CH₂)₂COOH, CH(Me)COOH, CH(Me)CH₂COOH, CH₂CH(Me)COOH, CH₂CONH₂,



COOH, COOMe, COO-*t*-Bu, COMe, COCH₂COOH, CONHC(Me)₂COOH, CONHNH₂, CONH*Et*, CONMe₂, NHCO(CH₂)₂COOH, NHCOCH₂C(Me)₂COOH, NHSO₂CF₃, NHSO₂Me, SO₂Me, SO₂NMe₂, SO₂NH₂, SO₂NHAc, or SO₂NHCH₂COOH.

13. A compound according to claim 12 wherein R^{12} is CH₃, CH₂COOH,

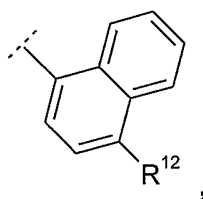
55



 $(\text{CH}_2)_2\text{COOH}$, CH_2CONH_2 , $\text{CH}_2\text{CONHNH}_2$, COOH , COOMe ,
 $\text{COO-}t\text{-Bu}$, COMe , CONMe_2 , NHSO_2Me , SO_2Me , SO_2NMe_2 , SO_2NH_2 , or
 $\text{SO}_2\text{NHCH}_2\text{COOH}$.

14. A compound according to claim 13 wherein R^{12} is CH_2CONH_2 , $\text{CH}_2\text{CONHNH}_2$, COOH , CONMe_2 , NHSO_2Me , SO_2Me , SO_2NMe_2 , SO_2NH_2 , or $\text{SO}_2\text{NHCH}_2\text{COOH}$.

15. A compound according to claim 10 wherein Q is

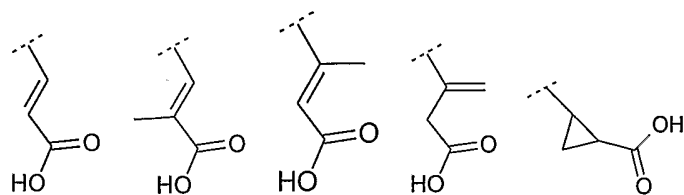


wherein R^{12} is (C_{1-6}) alkyl, (C_{2-4}) alkenyl or (C_{3-7}) cycloalkyl, said alkyl, cycloalkyl or
 5 alkenyl being optionally substituted with R^{13} wherein R^{13} is selected from:

- d) COOH ;
- e) CONH_2 , or CONHNH_2 ; and
- f) $\text{CONHSO}_2\text{CH}_3$;

10 or R^{12} is COOH .

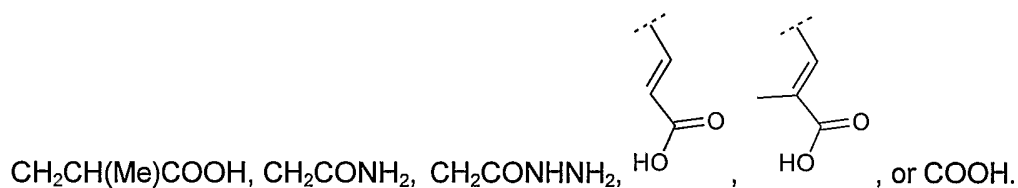
16. A compound according to claim 15 wherein R^{12} is CH_2COOH , $(\text{CH}_2)_2\text{COOH}$, $\text{CH}(\text{Me})\text{COOH}$, $\text{CH}(\text{Me})\text{CH}_2\text{COOH}$, $\text{CH}_2\text{CH}(\text{Me})\text{COOH}$, CH_2CONH_2 , $\text{CH}_2\text{CONHNH}_2$,



 $\text{CH}_2\text{CONHSO}_2\text{Me}$, HO , HO , HO , HO , HO , or COOH .

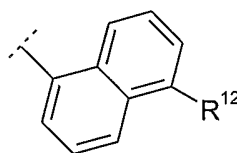
17. A compound according to claim 16 wherein R^{12} is CH_2COOH , $(\text{CH}_2)_2\text{COOH}$,

56



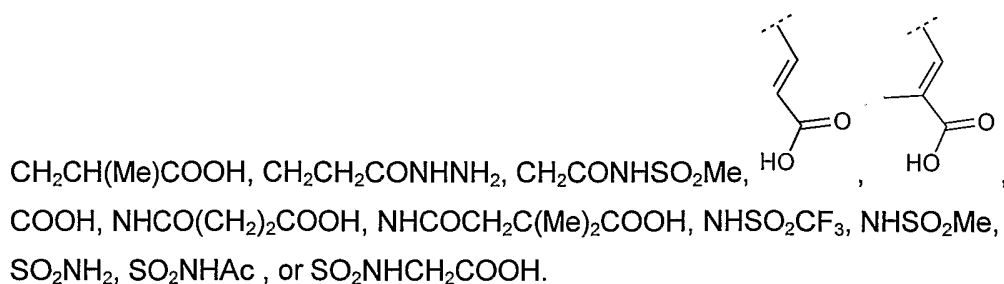
18. A compound according to claim 17 wherein R^{12} is CH_2COOH , $(\text{CH}_2)_2\text{COOH}$, $\text{CH}_2\text{CH}(\text{Me})\text{COOH}$, CH_2CONH_2 , $\text{CH}_2\text{CONHNH}_2$, or COOH .

19. A compound according to claim 10 wherein Q is

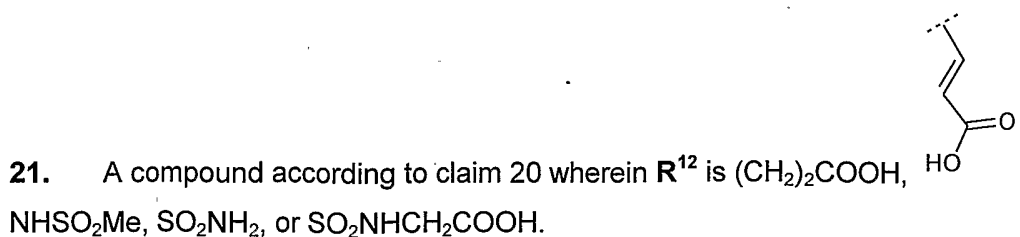


5 wherein R^{12} is (C_{1-6}) alkyl, or (C_{2-4}) alkenyl, said alkyl or alkenyl being optionally substituted with R^{13} wherein R^{13} is selected from: COOH ; CONHNH_2 ; or $\text{CONHSO}_2\text{CH}_3$; or R^{12} is selected from: $\text{NHCO}(\text{C}_{1-6})$ alkyl- COOH ; NHSO_2CH_3 or NHSO_2CF_3 ; COOH ; or SO_2NH_2 , $\text{SO}_2\text{NHCOCH}_3$, or $\text{SO}_2\text{NHCH}_2\text{COOH}$.

20. A compound according to claim 19 wherein R^{12} is CH_2COOH , $(\text{CH}_2)_2\text{COOH}$,



10

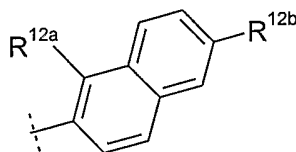


22. A compound according to claim 21 wherein R^{12} is $(\text{CH}_2)_2\text{COOH}$, NHSO_2Me ,

57

SO₂NH₂, or SO₂NHCH₂COOH.

23. A compound according to claim 10, wherein Q is

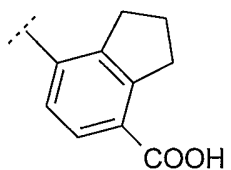


wherein R^{12b} is (C₁₋₆)alkyl substituted with R¹³ wherein R¹³ is selected from: COOH; CONHNH₂;

5 or R^{12b} is selected from: COOH; CONHNH₂ or CONHC(Me)₂COOH; and R^{12a} is H or CH₃.

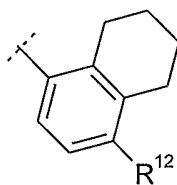
24. A compound according to claim 23 wherein R^{12b} is CH₂COOH and R^{12a} is CH₃.

25. A compound according to claim 10 wherein Q is:



10

26. A compound according to claim 10 wherein Q is:



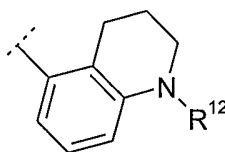
wherein R¹² is (C₁₋₆)alkyl substituted with COOH or R¹² is COOH.

27. A compound according to claim 26 wherein R¹² is CH₂COOH, CH₂CH₂COOH or COOH.

15

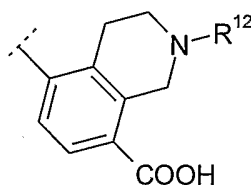
58

28. A compound according to claim 10 wherein Q is:



wherein R^{12} is CH_2COOH or $COCH_2COOH$.

29. A compound according to claim 10 wherein Q is:

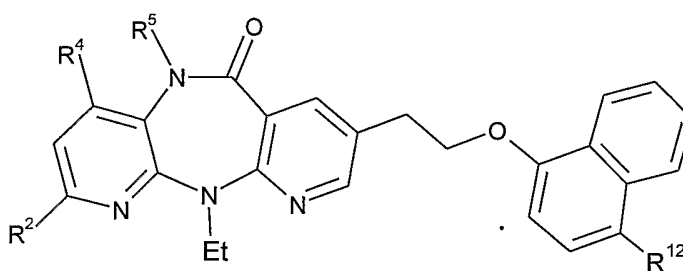


5 wherein R^{12} is selected from: $COCH_3$; $COO(C_{1-6})alkyl$; $CONHEt$, $CONMe_2$; and SO_2Me or $SO_2N(CH_3)_2$.

30. A compound according to claim 29 wherein R^{12} is $COMe$, $CONMe_2$, $COOMe$, COO^tBu , SO_2Me , or SO_2NMe_2 .

31. A compound according to claim 30 wherein R^{12} is $CONMe_2$, CO_2Me , COO^tBu or SO_2NMe_2 .

32. A compound according to claim 1, having the following formula:

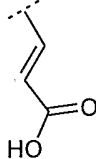
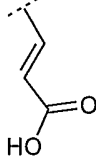


10

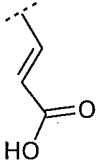
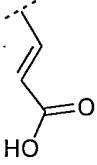
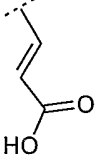
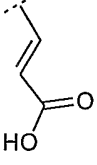
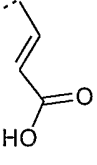
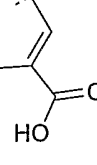
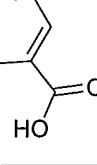
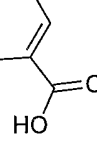
wherein R^2 , R^4 , R^5 and R^{12} are as defined as follows:

Entry #	R^2	R^4	R^5	R^{12}
1001	H	H	Me	COOH
1002	Cl	H	Me	COOH
1003	Me	H	Me	COOH
1004	F	Me	H	COOH

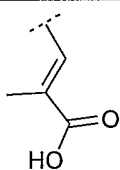
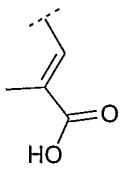
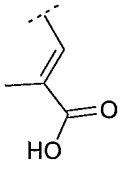
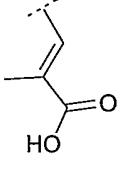
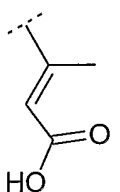
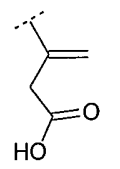
59

Entry #	R ²	R ⁴	R ⁵	R ¹²
1005	H	Me	H	COOH
1006	F	H	Me	COOH
1007	Cl	Me	H	COOH
1008	H	H	Me	CH ₂ COOH
1009	F	H	Me	CH ₂ COOH
1010	Cl	H	Me	CH ₂ COOH
1011	Me	H	Me	CH ₂ COOH
1012	Cl	Me	H	CH ₂ COOH
1013	H	Me	H	CH ₂ COOH
1014	F	Me	H	CH ₂ COOH
1015	H	H	Me	CH ₂ CONHNH ₂
1016	Cl	H	Me	CH ₂ CONHNH ₂
1017	NHNH ₂	H	Me	CH ₂ CONHNH ₂
1018	H	H	Me	CH ₂ CONH ₂
1019	H	H	Me	CH ₂ CONHSO ₂ Me
1020	H	H	Me	CH(Me)COOH
1021	H	H	Me	(CH ₂) ₂ COOH
1022	Cl	H	Me	(CH ₂) ₂ COOH
1023	F	H	Me	(CH ₂) ₂ COOH
1024	H	Me	H	(CH ₂) ₂ COOH
1025	Cl	Me	H	(CH ₂) ₂ COOH
1026	Me	H	Me	(CH ₂) ₂ COOH
1027	F	Me	H	(CH ₂) ₂ COOH
1028	H	H	Me	
1029	Cl	H	Me	

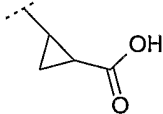
60

Entry #	R ²	R ⁴	R ⁵	R ¹²
1030	Cl	Me	H	
1031	H	Me	H	
1032	F	H	Me	
1033	Me	H	Me	
1034	F	Me	H	
1035	H	H	Me	
1036	Cl	H	Me	
1037	F	H	Me	

61

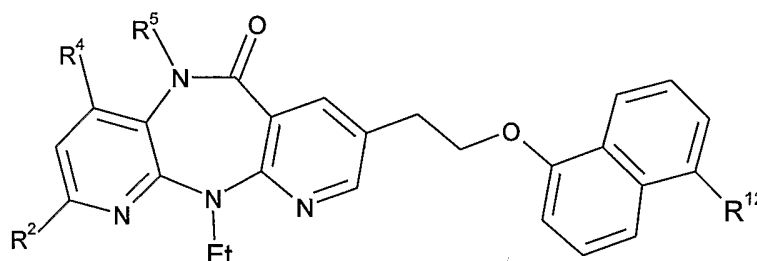
Entry #	R ²	R ⁴	R ⁵	R ¹²
1038	Me	H	Me	
1039	H	Me	H	
1040	Cl	Me	H	
1041	F	Me	H	
1042	H	H	Me	CH ₂ CH(Me)-COOH
1043	F	H	Me	CH ₂ CH(Me)-COOH
1044	Cl	H	Me	CH ₂ CH(Me)-COOH
1045	Me	H	Me	CH ₂ CH(Me)-COOH
1046	H	Me	H	CH ₂ CH(Me)-COOH
1047	Cl	Me	H	CH ₂ CH(Me)-COOH
1048	H	H	Me	
1049	H	H	Me	

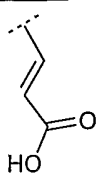
62

Entry #	R ²	R ⁴	R ⁵	R ¹²
1050	F	H	Me	
1051	H	H	Me	CH(Me)CH ₂ COOH

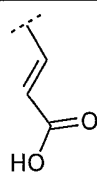
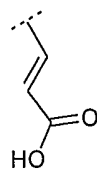
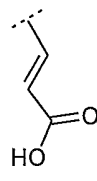
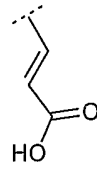
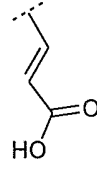
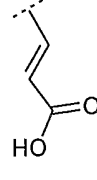
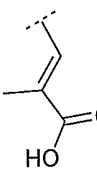
; and

33. A compound according to claim 1 having the following formula:

wherein R², R⁴, R⁵ and Qⁱⁱ are as defined as follows:

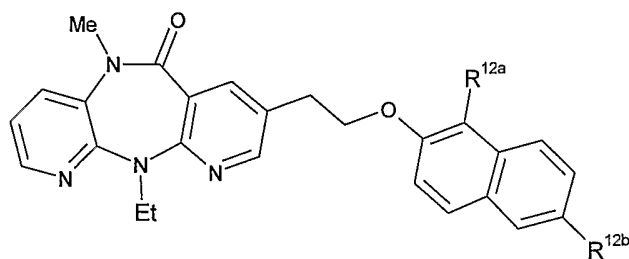
Entry #	R ²	R ⁴	R ⁵	R ¹²
2001	F	H	Me	NHSO ₂ Me
2002	F	H	Me	NHSO ₂ CF ₃
2003	H	H	Me	NHSO ₂ Me
2004	H	H	Me	SO ₂ NH ₂
2005	H	H	Me	SO ₂ NHAc
2006	H	H	Me	NHCO(CH ₂) ₂ COOH
2007	H	H	Me	NHCOCH ₂ C(Me) ₂ COOH
2008	H	H	Me	SO ₂ NHCH ₂ COOH
2009	H	H	Me	CH ₂ COOH
2010	H	H	Me	COOH
2011	H	H	Me	CH ₂ CH ₂ COOH
2012	H	H	Me	CH ₂ CONHSO ₂ Me
2013	H	H	Me	

63

Entry #	R ²	R ⁴	R ⁵	R ¹²
2014	F	H	Me	
2015	F	Me	H	
2016	Cl	H	Me	
2017	Me	H	Me	
2018	Cl	Me	H	
2019	H	Me	H	
2020	H	H	Me	CH ₂ CH ₂ CONHNH ₂
2021	H	H	Me	CH ₂ CH(Me)COOH
2022	H	H	Me	

64

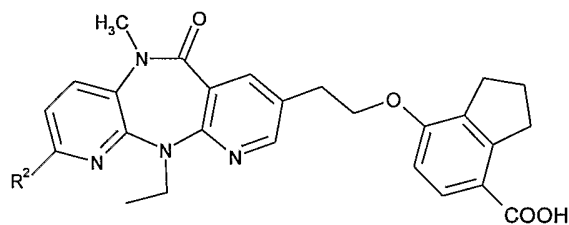
34. A compound according to claim 1 having the following formula:



wherein R^{12a} and R^{12b} are as defined as follows:

Entry #	R^{12a}	R^{12b}
3001	H	COOH
3002	H	CONHNH ₂
3003	H	CONHC(Me) ₂ COOH
3004	H	CH ₂ COOH
3005	H	CH ₂ CONHNH ₂
3006	CH ₃	CH ₂ COOH

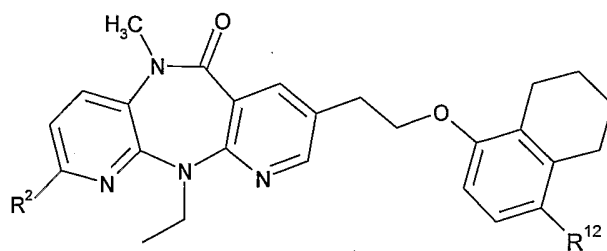
35. A compound according to claim 1 having the following formula:



5 wherein R^2 is defined as follows:

Entry #	R^2
4001	H
4002	Cl

36. A compound according to claim 1 having the following formula:

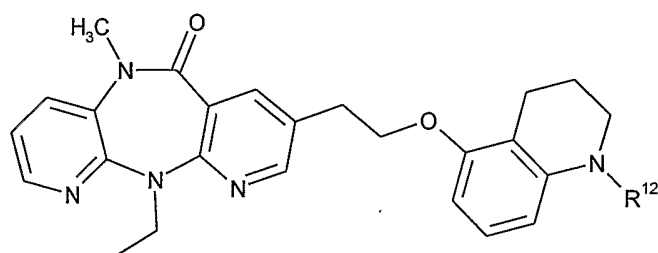


65

wherein R^2 and R^{12} are as defined as follows:

Entry #	R^2	R^{12}	
5001	H	COOH	;
5002	Cl	COOH	;
5003	F	COOH	;
5004	Me	COOH	;
5005	OMe	COOH	;
5006	H	CH ₂ COOH	;
5007	Cl	CH ₂ COOH	;
5008	F	CH ₂ COOH	;
5009	H	CH ₂ CH ₂ COOH	; and
5010	Cl	CH ₂ CH ₂ COOH	.

37. A compound according to claim 1 having the following formula:

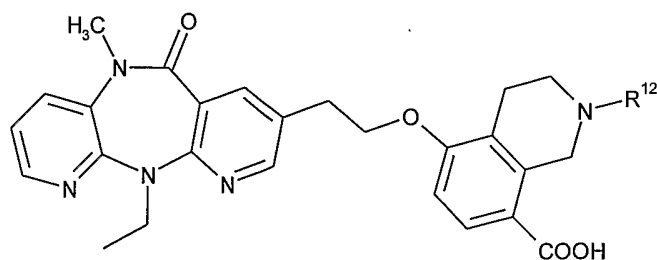


wherein R^{12} is defined as follows:

Entry #	R^{12}	
6001	CH ₂ COOH	;
6002	COCH ₂ COOH	and

5

38. A compound according to claim 1 having the following formula:



wherein R^{12} is as defined as follows:

66

Entry #	R ¹²
7002	COOMe ;
7003	COO- <i>t</i> -Bu ;
7004	COMe ;
7005	SO ₂ Me ;
7006	CONHEt ;
7007	CONMe ₂ ; and
7008	SO ₂ NMe ₂ .

39. A pharmaceutical composition for the treatment or prevention of HIV infection, comprising a compound of formula I, according to claim 1, or a pharmaceutically acceptable salt thereof, and a pharmaceutically acceptable carrier.

40. A method for the treatment or prevention of HIV infection, comprising administering to a patient an HIV inhibiting amount of a compound of formula I, according to claim 1, or a pharmaceutically acceptable salt thereof.

41. A method for the treatment or prevention of HIV infection, comprising administering to a patient an HIV inhibiting amount of a pharmaceutical composition, according to claim 39, or a pharmaceutically acceptable salt thereof.

42. According to a fifth aspect of the invention, there is provided a method for treating or preventing HIV infection comprising administering a compound of formula I, as described herein, in combination with an antiretroviral drug.

5

43. A method for preventing perinatal transmission of HIV-1 from mother to baby, comprising administering a compound of formula I, according to claim 1, to the mother before giving birth.

INTERNATIONAL SEARCH REPORT

In national Application No
PCT/CA 02/01161

A. CLASSIFICATION OF SUBJECT MATTER IPC 7 C07D471/14 A61K31/551 A61P31/18				
According to International Patent Classification (IPC) or to both national classification and IPC				
B. FIELDS SEARCHED				
Minimum documentation searched (classification system followed by classification symbols) IPC 7 C07D				
Documentation searched other than minimum documentation to the extent that such documents are included in the fields searched				
Electronic data base consulted during the international search (name of data base and, where practical, search terms used) EPO-Internal, WPI Data, PAJ				
C. DOCUMENTS CONSIDERED TO BE RELEVANT				
Category °	Citation of document, with indication, where appropriate, of the relevant passages	Relevant to claim No.		
P, Y	WO 01 96338 A (BOEHRINGER INGELHEIM) 20 December 2001 (2001-12-20) cited in the application page 1, line 1 -page 3, line 12; claims; examples ----	1-43		
Y	US 5 705 499 A (CYWIN ET. AL.) 6 January 1998 (1998-01-06) column 23, line 43 -column 28, line 42; claims; examples 92-97, 127, 128 ---- -/--	1-43		
<table style="width: 100%; border: none;"> <tr> <td style="width: 50%; border: none;"> <input checked="" type="checkbox"/> Further documents are listed in the continuation of box C. </td> <td style="width: 50%; border: none;"> <input checked="" type="checkbox"/> Patent family members are listed in annex. </td> </tr> </table>			<input checked="" type="checkbox"/> Further documents are listed in the continuation of box C.	<input checked="" type="checkbox"/> Patent family members are listed in annex.
<input checked="" type="checkbox"/> Further documents are listed in the continuation of box C.	<input checked="" type="checkbox"/> Patent family members are listed in annex.			
° Special categories of cited documents :				
<table style="width: 100%; border: none;"> <tr> <td style="width: 50%; border: none;"> *A* document defining the general state of the art which is not considered to be of particular relevance *E* earlier document but published on or after the international filing date *L* document which may throw doubts on priority claim(s) or which is cited to establish the publication date of another citation or other special reason (as specified) *O* document referring to an oral disclosure, use, exhibition or other means *P* document published prior to the international filing date but later than the priority date claimed </td> <td style="width: 50%; border: none;"> *T* later document published after the international filing date or priority date and not in conflict with the application but cited to understand the principle or theory underlying the invention *X* document of particular relevance; the claimed invention cannot be considered novel or cannot be considered to involve an inventive step when the document is taken alone *Y* document of particular relevance; the claimed invention cannot be considered to involve an inventive step when the document is combined with one or more other such documents, such combination being obvious to a person skilled in the art. *&* document member of the same patent family </td> </tr> </table>			*A* document defining the general state of the art which is not considered to be of particular relevance *E* earlier document but published on or after the international filing date *L* document which may throw doubts on priority claim(s) or which is cited to establish the publication date of another citation or other special reason (as specified) *O* document referring to an oral disclosure, use, exhibition or other means *P* document published prior to the international filing date but later than the priority date claimed	*T* later document published after the international filing date or priority date and not in conflict with the application but cited to understand the principle or theory underlying the invention *X* document of particular relevance; the claimed invention cannot be considered novel or cannot be considered to involve an inventive step when the document is taken alone *Y* document of particular relevance; the claimed invention cannot be considered to involve an inventive step when the document is combined with one or more other such documents, such combination being obvious to a person skilled in the art. *&* document member of the same patent family
A document defining the general state of the art which is not considered to be of particular relevance *E* earlier document but published on or after the international filing date *L* document which may throw doubts on priority claim(s) or which is cited to establish the publication date of another citation or other special reason (as specified) *O* document referring to an oral disclosure, use, exhibition or other means *P* document published prior to the international filing date but later than the priority date claimed	*T* later document published after the international filing date or priority date and not in conflict with the application but cited to understand the principle or theory underlying the invention *X* document of particular relevance; the claimed invention cannot be considered novel or cannot be considered to involve an inventive step when the document is taken alone *Y* document of particular relevance; the claimed invention cannot be considered to involve an inventive step when the document is combined with one or more other such documents, such combination being obvious to a person skilled in the art. *&* document member of the same patent family			
Date of the actual completion of the international search 17 October 2002	Date of mailing of the international search report 24/10/2002			
Name and mailing address of the ISA European Patent Office, P.B. 5818 Patentlaan 2 NL - 2280 HV Rijswijk Tel. (+31-70) 340-2040, Tx. 31 651 epo nl, Fax: (+31-70) 340-3016	Authorized officer Helps, I			

INTERNATIONAL SEARCH REPORT

International Application No
PCT/CA 02/01161

C.(Continuation) DOCUMENTS CONSIDERED TO BE RELEVANT

Category °	Citation of document, with indication, where appropriate, of the relevant passages	Relevant to claim No.
Y	J. M. KLUNDER ET.AL.: "Novel Nonnucleoside Inhibitors of HIV-1 Reverse Transcriptase. 7. 8-Arylethylidipyrido-diazepinones as Potent broad-Spectrum Inhibitors of Wild-Type and Mutant Enzymes. " JOURNAL OF MEDICINAL CHEMISTRY, vol. 41, no. 16, 1998, page 2960-71 XP002181339 tables 1-3	1-43
Y	C. L. CYWIN ET. AL.: "Novel Nonnucleoside Inhibitors of HIV-1 Reverse Transcriptase. 8. 8-Aryloxymethyl and 8-Arylthiomethyl-dipyridodiazepinones." JOURNAL OF MEDICINAL CHEMISTRY, vol. 41, no. 16, 1998, pages 2972-84, XP002181340 table 1	1-43

INTERNATIONAL SEARCH REPORT

International application No.
PCT/CA 02/01161

Box I Observations where certain claims were found unsearchable (Continuation of item 1 of first sheet)

This International Search Report has not been established in respect of certain claims under Article 17(2)(a) for the following reasons:

1. Claims Nos.:
because they relate to subject matter not required to be searched by this Authority, namely:

Although claims 40-43 are directed to a method of treatment of the human/animal body, the search has been carried out and based on the alleged effects of the compound/composition.
2. Claims Nos.:
because they relate to parts of the International Application that do not comply with the prescribed requirements to such an extent that no meaningful International Search can be carried out, specifically:
3. Claims Nos.:
because they are dependent claims and are not drafted in accordance with the second and third sentences of Rule 6.4(a).

Box II Observations where unity of invention is lacking (Continuation of item 2 of first sheet)

This International Searching Authority found multiple inventions in this international application, as follows:

1. As all required additional search fees were timely paid by the applicant, this International Search Report covers all searchable claims.
2. As all searchable claims could be searched without effort justifying an additional fee, this Authority did not invite payment of any additional fee.
3. As only some of the required additional search fees were timely paid by the applicant, this International Search Report covers only those claims for which fees were paid, specifically claims Nos.:
4. No required additional search fees were timely paid by the applicant. Consequently, this International Search Report is restricted to the invention first mentioned in the claims; it is covered by claims Nos.:

Remark on Protest

- The additional search fees were accompanied by the applicant's protest.
- No protest accompanied the payment of additional search fees.

INTERNATIONAL SEARCH REPORT
Information on patent family members

International Application No
PCT/CA 02/01161

Patent document cited in search report		Publication date	Patent family member(s)	Publication date
WO 0196338	A	20-12-2001	AU 7037001	24-12-2001
			BR 0102377	19-02-2002
			WO 0196338	20-12-2001
			US 2002028807	07-03-2002

US 5705499	A	06-01-1998	CA 2187146	07-04-1997
			EP 0767172	09-04-1997
			JP 9188680	22-07-1997
