



US00D656305S

(12) **United States Design Patent**  
**Harper**

(10) **Patent No.:** **US D656,305 S**

(45) **Date of Patent:** **\*\* Mar. 27, 2012**

(54) **SHOE TREAD**

(75) Inventor: **Kenneth Golden Harper**, Orem, UT (US)

(73) Assignee: **Icon IP, Inc.**, Logan, UT (US)

(\*\*) Term: **14 Years**

(21) Appl. No.: **29/392,441**

(22) Filed: **May 20, 2011**

(51) **LOC (9) Cl.** ..... **02-04**

(52) **U.S. Cl.** ..... **D2/960; D2/951; D2/954; D2/958**

(58) **Field of Classification Search** ..... **D2/902, D2/906, 908, 916, 918, 925, 946-962, 977; 36/3 B, 22 R, 24.5, 25 R, 28, 32 R, 34 R, 36/59 C, 67 A, 103**

See application file for complete search history.

(56) **References Cited**

**U.S. PATENT DOCUMENTS**

|           |    |   |         |                 |       |         |
|-----------|----|---|---------|-----------------|-------|---------|
| 4,266,349 | A  | * | 5/1981  | Schmohl         | ..... | 36/32 R |
| D319,338  | S  | * | 8/1991  | Nakano          | ..... | D2/954  |
| 6,357,145 | B1 | * | 3/2002  | James           | ..... | 36/115  |
| D456,982  | S  | * | 5/2002  | Rogers          | ..... | D2/957  |
| D473,698  | S  | * | 4/2003  | St-Louis        | ..... | D2/957  |
| D487,616  | S  | * | 3/2004  | Rogers et al.   | ..... | D2/956  |
| D502,595  | S  | * | 3/2005  | Sonnergren      | ..... | D2/955  |
| D515,291  | S  | * | 2/2006  | Sonnergren      | ..... | D2/954  |
| D550,437  | S  | * | 9/2007  | Belley et al.   | ..... | D2/953  |
| D560,336  | S  | * | 1/2008  | Nakashima       | ..... | D2/959  |
| D569,590  | S  | * | 5/2008  | Hatfield et al. | ..... | D2/952  |
| D574,130  | S  | * | 8/2008  | Le              | ..... | D2/956  |
| D578,282  | S  | * | 10/2008 | Duffy           | ..... | D2/955  |
| D586,991  | S  | * | 2/2009  | Fuerst          | ..... | D2/957  |
| D593,291  | S  | * | 6/2009  | Chen            | ..... | D2/953  |
| D594,195  | S  | * | 6/2009  | Nakano          | ..... | D2/957  |
| D601,334  | S  | * | 10/2009 | Werman          | ..... | D2/959  |
| D602,683  | S  | * | 10/2009 | Roundhouse      | ..... | D2/957  |

|              |    |   |         |                 |       |        |
|--------------|----|---|---------|-----------------|-------|--------|
| D615,740     | S  | * | 5/2010  | Banik et al.    | ..... | D2/956 |
| D625,906     | S  | * | 10/2010 | Zhang           | ..... | D2/898 |
| D626,311     | S  | * | 11/2010 | Zhang           | ..... | D2/898 |
| D626,320     | S  | * | 11/2010 | Anderson        | ..... | D2/957 |
| D627,549     | S  | * | 11/2010 | Skaja et al.    | ..... | D2/961 |
| D630,420     | S  | * | 1/2011  | Truelsen        | ..... | D2/951 |
| D632,879     | S  | * | 2/2011  | Merkazy et al.  | ..... | D2/953 |
| D634,527     | S  | * | 3/2011  | Butler          | ..... | D2/954 |
| D639,040     | S  | * | 6/2011  | Skaja et al.    | ..... | D2/961 |
| D641,144     | S  | * | 7/2011  | McCarron et al. | ..... | D2/951 |
| 2010/0293811 | A1 | * | 11/2010 | Truelsen        | ..... | 36/28  |
| 2010/0307025 | A1 | * | 12/2010 | Truelsen et al. | ..... | 36/28  |

\* cited by examiner

*Primary Examiner* — T. Chase Nelson

(74) *Attorney, Agent, or Firm* — Richard K. C. Chang, II

(57) **CLAIM**

The ornamental design for a shoe tread, as shown and described.

**DESCRIPTION**

FIG. 1 is a perspective view of a right shoe, embodying my new shoe tread design, a left shoe tread being a mirror image thereto;

FIG. 2 is a right view thereof;

FIG. 3 is a left view thereof;

FIG. 4 is a top view thereof;

FIG. 5 is a bottom view thereof;

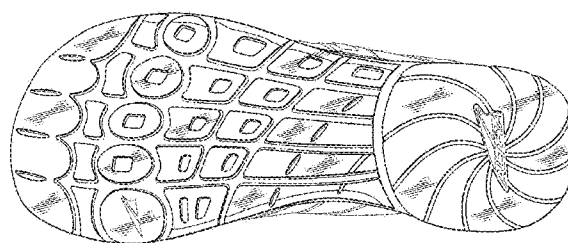
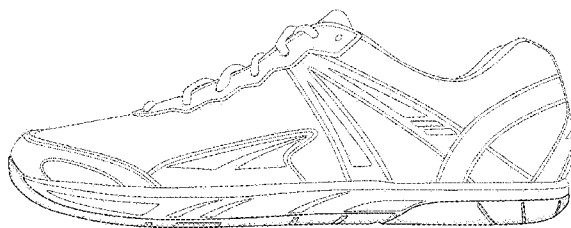
FIG. 6 is a front view thereof; and,

FIG. 7 is a rear view thereof.

FIGS. 1-7 depict a first embodiment of a shoe tread for a right shoe, a second embodiment is a shoe tread for a left shoe, which is a mirror image thereto.

The broken lines are directed to environment and are for illustrative purposes only; the broken lines form no part of the claimed design.

**1 Claim, 6 Drawing Sheets**



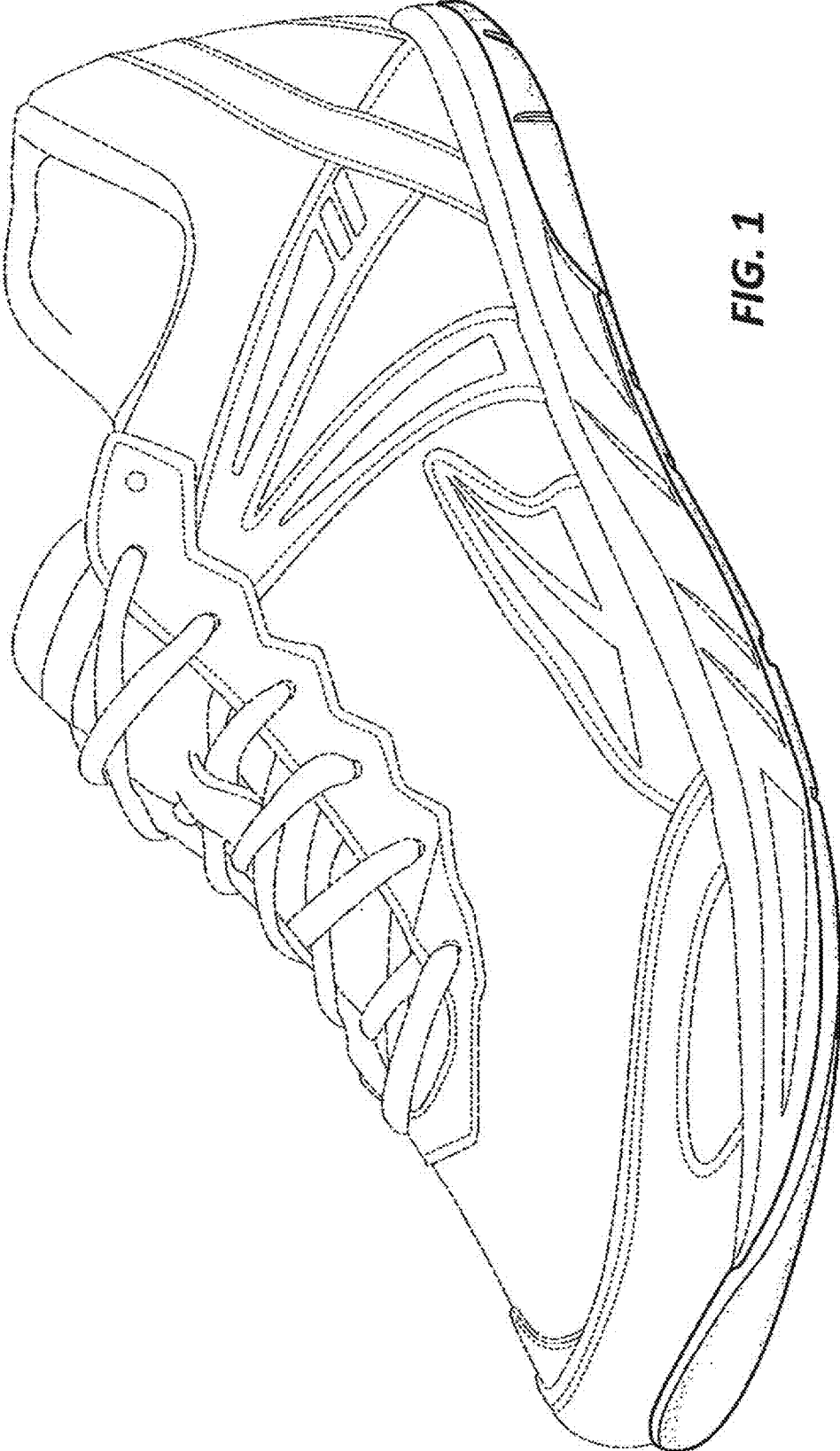


FIG. 1

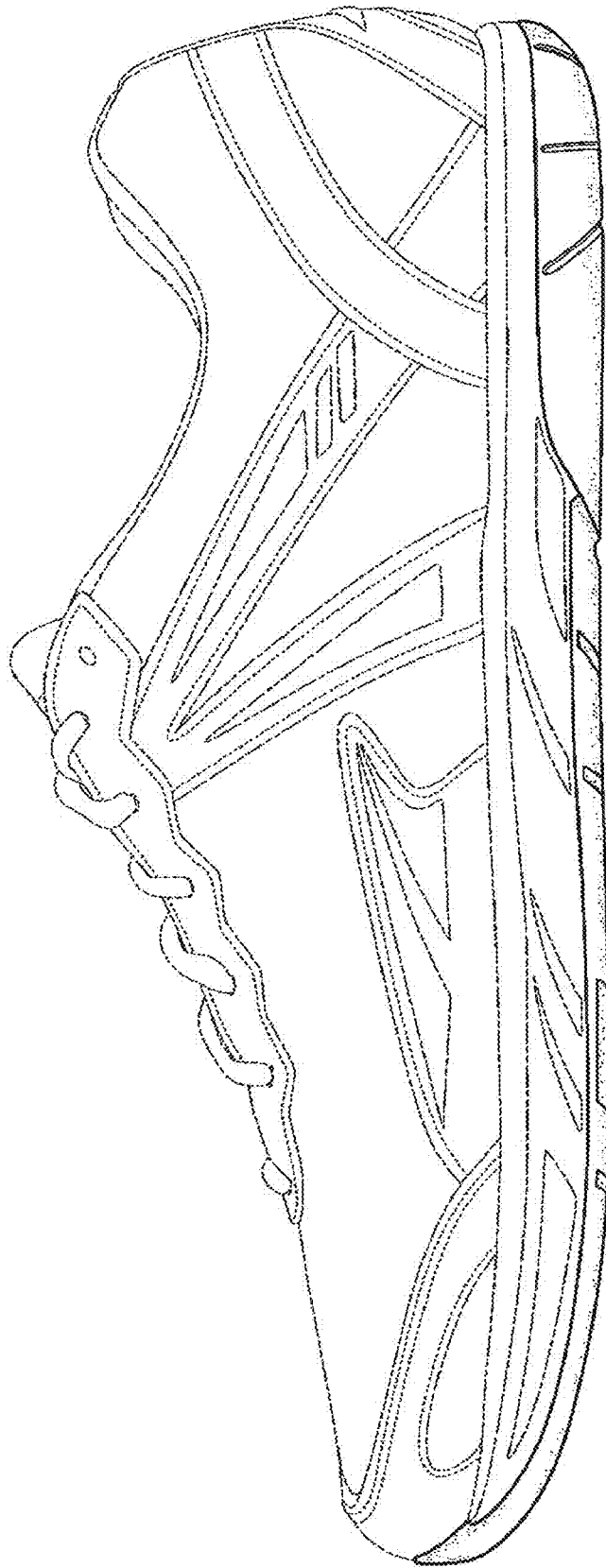


FIG. 2

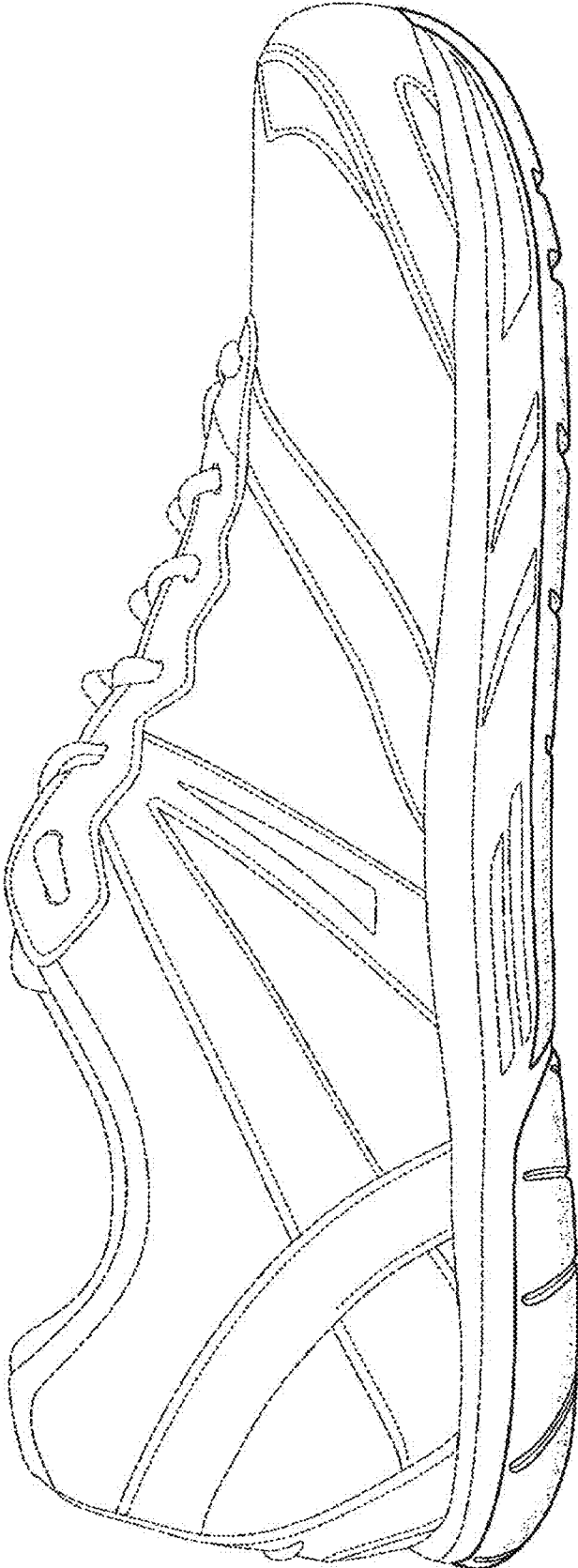


FIG. 3

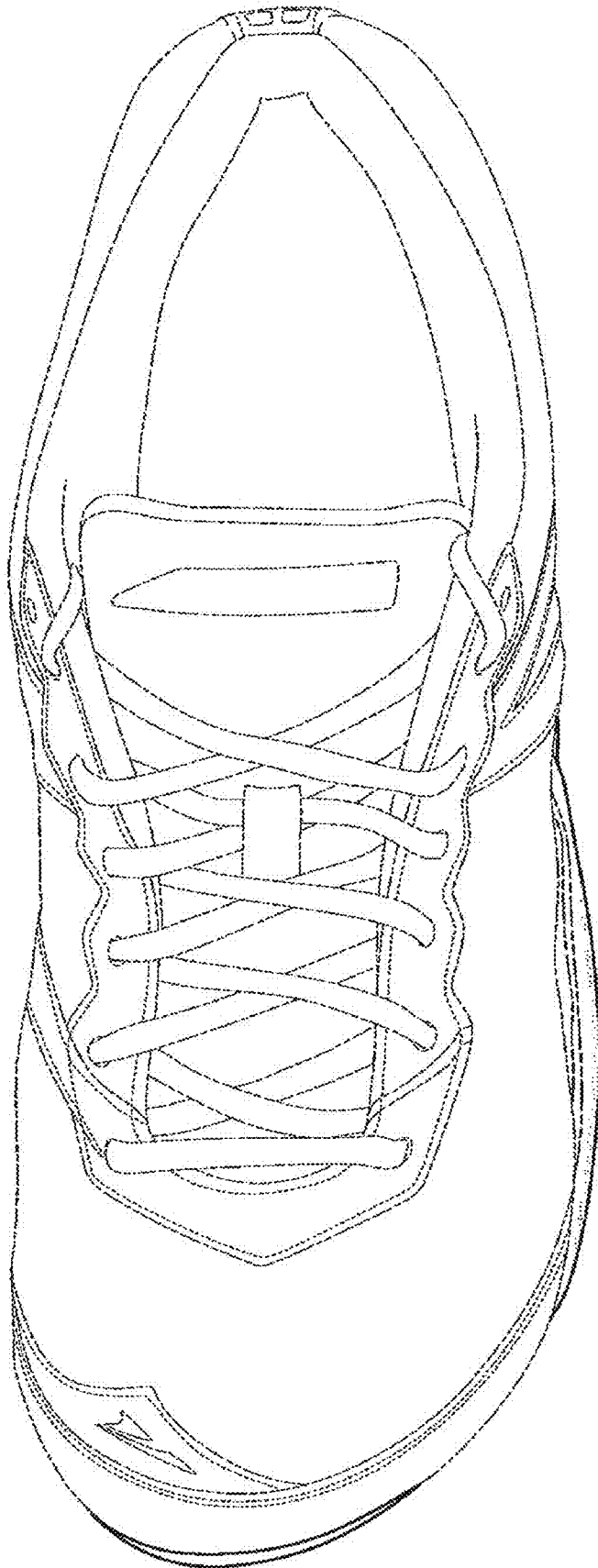


FIG. 4

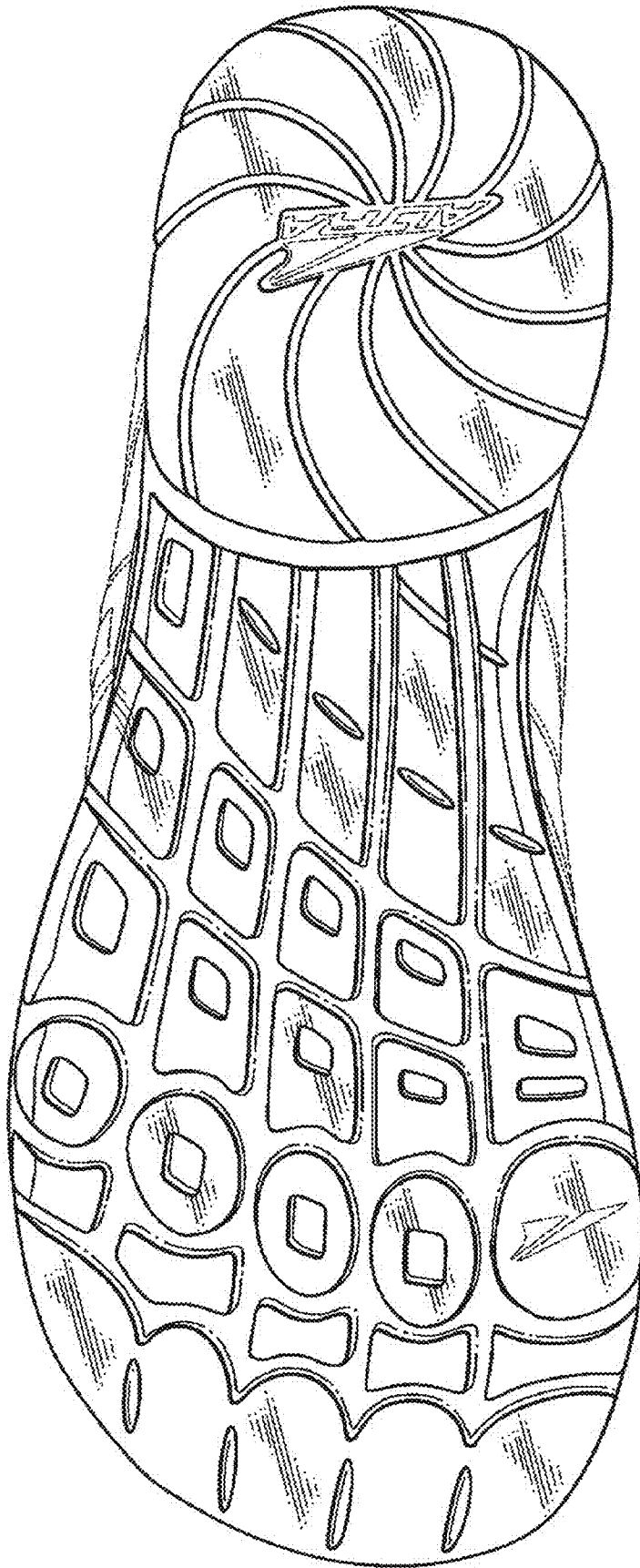


FIG. 5

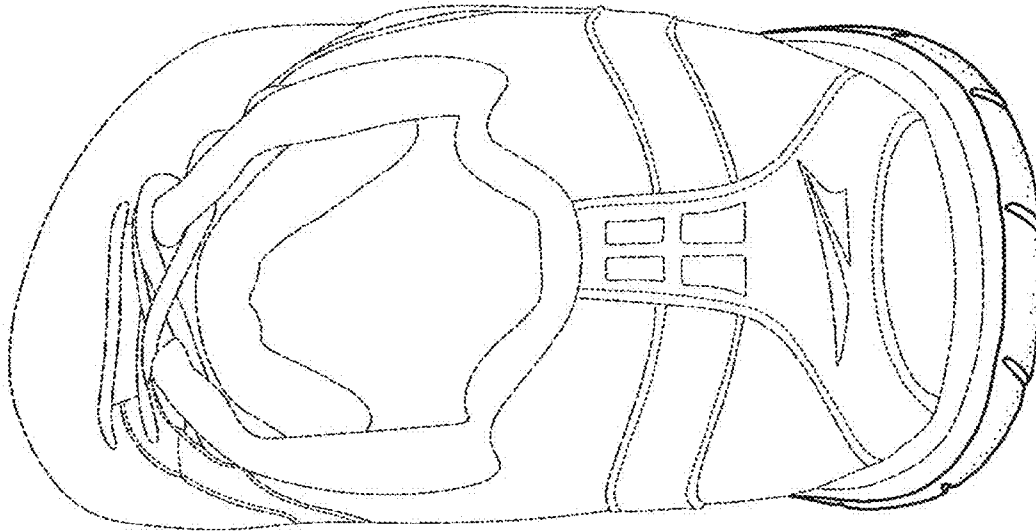


FIG. 7

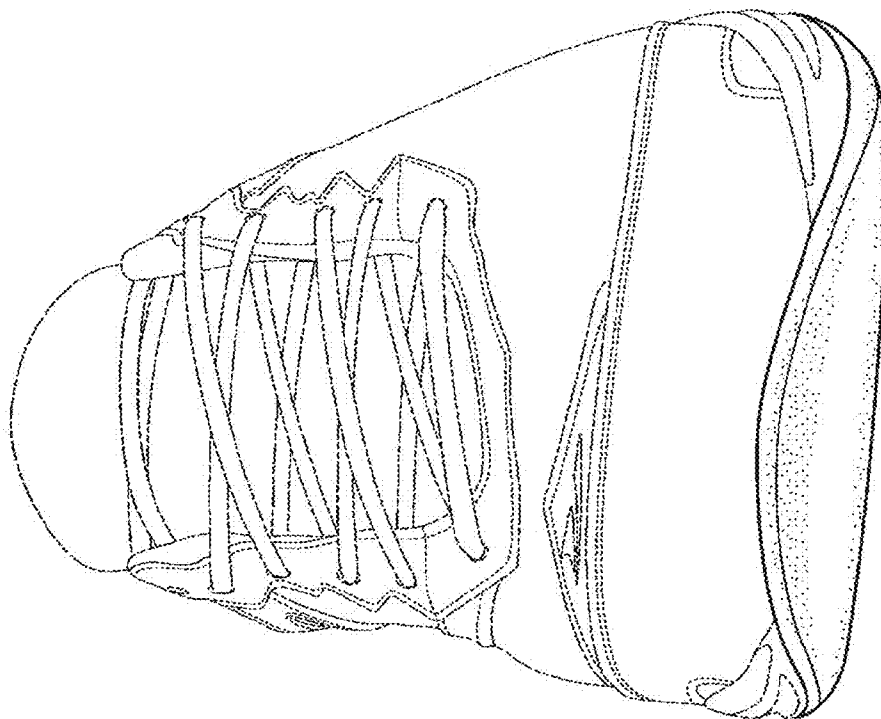


FIG. 6