



US00D763578S

(12) **United States Design Patent**
Kato et al.

(10) **Patent No.:** **US D763,578 S**

(45) **Date of Patent:** **** Aug. 16, 2016**

(54) **INTERDENTAL CLEANING TOOL**

(71) Applicant: **SUNSTAR SUISSE SA**

(72) Inventors: **Keisuke Kato**, Takatsuki (JP); **Anri Gengyo**, Takatsuki (JP); **Tetsuya Takahashi**, Takatsuki (JP); **Nobuharu Matsudomi**, Takatsuki (JP)

(73) Assignee: **SUNSTAR SUISSE SA**, Etoy (CH)

(**) Term: **15 Years**

(21) Appl. No.: **29/543,357**

(22) Filed: **Oct. 23, 2015**

Related U.S. Application Data

(62) Division of application No. 29/446,600, filed on Feb. 26, 2013, now Pat. No. Des. 744,756.

(30) **Foreign Application Priority Data**

Aug. 30, 2012 (JP) D2012-20853
Aug. 30, 2012 (JP) D2012-20854

(51) **LOC (10) Cl.** **04-02**

(52) **U.S. Cl.**
USPC **D4/111; D4/128**

(58) **Field of Classification Search**

USPC D4/111, 128, 131, 132, 138; D28/65, D28/68; 132/216, 218, 321, 329
CPC A46B 3/00; A46B 3/005; A46B 3/04; A46B 3/18; A46B 5/02; A46B 5/021; A46B 5/023; A46B 5/025; A46B 5/026; A46B 9/02; A46B 9/021; A46B 13/003; A46B 13/006; A46B 15/0069; A46B 15/0071; A46B 15/0073; A46B 2200/00; A46B 2200/01; A46B 2200/1053; A46B 2200/108; A61C 15/00; A61C 15/02; A61C 15/04; A61C 15/042; A61C 15/046; A61C 15/048

See application file for complete search history.

(56) **References Cited**

U.S. PATENT DOCUMENTS

3,779,256 A 12/1973 Maloney et al.
D294,072 S 2/1988 Stern et al.
D521,737 S 5/2006 Siemer
D536,529 S * 2/2007 Antler D4/111
D674,610 S 1/2013 Eatherton
2010/0024839 A1 2/2010 Kalbfeld et al.
2014/0166043 A1 6/2014 Dishon

FOREIGN PATENT DOCUMENTS

JP 3049028 U 5/1998
JP 1454155 S 10/2010
JP 2013188299 A * 9/2013
WO WO 2010128591 A1 * 11/2010 A46B 3/18

* cited by examiner

Primary Examiner — Robin V Webster

Assistant Examiner — Lavone D Tabor

(74) *Attorney, Agent, or Firm* — Kratz, Quintos & Hanson, LLP

(57) **CLAIM**

The ornamental design for an interdental cleaning tool, as shown and described.

DESCRIPTION

FIG. 1 is a perspective view of the interdental cleaning tool of the present invention;

FIG. 2 is a front view thereof;

FIG. 3 is a back view thereof;

FIG. 4 is a right side view thereof;

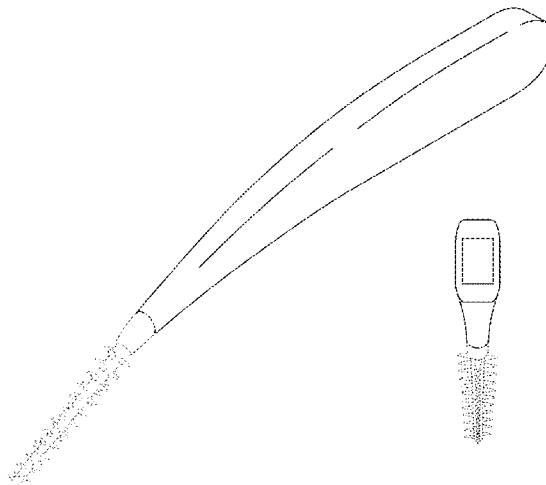
FIG. 5 is a left side view thereof;

FIG. 6 is a top plan view thereof; and,

FIG. 7 is a bottom view thereof.

The broken lines showing a head illustrate portions of the interdental cleaning tool form no part of the claimed design.

1 Claim, 7 Drawing Sheets



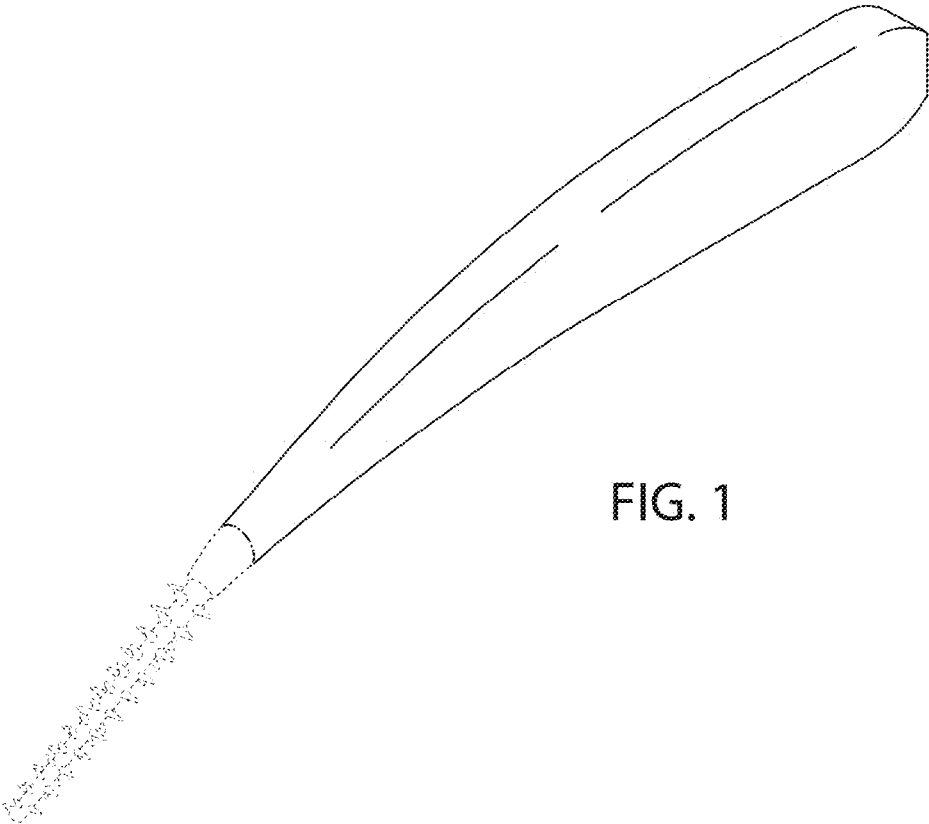


FIG. 1

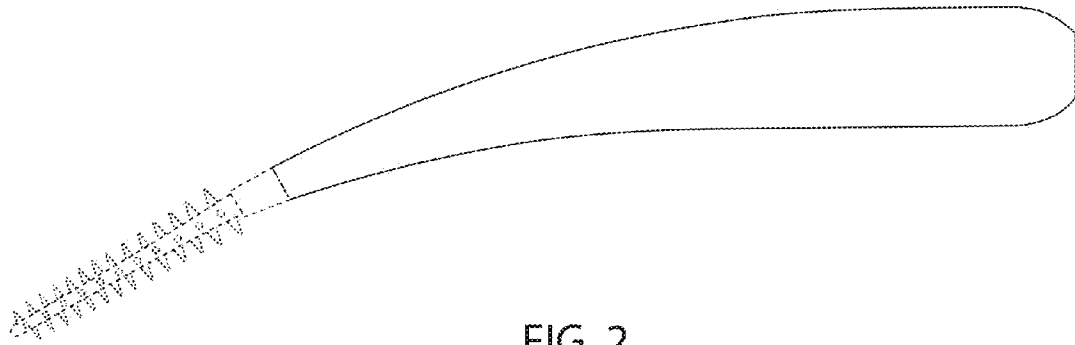


FIG. 2

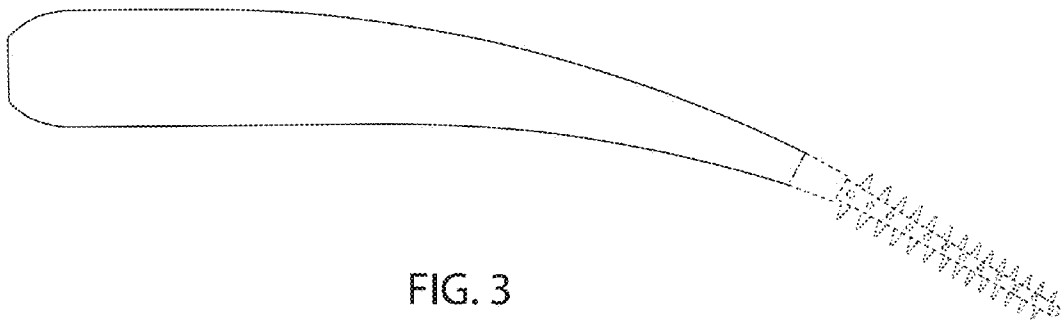


FIG. 3



FIG. 4



FIG. 5




FIG. 6




FIG. 7