

(19) World Intellectual Property Organization
International Bureau



(43) International Publication Date
3 March 2005 (03.03.2005)

PCT

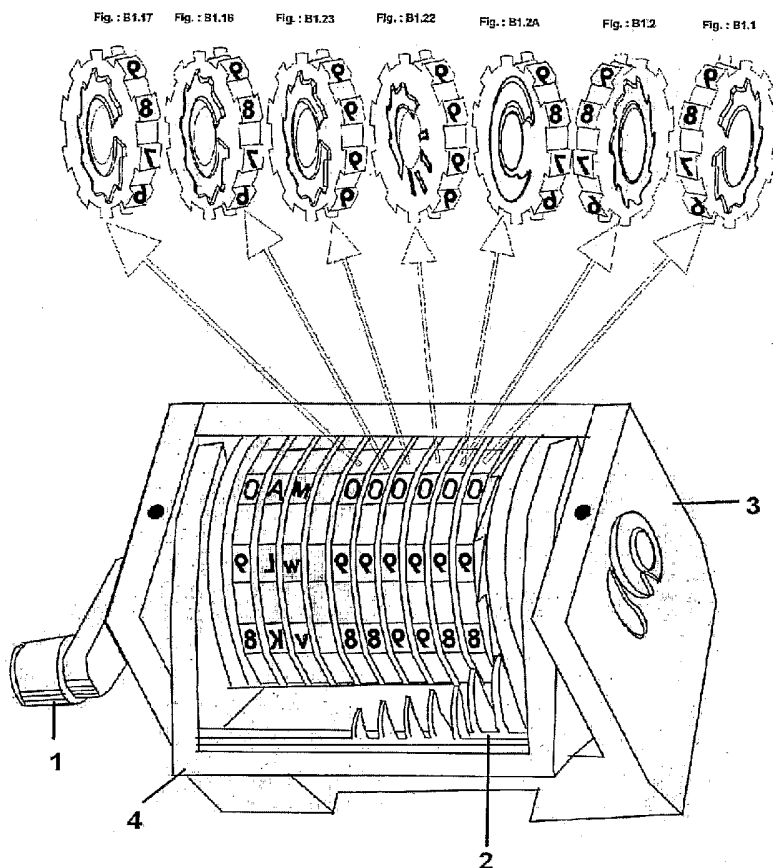
(10) International Publication Number
WO 2005/018945 A1

- (51) International Patent Classification⁷: B41K 3/10, B41F 33/00
- (21) International Application Number: PCT/IN2004/000254
- (22) International Filing Date: 20 August 2004 (20.08.2004)
- (25) Filing Language: English
- (26) Publication Language: English
- (30) Priority Data: 677/CHE/03 22 August 2003 (22.08.2003) IN
- (71) Applicant and
- (72) Inventor: SAMANTA, Tara, Sankar [IN/IN]; Quarters No D-25, Note Mudra Nagar, Mysore 570003 (IN).
- (74) Agents: LAKSHMIKUMARAN, Varadharchari et al.; Lakshmikumaran & Sridharan, B-4/158, Safdarjung Enclave, New Delhi 110029 (IN).

- (81) Designated States (unless otherwise indicated, for every kind of national protection available): AE, AG, AL, AM, AT, AU, AZ, BA, BB, BG, BR, BW, BY, BZ, CA, CH, CN, CO, CR, CU, CZ, DE, DK, DM, DZ, EC, EE, EG, ES, FI, GB, GD, GE, GH, GM, HR, HU, ID, IL, IN, IS, JP, KE, KG, KP, KR, KZ, LC, LK, LR, LS, LT, LU, LV, MA, MD, MG, MK, MN, MW, MX, MZ, NA, NI, NO, NZ, OM, PG, PH, PL, PT, RO, RU, SC, SD, SE, SG, SK, SL, SY, TJ, TM, TN, TR, TT, TZ, UA, UG, US, UZ, VC, VN, YU, ZA, ZM, ZW.
- (84) Designated States (unless otherwise indicated, for every kind of regional protection available): ARIPO (BW, GH, GM, KE, LS, MW, MZ, NA, SD, SL, SZ, TZ, UG, ZM, ZW), Eurasian (AM, AZ, BY, KG, KZ, MD, RU, TJ, TM), European (AT, BE, BG, CH, CY, CZ, DE, DK, EE, ES, FI, FR, GB, GR, HU, IE, IT, LU, MC, NL, PL, PT, RO, SE, SI, SK, TR), OAPI (BF, BJ, CF, CG, CI, CM, GA, GN, GQ, GW, ML, MR, NE, SN, TD, TG).

[Continued on next page]

(54) Title: A METHOD AND AN APPARATUS FOR PRINTING SEQUENTIAL CHARACTERS



(57) Abstract: The present invention relates to method and an apparatus for sequential printing of characters. The apparatus is a numbering box with a plurality of numbering wheels viz., unit wheel, tenth wheel, 100th wheel, 1000th wheel, 10000th wheel and 100000th wheel, which are provided with a combination of ratchet and groove profiles on side-surfaces, numbers engraved on the periphery and are operably interconnected. The 100th and 1000th wheels provided with a combination of uniquely designed multiple grooves and ratchets. The numbering boxes are arranged in the form of a matrix of maximum rows (mr) and maximum columns (mc), to print first sheet. Thereafter, printing of characters on the second sheet till the next 99 sheets occurs. Finally printing from 101st sheet onwards till desired number of sheets is performed after assigning suitable value to first numbering box of 101st sheet by using the character profile of 100th and 1000th wheels.

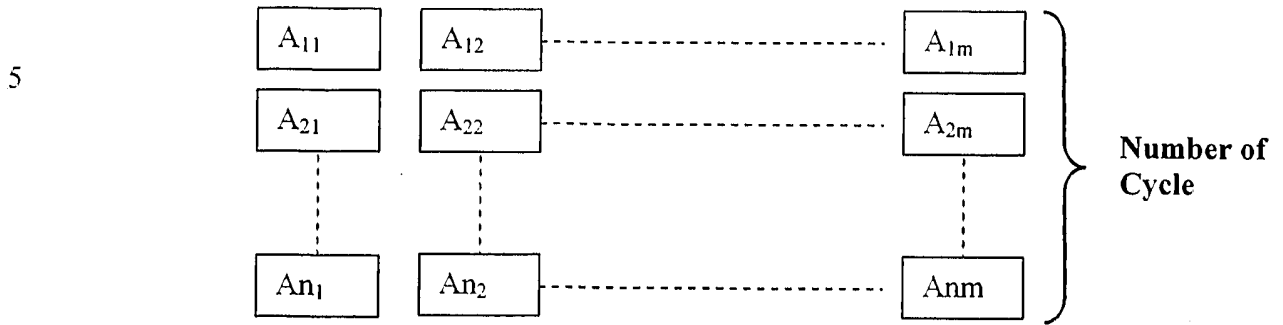
WO 2005/018945 A1



Published:

- *with international search report*
- *before the expiration of the time limit for amending the claims and to be republished in the event of receipt of amendments*

For two-letter codes and other abbreviations, refer to the "Guidance Notes on Codes and Abbreviations" appearing at the beginning of each regular issue of the PCT Gazette.



10 In the above example, the numbering boxes of A_{11} and A_{12} cannot be set serially, because after one cycle A_{11} will be equal to previous setting of A_{12} . So after processing of all the cycles, we will get the serial numbering like $A_{11}, A_{21}, A_{31}, \dots, A_{n1}$ and similarly from another column. If A_{12} is set to the next number of A_{n1} then A_{11} to A_{n2} will form the sequence. In this way A_{11} to A_{nm} can form a serial sequence. Hence, in partial processing we will not get serial tokens. Thus we have to wait till the completion of numbering to get all the tokens in serial order. Hence no automation can be implemented for further processing like packing unless all cycle is completed. Hence Conventional System is not suitable for unique sequential numbering of multi tokens output process.

20 SPaNS (Sequential Packet Numbering System) is another numbering system that was invented to minimize the above drawbacks in the Conventional System. SPaNS is used in the processing of sheets having tokens/packets in the multiple of 10 per sheet. For example fifty packets (for 50 notes per sheet) are obtained after cutting one block (100 sheet) in SPaNS, which will produce 5 bundles. Each bundle having tokens numbered of least significant three digits 001 to 000, as for example, first note number 000001 to 1000th note (bottom note of the bundle) number 001000. The above 5 bundles produced from one block are not in sequence. Normally, the above process is done in a decrement pattern that is, from maximum number to minimum number. This is called backward numbering.

30 From the above two methods bundles in complete sequence cannot be obtained. So even after applying the SPaNS fully sequential bundle are not achieved, which is highly required for further processing like packing. Here manual arrangement is required after completion of cutting of all 20000 sheets (to produce 1000000 notes and 50 notes per sheet). Hence no automation can be implemented between cutting and packing in any similar printing press of the world where sequential bundle packing is required.

5 Primarily, in order to overcome the limitations as cited above, the numbering system of the present invention is developed. This numbering system is applicable for processing of sheets having tokens (eg. notes) in the multiples of 10 per sheet.

Objects of the invention

10 The primary object of the present invention is to provide a method and an apparatus for sequential printing of characters on a medium.

An object of the present invention is to provide a method and a numbering apparatus with wheels having unique profile of ratchet and grooves to achieve sequential printing.

Another object of the present invention is to provide a method and a numbering apparatus to achieve sequentially numbered bundle of sheets/notes.

15 Another object of the present invention is to provide a method and a numbering apparatus to achieve sequential numbers by generating unique set of numbers from each of plurality of numbering boxes.

20 Yet another object of the present invention is to provide a method and a numbering apparatus to completely avoid any manual interference during the sequential process involving printing, cutting and packing.

Summary of the invention

The present invention provides a method and an apparatus for sequential printing of characters on a medium like sheets. The apparatus of the present invention is a numbering box having a plurality of numbering wheels which are in turn provided with unique profile
25 of ratchets and grooves to achieve sequential printing and thereby complete automation ranging from Printing, Cutting and packing of media bundles. The numbering wheels are provided with a unique combination of ratchet and groove profiles, said profiles disposed on the side-surfaces of the respective wheels. The first numbering wheel is a unit wheel with a combination of ratchet and groove profile. The tenth wheel with a combination of a grooved
30 and a non-grooved ratchet. The 100th and 1000th wheels provided with a combination of uniquely designed multiple grooves and ratchets. The 10000th and 100000 wheels are provided with a single grooved ratchet. The wheels of the numbering box are operably interconnected by means of actuating pawls. The present invention also provides a method for sequential printing of characters, wherein the desired sequential initialization of
35 characters/numbers that are required to be printed on a sheet initially is performed by

5 suitably adjusting printing face of the numbering wheels of all numbering boxes. The numbering boxes are arranged in a unique combination in the form of a matrix of maximum rows (mr) and maximum columns (mc), to print on the first sheet. Printing of numbering boxes is performed row wise starting from first row (i.e, row mr). After printing the first sheet, the numbering boxes are actuated and the printing faces of the wheel change
10 according to the profiles of the ratchet and grooves. Thereafter printing of characters on the second sheet occurs and printing is continued for next 99 sheets. After 100th sheet the first number box of the 101st sheet is assigned a suitable value by using the character profile of 100th and 1000th wheels. Finally, printing of sheets from 101st sheet onwards is performed till desired maximum number of sheets is printed, to obtain sequential numbered bundles;
15 said sequence from 101st sheet is according to last numbering box of the 100th sheet.

Brief description of the drawings

Fig 1 depicts the numbering box apparatus of the present invention

Fig 2, which is provide in continuous series, depicts an exemplary embodiment of ratchet and groove profiles of wheels of the numbering box for printing 50 up sheets

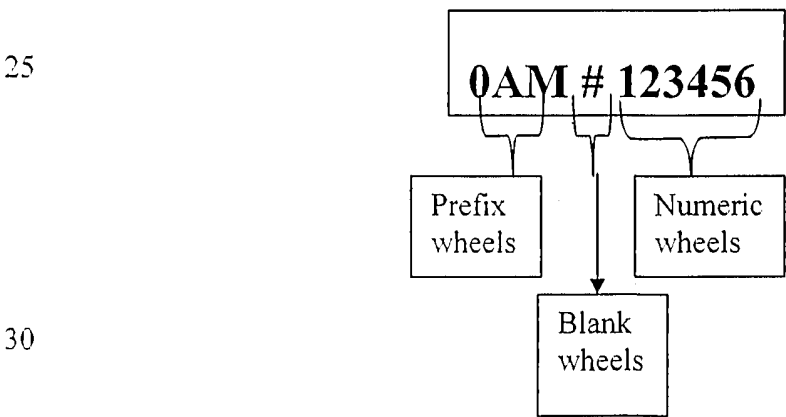
20 **Fig 3** depicts the additional unique 100th and 1000th wheels that are required to print 20 and 40 up sheets in addition to the ones depicted in **Fig 2**.

Detailed description of the invention

The present invention provides a method and a numbering apparatus with wheels having unique profile of ratchets and grooves to achieve sequential printing of characters on sheets.
25 By adopting the method of the present invention the steps of printing, cutting and packing is totally automated.

The preferred embodiments of the present invention are explained in conjunction with the accompanied diagrams. The present invention provides a numbering apparatus for sequential printing of characters. The numbering apparatus comprises a plurality of numbering wheels.
30 An external view of a single numbering box unit is shown in **Fig 1**. The numbering box of the present invention comprises an outer casing (3) which is made out of hard metal and this casing (3) accommodates the entire numbering box assembly. The side walls of the casing (3) have a circular slot driven through them at the center. A crank housing (4) which is made up of hard metal is placed within the casing (3). The crank housing (4) is dimensionally
35 adjusted so as to fit perfectly within the casing (3). Circular slots are disposed in the crank

5 housing (4) so as to be in perfect alignment with the circular slots of the side walls of the casing (3). A metallic cylindrical shaft member is disposed within the crank housing (4) extending from the circular slot of one side wall of the crank housing (4) to the circular slot of the other side wall of the crank housing (4). A plurality of numbering wheels is mounted on the cylindrical shaft member. The wheels are mounted on the shaft with a slide fit, which
 10 enables friction free rotation of the wheels along with the shaft. The wheels are circular in shape having ten digits (characters) engraved on the periphery of each wheel. The mirror images of the required digits are engraved on the periphery of each wheel, as per the required sequence. The plurality of numbering wheels will be in use depending on the application. For example, to print one million note pieces minimum six numbering wheels
 15 are used, to number from 000000 to 999999. The 1000000th note is produced in different process or one additional wheel may be incorporated for the same. For the above numbering, the numbering box shall have 6 numbering wheels i.e. from unit wheel to 1 lakh wheel. In practice, each numbering box is provided with 6 numbering wheels, 1 blank wheel, 3 prefix wheels. The prefix wheels may be numeric or an alphabet. The prefix wheels are fixed
 20 through out the numbering of the million notes. These prefix wheels are of both numeric and alphabet type and are used according to denomination. The format of numbering of any currency note, cheque or any other documents wherever there is a requirement of generating numbers in sequence is generally as follows:



According to the wheel structure the prefix wheels are normally in three categories (a) Numeric: These wheels are having ten numeric digits 0,9,8,7,6,5,4,3,2,1, (b) Alphabetic-I: These wheels are having alphabets of A,B,C,D,E,F,G,H,K,L and (c) Alphabetic-II: These
 35 wheels are having alphabets of M,N,P,Q,R,S,T,U,V,W. Any combination of the above may

5 'be made according to the application. The above said digits and alphabets are generally called Characters. Mirror image of these characters is engraved always on the wheel but leading edge of these characters will be placed nearer to the next lower digit or away from lower digit depending on the direction of document flow. The relative position of the all wheels depends on the document flow as well as requirement. Each of the numbering wheels of the numbering box is depicted externally in the numbering box apparatus of the present invention as shown in **Fig 1**.

The first six numbering wheels are mechanically linked. This mechanical link comprises three components viz, the ratchet profile, the groove profile and the actuating pawls (2). The shapes of the ratchet and the groove profiles are uniquely arranged for different numbering wheels. The **Fig 1** as an exemplary embodiment depicting the ratchet and groove profiles of the numbering wheels of a single numbering box-1 out of 50 numbering boxes. The crank housing (4) also comprises a pair of actuating pawls (2). The actuating pawls (2) are spring controlled pivoted catches, and have the function of engaging with the ratchet wheel to prevent reverse motion. One of the actuating pawls (2) provided with a pair of teeth on it and is called a two-teeth actuating pawl (2) and the other actuating pawl (2) is provided with five teeth on it and is called five-teeth actuating pawl (2). The spring loaded actuating pawls (2) are mounted on the crank housing (4) by means of fastening pins. The apparatus of the present invention showed in **Fig 1**, shows a numbering box with actuating lever (1) provided on the left hand side of the numbering box. **Fig 1** also shows the actuating pawls (2) at the opposite side or right hand side of the numbering box. In an embodiment of the present invention, the numbering wheels are arranged such that the unit wheel is disposed on the right hand side. However, it is also within the purview of this invention to have a numbering box with actuating lever (1) on the right hand side of the numbering box and the actuating pawls (2) on the left hand side of the numbering box.

30 The actuating lever (1) of the numbering box is provided with a prime mover. The prime mover and the actuating lever (1) on actuation of the numbering box cause the actuating pawl (2) to engage the numbering wheels and set the face characters to be printed.

The plurality of numbering wheels are disposed on the cylindrical shaft member, in the following sequential manner; with the unit wheel placed at one end followed by the tenth wheel, 100th wheel, 1000th wheel, 10000th wheel and 100000th wheel. Optionally, an

5 additional wheel can also be provided to print an additional character. Each of these numbering wheels is provided with a combination of ratchet and groove profiles disposed on the side surfaces of the numbering wheels. The placement of the grooves on the ratchet depends on the placement of actuating pawl (2) with respect to printing face.

The unit wheel is embossed with a combination of a single groove and a ratchet on the right-
10 side of the unit wheel. The unit wheel for all the numbering boxes is same and is shown in **Fig B 1.1** of **Fig 2**. The unit wheel is operably connected to the first tooth of the two-teeth actuating pawl (2). Immediately after the unit wheel, the tenth wheel is placed on the cylindrical shaft member. The tenth wheel is a unique wheel and is embossed with a combination of single groove and a ratchet on its left side and a non-grooved ratchet on its
15 right side. The tenth wheel for all the numbering boxes is same and its right side with the non-grooved ratchet is shown in **Fig B 1.2** of **Fig 2**. The grooved ratchet of the tenth wheel is as shown in **Fig B 1.2A** shown in **Fig 1**. The non-grooved ratchet of the tenth wheel is operably connected with the second tooth of the two-teeth actuating pawl (2). The 100th wheel is placed adjacent to the tenth wheel on the cylindrical shaft and is embossed with a
20 combination of multiple grooves and a ratchet on its left side. The 100th having a combination of multiple grooves and a ratchet is as shown in **Figs B.1.4, B 1.5, B 1.6, B 1.7, B 1.8, B 1.9, B 1.10, B 1.11, B 1.12, B 1.22** of **Fig 2**. The other possible type of 100th wheel **Fig B1.3** is shown in **Fig 3**. The 100th is operably connected with the second tooth of the five-teeth actuating pawl (2). The 1000th wheel is placed adjacent to the 100th wheel on the
25 cylindrical shaft and is embossed with a combination of multiple grooves and a ratchet on its left side. The types of multiple grooves on the 1000th wheel is shown in **Figs B 1.13, B 1.14, B 1.15, B 1.18, B 1.19, B 1.20, B 1.21** (The preceding 7 figures of **Fig 3**), **B1.23, B.1.24, B 1.25, B 1.26, B 1.27, B 1.28, B 1.29, B 1.30, B 1.31, B1.32** of **Fig 2**. The 1000th wheel is operably connected with the third tooth of the five-teeth actuating pawls (2). The 10000th
30 wheel is placed adjacent to the 1000th wheel on the cylindrical shaft and is embossed with a single grooved ratchet on its left side as shown in **Fig B 1.16** of **Fig 2**. The 10000th wheel is operably connected with the fourth tooth of the five-teeth actuating pawl (2). The 100000th wheel is placed adjacent to the 10000th wheel on the cylindrical shaft. The 100000th wheel is operably connected with the fifth tooth of the five-teeth actuating pawl (2) and is provided
35 with a ratchet and a single groove on its left side as shown in **Fig B 1.17** of **Fig 2**.

5 It is also an embodiment of the present invention, a method wherein printing sequential characters is described. The method of printing characters is performed using the numbering box apparatus of the present invention. By referring to **Fig 1, 2 & 3**, a plurality of numbering boxes is used to achieve said sequential printing and said plurality of numbering boxes is arranged in a matrix made up of rows and columns. The matrix is made

10 of maximum rows (mr) and maximum columns (mc). The value mr indicates the maximum number of rows that are present in the matrix and mc indicates the maximum number of columns that are present in the matrix. The combination of mr rows and mc columns can be arranged in a matrix to form 50 or 40 or 20 numbers. The value of mr and mc will depend on the system used. In case of a system to print 50 numbers on a sheet, the various

15 combinations of values of mr and mc can be, mr=5 and mc=10 or mr=10 and mc=5 or mr=25 and mc=2 or mr=2 and mc=25. The present embodiment utilizes the matrix of mr value 10 and mc value 5. However, it is within the purview of this invention, to have different desired values for maximum number of rows and columns as per the requirement of a user, by suitably modifying the matrix.

20 Accordingly, for instance, in case of a requirement to print 40 set of numbers on a sheet, the values of mr and mc are mr=5 and mc=8 or mr=8 and mc=5 or mr=10 and mc=4 or mr=4 and mc=10 or mr=20 and mc=2 or mr=2 and mc=20 respectively. Similarly, in case of a system to print 20 set of numbers on a sheet, the values of mr and mc are mr=2 and mc=10 or mr=10 and mc=2 or mr=5 and mc=4 or mr=4 and mc=5 respectively.

25 The method of present invention is explained by considering a requirement to print 50 set of numbers on a sheet. Therefore, the values of mr and mc used in the present system are mr=10 and mc=5 respectively. The numbering boxes in every cell of the matrix are unique i.e. numbers generated from any one numbering box cannot be generated by any other boxes. For instance, if there is a printing requirement for 20 and 40 up sheets, in addition to

30 the unique numbering wheels as shown in **Fig 2**, the 100th and 1000th wheels are substituted for the corresponding 100th and 1000th wheels of **Fig 3**. This is applicable to the system to print 20, 40 as well as 50 set of numbers on a sheet.

The arrangement of the numbering boxes (50 ups) of the present invention in a matrix form is depicted in the **Table 1**:

35

5

Table 1

Box 50	Box 40	Box 30	Box 20	Box 10
Box 49	Box 39	Box 29	Box 19	Box 09
Box 48	Box 38	Box 28	Box 18	Box 08
Box 47	Box 37	Box 27	Box 17	Box 07
Box 46	Box 36	Box 26	Box 16	Box 06
Box 45	Box 35	Box 25	Box 15	Box 05
Box 44	Box 34	Box 24	Box 14	Box 04
Box 43	Box 33	Box 23	Box 13	Box 03
Box 42	Box 32	Box 22	Box 12	Box 02
Box 41	Box 31	Box 21	Box 11	Box 01

The numbering boxes (for 50 ups) are arranged in the matrix to print first sheet. The arrangement of the numbering boxes in the matrix is also done in the following sequence. The first numbering box is disposed at matrix location of $(mr) \times (mc)$, thereafter the second numbering box is disposed at matrix location of $(mr-1) \times (mc)$. The next consecutive numbering boxes are disposed in succeeding matrix locations from the second numbering box. The $(mr-10)^{th}$ numbering box is disposed at matrix location of $(mr) \times (mc-1)$. Thereafter, the next consecutive numbering boxes are disposed by performing the above steps of disposing the first, second and consecutive numbering boxes iteratively, till the disposition of last numbering box. The last numbering box is disposed at the matrix location of $(mr-9) \times (mc-4)$.

After placing the numbering boxes in the specific sequence as provided above, a pre-determined initial value of the numbering wheels, to print the initial sequence of numbers on the first sheet is manually set for all the numbering boxes. These numbering wheels range from the unit wheel to 100000^{th} wheel. The adjacent numbering boxes in the matrix are set to a value (numerical sequential value) difference of 100 row wise and a value difference of 1000 column wise from each other. The numbering box in each column of the matrix will have a value difference of 1000 from the numbering box in the adjacent column of the matrix and the numbering box in each row of the matrix will have a value difference of 100 from the numbering box in the adjacent row of the matrix.

5 After the initial setting of all the numbering boxes is done, then printing of the numbering boxes is performed. The printing of characters of the numbering boxes is performed initially on the first sheet by positioning and striking the respective wheels of the numbering boxes onto the sheet of paper placed below the numbering boxes. This printing is executed by simultaneous printing of all numbering boxes of (mr) row initially and then all numbering
10 boxes of (mr-1) row and thereafter till (mr-9) row. The printing is performed row wise with each row printed at a given point of time. Subsequently, the numbering boxes of the next row i.e. the second row or (mr-1)th row are printed. This printing sequence is continued row-wise till all the numbering boxes in the last row or (mr-9)th row are printed. On completion of printing of the numbering boxes of the last row of the matrix, the printing of characters on
15 the second sheet is initiated. Prior to the printing of the second sheet the numbering boxes are actuated row-wise by means of an actuating lever (1). On actuation, the number values on the numbering wheels are decremented by 1 and the 2nd sheet is printed. By following the steps of further actuation of numbering boxes, the printing of next series sheets is performed till the completion of next 99 sheets.

20 **Actuation process**

The actuation of the numbering wheels occurs in a conjunction to each other. The actuation of the wheels is achieved by means of actuating pawls (2). The numbering wheels are operably interconnected to one another by means of actuating pawls to provide pre-determined decremental sequential numbering actuation. The pre-determined sequential
25 numbering actuation occurs by means of a combination of actuating pawls and the ratchet and groove profiles. There are two actuating pawls (2), the first actuating pawl (2) is a two-teeth actuating pawl (2) and the second is a five-teeth actuating pawl (2). During actuation, the actuating lever (1) of the numbering box is actuated. The actuation of the actuating lever of the numbering box is transmitted initially to the two-teeth actuating pawl (2). On
30 receiving the actuation, the first tooth of the two-teeth actuating pawl (2) engages with the ratchet of the unit wheel. The unit wheel rotates by one number on being pushed by the first tooth of the two-teeth actuating pawl (2). This rotation of the unit wheel takes place for every actuation of the actuating lever (1). The unit wheel comprises characters (numbers) ranging from 0 to 9 engraved on its surface. On exhaustion of range of numbers on the unit
35 wheel i.e. changing over of the unit wheel from 0 to 9, the first tooth of the two-teeth

5 actuating pawl (2) enters the groove of the unit wheel. The second tooth of the two-teeth
actuating pawl (2) is operably connected to the first tooth of the two-teeth actuating pawl
(2), to engage and rotate the tenth wheel by one number. The tenth wheel rotates by a single
number on every change over of the unit wheel from 0 to 9. When the tenth wheel holds 0 as
the value on its printing face, the first tooth of the five-teeth actuating pawl (2) operably
10 enters into the groove of the tenth wheel and the second tooth of the five-teeth-actuating
pawl (2) actuates the hundredth wheel. The 100th wheel rotates by one number when the
tenth wheel holds 0 and when the tenth wheel is not holding 0 the 100th wheel is fixed and
non-rotating. On changing over of 100th wheel from 0 to 9 or 9 to 0 or from n to n+1 or
additional rotation with 9 if required to accommodate ten digits on one wheel, the second
15 tooth of the five-teeth-actuating pawl (2) enter the groove of the 100th wheel for printing 50
numbering boxes. On changing over of characters of the 100th wheel either from 0 to 9 or
from 9 to 0 or from n to (n+1), the second tooth of the five-teeth-actuating pawl (2) enters
the groove of the 100th wheel for printing 20 and/or 40 numbering boxes . Here, the value of
n is selected from 0, 1, 2, 3, 4, 5, 6, 7, or 8. When the second tooth of the five-teeth actuating
20 pawl (2) enters into the groove of the 100th wheel, the third tooth of the five-teeth actuating
pawl (2) actuates the 1000th wheel. On changing over of the 1000th wheel from 0 to 9 or
from 4 to 9 or from 3 to 9 or from 3 to 8 or from 2 to 8 or from 2 to 7 or from 1 to 7 or from
1 to 6 or from 0 to 6 or from 0 to 5 for 50 up sheets or from 1 to 8 or from 0 to 9 or from 1 to
7 or from 3 to 9 or from 0 to 7 or from 2 to 9 or from 0 to 6 or from 2 to 8 for 40 up sheets
25 or from 0 to 9 or from 1 to 9 or from 0 to 8 for 20 up sheets, the third tooth of the five-teeth-
actuating pawl (2) enters the groove of the 1000th wheel. When the third tooth of the five-
teeth actuating pawl (2) enters into the groove of the 1000th wheel, the forth tooth of the
five-teeth actuating pawl (2) actuates the 10000th wheel. On changing over of the 10000th
wheel from 0 to 9, the forth tooth of the five-teeth actuating pawl (2) enters the groove of the
30 10000th wheel. When the forth tooth of the five-teeth actuating pawl (2) enters into the
groove of the 10000th wheel, the fifth tooth of the five-teeth actuating pawl (2) actuates the
100000 wheel. On changing over of the 100000th wheel from 0 to 9 the 1000000th wheel is
actuated (if there is any).

The rotation of higher order wheel depends on the change over of the just next lower order
35 wheel e.g. rotation of 10th wheel depends on the change over of unit wheel. The unit wheel

5 ratchet which faces the frame of the numbering box gets actuated when the actuating lever (1) is actuated. In turns the actuating lever (1) actuates the crank housing (4), leading the spring-loaded two-teeth actuating pawls (2) to engage with the unit wheel. On the opposite side of the numbering wheels spring loaded retaining pawls permits only a single rotation of a numbering wheel during actuation. The curvature of the ratchet grooves correspond to the curvature of the actuating pawl. The unit wheel will be actuated at every actuation of the actuating lever (1). The actuating lever is disposed on either side of the numbering box.

10 The result of printing boxes of the present invention for the first sheet that is printed using 50 numbering boxes is shown below in **Table 2**,

Table 2

995100	996100	997100	998100	999100
995200	996200	997200	998200	999200
995300	996300	997300	998300	999300
995400	996400	997400	998400	999400
995500	996500	997500	998500	999500
995600	996600	997600	998600	999600
995700	996700	997700	998700	999700
995800	996800	997800	998800	999800
995900	996900	997900	998900	999900
996000	997000	998000	999000	1000000

15

The 100th sheet that is printed using 50 numbering boxes is shown in **Table 3**

Table 3

995001	996001	997001	998001	999001
995101	996101	997101	998101	999101
995201	996201	997201	998201	999201
995301	996301	997301	998301	999301
995401	996401	997401	998401	999401
995501	996501	997501	998501	999501
995601	996601	997601	998601	999601
995701	996701	997701	998701	999701
995801	996801	997801	998801	999801
995901	996901	997901	998901	999901

20 On completion of printing on the 100th sheet, the 101st sheet is to be printed. Before printing on the 101st sheet, the first numbering box is assigned a new value. This assignment is performed by using the character profile of 100th and 1000th wheels. The value that is assigned to the first numbering box is obtained by decrementing the value in the numbering box at the matrix location (mr-9) x (mc-4) of the 100th sheet by 1. Thereafter the first

5 numbering box of the 101st sheet will contain the value of the last numbering box of the 100th sheet, subtracted by 1.

The values of all other numbering boxes is obtained using the same logic used above for assigning values to the numbering boxes of the first sheet.

10 On printing the 101st sheet all the steps of printing and actuation are performed repeatedly as described above, till the desired number of sheets is printed.

The character, ratchet and groove profiles of the 100th wheel is as shown in **Fig B1.22, B.1.4, B 1.5, B 1.6, B 1.7, B 1.8, B 1.9, B 1.10, B 1.11, B 1.12** of **Fig 2**, where the matrix configuration is $mr = 10$ and $mc = 5$. The character, ratchet and groove profiles of the 100th wheel, is as shown in **Fig B1.3 (Fig 3), B.1.4, B 1.5, B 1.6, B 1.7, B 1.8, B 1.9, B 1.10, B 1.11, B 1.12** of **Fig 2**, where the matrix configuration is $mr = 8$ and $mc = 5$. The character, ratchet and groove profiles of the 100th wheel, is as shown in **Fig B1.3 (Fig 3), B.1.4, B 1.5, B 1.6, B 1.7, B 1.8, B 1.9, B 1.10, B 1.11, B 1.12** of **Fig 2**, where the matrix configuration is $mr = 10$ and $mc = 2$. The character, ratchet and groove profiles of the 1000th wheel, is as shown in **Fig B1.23, B.1.24, B 1.25, B 1.26, B 1.27, B 1.28, B 1.29, B 1.30, B 1.31, B 1.32** of **Fig 2**, where the matrix configuration is $mr = 10$ and $mc = 5$. The character, ratchet and groove profiles of the 1000th wheel, is as shown in **Fig B1.18, B.1.19, B 1.20, B 1.21** of **Fig 3**, where the matrix configuration is $mr = 8$ and $mc = 5$. The character, ratchet and groove profiles of the 1000th wheel, is as shown in **Fig B1.13, B1.14, B1.15** of **Fig 3**, where the matrix configuration is $mr = 10$ and $mc = 2$.

25 After the first 100 sheets are printed, the 5 bundles having the sequential note numbers as described below are formed.

5 th Bundle 995001 to 996000	4 th Bundle 996001 to 997000	3 rd Bundle 997001 to 998000	2 nd Bundle 998001 to 999000	1 st Bundle 999001 to 1000000
---	---	---	---	--

30 After the next 100 sheets are printed, the 5 bundles having the sequential note numbers as described below are formed.

10 th Bundle 990001 to 199000	9 th Bundle 991001 to 399000	8 th Bundle 992001 to 599000	7 th Bundle 993001 to 799000	6 th Bundle 994001 to 995000
--	---	---	---	---

5 Similarly, all other bundles will come out from cutting machine sequentially. Inferring from the above example it is clear that automatic packing machine can be attached with cutting machine easily. Thus the sequence of printing, cutting and packing can be carried out in perfect flow communication with each other.

The medium for printing sequential characters is selected from any medium where sequential printing of characters is required, preferably sheets, banknotes, securities and passports.

10 Further, as an exemplary embodiment, the description of the wheels incorporating the ratchet and groove profiles for printing 50 up sheets is provided in the following tables. The details provided in the tables are better understood if read along the respective figures as indicated in the tables.

Table-4

Numbering Box no.	Fig. Nos. of wheels Numbering box-wise for 50 UPS					
	Unit	10 th	100 th	1000 th	10000 th	100000 th
1	Fig B1.1	Fig B1.2	Fig B1.22	Fig B1.23	Fig B1.16	Fig B1.17
2	-do-	-do-	Fig B1.4	Fig B1.24	-do-	-do-
3	-do-	-do-	Fig B1.5	-do-	-do-	-do-
4	-do-	-do-	Fig B1.6	-do-	-do-	-do-
5	-do-	-do-	Fig B1.7	-do-	-do-	-do-
6	-do-	-do-	Fig B1.8	-do-	-do-	-do-
7	-do-	-do-	Fig B1.9	-do-	-do-	-do-
8	-do-	-do-	Fig B1.10	-do-	-do-	-do-
9	-do-	-do-	Fig B1.11	-do-	-do-	-do-
10	-do-	-do-	Fig B1.12	-do-	-do-	-do-
11	-do-	-do-	Fig B1.22	Fig B1.25	-do-	-do-
12	-do-	-do-	Fig B1.4	Fig B1.26	-do-	-do-
13	-do-	-do-	Fig B1.5	-do-	-do-	-do-
14	-do-	-do-	Fig B1.6	-do-	-do-	-do-
15	-do-	-do-	Fig B1.7	-do-	-do-	-do-
16	-do-	-do-	Fig B1.8	-do-	-do-	-do-
17	-do-	-do-	Fig B1.9	-do-	-do-	-do-
18	-do-	-do-	Fig B1.10	-do-	-do-	-do-
19	-do-	-do-	Fig B1.11	-do-	-do-	-do-
20	-do-	-do-	Fig B1.12	-do-	-do-	-do-
21	-do-	-do-	Fig B1.22	Fig B1.27	-do-	-do-
22	-do-	-do-	Fig B1.4	Fig B1.28	-do-	-do-
23	-do-	-do-	Fig B1.5	-do-	-do-	-do-
24	-do-	-do-	Fig B1.6	-do-	-do-	-do-
25	-do-	-do-	Fig B1.7	-do-	-do-	-do-

26	-do-	-do-	Fig B1.8	-do-	-do-	-do-
27	-do-	-do-	Fig B1.9	-do-	-do-	-do-
28	-do-	-do-	Fig B1.10	-do-	-do-	-do-
29	-do-	-do-	Fig B1.11	-do-	-do-	-do-
30	-do-	-do-	Fig B1.12	-do-	-do-	-do-
31	-do-	-do-	Fig B1.22	Fig B1.29	-do-	-do-
32	-do-	-do-	Fig B1.4	Fig B1.30	-do-	-do-
33	-do-	-do-	Fig B1.5	-do-	-do-	-do-
34	-do-	-do-	Fig B1.6	-do-	-do-	-do-
35	-do-	-do-	Fig B1.7	-do-	-do-	-do-
36	-do-	-do-	Fig B1.8	-do-	-do-	-do-
37	-do-	-do-	Fig B1.9	-do-	-do-	-do-
38	-do-	-do-	Fig B1.10	-do-	-do-	-do-
39	-do-	-do-	Fig B1.11	-do-	-do-	-do-
40	-do-	-do-	Fig B1.12	-do-	-do-	-do-
41	-do-	-do-	Fig B1.22	Fig B1.31	-do-	-do-
42	-do-	-do-	Fig B1.4	Fig B1.32	-do-	-do-
43	-do-	-do-	Fig B1.5	-do-	-do-	-do-
44	-do-	-do-	Fig B1.6	-do-	-do-	-do-
45	-do-	-do-	Fig B1.7	-do-	-do-	-do-
46	-do-	-do-	Fig B1.8	-do-	-do-	-do-
47	-do-	-do-	Fig B1.9	-do-	-do-	-do-
48	-do-	-do-	Fig B1.10	-do-	-do-	-do-
49	-do-	-do-	Fig B1.11	-do-	-do-	-do-
50	-do-	-do-	Fig B1.12	-do-	-do-	-do-

5

Table-5

Sl. No. Of Numbering Box	Fig. Nos. of wheels Numbering box-wise for 40 UPS					
	Unit	10 th	100th	1000th	10000th	100000th
1	Fig B1.1	Fig B1.2	Fig B1.3	Fig B1.18	Fig B1.16	Fig B1.17
2	-do-	-do-	Fig B1.4	Fig B1.19	-do-	-do-
3	-do-	-do-	Fig B1.5	-do-	-do-	-do-
4	-do-	-do-	Fig B1.6	-do-	-do-	-do-
5	-do-	-do-	Fig B1.7	-do-	-do-	-do-
6	-do-	-do-	Fig B1.8	-do-	-do-	-do-
7	-do-	-do-	Fig B1.9	-do-	-do-	-do-
8	-do-	-do-	Fig B1.10	-do-	-do-	-do-
9	-do-	-do-	Fig B1.11	-do-	-do-	-do-
10	-do-	-do-	Fig B1.12	-do-	-do-	-do-
11	-do-	-do-	Fig B1.3	Fig B1.20	-do-	-do-
12	-do-	-do-	Fig B1.4	Fig B1.21	-do-	-do-
13	-do-	-do-	Fig B1.5	-do-	-do-	-do-

14	-do-	-do-	Fig B1.6	-do-	-do-	-do-
15	-do-	-do-	Fig B1.7	-do-	-do-	-do-
16	-do-	-do-	Fig B1.8	-do-	-do-	-do-
17	-do-	-do-	Fig B1.9	-do-	-do-	-do-
18	-do-	-do-	Fig B1.10	-do-	-do-	-do-
19	-do-	-do-	Fig B1.11	-do-	-do-	-do-
20	-do-	-do-	Fig B1.12	-do-	-do-	-do-
21	-do-	-do-	Fig B1.3	Fig B1.18	-do-	-do-
22	-do-	-do-	Fig B1.4	Fig B1.19	-do-	-do-
23	-do-	-do-	Fig B1.5	-do-	-do-	-do-
24	-do-	-do-	Fig B1.6	-do-	-do-	-do-
25	-do-	-do-	Fig B1.7	-do-	-do-	-do-
26	-do-	-do-	Fig B1.8	-do-	-do-	-do-
27	-do-	-do-	Fig B1.9	-do-	-do-	-do-
28	-do-	-do-	Fig B1.10	-do-	-do-	-do-
29	-do-	-do-	Fig B1.11	-do-	-do-	-do-
30	-do-	-do-	Fig B1.12	-do-	-do-	-do-
31	-do-	-do-	Fig B1.3	Fig B1.20	-do-	-do-
32	-do-	-do-	Fig B1.4	Fig B1.21	-do-	-do-
33	-do-	-do-	Fig B1.5	-do-	-do-	-do-
34	-do-	-do-	Fig B1.6	-do-	-do-	-do-
35	-do-	-do-	Fig B1.7	-do-	-do-	-do-
36	-do-	-do-	Fig B1.8	-do-	-do-	-do-
37	-do-	-do-	Fig B1.9	-do-	-do-	-do-
38	-do-	-do-	Fig B1.10	-do-	-do-	-do-
39	-do-	-do-	Fig B1.11	-do-	-do-	-do-
40	-do-	-do-	Fig B1.12	-do-	-do-	-do-

5

Table-6

Sl. No. Of Numbering Box	Fig. Nos. of wheels Numbering box-wise for 20 UPS					
	Unit	10 th	100th	1000th	10000th	100000th
1	Fig B1.1	Fig B1.2	Fig B1.3	Fig B1.13	Fig B1.16	Fig B1.17
2	-do-	-do-	Fig B1.4	Fig B1.14	-do-	-do-
3	-do-	-do-	Fig B1.5	-do-	-do-	-do-
4	-do-	-do-	Fig B1.6	-do-	-do-	-do-
5	-do-	-do-	Fig B1.7	-do-	-do-	-do-
6	-do-	-do-	Fig B1.8	-do-	-do-	-do-
7	-do-	-do-	Fig B1.9	-do-	-do-	-do-
8	-do-	-do-	Fig B1.10	-do-	-do-	-do-
9	-do-	-do-	Fig B1.11	-do-	-do-	-do-
10	-do-	-do-	Fig B1.12	-do-	-do-	-do-
11	-do-	-do-	Fig B1.3	Fig B1.13	-do-	-do-

12	-do-	-do-	Fig B1.4	Fig B1.15	-do-	-do-
13	-do-	-do-	Fig B1.5	-do-	-do-	-do-
14	-do-	-do-	Fig B1.6	-do-	-do-	-do-
15	-do-	-do-	Fig B1.7	-do-	-do-	-do-
16	-do-	-do-	Fig B1.8	-do-	-do-	-do-
17	-do-	-do-	Fig B1.9	-do-	-do-	-do-
18	-do-	-do-	Fig B1.10	-do-	-do-	-do-
19	-do-	-do-	Fig B1.11	-do-	-do-	-do-
20	-do-	-do-	Fig B1.12	-do-	-do-	-do-

5

Electronic verification system

Due to excess contact pressure between inking roller and wheels, wrong rotation of wheel(s) may occur, causing wrong numbering. It may continue if there is no on-line checking system. To avoid an error in the printing sequence, a suitable electronic verification system is implemented in the present invention.

10

As the prefix wheels are fixed for all sheets to be printed, these prefix wheels are locked and no automatic verification system is essential for them. By referring to Fig. 2, each wheel normally contains ten numeric characters. Ten discrete patterns are to be generated to identify the printing face. In binary system minimum 4 bits encoder per wheel can do the job successfully. Due to space constraints three-state magnets (North Pole (N), South Pole (S) and without pole (say O)) are used. As stated below, reading any three magnetic positions can generate 27 different states.

15

Table 7

SL. NO	Orientation of Magnetic Pole	SL. No.	Orientation of Magnetic Pole	SL. No	Orientation of Magnetic Pole
1	N S N	11	O O O	21	O N N
2	O N S	12	O O S	22	O S S
3	S O N	13	O S N	23	N N O
4	O S O	14	S N N	24	N N N
5	N O S	15	N N S	25	S O S
6	O N O	16	N S S	26	S S O
7	O O N	17	S S S	27	N O N
8	S O O	18	S S N		

9	N S O	19	S N O
10	S N S	20	N O O

5

Among 27 states two sets of ten discrete states (SL. No. 1-10 and SL. No. 11-20) are highlighted on the above table. Any other permutation (having ring counter in nature) can be formed and used in suitable application. Magnetic poles/blank (O) may be incorporated in gap between two digits on the wheel as shown in the drawing of wheel by putting arrow. It may be also cleared that any magnetic orientation of pole can be used for any digit on wheel. Hence, by this method each position out of ten positions of wheel is detected.

10

For example, the 1st set of magnetic orientation can be used to identify the printing face as stated in **Table 8**

Table 8

15

Printing Face	Magnetic orientation
0	N S N
1	O N S
2	S O N
3	O S O
4	N O S
5	O N O
6	O O N
7	S O O
8	N S O
9	S N S

20

The three Hall Effect Sensors that are disposed on the numbering box, are used to detect the orientation of the magnetic pole of each wheel. These sensors may be fixed at any suitable place to read successive magnetic poles on the wheel to detect digit, which is going to be printed as shown in **Fig 2**. After reading magnetic orientation of all numeric wheels of each box (except prefix wheels), the processing unit generates numbering pattern of each box, which is going to be printed. These numbering patterns of all boxes are compared with the predefined input data according to numbering system in used. Hence, any wrong rotation of any wheel can be detected by applying the verification system and the machine is stopped for further corrective action.

30

5 The method for the printing of sequential characters can be explained with the help of the following examples:

Example 1

Method of printing sequential characters for 50 up sheets and the corresponding

10 **Numbering boxes are explained below:**

Numbering boxes used for numbering of 50 up sheet is mentioned in **Table 1**. The arrangement of the numbering boxes depends on the delivery schedule of the packets in the cutting machine.

15 The printing of numbers follows the backward printing of numbers. In this system 50 continuous numbered packet (10X 5 packets = 5 bundles) are obtained after processing 100 sheets in the cutting and packing machines and subsequent bundles received after processing of next block. The pattern is followed for all the packets.

Structure of wheels:

20 Digits mentioned in the **Table-4** are printed on the printing face.

Unit wheel: Unit wheel of every position is identical in nature. It will rotate after every impression.

Numbering Box no	Digits on the wheel	Actuation of 10 th wheel	Drawing No.
1 to 50	0,9,8,7,6,5,4,3,2,1	Every change over from "0" to "9" of unit wheel	B1.1

25 **10th Wheel:** 10th wheel of all boxes is similar. It will rotate at the change over of unit wheel from "0" to "9".

Numbering Box no	Digits on the wheel	Actuation of 100 th wheel	Drawing No.
1 to 50	0,9,8,7,6,5,4,3,2,1	When 10 th wheel holds "0"	B1.2

100th Wheel: It will only rotate along with unit wheel, when 10th wheel holds digit "0". Every wheel contains with two digits as shown below.

Numbering	Digits on the	Actuation of 1000 th	Figure
-----------	---------------	---------------------------------	--------

Box no	wheel	wheel	
1,11,21,31,41	0,9,9,9,9,9,9,9,9	Every change over from "0" to "9" and "9" to "0" digit of 100 th wheel and thrice additional rotation along with "9" of 100 th wheel.	B1.22
2,12,22,32,42	9,8,8,8,8,8,8,8,8	Every change over from "n" to "n+1" digit of 100 th wheel (where n = 0, 1, 2, 3, 4, 5, 6, 7, 8)	B1.4
3,13,23,33,43	8,7,7,7,7,7,7,7,7		B1.5
4,14,24,34,44	7,6,6,6,6,6,6,6,6		B1.6
5,15,25,35,45	6,5,5,5,5,5,5,5,5		B1.7
6,16,26,36,46	5,4,4,4,4,4,4,4,4		B1.8
7,17,27,37,47	4,3,3,3,3,3,3,3,3		B1.9
8,18,28,38,48	3,2,2,2,2,2,2,2,2		B1.10
9,19,29,39,49	2,1,1,1,1,1,1,1,1		B1.11
10,20,30,40,50	1,0,0,0,0,0,0,0,0		B1.12

5

1000th wheel:

Numbering Box no	Digits on the 1000 th wheel	Actuation of 10,000 th wheel	Figure
1	0,9,9,9,9,5,4,4,4,4	Every change over from "0" to "9" digit of 1000 th wheel	B1.23
2 to 10	9,4,9,4,9,4,9,4,9,4	Every change over from "4" to "9" digit of 1000 th wheel	B1.24
11	9,8,8,8,8,4,3,3,3,3	Every change over from "3" to "9" digit of 1000 th wheel	B1.25
12 to 20	8,3,8,3,8,3,8,3,8,3	Every change over from "3" to "8" digit of 1000 th wheel	B1.26
21	8,7,7,7,7,3,2,2,2,2	Every change over from "2" to "8" digit of 1000 th wheel	B1.27
22 to 30	7,2,7,2,7,2,7,2,7,2	Every change over from "2" to "7" digit of 1000 th wheel	B1.28
31	7,6,6,6,6,2,1,1,1,1	Every change over from "1" to "7" digit of 1000 th wheel	B1.29
32 to 40	6,1,6,1,6,1,6,1,6,1	Every change over from "1" to "6" digit of 1000 th wheel	B1.30
41	6,5,5,5,5,1,0,0,0,0	Every change over from "0" to "6" digit of 1000 th wheel	B1.31
42 to 50	5,0,5,0,5,0,5,0,5,0	Every change over from "0" to "5" digit of 1000 th wheel	B1.32

10,000th wheel:

Numbering	Digits on the wheel	Actuation of 100,000 th	Figure
-----------	---------------------	------------------------------------	--------

Box no		wheel	
1 to 50	0,9,8,7,6,5,4,3,2,1	Every change over from "0" to "9" digit of 10,000 th wheel	B1.16

5 **100,000th Wheel:** 100,000th wheel of every position is identical in nature.

It contains with "0,9,8,7,6,5,4,3,2,1" digits.

Numbering Box no	Digits on the wheel	Actuation of 1000,000 th wheel	Figure
1 to 50	0,9,8,7,6,5,4,3,2,1	Every change over from "0" to "9" digit of 10,000 th wheel (If there is any wheel).	B1.17

To print more than one million pieces, extra wheels like 100,000th wheel need to be incorporated. In the last wheel no groove is required.

10

Example 2

Numbering boxes used for numbering of 40 up sheet is mentioned in **Table 9**. The arrangement of the numbering boxes depends on the delivery schedule of the packets in the cutting machine.

15 The printing of numbers follows the backward printing of numbers. In this system 40 continuous numbered packet (10X 4 packets = 4 bundles) are obtained after processing 100 sheets in the cutting and packing machines and subsequent bundles received after processing of next block. The pattern is followed for all the packets.

Table 9

Box no.- 40	Box no.- 32	Box no.- 24	Box no.- 16	Box no.- 8
Box no.- 39	Box no.- 31	Box no.- 23	Box no.- 15	Box no.- 7
Box no.- 38	Box no.- 30	Box no.- 22	Box no.- 14	Box no.- 6
Box no.- 37	Box no.- 29	Box no.- 21	Box no.- 13	Box no.- 5
Box no.- 36	Box no.- 28	Box no.- 20	Box no.- 12	Box no.- 4
Box no.- 35	Box no.- 27	Box no.- 19	Box no.- 11	Box no.- 3
Box no.- 34	Box no.- 26	Box no.- 18	Box no.- 10	Box no.- 2
Box no.- 33	Box no.- 25	Box no.- 17	Box no.- 9	Box no.- 1

20

Structure of wheels:

Digits mentioned in the **Table-5** are printed on the printing face.

Unit wheel: **Unit wheel of every position is identical in nature. It will rotate after every impression.**

Numbering Box no	Digits on the wheel	Actuation of 10 th wheel	Drawing No.
1 to 40	0,9,8,7,6,5,4,3,2,1	Every change over from "0" to "9" of unit wheel	Fig B1.1

5

10th Wheel: 10th wheel of all boxes is similar. It will rotate at the change over of unit wheel from "0" to "9".

Numbering Box no	Digits on the wheel	Actuation of 100 th wheel	Drawing No.
1 to 40	0,9,8,7,6,5,4,3,2,1	When 10 th wheel holds "0"	Fig B1.2

100th Wheel: 100th wheel of every position is identical in nature. It will only rotate along with unit wheel, when 10th wheel holds digit "0". Every wheel contains with two digits as shown below.

10

Numbering Box no	Digits on the wheel	Actuation of 1000 th wheel	Drawing No.
1,11,21,31	0,9,9,9,9,9,9,9,9	Every change over from "n" to "n+1" digit of 100 th wheel (where n = 0, 1, 2, 3, 4, 5, 6, 7, 8)	Fig B1.3
2,12,22,32	9,8,8,8,8,8,8,8,8		Fig B1.4
3,13,23,33	8,7,7,7,7,7,7,7,7		Fig B1.5
4,14,24,34	7,6,6,6,6,6,6,6,6		Fig B1.6
5,15,25,35	6,5,5,5,5,5,5,5,5		Fig B1.7
6,16,26,36	5,4,4,4,4,4,4,4,4		Fig B1.8
7,17,27,37	4,3,3,3,3,3,3,3,3		Fig B1.9
8,18,28,38	3,2,2,2,2,2,2,2,2		Fig B1.10
9,19,29,39	2,1,1,1,1,1,1,1,1		Fig B1.11
10,20,30,40	1,0,0,0,0,0,0,0,0		Fig B1.12

15

20

25

30

5 1000th wheel:

Numbering Box no	Digits on the 1000 th wheel	Actuation of 10,000 th wheel	Figure
1	0,9,9,9,9,5,4,4,4,4	Every change over from "0" to "9" digit of 1000 th wheel	B1.23
2 to 10	9,4,9,4,9,4,9,4,9,4	Every change over from "4" to "9" digit of 1000 th wheel	B1.24
11	9,8,8,8,8,4,3,3,3,3	Every change over from "3" to "9" digit of 1000 th wheel	B1.25
12 to 20	8,3,8,3,8,3,8,3,8,3	Every change over from "3" to "8" digit of 1000 th wheel	B1.26
21	8,7,7,7,7,3,2,2,2,2	Every change over from "2" to "8" digit of 1000 th wheel	B1.27
22 to 30	7,2,7,2,7,2,7,2,7,2	Every change over from "2" to "7" digit of 1000 th wheel	B1.28
31	7,6,6,6,6,2,1,1,1,1	Every change over from "1" to "7" digit of 1000 th wheel	B1.29
32 to 40	6,1,6,1,6,1,6,1,6,1	Every change over from "1" to "6" digit of 1000 th wheel	B1.30
41	6,5,5,5,5,1,0,0,0,0	Every change over from "0" to "6" digit of 1000 th wheel	B1.31
42 to 50	5,0,5,0,5,0,5,0,5,0	Every change over from "0" to "5" digit of 1000 th wheel	B1.32

10,000th wheel:

Numbering Box no	Digits on the wheel	Actuation of 100,000 th wheel	Figure
1 to 50	0,9,8,7,6,5,4,3,2,1	Every change over from	B1.16

5

		“0” to “9” digit of 10,000th wheel	
--	--	--	--

100,000th Wheel: 100,000th wheel of every position is identical in nature. It contains with “0,9,8,7,6,5,4,3,2,1” digits.

Numbering Box no	Digits on the wheel	Actuation of 1000,000 th wheel	Figure
1 to 50	0,9,8,7,6,5,4,3,2,1	Every change over from “0” to “9” digit of 10,000th wheel (If there is any wheel).	B1.17

To print more than one million pieces, extra wheels like 100,000th wheel need to be incorporated. In the last wheel no groove is required.

10

Example 3

Method of printing sequential characters for 20 up sheets and the corresponding Numbering boxes are explained below:

15

Table 10

Box no.- 20	Box no.- 10
Box no.- 19	Box no.- 9
Box no.- 18	Box no.- 8
Box no.- 17	Box no.- 7
Box no.- 16	Box no.- 6
Box no.- 15	Box no.- 5
Box no.- 14	Box no.- 4
Box no.- 13	Box no.- 3
Box no.- 12	Box no.- 2
Box no.- 11	Box no.- 1

20 **Structure of wheels:**

Unit wheel: Unit wheel of every position is identical in nature. It will rotate after every impression.

Numbering Box no	Digits on the wheel	Actuation of 10 th wheel	Drawing No.
------------------	---------------------	-------------------------------------	-------------

1 to 20	0,9,8,7,6,5,4,3,2,1	Every change over from "0" to "9" of unit wheel	B1.1
---------	---------------------	---	------

5

10th Wheel: 10th wheel of all boxes is similar. It will rotate at the change over of unit wheel from "0" to "9".

Numbering Box no	Digits on the wheel	Actuation of 100 th wheel	Drawing No.
1 to 20	0,9,8,7,6,5,4,3,2,1	When 10 th wheel holds "0"	B1.2

100th Wheel: 100th wheel of every position is identical in nature. It will only rotate along with unit wheel, when 10th wheel holds digit "0". Every wheel contains with two digits as shown below.

10

Numbering Box no	Digits on the wheel	Actuation of 1000 th wheel	Drawing No.
1,11	0,9,9,9,9,9,9,9,9	Every change over from "n" to "n+1" digit of 100 th wheel. (where n = 0, 1, 2, 3, 4, 5, 6, 7, 8)	B1.3
2,12	9,8,8,8,8,8,8,8,8		B1.4
3,13	8,7,7,7,7,7,7,7,7		B1.5
4,14	7,6,6,6,6,6,6,6,6		B1.6
5,15	6,5,5,5,5,5,5,5,5		B1.7
6,16	5,4,4,4,4,4,4,4,4		B1.8
7,17	4,3,3,3,3,3,3,3,3		B1.9
8,18	3,2,2,2,2,2,2,2,2		B1.10
9,19	2,1,1,1,1,1,1,1,1		B1.11
10,20	1,0,0,0,0,0,0,0,0		B1.12

1000th wheel:

Numbering Box no	Digits on the wheel	Actuation of 10,000 th wheel	Drawing No.
1,11	0,9,8,7,6,5,4,3,2,1	Every change over from "0" to "9" digit of 1000 ^h wheel	B1.13
2 to 10	9,7,5,3,1	Every change over from "1" to "9" digit of 1000 ^h wheel	B1.14
12 to 20	8,6,4,2,0	Every change over from "0" to "8" digit of 1000 ^h	B1.15

		wheel	
--	--	-------	--

5

10,000th wheel:

Numbering Box no	Digits on the wheel	Actuation of 100,000 th wheel	Drawing No.
1 to 20	0,9,8,7,6,5,4,3,2,1	Every change over from "0" to "9" digit of 10000 th wheel	B1.16

100,000th Wheel: 100,000th wheel of every position is identical in nature.

It contains with "0, 9, 8, 7, 6, 5, 4, 3, 2, 1" digits.

Numbering Box no	Digits on the wheel	Actuation of 1000,000 th wheel	Drawing No.
1 to 20	0,9,8,7,6,5,4,3,2,1	Every change over from "0" to "9" digit of 100,000 th wheel (If there is any wheel).	B1.17

10

In order to print more than one million pieces, extra wheels like 100,000th wheel have to be incorporated.

Advantages

- 15 1. Using the method and apparatus of the present invention bundles of sheets are obtained after processing any ream and re-stacking is not required for further processing.
2. The method and apparatus of the present invention allows bundles to be available after processing of only one block (i.e. 100 sheets). Hence successive processing units may be started in a short time. This results in the complete process being completed faster.
- 20 3. The present invention ensures that no manual arrangement is required and that there can be complete automation between the processes of printing, cutting and packing.
4. In the present invention, due to single sheet cancellation, only a few bundles (e.g. 4 bundles for 40 ups etc) will be disturbed and are to be opened to correct manually.
- 25 5. The electronic verification system calibrated in the sequential printing system provides an online checking system to detect wrong numbering.

5 **We claim:**

1. The method printing sequential characters, said method comprising the steps of:
 - (a) setting the face character profile of numbering wheels of numbering boxes, said wheels ranging from unit wheel to 100000th wheel, wherein said numbering boxes are arranged in a matrix of maximum rows (mr) and maximum columns (mc) to print
10 first sheet,
 - (b) disposing first numbering box at matrix location of (mr) x (mc),
 - (c) disposing second numbering box at matrix location of (mr-1) x (mc),
 - (d) disposing next consecutive numbering boxes in succeeding matrix locations from the second numbering box,
 - 15 (e) disposing (mr -10)th numbering box at matrix location of (mr) x (mc -1),
 - (f) disposing next consecutive boxes by performing the steps of (b), (c), (d) and (e) iteratively, till the disposition of last numbering box, said last numbering box disposed at the matrix location of (mr-9) x (mc-4),
 - (g) setting the pre-determined values of the adjacent numbering boxes to a value
20 difference of 100 row wise and a difference of 1000 column wise,
 - (h) printing of characters on the first sheet by positioning the respective wheels, said printing is executed by simultaneous printing of all numbering boxes of (mr) row initially and (mr-1) thereafter till (mr-9),
 - (i) actuating the numbering boxes of a single row by means of actuating lever and
25 actuating pawls, said actuation resulting in change over of numbers on printing face of numbering wheels for all numbering boxes in the row, said actuation performed for every numbering box after printing each sheet,
 - (j) printing of characters on the second sheet, said printing is executed by simultaneous printing of all numbering boxes row-wise, whose corresponding values on the
30 previous sheet are decremented by 1, said printing is continued for next 99 sheets,
 - (k) assigning a value to the first number box of the 101st sheet, by using the character profile of 100th and 1000th wheels, said value obtained from the matrix location (mr-9) x (mc-4) of 100th sheet and decrementing said assigned value by 1, and
 - 35 (l) printing from 101st sheet and iterating the steps of (g), (h), (i) & (j) till desired number of sheets are printed.

- 5 2. The method as claimed in claim 1, wherein the character, ratchet and groove profiles of the 100th wheel is as shown in **Fig B1.22, B.1.4, B 1.5, B 1.6, B 1.7, B 1.8, B 1.9, B 1.10, B 1.11, B 1.12 of Fig 2**, where the matrix configuration is $mr = 10$ and $mc = 5$.
3. The method as claimed in claim 2, wherein the matrix combination of mr and mc can be selected from $mr=5$ and $mc=10$ or $mr=10$ and $mc=5$ or $mr=25$ and $mc=2$ or $mr=2$ and
10 $mc=25$.
4. The method as claimed in claim 1, wherein the character, ratchet and groove profiles of the 100th wheel, is as shown in **Fig B1.3(of Fig 3), B.1.4, B 1.5, B 1.6, B 1.7, B 1.8, B 1.9, B 1.10, B 1.11, B 1.12 of Fig 2**, where the matrix configuration is $mr = 8$ and $mc = 5$.
- 15 5. The method as claimed in claim 4, wherein the matrix combination of mr and mc can be selected from $mr=5$ and $mc=8$ or $mr=8$, $mc=5$ or $mr=10$ and $mc=4$ or $mr=4$ and $mc=10$ or $mr=20$ and $mc=2$ or $mr=2$ and $mc=20$.
6. The method as claimed in claim 1, wherein the character, ratchet and groove profiles of the 100th wheel, is as shown in **Fig B1.3 (of Fig 3), B.1.4, B 1.5, B 1.6, B 1.7, B 1.8, B 1.9, B 1.10, B 1.11, B 1.12 of Fig 2**, where the matrix configuration is $mr = 10$ and $mc = 2$.
20
7. The method as claimed in claim 6, wherein the matrix combination of mr and mc can be selected from $mr=2$ and $mc=10$ or $mr=10$ and $mc=2$ or $mr=5$ and $mc=4$ or $mr=4$ and $mc=5$.
- 25 8. The method as claimed in claim 1, wherein the character, ratchet and groove profiles of the 1000th wheel, is as shown in **Fig B1.23, B.1.24, B 1.25, B 1.26, B 1.27, B 1.28, B 1.29, B 1.30, B 1.31, B 1.32 of Fig 2**, where the matrix configuration is $mr = 10$ and $mc = 5$.
9. The method as claimed in claim 1, wherein the character, ratchet and groove profiles of the 1000th wheel, is as shown in **Fig B1.18, B.1.19, B 1.20 and Fig B 1.21 of Fig 3**, where the matrix configuration is $mr = 8$ and $mc = 5$.
30
10. The method as claimed in claim 1, wherein the character, ratchet and groove profiles of the 1000th wheel, is as shown in **Fig B1.13, B1.14, B1.15 of Fig 3**, where the matrix configuration is $mr = 10$ and $mc = 2$.

- 5 11. The method as claimed in claim 1, wherein the 1000th wheel is actuated on changing over of characters of the 100th wheel either from 0 to 9 or from 9 to 0 or additional three rotation with 9 or from n to (n+1) for printing 50 numbering boxes.
12. The method as claimed in claim 1, wherein the 1000th wheel is actuated on changing over of characters of the 100th wheel either from 0 to 9 or from 9 to 0 or from n to (n+1)
10 for printing 20 and/or 40 numbering boxes.
13. The method as claimed in claims 11 and 12, wherein the value of n is selected from 0, 1, 2, 3, 4, 5, 6, 7 or 8.
14. The method as claimed in claim 1, wherein the 10,000th wheel is actuated on changing over of the characters of the 1000th wheel either from 0 to 9 or from 4 to 9 or from 3 to 9
15 or from 3 to 8 or from 2 to 8 or from 2 to 7 or from 1 to 7 or from 1 to 6 or from 0 to 6 or from 0 to 5 for 50 numbering boxes.
15. The method as claimed in claim 1, wherein the 10,000th wheel is actuated on changing over of the characters of the 1000th wheel either from 1 to 8 or 0 to 9 or from 1 to 7 or 3 to 9 or from 0 to 7 or 2 to 9 or from 0 to 6 or 2 to 8 for 40 numbering boxes.
- 20 16. The method as claimed in claim 1, wherein the 10,000th wheel is actuated on changing over of the characters of the 1000th wheel either from 0 to 9 or from 1 to 9 or from 0 to 8 for 20 numbering boxes.
17. A apparatus for sequential printing of characters on a medium, said apparatus comprising;
- 25 a) a plurality of numbering wheels with numbers engraved on its peripheral surface disposed in a numbering box,
- b) a combination of ratchet and groove profiles disposed on the side-surfaces of said numbering wheels, said ratchet and groove profiles are actuated by an actuating lever through actuating pawls,
- 30 c) a unit wheel embossed with a combination of ratchet and groove profile on its right side, said unit wheel operably connected to actuating pawls through said profile,
- d) a tenth wheel embossed with a combination of single groove and a ratchet on its left side and a non-grooved ratchet on its right side,
- e) a hundredth wheel embossed with a combination of multiple grooves and a ratchet
35 on its left side,

- 5 f) thousandth wheel embossed with a combination of multiple grooves and a ratchet on its left side, and
- g) ten thousandth wheel and one lakh wheel embossed with a single grooved ratchet on its left side,
- 10 18. The apparatus as claimed in claim 17, wherein the combination of multiple grooves and a ratchet of the 100th wheel is as shown in **Fig B1.3(Fig 3), B.1.4, B 1.5, B 1.6, B 1.7, B 1.8, B 1.9, B 1.10, B 1.11, B 1.12, B 1.22** of **Fig 2**.
- 15 19. The apparatus as claimed in claim 17, wherein the combination of multiple grooves and a ratchet of the 1000th wheel is as shown in **Fig B 1.18, B 1.19, B 1.20, B 1.21** of **Fig3** and **Fig B1.23, B.1.24, B 1.25, B 1.26, B 1.27, B 1.28, B 1.29, B 1.30, B 1.31, B 1.32** of **Fig 2** and **B 1.13, B 1.14, B 1.15** of **Fig 3**.
20. The apparatus as claimed in claim 17, wherein the numbering wheels are operably interconnected to one another by means of actuating pawls to provide pre-determined decremental sequential numbering actuation.
20. 21. The apparatus as claimed in claim 17, wherein said pre-determined sequential numbering actuation by means of a combination of actuating pawls and the ratchet and groove profiles.
22. The apparatus as claimed in claim 17, wherein the actuating lever is disposed on either side of the numbering box.
- 25 23. The apparatus as claimed in claim 17, wherein the curvature of the ratchet grooves correspond to the curvature of the actuating pawl.
24. The apparatus as claimed in claim 17, wherein the medium for printing for sequential characters is selected from any medium where sequential printing of characters is required, preferably sheets, banknotes, securities and passports.

30

35

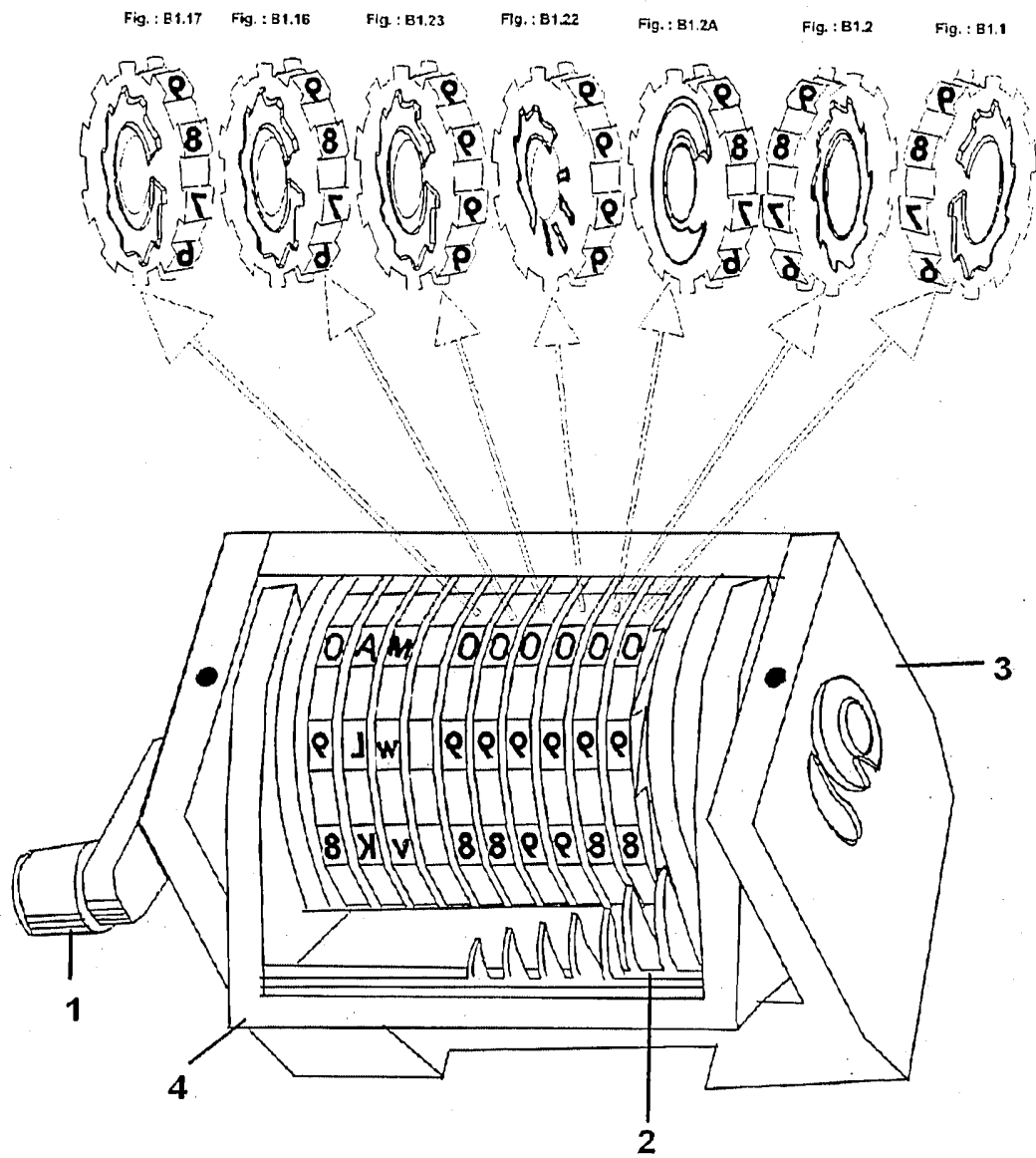


FIG 1

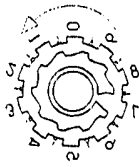


Fig. : B1.17

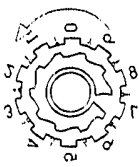


Fig. : B1.16



Fig. : B1.23



Fig. : B1.22

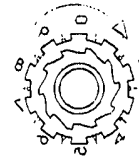


Fig. : B1.2

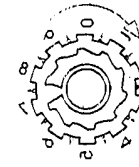


Fig. : B1.1

Box no.: 1 of 50 ups

Printing Face: 000000

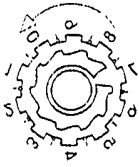


Fig. : B1.17

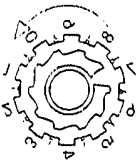


Fig. : B1.16




Fig. : B1.24

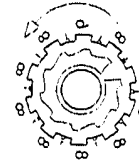


Fig. : B1.4

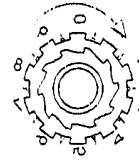


Fig. : B1.2

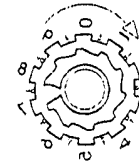


Fig. : B1.1

Box no.: 2 of 50 ups

Printing Face: 999900

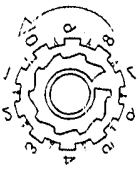


Fig. : B1.17

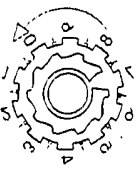


Fig. : B1.16

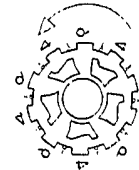


Fig. : B1.24



Fig. : B1.5

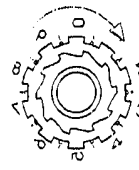


Fig. : B1.2

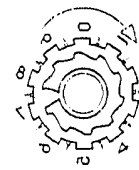


Fig. : B1.1

Box no.: 3 of 50 ups

Printing Face: 999800

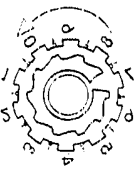


Fig. : B1.17

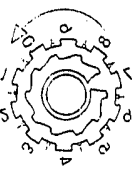


Fig. : B1.16

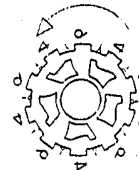


Fig. : B1.24

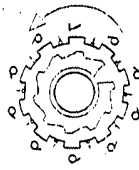


Fig. : B1.6

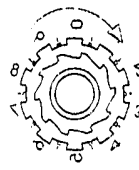


Fig. : B1.2

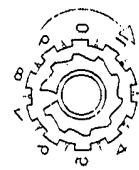


Fig. : B1.1

Box no.: 4 of 50 ups

Printing Face: 999700

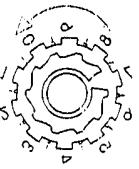


Fig. : B1.17

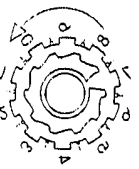


Fig. : B1.16

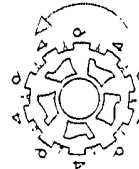


Fig. : B1.24

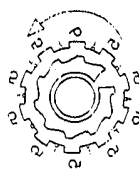


Fig. : B1.7

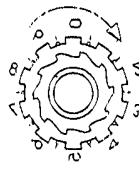


Fig. : B1.2

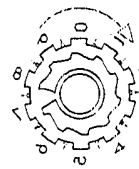


Fig. : B1.1

Box no.: 5 of 50 ups

Printing Face: 999600

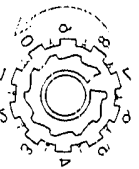


Fig. : B1.17

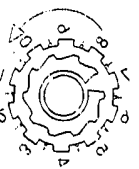


Fig. : B1.16

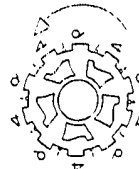


Fig. : B1.24

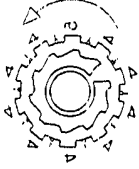


Fig. : B1.8

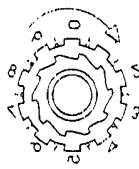


Fig. : B1.2

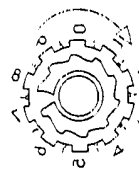


Fig. : B1.1

Box no.: 6 of 50 ups

Printing Face: 999500

FIG 2...

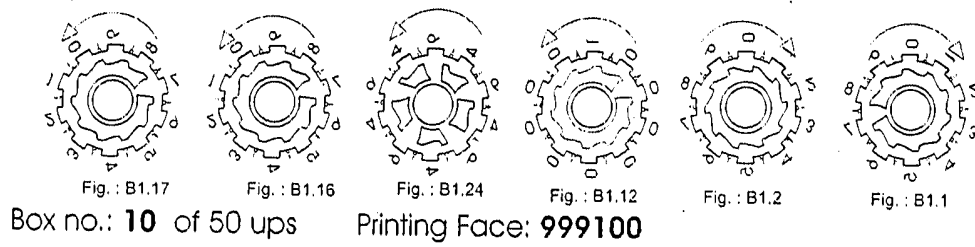
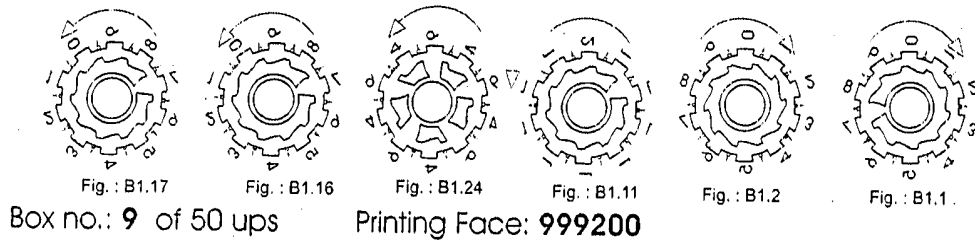
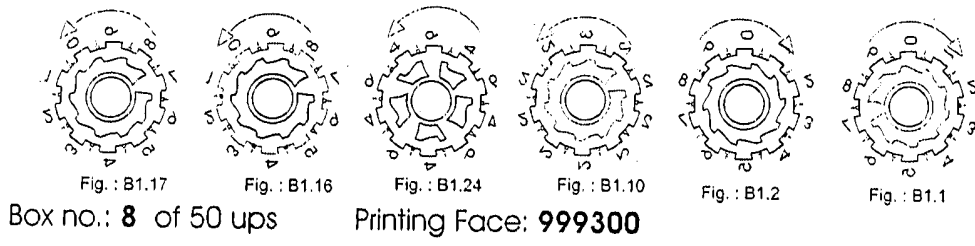
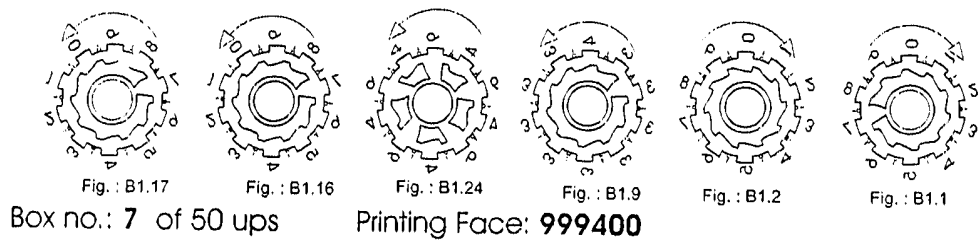


FIG 2...

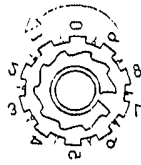


Fig. : B1.17

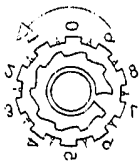


Fig. : B1.16

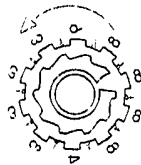


Fig. : B1.25

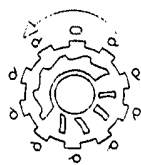


Fig. : B1.22

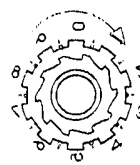


Fig. : B1.2

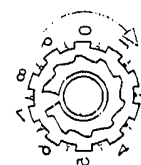


Fig. : B1.1

Box no.: 11 of 50 ups

Printing Face: 999000

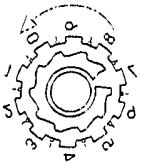


Fig. : B1.17

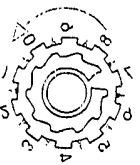


Fig. : B1.16



Fig. : B1.26

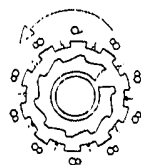


Fig. : B1.4

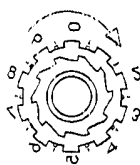


Fig. : B1.2

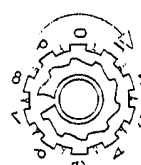


Fig. : B1.1

Box no.: 12 of 50 ups

Printing Face: 998900

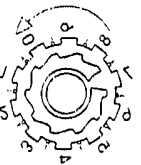


Fig. : B1.17



Fig. : B1.16

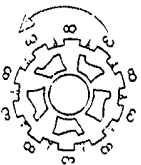


Fig. : B1.26

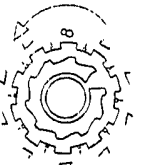


Fig. : B1.5

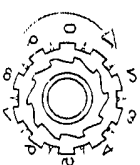


Fig. : B1.2

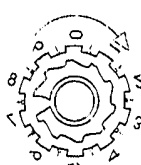


Fig. : B1.1

Box no.: 13 of 50 ups

Printing Face: 998800

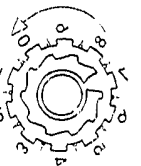


Fig. : B1.17

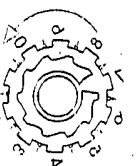


Fig. : B1.16




Fig. : B1.26

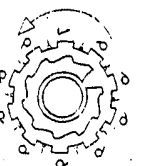


Fig. : B1.6

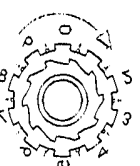


Fig. : B1.2

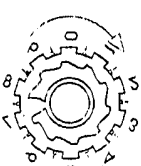


Fig. : B1.1

Box no.: 14 of 50 ups

Printing Face: 998700

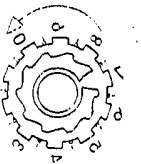


Fig. : B1.17

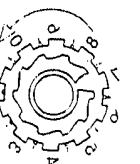


Fig. : B1.16

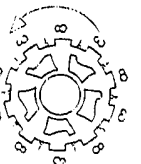


Fig. : B1.26



Fig. : B1.7

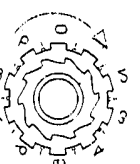


Fig. : B1.2

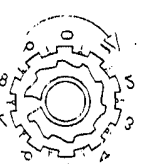


Fig. : B1.1

Box no.: 15 of 50 ups

Printing Face: 998600

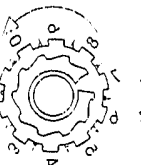


Fig. : B1.17

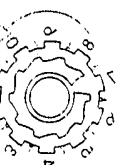


Fig. : B1.16

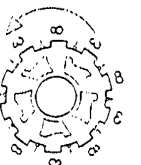


Fig. : B1.26

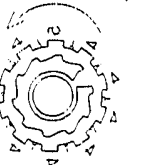


Fig. : B1.8

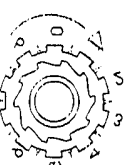


Fig. : B1.2

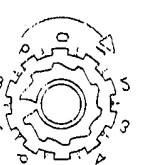


Fig. : B1.1

Box no.: 16 of 50 ups

Printing Face: 998500

FIG 2...

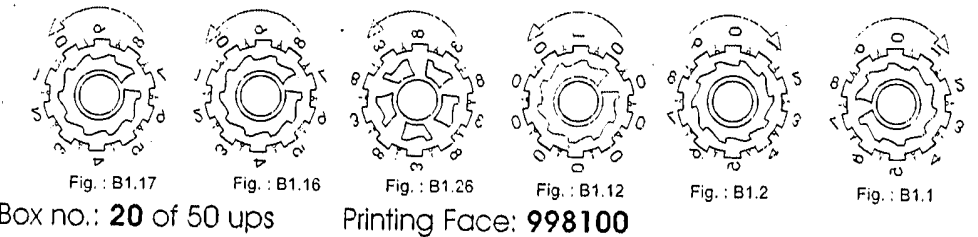
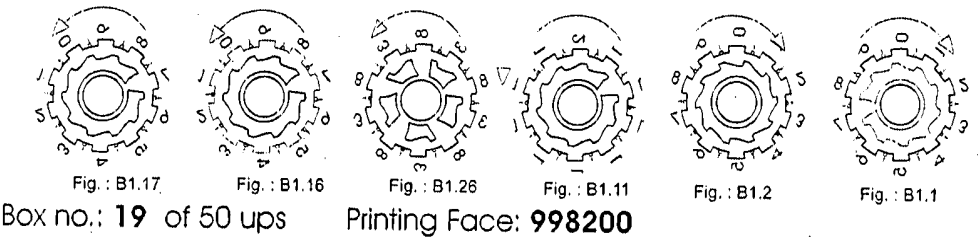
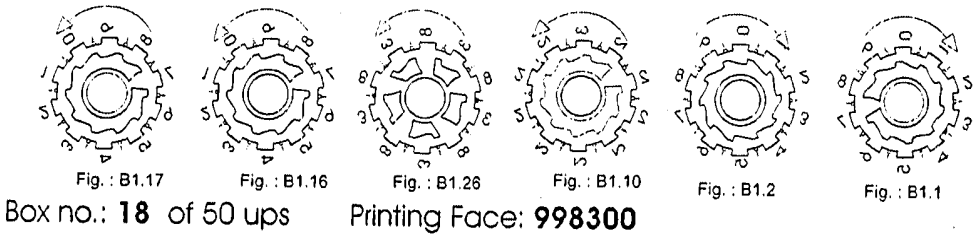
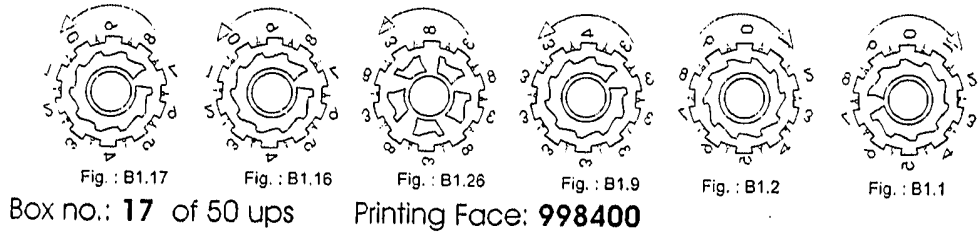


FIG 2...

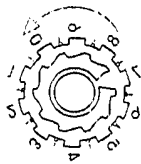


Fig. : B1.17




Fig. : B1.16

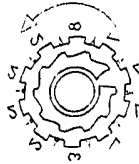


Fig. : B1.27



Fig. : B1.22

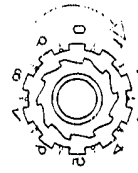


Fig. : B1.2

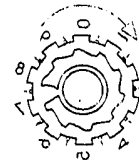


Fig. : B1.1

Box no.: 21 of 50 ups

Printing Face: 998000

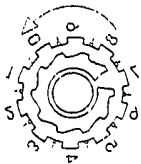


Fig. : B1.17

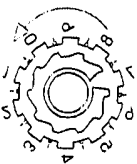


Fig. : B1.16




Fig. : B1.28

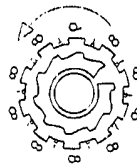


Fig. : B1.4

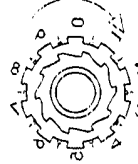


Fig. : B1.2

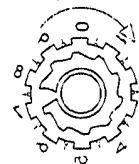


Fig. : B1.1

Box no.: 22 of 50 ups

Printing Face: 997900

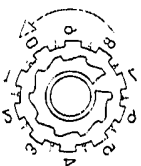


Fig. : B1.17

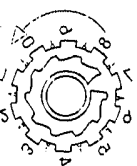


Fig. : B1.16

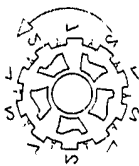


Fig. : B1.28

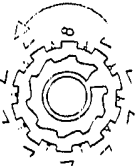


Fig. : B1.5

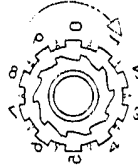


Fig. : B1.2

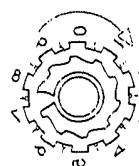


Fig. : B1.1

Box no.: 23 of 50 ups

Printing Face: 997800

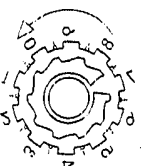


Fig. : B1.17

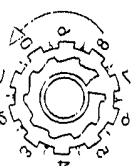


Fig. : B1.16

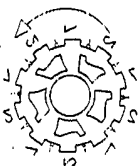


Fig. : B1.28

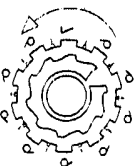


Fig. : B1.6

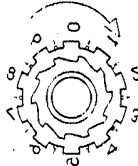


Fig. : B1.2

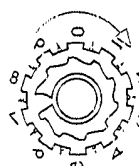


Fig. : B1.1

Box no.: 24 of 50 ups

Printing Face: 997700

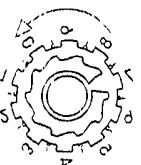


Fig. : B1.17



Fig. : B1.16




Fig. : B1.28

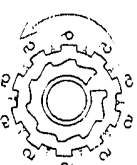


Fig. : B1.7

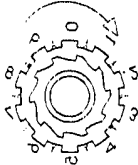


Fig. : B1.2

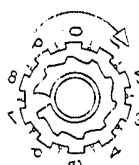


Fig. : B1.1

Box no.: 25 of 50 ups

Printing Face: 997600

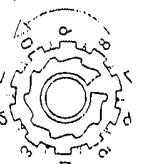


Fig. : B1.17

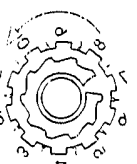


Fig. : B1.16

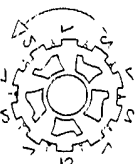


Fig. : B1.28

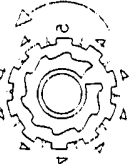


Fig. : B1.8

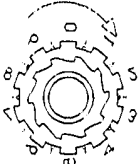


Fig. : B1.2

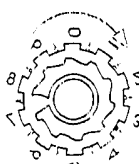
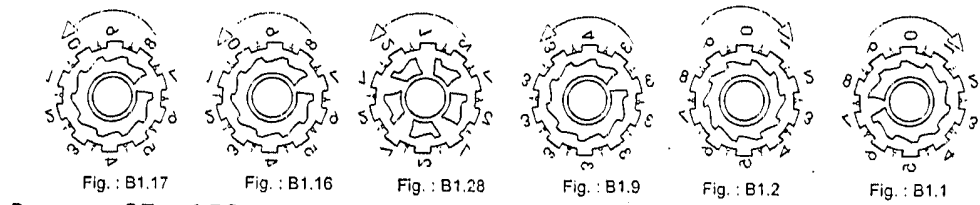


Fig. : B1.1

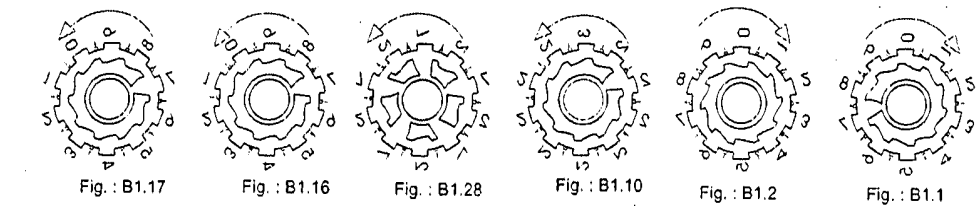
Box no.: 26 of 50 ups

Printing Face: 997500

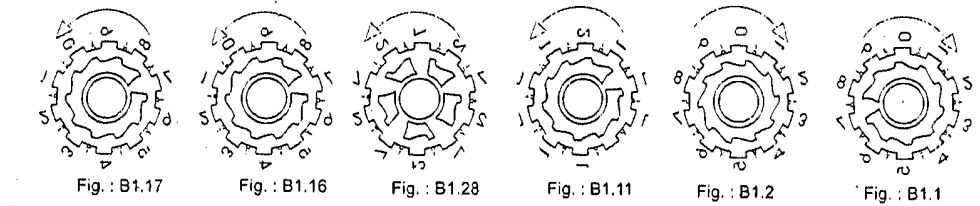
FIG 2...



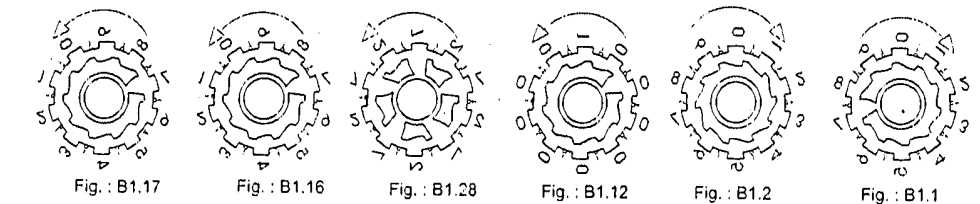
Box no.: **27** of 50 ups Printing Face: **997400**



Box no.: **28** of 50 ups Printing Face: **997300**



Box no.: **29** of 50 ups Printing Face: **997200**



Box no.: **30** of 50 ups Printing Face: **997100**

FIG 2...

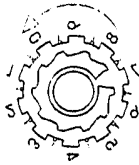


Fig. : B1.17

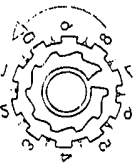


Fig. : B1.16

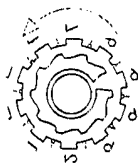


Fig. : B1.29

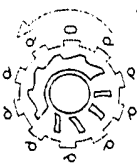


Fig. : B1.22

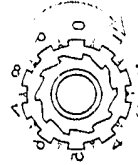


Fig. : B1.2

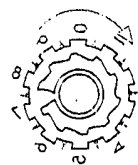


Fig. : B1.1

Box no.: 31 of 50 ups

Printing Face: 997000

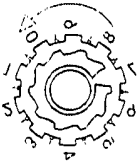


Fig. : B1.17

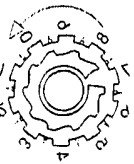


Fig. : B1.16



Fig. : B1.30

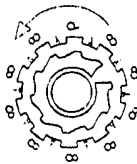


Fig. : B1.4

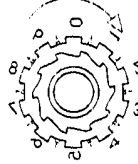


Fig. : B1.2

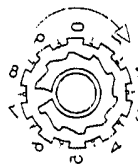


Fig. : B1.1

Box no.: 32 of 50 ups

Printing Face: 996900

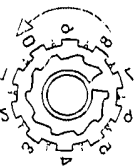


Fig. : B1.17

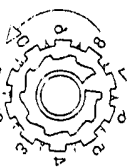


Fig. : B1.16



Fig. : B1.30

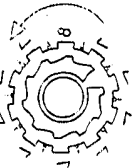


Fig. : B1.5

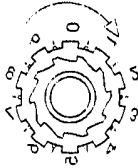


Fig. : B1.2



Fig. : B1.1

Box no.: 33 of 50 ups

Printing Face: 996800

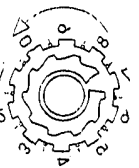


Fig. : B1.17

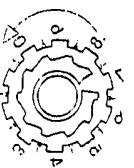


Fig. : B1.16



Fig. : B1.30

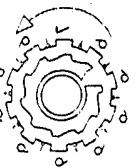


Fig. : B1.6

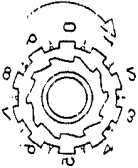


Fig. : B1.2

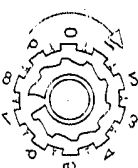


Fig. : B1.1

Box no.: 34 of 50 ups

Printing Face: 996700

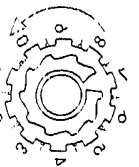


Fig. : B1.17

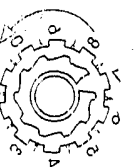


Fig. : B1.16



Fig. : B1.30

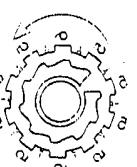


Fig. : B1.7

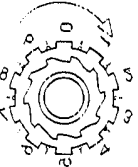


Fig. : B1.2

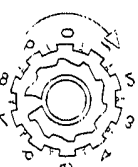


Fig. : B1.1

Box no.: 35 of 50 ups

Printing Face: 996600

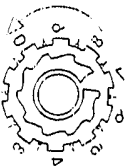


Fig. : B1.17

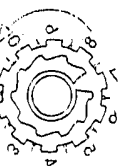


Fig. : B1.16



Fig. : B1.30

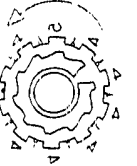


Fig. : B1.8

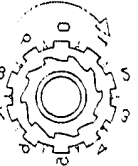


Fig. : B1.2



Fig. : B1.1

Box no.: 36 of 50 ups

Printing Face: 996500

FIG 2...

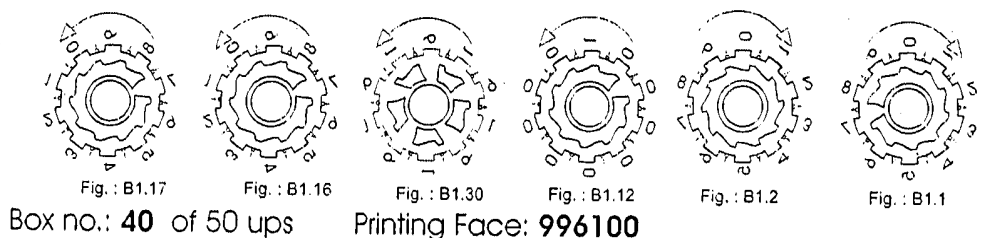
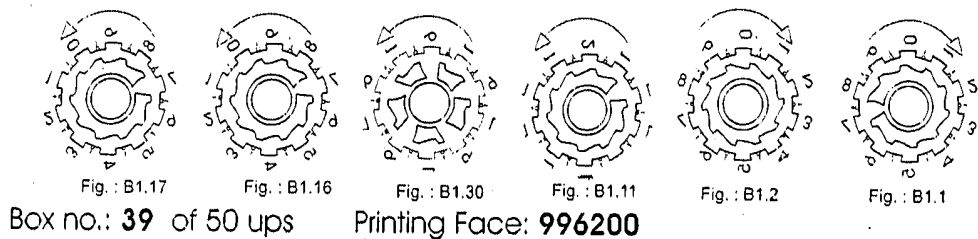
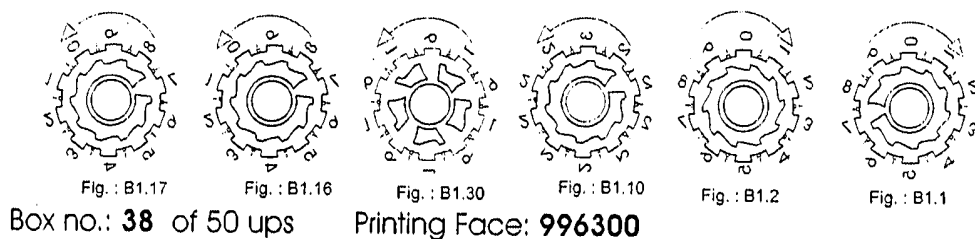
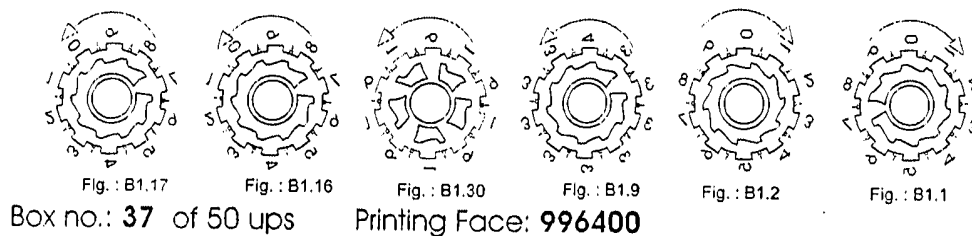


FIG 2...

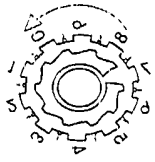


Fig. : B1.17

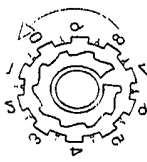


Fig. : B1.16

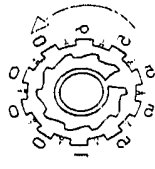


Fig. : B1.31

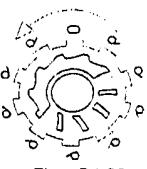


Fig. : B1.22

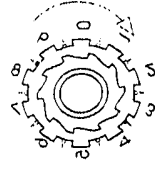


Fig. : B1.2

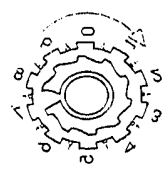


Fig. : B1.1

Box no.: **41** of 50 ups

Printing Face: **996000**

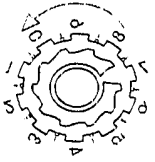


Fig. : B1.17

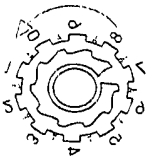


Fig. : B1.16




Fig. : B1.32

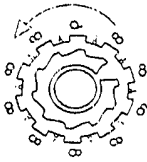


Fig. : B1.4

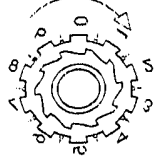


Fig. : B1.2

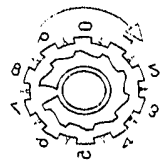


Fig. : B1.1

Box no.: **42** of 50 ups

Printing Face: **995900**

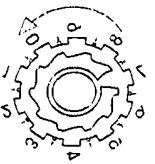


Fig. : B1.17

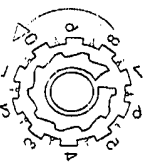


Fig. : B1.16




Fig. : B1.32

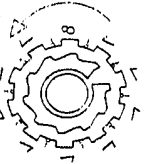


Fig. : B1.5

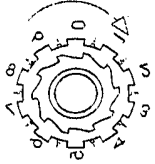


Fig. : B1.2

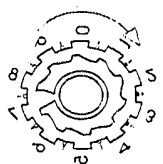


Fig. : B1.1

Box no.: **43** of 50 ups

Printing Face: **995800**

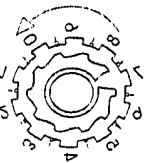


Fig. : B1.17

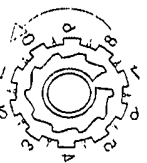


Fig. : B1.16




Fig. : B1.32

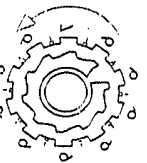


Fig. : B1.6

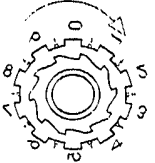


Fig. : B1.2

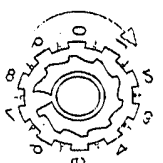


Fig. : B1.1

Box no.: **44** of 50 ups

Printing Face: **995700**

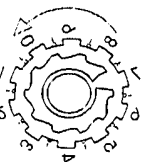


Fig. : B1.17

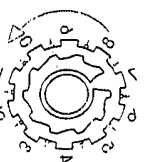


Fig. : B1.16




Fig. : B1.32

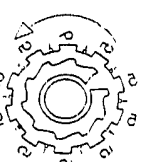


Fig. : B1.7

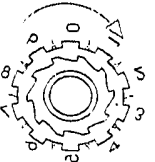


Fig. : B1.2

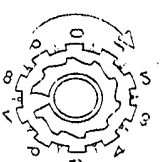


Fig. : B1.1

Box no.: **45** of 50 ups

Printing Face: **995600**

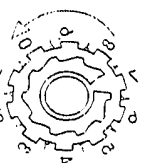


Fig. : B1.17

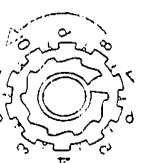


Fig. : B1.16

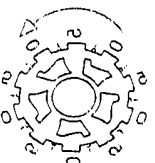


Fig. : B1.32

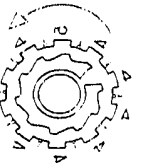


Fig. : B1.8

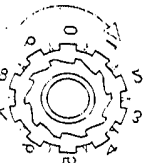


Fig. : B1.2

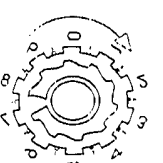


Fig. : B1.1

Box no.: **46** of 50 ups

Printing Face: **995500**

FIG 2...

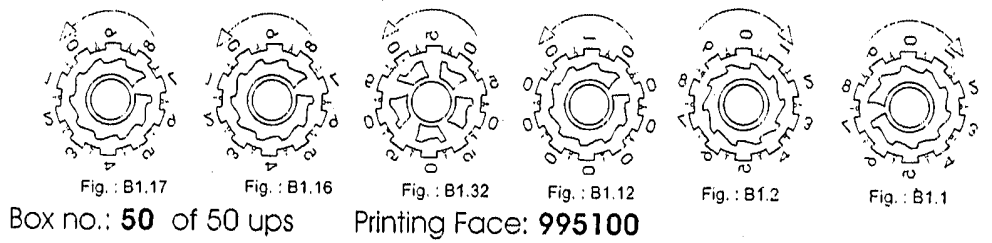
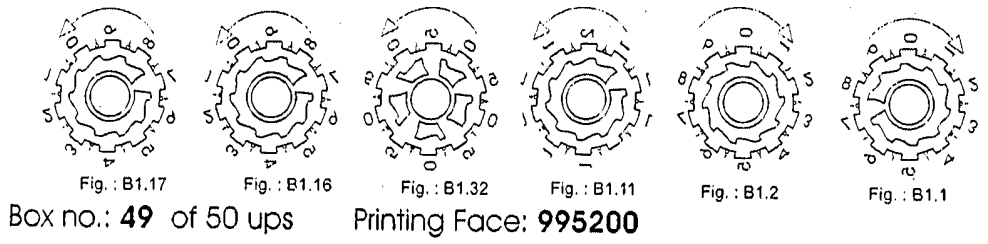
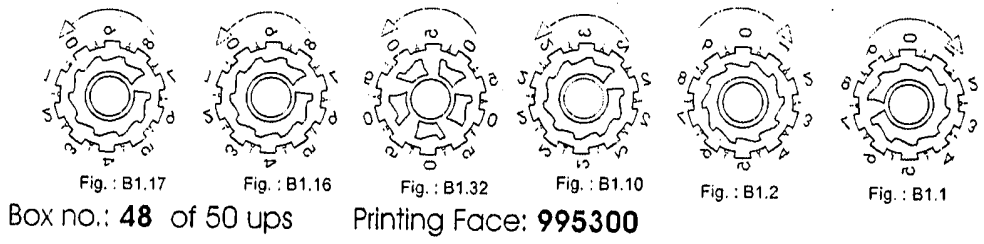
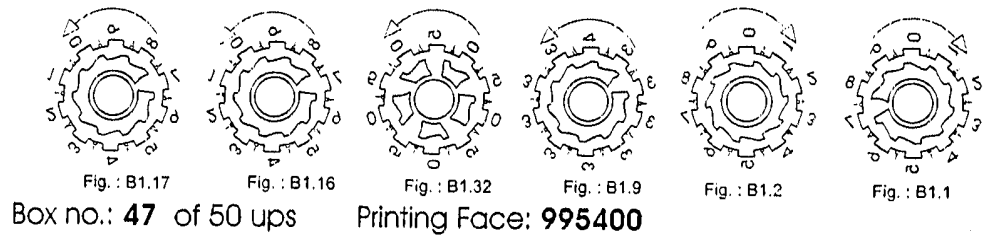


FIG 2...

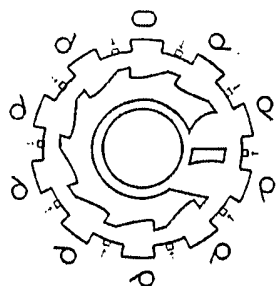


Fig. : B1.3

100th wheel used in 40 and 20 UPS

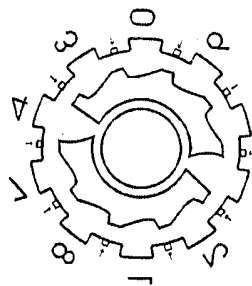


Fig. : B1.18

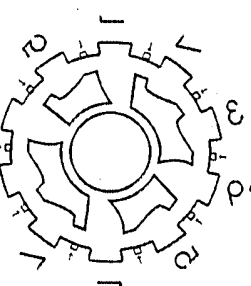


Fig. : B1.19

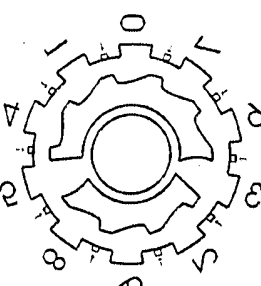


Fig. : B1.20

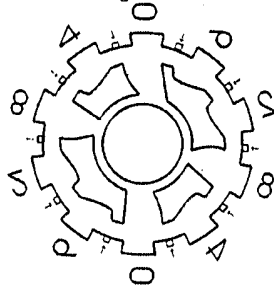


Fig. : B1.21

1000TH wheel used in 40 ups

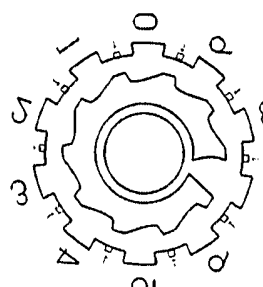


Fig. : B1.13

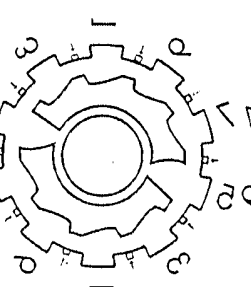


Fig. : B1.14

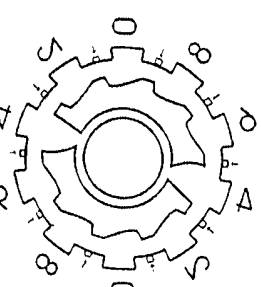


Fig. : B1.15

1000TH wheel used in 20 ups

FIG 3

INTERNATIONAL SEARCH REPORT

Int. Application No.
P. No. 2004/000254

A. CLASSIFICATION OF SUBJECT MATTER IPC 7 B41K3/10 B41F33/00				
According to International Patent Classification (IPC) or to both national classification and IPC				
B. FIELDS SEARCHED Minimum documentation searched (classification system followed by classification symbols) IPC 7 B41F B41K				
Documentation searched other than minimum documentation to the extent that such documents are included in the fields searched				
Electronic data base consulted during the international search (name of data base and, where practical, search terms used) EPO-Internal, WPI Data, PAJ				
C. DOCUMENTS CONSIDERED TO BE RELEVANT				
Category °	Citation of document, with indication, where appropriate, of the relevant passages	Relevant to claim No.		
A	EP 0 598 679 A (DE LA RUE GIORI SA) 25 May 1994 (1994-05-25) the whole document	1, 11, 12		
A	PATENT ABSTRACTS OF JAPAN vol. 0040, no. 96 (M-020), 11 July 1980 (1980-07-11) & JP 55 055867 A (DAINIPPON PRINTING CO LTD), 24 April 1980 (1980-04-24) abstract figures 5-13	17, 20-24		
A	US 4 677 910 A (KUHFUSS RUNWALT) 7 July 1987 (1987-07-07) claims 8,9; figures 6,6a columns 3-6 column 11, lines 34-68 column 12, lines 1-31	1, 17, 20-24		
-/--				
<input checked="" type="checkbox"/> Further documents are listed in the continuation of box C.				
<input checked="" type="checkbox"/> Patent family members are listed in annex.				
° Special categories of cited documents :				
<table style="width: 100%; border: none;"> <tr> <td style="width: 50%; vertical-align: top; padding: 5px;"> <ul style="list-style-type: none"> *A* document defining the general state of the art which is not considered to be of particular relevance *E* earlier document but published on or after the international filing date *L* document which may throw doubts on priority claim(s) or which is cited to establish the publication date of another citation or other special reason (as specified) *O* document referring to an oral disclosure, use, exhibition or other means *P* document published prior to the international filing date but later than the priority date claimed </td> <td style="width: 50%; vertical-align: top; padding: 5px;"> <ul style="list-style-type: none"> *T* later document published after the international filing date or priority date and not in conflict with the application but cited to understand the principle or theory underlying the invention *X* document of particular relevance; the claimed invention cannot be considered novel or cannot be considered to involve an inventive step when the document is taken alone *Y* document of particular relevance; the claimed invention cannot be considered to involve an inventive step when the document is combined with one or more other such documents, such combination being obvious to a person skilled in the art. *Z* document member of the same patent family </td> </tr> </table>			<ul style="list-style-type: none"> *A* document defining the general state of the art which is not considered to be of particular relevance *E* earlier document but published on or after the international filing date *L* document which may throw doubts on priority claim(s) or which is cited to establish the publication date of another citation or other special reason (as specified) *O* document referring to an oral disclosure, use, exhibition or other means *P* document published prior to the international filing date but later than the priority date claimed 	<ul style="list-style-type: none"> *T* later document published after the international filing date or priority date and not in conflict with the application but cited to understand the principle or theory underlying the invention *X* document of particular relevance; the claimed invention cannot be considered novel or cannot be considered to involve an inventive step when the document is taken alone *Y* document of particular relevance; the claimed invention cannot be considered to involve an inventive step when the document is combined with one or more other such documents, such combination being obvious to a person skilled in the art. *Z* document member of the same patent family
<ul style="list-style-type: none"> *A* document defining the general state of the art which is not considered to be of particular relevance *E* earlier document but published on or after the international filing date *L* document which may throw doubts on priority claim(s) or which is cited to establish the publication date of another citation or other special reason (as specified) *O* document referring to an oral disclosure, use, exhibition or other means *P* document published prior to the international filing date but later than the priority date claimed 	<ul style="list-style-type: none"> *T* later document published after the international filing date or priority date and not in conflict with the application but cited to understand the principle or theory underlying the invention *X* document of particular relevance; the claimed invention cannot be considered novel or cannot be considered to involve an inventive step when the document is taken alone *Y* document of particular relevance; the claimed invention cannot be considered to involve an inventive step when the document is combined with one or more other such documents, such combination being obvious to a person skilled in the art. *Z* document member of the same patent family 			
Date of the actual completion of the international search <p style="text-align: center;">9 December 2004</p>	Date of mailing of the international search report <p style="text-align: center;">21/12/2004</p>			
Name and mailing address of the ISA European Patent Office, P.B. 5818 Patentlaan 2 NL - 2280 HV Rijswijk Tel. (+31-70) 340-2040, Tx. 31 651 epo nl, Fax: (+31-70) 340-3013	Authorized officer <p style="text-align: center;">Curt, D</p>			

INTERNATIONAL SEARCH REPORT

Int. Patent Application No.
PCT/IN2004/000254

C.(Continuation) DOCUMENTS CONSIDERED TO BE RELEVANT		
Category °	Citation of document, with indication, where appropriate, of the relevant passages	Relevant to claim No.
P, A	EP 1 389 524 A (KBA GIORI SA) 18 February 2004 (2004-02-18) page 4, paragraphs 22, 26, 27 page 6, paragraphs 51, 52 page 7, paragraphs 55, 59, 61, 63 claims 1, 2, 4 figures 4a-4c, 5-8 -----	1, 11, 12, 17, 20-24
A	EP 1 225 055 A (MAKINO KAZUNOSUKE) 24 July 2002 (2002-07-24) the whole document -----	17
A	US 5 590 507 A (WYSSMANN HANS) 7 January 1997 (1997-01-07) the whole document -----	1

INTERNATIONAL SEARCH REPORT

 International Application No
 PCT/JP2004/000254

Patent document cited in search report		Publication date	Patent family member(s)	Publication date
EP 0598679	A	25-05-1994	AT 148042 T	15-02-1997
			DE 59305241 D1	06-03-1997
			EP 0598679 A1	25-05-1994
			JP 3333602 B2	15-10-2002
			JP 6278353 A	04-10-1994
JP 55055867	A	24-04-1980	JP 1423767 C	15-02-1988
			JP 62032117 B	13-07-1987
US 4677910	A	07-07-1987	AT 36990 T	15-09-1988
			AU 572432 B2	05-05-1988
			AU 4457285 A	09-01-1986
			BR 8503125 A	18-03-1986
			CA 1242259 A1	20-09-1988
			DD 235435 A5	07-05-1986
			DE 3564784 D1	13-10-1988
			DK 286385 A	06-01-1986
			EP 0167196 A1	08-01-1986
			ES 8702858 A1	01-04-1987
			FI 852652 A	06-01-1986
			JP 1672311 C	12-06-1992
			JP 3033115 B	15-05-1991
			JP 61025879 A	04-02-1986
			NO 852688 A	06-01-1986
SU 1389671 A3	15-04-1988			
EP 1389524	A	18-02-2004	EP 1389524 A1	18-02-2004
			BR 0305779 A	05-10-2004
			WO 2004016433 A1	26-02-2004
EP 1225055	A	24-07-2002	JP 10181169 A	07-07-1998
			JP 10181170 A	07-07-1998
			EP 1225055 A2	24-07-2002
			CN 1338384 A	06-03-2002
			CN 1186737 A ,B	08-07-1998
			DE 69721956 D1	18-06-2003
			DE 69721956 T2	24-12-2003
			EP 0850775 A1	01-07-1998
			TW 415377 Y	11-12-2000
			US 6216588 B1	17-04-2001
US 6012861 A	11-01-2000			
US 5590507	A	07-01-1997	AT 159684 T	15-11-1997
			AU 676358 B2	06-03-1997
			AU 7290894 A	13-04-1995
			CA 2117664 A1	31-03-1995
			CN 1121869 A ,B	08-05-1996
			DE 59404466 D1	04-12-1997
			EP 0646459 A1	05-04-1995
			JP 3464539 B2	10-11-2003
			JP 8001919 A	09-01-1996
			RU 2134903 C1	20-08-1999