



US00D484571S

(12) **United States Design Patent** (10) **Patent No.:** **US D484,571 S**  
**Neal** (45) **Date of Patent:** **\*\* Dec. 30, 2003**

- (54) **CUP FOR PAINT SPRAYER**
- (75) Inventor: **Stanley D. Neal**, Mt. Juliet, TN (US)
- (73) Assignee: **Campbell Hausfeld/Scott Fetzer Company**, Harrison, OH (US)
- (\*\*) Term: **14 Years**
- (21) Appl. No.: **29/179,012**
- (22) Filed: **Apr. 3, 2003**

D313,462 S	1/1991	Hart et al.	
D321,747 S	* 11/1991	Burns	D23/225
D324,722 S	* 3/1992	Nordeen	D23/225
D327,528 S	6/1992	Sears et al.	
D331,095 S	11/1992	Steinberg	
D347,047 S	5/1994	Wood	
D349,558 S	* 8/1994	Albers	D23/225
D358,451 S	* 5/1995	Shaw	D23/225
D391,626 S	3/1998	Spiegel	
D431,279 S	9/2000	Spiegel	
D441,832 S	5/2001	DiMatteo	
D461,226 S	8/2002	Hunter	
D467,991 S	12/2002	Ibele	

**Related U.S. Application Data**

- (62) Division of application No. 29/168,788, filed on Oct. 9, 2002, now Pat. No. Des. 476,061.
- (51) **LOC (7) Cl.** ..... **23-01**
- (52) **U.S. Cl.** ..... **D23/225**
- (58) **Field of Search** ..... D23/213, 225;  
239/302, 310, 316; D9/530

\* cited by examiner

*Primary Examiner*—Robin V. Taylor  
(74) *Attorney, Agent, or Firm*—Jones Day

(57) **CLAIM**

The ornamental design for a cup for paint sprayer, as shown and described.

**DESCRIPTION**

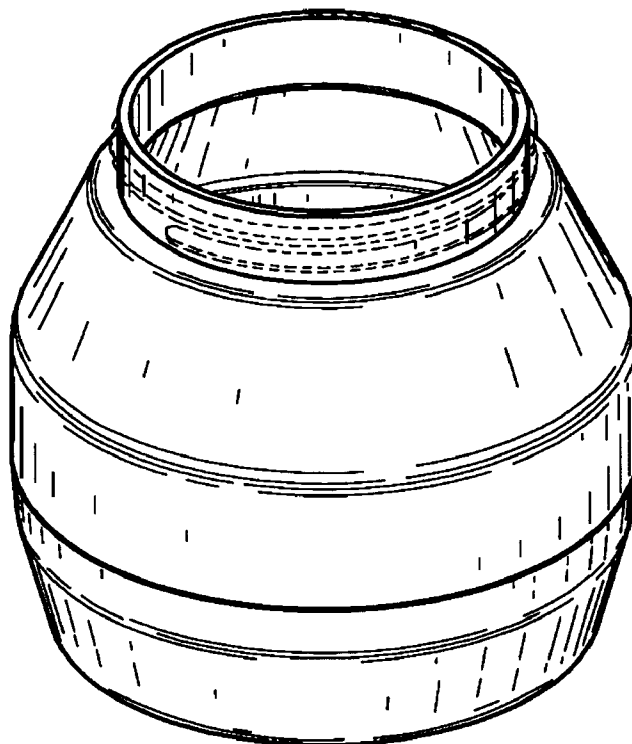
FIG. 1 is a perspective view of the cup of my new design; FIG. 2 is a top view thereof; FIG. 3 is a bottom view thereof; and, FIG. 4 is a front view thereof, the rear view, left side view, and right side view being identical to the front view with the exception of the placement of the screw threads, shown in phantom. The broken lines showings of FIGS. 1-4 are for illustrative purposes only and form no part of the claimed design.

(56) **References Cited**

**U.S. PATENT DOCUMENTS**

D237,796 S	11/1975	Wagner	
D251,382 S	3/1979	Reed	
D251,602 S	4/1979	Widmer	
D286,426 S	10/1986	Lin	
D286,906 S	11/1986	Gibbs	
D295,659 S	5/1988	Born	
D297,350 S	8/1988	Kille	
D309,858 S	* 8/1990	Meyersburg	D9/532
D311,240 S	10/1990	Born	

**1 Claim, 1 Drawing Sheet**



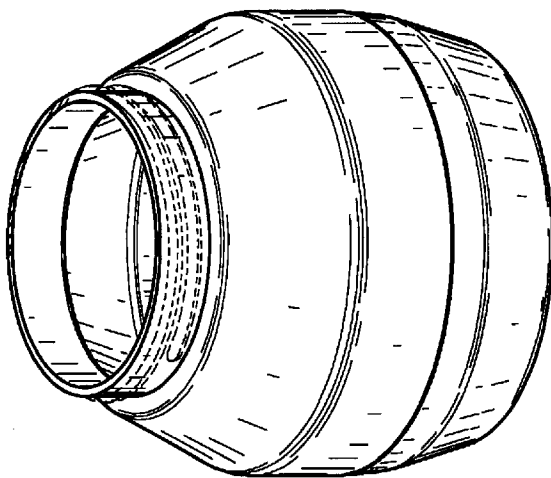


Fig.1

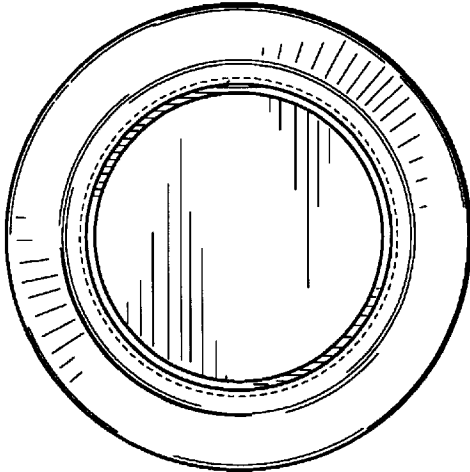


Fig.2

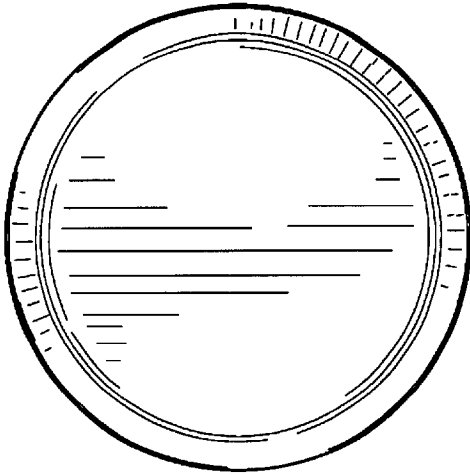


Fig.3




Fig.4