

(19) World Intellectual Property Organization
International Bureau



(43) International Publication Date
23 February 2006 (23.02.2006)

PCT

(10) International Publication Number
WO 2006/019988 A1

- (51) International Patent Classification⁷: **B32B 3/00**, 5/16, B01D 15/08, B29C 67/20, 67/24
- (21) International Application Number: PCT/US2005/025106
- (22) International Filing Date: 15 July 2005 (15.07.2005)
- (25) Filing Language: English
- (26) Publication Language: English
- (30) Priority Data: 60/592,971 30 July 2004 (30.07.2004) US
- (71) Applicant (for all designated States except US): **WATERS INVESTMENTS LIMITED** [US/US]; 109 Lukens Drive, New Castle, DE 19720 (US).
- (72) Inventors; and
- (75) Inventors/Applicants (for US only): **WYNDHAM, Kevin, D.** [US/US]; 2 Sunset Drive, Douglas, MA 01516 (US). **O'GARA, John, E.** [US/US]; 30 Bellview Heights, Ashland, MA 01721 (US).
- (74) Agents: **LAURO, Peter, C.** et al.; Edwards & Angell, LLP, P.O. Box 55874, Boston, MA 02205 (US).
- (81) Designated States (unless otherwise indicated, for every kind of national protection available): AE, AG, AL, AM, AT, AU, AZ, BA, BB, BG, BR, BW, BY, BZ, CA, CH, CN, CO, CR, CU, CZ, DE, DK, DM, DZ, EC, EE, EG, ES, FI, GB, GD, GE, GH, GM, HR, HU, ID, IL, IN, IS, JP, KE, KG, KM, KP, KR, KZ, LC, LK, LR, LS, LT, LU, LV, MA, MD, MG, MK, MN, MW, MX, MZ, NA, NG, NI, NO, NZ, OM, PG, PH, PL, PT, RO, RU, SC, SD, SE, SG, SK, SL, SM, SY, TJ, TM, TN, TR, TT, TZ, UA, UG, US, UZ, VC, VN, YU, ZA, ZM, ZW.
- (84) Designated States (unless otherwise indicated, for every kind of regional protection available): ARIPO (BW, GH, GM, KE, LS, MW, MZ, NA, SD, SL, SZ, TZ, UG, ZM, ZW), Eurasian (AM, AZ, BY, KG, KZ, MD, RU, TJ, TM), European (AT, BE, BG, CH, CY, CZ, DE, DK, EE, ES, FI, FR, GB, GR, HU, IE, IS, IT, LT, LU, LV, MC, NL, PL, PT, RO, SE, SI, SK, TR), OAPI (BF, BJ, CF, CG, CI, CM, GA, GN, GQ, GW, ML, MR, NE, SN, TD, TG).
- Published:**
— with international search report
- For two-letter codes and other abbreviations, refer to the "Guidance Notes on Codes and Abbreviations" appearing at the beginning of each regular issue of the PCT Gazette.*

(54) Title: POROUS INORGANIC/ORGANIC HYBRID MATERIALS WITH ORDERED DOMAINS FOR CHROMATOGRAPHIC SEPARATIONS AND PROCESSES FOR THEIR PREPARATION

(57) Abstract: Porous hybrid inorganic/organic materials comprising ordered domains are disclosed. Methods of making the materials and use of the materials for chromatographic are also disclosed.



WO 2006/019988 A1

**POROUS INORGANIC/ORGANIC HYBRID MATERIALS WITH ORDERED
DOMAINS FOR CHROMATOGRAPHIC SEPARATIONS AND PROCESSES
FOR THEIR PREPARATION**

5 **Related Applications**

This application claims the benefit of U.S. Provisional Application No.: 60/592,971 filed July 30, 2004, the entire contents of which are incorporated herein by reference.

Background Of The Invention

10 Materials for chromatographic separations can be generally classified as inorganic (*e.g.*, silica), organic (*e.g.*, polydivinylbenzene), or hybrid inorganic/organic materials.

As stationary phases for HPLC, organic-based materials are chemically stable against strongly alkaline and strongly acidic mobile phases, allowing flexibility in the
15 choice of mobile phase pH. However, organic chromatographic materials generally result in columns with low efficiency, leading to inadequate separation performance, particularly with low molecular-weight analytes. Furthermore, many organic chromatographic materials shrink and swell when the composition of the mobile phase is changed. In addition, most organic chromatographic materials do not have the
20 mechanical strength of typical chromatographic silica.

Silica-based materials are mechanically strong and result in columns that do not show evidence of shrinking or swelling. However, limited hydrolytic stability is a drawback with silica-based columns, because silica may be readily dissolved under alkaline conditions, generally pH > 8.0, leading to the subsequent collapse of the
25 chromatographic bed. Additionally, the bonded phase on a silica surface may be removed from the surface under acidic conditions, generally pH < 2.0, and eluted off the column by the mobile phase, causing loss of analyte retention.

Porous inorganic/organic hybrid materials have been introduced to overcome the above-mentioned deficiencies while attempting to maintain the beneficial properties of
30 purely organic and purely inorganic materials. These materials are synthesized from a mixture of inorganic and organofunctional silane monomers to prepare a copolymer, *e.g.* SiO₂/RSiO_{1.5} or SiO₂/R(SiO_{1.5})₂ and can be either particulate or monolithic in form. *See, e.g.*, K. Unger, J. Schick-Kalb, U. S. Patent No. 4,017,528; A. Sayari, S. Hamoudi, *Chem. Mater.* 13 (2001) 3151; K. Nakanishi, N. Soga, T. Minakuchi, U.S. Patent No.
35 6,207,098; K. Nakanishi, N. Soga, Japanese patent application 2,893,104.

However, there is a number of problems with these materials when used in chromatographic separations. By and large, these problems arise because the particulate forms have been made by direct co-condensation of the monomers into a silicate form or *via* an intermediate poly(organosiloxane) (POS). The resultant particles are commonly
5 irregular in shape, are not highly spherical, or have an irregular surface morphology. Because of these irregularities in shape or morphology, these particles do not afford the packing of highly efficient columns that are required for good chromatography.

The particles further contain a large population of micropores with a diameter of about $< 40 \text{ \AA}$. It is known that the diffusion of a molecule in the pores of a material
10 slows down measurably as the pore size becomes smaller than about 10 times the size of the analyte molecule, resulting in poor peak shape and band broadening. As a result, materials with a large population of micropores are not particularly useful for most chromatographic separations and have little utility.

In the case of monolithic materials, many of the monoliths lack macropores that
15 are required for low operating backpressures. In monolith cases where macropores have been achieved, the monoliths contain a large population of micropores with a diameter of about $< 40 \text{ \AA}$ and suffer the same disadvantages as described above. Hybrid materials containing only a small population of micropores and a sufficient population of mesopores have been reported to solve this problem. *See, e.g.,* Z. Jiang, R. Fisk, J.
20 O’Gara, T. Walter, K. Wyndham US 6,686,035, and T. Walter, J. Ding, M. Kele, J. O’Gara, P. Iraneta WO 03/014450.

However, the removal of the deleterious micropores is achieved by a hydrothermal treatment and comes at the expense of decreasing surface area, which consequently diminishes the material’s retention capacity. In addition, the removal of
25 the deleterious micropores results in a unimodal mesopore population that is polydisperse. Finally, all of the hybrid materials containing only a small population of micropores and a sufficient population of mesopores are amorphous or disordered.

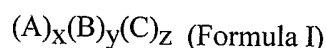
Thus, there is a need for hybrid materials having ordered domains, in which chromatographically desirable morphologies (*e.g.*, spherical particles and monoliths with
30 a bimodal pore size distribution of macropores and mesopores) are preserved. Although the analogous preservation of purely inorganic silica gel particles has been reported, *see, e.g.,* T. Martin, A. Galarneau, F. Di Renzo, F. Fajula, D. Plee, *Angew. Chem. Int. Ed.*
41 (2002) 2590, this has not yet been achieved for hybrid materials, especially those with a chromatographically-enhancing pore geometry. Therefore, porous inorganic/organic
35 hybrid materials comprising ordered domains and, advantageously, a chromatographically-enhancing pore geometry are needed.

Summary Of The Invention

The present invention provides novel materials for chromatographic separations, processes for their preparation, and separations devices containing the chromatographic materials. In particular, the invention provides porous inorganic/organic hybrid
 5 materials comprising ordered domains and, in certain embodiments, chromatographically-enhancing pore geometries.

Thus, in one aspect the invention provides a porous hybrid inorganic/organic material comprising ordered domains and having a chromatographically-enhancing pore geometry.

10 In another aspect, the invention provides a porous hybrid inorganic/organic material comprising ordered domains having formula I, II or III below:



wherein the order of repeat units A, B, and C may be random, block, or a combination of random and block;

15 A is an organic repeat unit which is covalently bonded to one or more repeat units A or B via an organic bond;

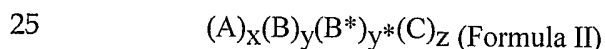
B is an organosiloxane repeat unit which is bonded to one or more repeat units B or C via an inorganic siloxane bond and which may be further bonded to one or more repeat units A or B via an organic bond;

20 C is an inorganic repeat unit which is bonded to one or more repeat units B or C via an inorganic bond; and

x, y are positive numbers and z is a non negative number, wherein

when $z = 0$, then $0.002 \leq x/y \leq 210$, and when $z \neq 0$, then

$0.0003 \leq y/z \leq 500$ and $0.002 \leq x/(y+z) \leq 210$;



wherein the order of repeat units A, B, B*, and C may be random, block, or a combination of random and block;

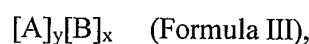
A is an organic repeat unit which is covalently bonded to one or more repeat units A or B via an organic bond;

30 B is an organosiloxane repeat units which is bonded to one or more repeat units B or B* or C via an inorganic siloxane bond and which may be further bonded to one or more repeat units A or B via an organic bond;

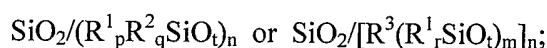
B* is an organosiloxane repeat unit which is bonded to one or more repeat units B or B* or C via an inorganic siloxane bond, wherein B* is an organosiloxane repeat unit that does not have reactive (*i.e.*, polymerizable) organic components and may further have a protected functional group that may be deprotected after polymerization;

C is an inorganic repeat unit which is bonded to one or more repeat units B or B* or C via an inorganic bond; and

x, y are positive numbers and z is a non negative number, wherein when $z = 0$, then $0.002 \leq x/(y+y^*) \leq 210$, and when $z \neq 0$, then $0.0003 \leq (y+y^*)/z \leq 500$ and $0.002 \leq x/(y+y^*+z) \leq 210$; or

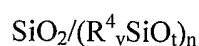


wherein x and y are whole number integers and A is



wherein R¹ and R² are independently a substituted or unsubstituted C₁ to C₇ alkyl group, or a substituted or unsubstituted aryl group, R³ is a substituted or unsubstituted C₁ to C₇ alkylene, alkenylene, alkynylene, or arylene group bridging two or more silicon atoms, p and q are 0, 1, or 2, provided that p + q = 1 or 2, and that when p + q = 1, t = 1.5, and when p + q = 2, t = 1; r is 0 or 1, provided that when r = 0, t = 1.5, and when r = 1, t = 1; m is an integer greater than or equal to 2; and n is a number from 0.01 to 100;

B is :



wherein R⁴ is hydroxyl, fluorine, alkoxy, aryloxy, substituted siloxane, protein, peptide, carbohydrate, nucleic acid, or combinations thereof, R⁴ is not R¹, R², or R³; v is 1 or 2, provided that when v = 1, t = 1.5, and when v=2, t=1; and n is a number from 0.01 to 100;

wherein the material of formula III has an interior area and an exterior surface, and said interior area of said material has a composition represented by A; said exterior surface of said material has a composition represented by A and B, and wherein said exterior composition is between about 1 and about 99% of the composition of B and the remainder comprising A.

Another aspect of the invention provides a method of preparing the porous hybrid inorganic/organic materials provided by the invention. The method comprises the steps of:

- (a) forming a pore restructuring template;
- (b) restructuring the pores of a porous hybrid inorganic/organic material by contacting the pores of the porous hybrid inorganic/organic material with the pore restructuring template, to thereby restructure the pores into ordered domains; and
- 5 (c) removing the pore restructuring template from the restructured pores; to thereby prepare a porous hybrid inorganic/organic material comprising ordered domains.

The invention also provides separations device comprising the porous hybrid inorganic/organic hybrid materials having ordered domains provided by the invention.

10 In a related aspect, the invention provides a chromatographic column comprising a column having a cylindrical interior for accepting a porous hybrid inorganic/organic material, and a chromatographic bed comprising a porous hybrid inorganic/organic material having ordered domains provided by the invention.

In another aspect, the invention provides porous hybrid inorganic/organic materials having ordered domains, wherein the materials are prepared by a method

15 comprising the steps of:

- (a) forming a pore restructuring template;
- (b) restructuring the pores of a porous hybrid inorganic/organic material by contacting the pores of the porous hybrid inorganic/organic material with the
- 20 pore restructuring template, to thereby restructure the pores into ordered domains; and
- (c) removing the pore restructuring template from the restructured pores.

Brief Description of the Drawings

25 Figure 1 shows the formation of one type of pore restructuring template in the form of a cylindrical micelle bundle of pore templating molecules (*e.g.*, surfactant).

Figure 2 shows particle pore transformation from amorphous to ordered domain using the process of the invention.

Figure 3 shows XRPD overlaid patterns displayed by hybrid materials 6r, 6i, and

30 5e with ordered domains (full logarithmic scale) as measured by Method A of Example 9.

Figure 4 shows an XRPD pattern displayed by hybrid material 6t with ordered domains (100% intensity scale) as measured by Method B of Example 9.

Figure 5 shows a transmission electron micrograph (TEM) of two materials: A (a hybrid material with ordered domains in accordance with the invention) and B (an inorganic material with ordered domains).

5 Detailed Description Of The Invention

The present invention will be more fully illustrated by reference to the definitions set forth below.

The term "hybrid", *i.e.*, as in "porous inorganic/organic hybrid materials" includes inorganic-based structures wherein an organic functionality is integral to both the internal or "skeletal" inorganic structure as well as the hybrid material surface. The inorganic portion of the hybrid material may be, *e.g.*, alumina, silica, titanium or zirconium oxides, or ceramic material. In a preferred embodiment, the inorganic portion of the hybrid material is silica.

"Ordered domains" are those found in porous inorganic/organic hybrid materials that exhibit diffraction peaks from about 0.8 to about 20 ° scan range (x-axis, 2θ units) as measured by X-ray powder diffraction (XRPD). XRPD is a well known characterization technique in the art (*see*, R. Jenkins, R.L. Snyder, Introduction to X-ray Powder Diffractometry, John Wiley & Sons, Inc., New York, © 1996). The 2θ position of the observed diffraction peak maxima observed for porous inorganic/organic hybrid materials with ordered domains excludes the diffraction peak at about 20° to about 23° 2θ that results from atomic-range order and which is observed and well known for amorphous materials. The percentage by mass of ordered domains within porous inorganic/organic hybrid materials of the invention may be from 1 – 100%, where the balance of the mass is amorphous. Hybrid materials with ordered domains may be further characterized by symmetry or space groups that are derived from XRPD, including but not limited to hexagonal (*p6mm*), cubic (*Ia3d*), triclinic, monoclinic, orthorhombic, tetragonal, trigonal, and lamellar.

A "pore restructuring template" is defined as an agent that acts to organize hybrid silicates to afford ordered domains within the hybrid material as the silicates dissolve and then precipitate during hydrothermal treatment. A pore restructuring template is comprised of one or more pore templating molecules and, optionally one or more template swelling molecules.

A "pore templating molecule" is defined as a molecule which combines with other pore templating molecules to form micelles, vesicles, or networks of a variety of shapes, sizes, symmetries and orders, *e.g.* cylindrical, spherical, hexagonal, cubic, triclinic, monoclinic, orthorhombic, tetragonal, trigonal, lamellar, unilamellar, planar,

ellipsoidal, disk-like, rod-like, globule, worm-hole, inverted or other higher order networks. One or a combination of two or more pore templating molecules can be used. The pore templating molecules are advantageously used above their critical micelle concentrations (CMC) when the CMC exists. Pore templating molecules may be ionic or non-ionic, and include a number of surfactants.

A "template swelling molecule" is defined as a molecule or group of molecules that act to swell a micelle, vesicle, or network of pore templating molecules to a larger physical size. "Chromatographically-enhancing pore geometry" is found in hybrid materials containing only a small population of micropores and a sufficient population of mesopores. A small population of micropores is achieved in hybrid materials when all pores of a diameter of about $< 34 \text{ \AA}$ contribute less than about $110 \text{ m}^2/\text{g}$ to the specific surface area of the particle. Hybrid materials with such a low micropore surface area and with a sufficient population of mesopores give chromatographic enhancements including high separation efficiency and good mass transfer properties (as evidenced by, *e.g.*, reduced band spreading and good peak shape).

"Micropore surface area" is defined as the surface area in pores with diameters less than or equal to 34 \AA , determined by multipoint nitrogen sorption analysis from the adsorption leg of the isotherm using the BJH method

A "sufficient population of mesopores" is achieved in hybrid materials when all pores of a diameter of about 35 \AA to about 500 \AA , *e.g.*, preferably about 60 \AA to about 500 \AA , *e.g.*, even more preferably about 100 \AA to about 300 \AA , sufficiently contribute to the specific surface area of the material, *e.g.*, to about 35 to about $750 \text{ m}^2/\text{g}$, *e.g.*, preferably about 65 - $550 \text{ m}^2/\text{g}$, *e.g.*, even more preferably about 100 to $350 \text{ m}^2/\text{g}$ to the specific surface area of the material.

Porous inorganic/organic hybrid materials with ordered domains may further be characterized by a unimodal or bimodal mesopore distributions. A modal point is defined as the point where the pore volume is maximized (*i.e.*, highest frequency) as a function of pore diameter as determined from the $dV/d\log(D)$ vs. D plot, as calculated from the desorption leg of a nitrogen isotherm using the BJH method. The materials may still further be characterized by structural orientations, orders, or patterns at the molecular to atomic scale level as measured by transmission electron microscopy (TEM).

A "unimodal mesopore distribution" is found where a single modal point is observed between 35 and 500 \AA .

A "bimodal mesopore distribution" is found in hybrid materials that contain two modal points in the plot of between 35 and 500 Å where one modal point is located below 50 Å and the second is located above 50 Å.

5 The term "monolith" is intended to include a porous, three-dimensional material having a continuous interconnected pore structure in a single piece. A monolith is prepared, for example, by casting precursors into a mold of a desired shape. The term monolith is meant to be distinguished from a collection of individual particles packed into a bed formation, in which the end product comprises individual particles.

10 The terms "coalescing" and "coalesced" are intended to describe a material in which several individual components have become coherent to result in one new component by an appropriate chemical or physical process, *e.g.*, heating. The term coalesced is meant to be distinguished from a collection of individual particles in close physical proximity, *e.g.*, in a bed formation, in which the end product comprises individual particles.

15 The term "incubation" is intended to describe the time period during the preparation of the inorganic/organic hybrid monolith material in which the precursors begin to gel.

20 The term "aging" is intended to describe the time period during the preparation of the inorganic/organic hybrid monolith material in which a solid rod of monolithic material is formed.

The term "macropore" is intended to include pores of a material that allow liquid to flow directly through the material with reduced resistance at chromatographically-useful flow rates. For example, macropores of the present invention are intended to include, but are not limited to pores with a pore diameter larger than about 0.05 μm, 25 pores with a pore diameter ranging from about 0.05 μm to about 100 μm, pores with a pore diameter ranging from about 0.11 μm to about 100 μm, and pores with a pore diameter ranging from about 0.5 μm to about 30 μm.

30 The term "chromatographically-useful flow rates" is intended to include flow rates that one skilled in the art of chromatography would use in the process of chromatography.

35 The term "functionalizing group" includes organic groups that impart a certain chromatographic functionality to a chromatographic stationary phase, including, *e.g.*, octadecyl (C₁₈) or phenyl. Such functionalizing groups are present in, *e.g.*, surface modifiers such as disclosed herein which are attached to the base material, *e.g.*, *via* derivatization or coating and later crosslinking, imparting the chemical character of the surface modifier to the base material. In an embodiment, such surface modifiers have

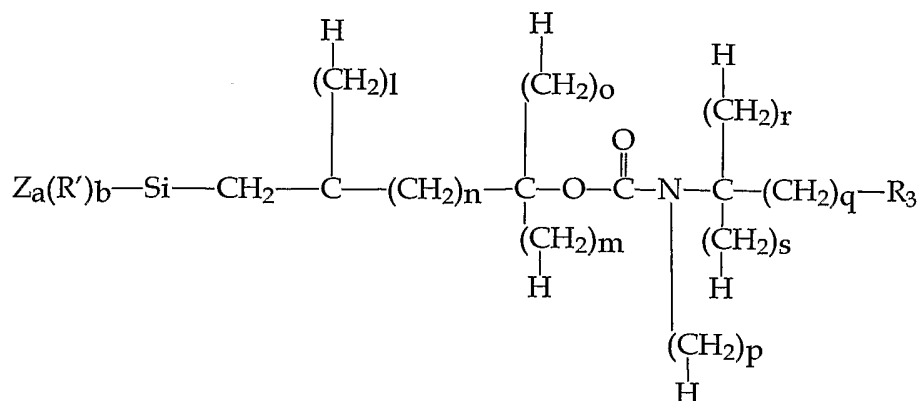
the formula $Z_a(R')_bSi-R$, where $Z = Cl, Br, I, C_1 - C_5$ alkoxy, dialkylamino, *e.g.*, dimethylamino, or trifluoromethanesulfonate; a and b are each an integer from 0 to 3 provided that $a + b = 3$; R' is a $C_1 - C_6$ straight, cyclic or branched alkyl group, and R is a functionalizing group. R' may be, *e.g.*, methyl, ethyl, propyl, isopropyl, butyl, t-butyl, sec-butyl, pentyl, isopentyl, hexyl or cyclohexyl; preferably, R' is methyl.

The porous inorganic/organic hybrid particles and monolith materials with or without ordered domains possess both organic groups and silanol groups that may additionally be substituted or derivatized with a surface modifier. "Surface modifiers" include (typically) organic groups that impart a certain chromatographic functionality to a chromatographic stationary phase. Surface modifiers such as disclosed herein are attached to the base material, *e.g.*, *via* derivatization or coating and later crosslinking, imparting the chemical character of the surface modifier to the base material. In one embodiment, the organic groups of the hybrid materials react to form an organic covalent bond with a surface modifier. The modifiers can form an organic covalent bond to the material's organic group *via* a number of mechanisms well known in organic and polymer chemistry including but not limited to nucleophilic, electrophilic, cycloaddition, free-radical, carbene, nitrene, and carbocation reactions. Organic covalent bonds are defined to involve the formation of a covalent bond between the common elements of organic chemistry including but not limited to hydrogen, boron, carbon, nitrogen, oxygen, silicon, phosphorus, sulfur, and the halogens. In addition, carbon-silicon and carbon-oxygen-silicon bonds are defined as organic covalent bonds, whereas silicon-oxygen-silicon bonds that are not defined as organic covalent bonds. In general, the porous inorganic/organic hybrid particles and monolith materials can be modified by an organic group surface modifier, a silanol group surface modifier, a polymeric coating surface modifier, and combinations of the aforementioned surface modifiers.

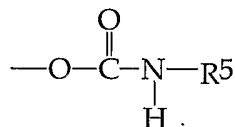
For example, silanol groups are surface modified with compounds having the formula $Z_a(R')_bSi-R$, where $Z = Cl, Br, I, C_1 - C_5$ alkoxy, dialkylamino, *e.g.*, dimethylamino, or trifluoromethanesulfonate; a and b are each an integer from 0 to 3 provided that $a + b = 3$; R' is a $C_1 - C_6$ straight, cyclic or branched alkyl group, and R is a functionalizing group. R' may be, *e.g.*, methyl, ethyl, propyl, isopropyl, butyl, t-butyl, sec-butyl, pentyl, isopentyl, hexyl or cyclohexyl; preferably, R' is methyl. In certain embodiments, the organic groups may be similarly functionalized.

The functionalizing group R may include alkyl, aryl, cyano, amino, diol, nitro, cation or anion exchange groups, or embedded polar functionalities. Examples of suitable R functionalizing groups include $C_1 - C_{30}$ alkyl, including $C_1 - C_{20}$, such as octyl (C_8), octadecyl (C_{18}), and triacontyl (C_{30}); alkaryl, *e.g.*, $C_1 - C_4$ -phenyl; cyanoalkyl groups, *e.g.*, cyanopropyl; diol groups, *e.g.*, propyldiol; amino groups, *e.g.*, aminopropyl; and

alkyl or aryl groups with embedded polar functionalities, *e.g.*, carbamate functionalities such as disclosed in U. S. Patent No. 5,374,755, the text of which is incorporated herein by reference. Such groups include those of the general formula



- 5 wherein l , m , o , r , and s are 0 or 1, n is 0, 1, 2 or 3 p is 0, 1, 2, 3 or 4 and q is an integer from 0 to 19; R_3 is selected from the group consisting of hydrogen, alkyl, cyano and phenyl; and Z , R' , a and b are defined as above. Preferably, the carbamate functionality has the general structure indicated below:



- 10 wherein R^5 may be, *e.g.*, cyanoalkyl, *t*-butyl, butyl, octyl, dodecyl, tetradecyl, octadecyl, or benzyl. Advantageously, R^5 is octyl, dodecyl, or octadecyl.

- In a preferred embodiment, the surface modifier may be an organotrihalosilane, such as octyltrichlorosilane or octadecyltrichlorosilane. In an additional preferred embodiment, the surface modifier may be a halopolyorganosilane, such as
 15 octyldimethylchlorosilane or octadecyldimethylchlorosilane. In certain embodiments the surface modifier is octadecyltrimethoxysilane.

In another embodiment, the hybrid material's organic groups and silanol groups are both surface modified or derivatized. In another embodiment, the hybrid materials are surface modified by coating with a polymer.

- 20 The term "aliphatic group" includes organic compounds characterized by straight or branched chains, typically having between 1 and 22 carbon atoms. Aliphatic groups include alkyl groups, alkenyl groups and alkynyl groups. In complex structures, the chains can be branched or cross-linked. Alkyl groups include saturated hydrocarbons having one or more carbon atoms, including straight-chain alkyl groups and branched-
 25 chain alkyl groups. Such hydrocarbon moieties may be substituted on one or more

carbons with, for example, a halogen, a hydroxyl, a thiol, an amino, an alkoxy, an alkylcarboxy, an alkylthio, or a nitro group. Unless the number of carbons is otherwise specified, "lower aliphatic" as used herein means an aliphatic group, as defined above (e.g., lower alkyl, lower alkenyl, lower alkynyl), but having from one to six carbon
5 atoms. Representative of such lower aliphatic groups, e.g., lower alkyl groups, are methyl, ethyl, n-propyl, isopropyl, 2-chloropropyl, n-butyl, sec-butyl, 2-aminobutyl, isobutyl, tert-butyl, 3-thiopentyl, and the like. As used herein, the term "nitro" means -NO₂; the term "halogen" designates -F, -Cl, -Br or -I; the term "thiol" means SH; and the term "hydroxyl" means -OH. Thus, the term "alkylamino" as used herein means an alkyl
10 group, as defined above, having an amino group attached thereto. Suitable alkylamino groups include groups having 1 to about 12 carbon atoms, preferably from 1 to about 6 carbon atoms. The term "alkylthio" refers to an alkyl group, as defined above, having a sulfhydryl group attached thereto. Suitable alkylthio groups include groups having 1 to about 12 carbon atoms, preferably from 1 to about 6 carbon atoms. The term
15 "alkylcarboxyl" as used herein means an alkyl group, as defined above, having a carboxyl group attached thereto. The term "alkoxy" as used herein means an alkyl group, as defined above, having an oxygen atom attached thereto. Representative alkoxy groups include groups having 1 to about 12 carbon atoms, preferably 1 to about 6 carbon atoms, e.g., methoxy, ethoxy, propoxy, tert-butoxy and the like. The terms "alkenyl" and
20 "alkynyl" refer to unsaturated aliphatic groups analogous to alkyls, but which contain at least one double or triple bond respectively. Suitable alkenyl and alkynyl groups include groups having 2 to about 12 carbon atoms, preferably from 1 to about 6 carbon atoms.

The term "alicyclic group" includes closed ring structures of three or more carbon atoms. Alicyclic groups include cycloparaffins or naphthenes which are saturated cyclic
25 hydrocarbons, cycloolefins which are unsaturated with two or more double bonds, and cycloacetylenes which have a triple bond. They do not include aromatic groups. Examples of cycloparaffins include cyclopropane, cyclohexane, and cyclopentane. Examples of cycloolefins include cyclopentadiene and cyclooctatetraene. Alicyclic groups also include fused ring structures and substituted alicyclic groups such as alkyl
30 substituted alicyclic groups. In the instance of the alicyclics such substituents can further comprise a lower alkyl, a lower alkenyl, a lower alkoxy, a lower alkylthio, a lower alkylamino, a lower alkylcarboxyl, a nitro, a hydroxyl, -CF₃, -CN, or the like.

The term "heterocyclic group" includes closed ring structures in which one or more of the atoms in the ring is an element other than carbon, for example, nitrogen,
35 sulfur, or oxygen. Heterocyclic groups can be saturated or unsaturated and heterocyclic groups such as pyrrole and furan can have aromatic character. They include fused ring structures such as quinoline and isoquinoline. Other examples of heterocyclic groups

include pyridine and purine. Heterocyclic groups can also be substituted at one or more constituent atoms with, for example, a halogen, a lower alkyl, a lower alkenyl, a lower alkoxy, a lower alkylthio, a lower alkylamino, a lower alkylcarboxyl, a nitro, a hydroxyl, -CF₃, -CN, or the like. Suitable heteroaromatic and heteroalicyclic groups generally will
5 have 1 to 3 separate or fused rings with 3 to about 8 members per ring and one or more N, O or S atoms, e.g. coumarinyl, quinolinyl, pyridyl, pyrazinyl, pyrimidyl, furyl, pyrrolyl, thienyl, thiazolyl, oxazolyl, imidazolyl, indolyl, benzofuranyl, benzothiazolyl, tetrahydrofuranyl, tetrahydropyranyl, piperidinyl, morpholino and pyrrolidinyl.

The term "aromatic group" includes unsaturated cyclic hydrocarbons containing
10 one or more rings. Aromatic groups include 5- and 6-membered single-ring groups which may include from zero to four heteroatoms, for example, benzene, pyrrole, furan, thiophene, imidazole, oxazole, thiazole, triazole, pyrazole, pyridine, pyrazine, pyridazine and pyrimidine, and the like. The aromatic ring may be substituted at one or more ring positions with, for example, a halogen, a lower alkyl, a lower alkenyl, a lower alkoxy, a
15 lower alkylthio, a lower alkylamino, a lower alkylcarboxyl, a nitro, a hydroxyl, -CF₃, -CN, or the like.

The term "alkyl" includes saturated aliphatic groups, including straight-chain alkyl groups, branched-chain alkyl groups, cycloalkyl (alicyclic) groups, alkyl substituted cycloalkyl groups, and cycloalkyl substituted alkyl groups. In certain embodiments, a
20 straight chain or branched chain alkyl has 30 or fewer carbon atoms in its backbone, e.g., C₁-C₃₀ for straight chain or C₃-C₃₀ for branched chain. In certain embodiments, a straight chain or branched chain alkyl has 20 or fewer carbon atoms in its backbone, e.g., C₁-C₂₀ for straight chain or C₃-C₂₀ for branched chain, and more preferably 18 or fewer. Likewise, preferred cycloalkyls have from 4-10 carbon atoms in their ring
25 structure, and more preferably have 4-7 carbon atoms in the ring structure. The term "lower alkyl" refers to alkyl groups having from 1 to 6 carbons in the chain, and to cycloalkyls having from 3 to 6 carbons in the ring structure.

Moreover, the term "alkyl" (including "lower alkyl") as used throughout the specification and claims includes both "unsubstituted alkyls" and "substituted alkyls",
30 the latter of which refers to alkyl moieties having substituents replacing a hydrogen on one or more carbons of the hydrocarbon backbone. Such substituents can include, for example, halogen, hydroxyl, alkylcarbonyloxy, arylcarbonyloxy, alkoxy carbonyloxy, aryloxy carbonyloxy, carboxylate, alkylcarbonyl, alkoxy carbonyl, aminocarbonyl, alkylthiocarbonyl, alkoxy, phosphate, phosphonato, phosphinato, cyano, amino
35 (including alkyl amino, dialkylamino, arylamino, diarylamino, and alkylarylamino), acylamino (including alkylcarbonylamino, arylcarbonylamino, carbamoyl and ureido), amidino, imino, sulphydryl, alkylthio, arylthio, thiocarboxylate, sulfate, sulfonato,

sulfamoyl, sulfonamido, nitro, trifluoromethyl, cyano, azido, heterocyclyl, aralkyl, or an aromatic or heteroaromatic moiety. It will be understood by those skilled in the art that the moieties substituted on the hydrocarbon chain can themselves be substituted, if appropriate. Cycloalkyls can be further substituted, *e.g.*, with the substituents described
5 above. An "aralkyl" moiety is an alkyl substituted with an aryl, *e.g.*, having 1 to 3 separate or fused rings and from 6 to about 18 carbon ring atoms, *e.g.*, phenylmethyl (benzyl).

The term "aryl" includes 5- and 6-membered single-ring aromatic groups that may include from zero to four heteroatoms, for example, unsubstituted or substituted
10 benzene, pyrrole, furan, thiophene, imidazole, oxazole, thiazole, triazole, pyrazole, pyridine, pyrazine, pyridazine and pyrimidine, and the like. Aryl groups also include polycyclic fused aromatic groups such as naphthyl, quinolyl, indolyl, and the like. The aromatic ring can be substituted at one or more ring positions with such substituents, *e.g.*, as described above for alkyl groups. Suitable aryl groups include unsubstituted and
15 substituted phenyl groups. The term "aryloxy" as used herein means an aryl group, as defined above, having an oxygen atom attached thereto. The term "aralkoxy" as used herein means an aralkyl group, as defined above, having an oxygen atom attached thereto. Suitable aralkoxy groups have 1 to 3 separate or fused rings and from 6 to about
18 carbon ring atoms, *e.g.*, O-benzyl.

The term "amino," as used herein, refers to an unsubstituted or substituted moiety of the formula $-NR_aR_b$, in which R_a and R_b are each independently hydrogen, alkyl, aryl, or heterocyclyl, or R_a and R_b , taken together with the nitrogen atom to which they are attached, form a cyclic moiety having from 3 to 8 atoms in the ring. Thus, the term
20 "amino" includes cyclic amino moieties such as piperidinyl or pyrrolidinyl groups, unless otherwise stated. An "amino-substituted amino group" refers to an amino group in which at least one of R_a and R_b , is further substituted with an amino group.

Overview of the Invention

The invention provides porous hybrid inorganic/organic materials having ordered
30 domains. In certain embodiments, the hybrid materials also possess a chromatographically-enhancing pore geometry. The materials may exist as spherical particles or monoliths.

The ordered domains of the materials are achieved by restructuring the pores of porous hybrid materials by hydrothermal treatment with a pore restructuring template.
35 Chromatographically desirable morphologies (*e.g.*, spherical particles and monoliths


with a bimodal pore size distribution of macropores and mesopores) are preserved. In addition, materials can be further modified to enhance chromatographic properties.

The porous inorganic/organic hybrid materials with ordered domains and, advantageously, a chromatographically enhanced pore geometry, further have high surface areas, which consequently enhance the materials' retention capacity. The materials may also have novel mechanical and chemical properties due to the pore ordering in comparison to an amorphous analog.

Porous Hybrid Inorganic/Organic Materials

The invention makes use of well-formed mesoporous materials. Such materials are described in, *e.g.*, U.S. Patent 6,686,035, WO 03/014450 A1, U.S. Patent 6,528,167 and WO 04/041398.

Thus, in one embodiment, the pore restructuring process of the invention provides porous hybrid inorganic/organic materials comprising ordered domains, wherein the materials generally have one of formula I, formula II, or formula III as follows:



wherein the order of repeat units A, B, and C may be random, block, or a combination of random and block;

A is an organic repeat unit which is covalently bonded to one or more repeat units A or B via an organic bond;

B is an organosiloxane repeat unit which is bonded to one or more repeat units B or C via an inorganic siloxane bond and which may be further bonded to one or more repeat units A or B via an organic bond;

C is an inorganic repeat unit which is bonded to one or more repeat units B or C via an inorganic bond; and

x, y are positive numbers and z is a non negative number, wherein

when $z = 0$, then $0.002 \leq x/y \leq 210$, and when $z \neq 0$, then

$0.0003 \leq y/z \leq 500$ and $0.002 \leq x/(y+z) \leq 210$;



wherein the order of repeat units A, B, B*, and C may be random, block, or a combination of random and block;

A is an organic repeat unit which is covalently bonded to one or more repeat units A or B via an organic bond;

5 B is an organosiloxane repeat units which is bonded to one or more repeat units B or B* or C via an inorganic siloxane bond and which may be further bonded to one or more repeat units A or B via an organic bond;

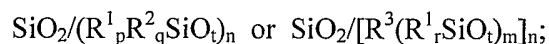
10 B* is an organosiloxane repeat unit which is bonded to one or more repeat units B or B* or C via an inorganic siloxane bond, wherein B* is an organosiloxane repeat unit that does not have reactive (*i.e.*, polymerizable) organic components and may further have a protected functional group that may be deprotected after polymerization;

C is an inorganic repeat unit which is bonded to one or more repeat units B or B* or C via an inorganic bond; and

15 x, y are positive numbers and z is a non negative number, wherein when $z = 0$, then $0.002 \leq x/(y+y^*) \leq 210$, and when $z \neq 0$, then $0.0003 \leq (y+y^*)/z \leq 500$ and $0.002 \leq x/(y+y^*+z) \leq 210$; or

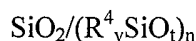


wherein x and y are whole number integers and A is



20 wherein R^1 and R^2 are independently a substituted or unsubstituted C_1 to C_7 alkyl group, or a substituted or unsubstituted aryl group, R^3 is a substituted or unsubstituted C_1 to C_7 alkylene, alkenylene, alkynylene, or arylene group bridging two or more silicon atoms, p and q are 0, 1, or 2, provided that $p + q = 1$ or 2, and that when $p + q = 1$, $t = 1.5$, and when $p + q = 2$, $t = 1$; r is 0 or 1, provided that when $r = 0$, $t = 1.5$,
25 and when $r = 1$, $t = 1$; m is an integer greater than or equal to 2; and n is a number from 0.01 to 100;

B is :



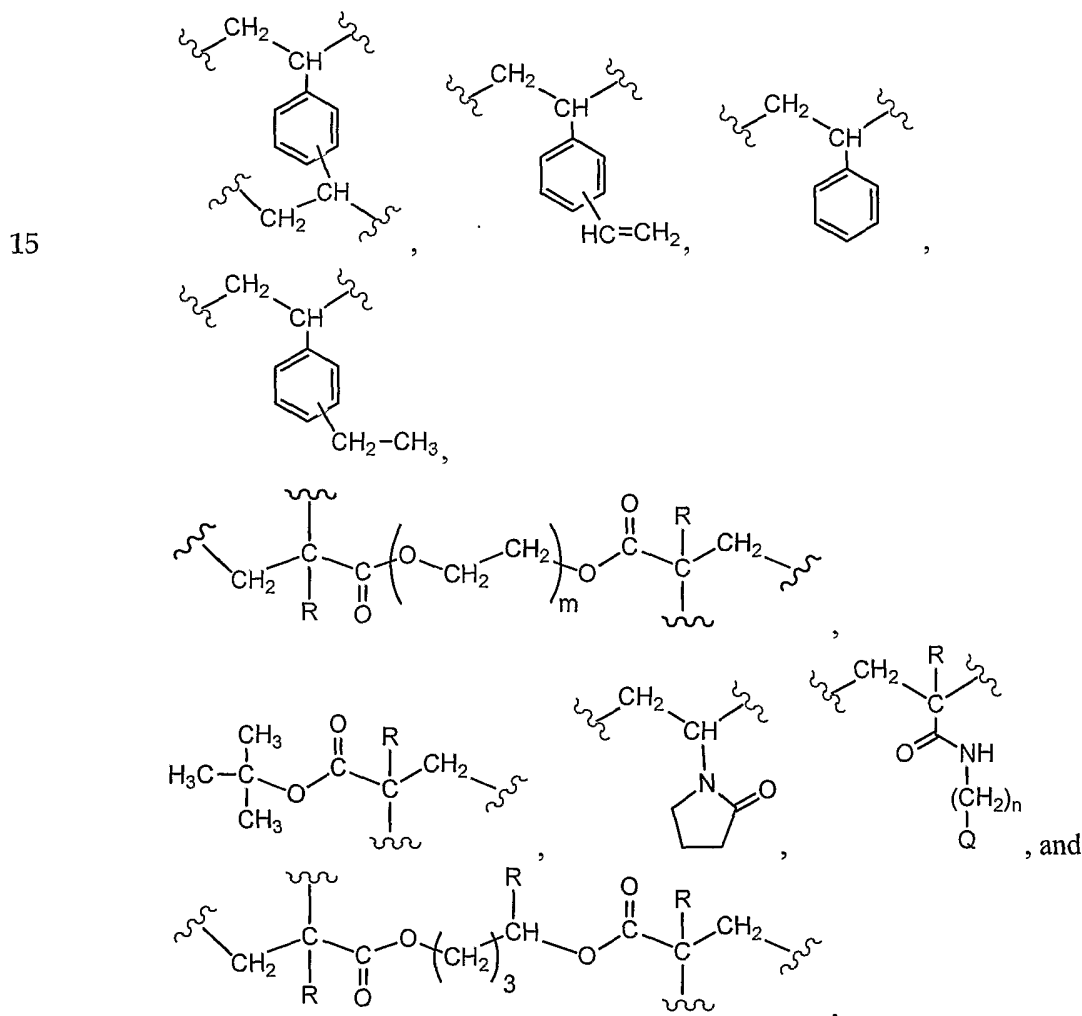
30 wherein R^4 is hydroxyl, fluorine, alkoxy, aryloxy, substituted siloxane, protein, peptide, carbohydrate, nucleic acid, or combinations thereof, R^4 is not R^1 , R^2 , or R^3 ; v is 1 or 2, provided that when $v = 1$, $t = 1.5$, and when $v=2$, $t=1$; and n is a number from 0.01 to 100;

wherein the material of formula III has an interior area and an exterior surface, and the interior area of the material has a composition represented by A; the exterior surface of the material has a composition represented by A and B, and wherein the exterior composition is between about 1 and about 99% of the composition of B and the remainder comprising A.

In one embodiment of the material of formula II, B is bonded to one or more repeat units B or C *via* an inorganic siloxane bond and is bonded to one or more repeat units A or B *via* an organic bond.

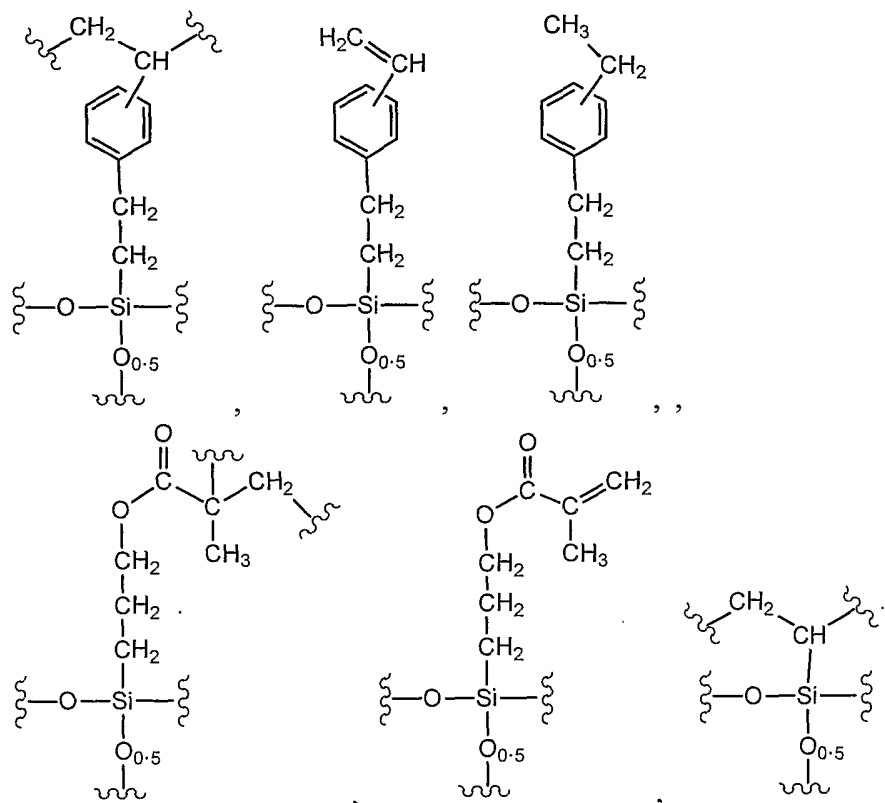
In one embodiment of the material of Formula I or Formula II, $0.003 \leq y/z \leq 50$ and $0.02 \leq x/(y+z) \leq 21$. In another embodiment, $0.03 \leq y/z \leq 5$ and $0.2 \leq x/(y+z) \leq 2.1$.

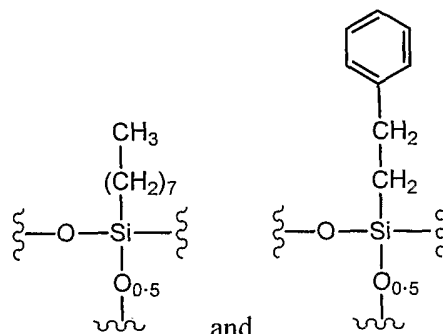
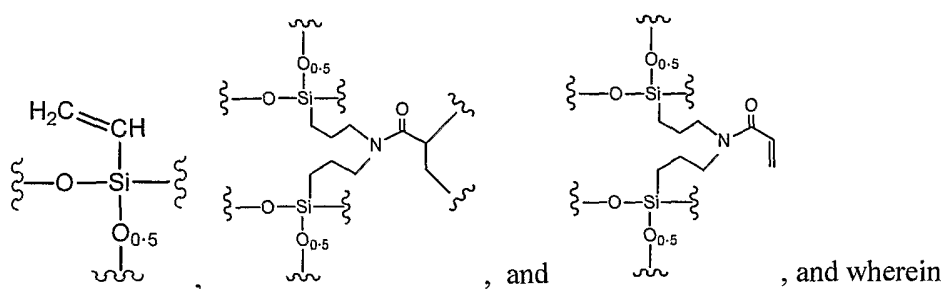
In yet another embodiment of the material of Formula I or Formula II, A is a substituted ethylene group, B is an oxysilyl-substituted alkylene group, and C is a oxysilyl group. In certain preferred embodiments, A is selected from the group consisting of



wherein each R is independently H or a C₁-C₁₀ alkyl group; m is an integer of from 1 to 20; n is an integer of from 0 to 10; and Q is hydrogen, N(C₁₋₆alkyl)₃, N(C₁₋₆alkyl)₂(C₁₋₆alkylene-SO₃), or C(C₁₋₆hydroxyalkyl)₃. In certain embodiments, each R is independently hydrogen, methyl, ethyl, or propyl.

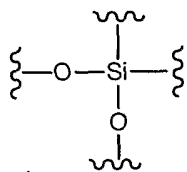
5 In certain embodiments of the materials of Formula I or Formula II, B is selected from the group consisting of





B* is selected from a group consisting of

In certain embodiments of the materials of Formula I or Formula II, C is

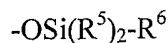


5

In embodiments of the material of Formula III, the exterior surface has a composition that is between about 50 and about 90% of composition B, with the remainder comprising composition A. In certain preferred embodiments, the surface has a composition that is between about 70 and about 90% of composition B, with the remainder comprising composition A.

10

In various embodiments of the material of Formula III, R⁴ is hydroxyl; R⁴ is fluorine; R⁴ is methoxy; or R⁴ is



wherein R⁵ is a C₁ to C₆ straight, cyclic, or branched alkyl, aryl, or alkoxy group, a hydroxyl group, or a siloxane group, and R⁶ is a C₁ to C₃₆ straight, cyclic, or branched alkyl, aryl, or alkoxy group, wherein R⁶ is unsubstituted or substituted with one or more moieties selected from the group consisting of halogen, cyano, amino, diol, nitro, ether, carbonyl, epoxide, sulfonyl, cation exchanger, anion exchanger, carbamate, amide, urea, peptide, protein, carbohydrate, nucleic acid functionalities, and combinations thereof. In certain embodiments, R⁶ is a C₁₈ group and in other embodiments, R⁶ is a cyanopropyl group.

20

The hybrid materials having formula I or formula II are prepared as described in WO 04/041398, particularly Examples 1-9. In general, such hybrid materials are prepared by the steps of (a) hydrolytically condensing an alkenyl-functionalized organosilane with a tetraalkoxysilane, (b) copolymerizing the product of step (a) with an organic olefin monomer, and (c) further hydrolytically condensing the product of step (b) to thereby prepare a porous inorganic/organic homogenous copolymeric hybrid material. In this embodiment, steps (b) and (c) may be performed substantially simultaneously. Steps (a) and (b) may be performed in the same reaction vessel.

Alternatively, the materials are prepared by the steps of (a) copolymerizing an organic olefin monomer with an alkenyl-functionalized organosilane, and (b) hydrolytically condensing the product of step (a) with a tetraalkoxysilane in the presence of a non-optically active porogen to thereby prepare a porous inorganic/organic homogenous copolymeric hybrid material. Steps (a) and (b) may be performed in the same reaction vessel.

Also, the materials may be prepared by the steps of substantially simultaneously copolymerizing an organic monomer with an alkenyl-functionalized organosilane and hydrolytically condensing said alkenyl-functionalized organosilane with a tetraalkoxysilane to thereby prepare a porous inorganic/organic homogenous copolymeric hybrid material.

The copolymerizing step of the foregoing methods may be free radical-initiated and the hydrolytically condensing step of the foregoing methods may be acid- or base-catalyzed. Additionally, the reaction may be heated following the addition of the free radical polymerization initiator. A porogen may be used.

Hybrid materials of Formula III above are prepared as described in U.S. Patent 6,528,167, in particular Examples 1-12. In general, the materials are prepared by a five-step process. In the first step, an organotrialkoxysilane such as methyltriethoxysilane, and a tetraalkoxysilane such as tetraethoxysilane (TEOS) are prepolymerized to form polyalkylalkoxysiloxane (PAS) by co-hydrolyzing a mixture of the two components in the presence of an acid catalyst. In the second step, the PAS is suspended in an aqueous medium in the presence of a surfactant and gelled into porous spherical particles of hybrid silica using a base catalyst. In the third step, the pore structure of the hybrid silica particles is modified by hydrothermal treatment, producing an intermediate hybrid silica product which may be used for particular purposes itself, or desirably may be further processed below. The above three steps of the process allow much better control of the particle morphology, pore volume and pore sizes than those described in the prior art, and thus provide the chromatographically-enhancing pore geometry. In a fourth step,

one or more of the surface organo groups such as the methyl group are replaced with a hydroxyl, fluorine, alkoxy, or aryloxy group.

In the fifth step, the original and newly formed surface silanol groups of the hybrid silica may be further derivatized with organic functional groups, such as by
5 reacting with a halopolyorganosilane such as octadecyldimethylchlorosilane. The surface coverage of the organo groups such as octadecyl groups is higher than in conventional hybrid-based packing materials, and subsequently the derivatized materials may have increased stability in low pH mobile phases.

In another embodiment, the invention provides porous hybrid inorganic/organic
10 materials comprising ordered domains and having a chromatographically-enhancing pore geometry. Such materials are described in U.S. Patent 6,686,035 and WO 03/014450 and have the formula $\text{SiO}_2/(\text{R}^2\text{R}^4\text{SiO})_n$ or $\text{SiO}_2/[\text{R}^6(\text{R}^2\text{SiO})_m]_n$ wherein R^2 and R^4 are independently $\text{C}_1 - \text{C}_{18}$ aliphatic or aromatic moieties (which may additionally be substituted with alkyl, aryl, cyano, amino, hydroxyl, diol, nitro, ester, ion exchange or
15 embedded polar functionalities), R^6 is a substituted or unsubstituted $\text{C}_1 - \text{C}_{18}$ alkylene, alkenylene, alkynylene or arylene moiety bridging two or more silicon atoms, p and q are 0, 1 or 2, provided that $p+q = 1$ or 2, and that when $p+q=1$, $t=1.5$, and when $p+q=2$, $t=1$; r is 0 or 1, provided that when $r = 0$, $t = 1.5$, and when $r = 1$, $t = 1$; m is an integer greater than or equal to 2, and n is a number from 0.03 to 1.5, more preferably, 0.1 to 1, and
20 even more preferably 0.2 to 0.5. R^2 may be additionally substituted with a functionalizing group R (defined above). In one embodiment, n is a number from 0.03 to 1.5. In a preferred embodiment, n is a number from 0.2 to 0.5.

Porous inorganic/organic hybrid materials having ordered domains generally have a specific surface area, as measured by N_2 sorption analysis, of about 50 to
25 $800\text{m}^2/\text{g}$, preferably about 100 to $700\text{m}^2/\text{g}$, more preferably about 300 to $600\text{m}^2/\text{g}$. The specific pore volume of the hybrid materials is generally about 0.25 to $1.5\text{cm}^3/\text{g}$, preferably about 0.4 to $1.4\text{cm}^3/\text{g}$, more preferably about 0.7 to $1.3\text{cm}^3/\text{g}$. The average pore diameter of the materials is generally about 50 to 500 Å, preferably about 50 to 400 Å, more preferably about 50 to 300 Å. Porous inorganic/organic hybrid materials having
30 ordered domains and also having a chromatographically-enhancing pore geometry have a micropore surface area less than about $110\text{m}^2/\text{g}$, preferably less than about $105\text{m}^2/\text{g}$, more preferably less than about $80\text{m}^2/\text{g}$, and still more preferably less than about $50\text{m}^2/\text{g}$.

Porous inorganic/organic hybrid materials having pore ordered domains and
35 chromatographically-enhancing pore geometry may be made as described below and in the specific instances illustrated in the Examples. In one embodiment, the porous inorganic/organic hybrid materials having pore ordered domains and

chromatographically-enhancing pore geometry comprise porous spherical particles of hybrid silica.

Porous spherical particles of hybrid silica are prepared as described in U.S. Patent 6,686,035. For example, porous spherical particles of hybrid silica may, in a preferred embodiment, be prepared by a multi-step process. In the first step, one or more organoalkoxysilanes such as methyltriethoxysilane, and a tetraalkoxysilane such as tetraethoxysilane (TEOS) are prepolymerized to form a polyorganoalkoxysiloxane (POS), *e.g.*, polyalkylalkoxysiloxane, by co-hydrolyzing a mixture of the two or more components in the presence of an acid catalyst. In the second step, the POS is suspended in an aqueous medium in the presence of a surfactant or a combination of surfactants and gelled into porous spherical particles of hybrid silica using a base catalyst. In the third step, the pore structure of the hybrid silica particles is modified by hydrothermal treatment, producing an intermediate hybrid silica product which may be used for particular purposes itself, or desirably may be further processed below. The above three steps of the process allow much better control of the particle sphericity, morphology, pore volume and pore sizes than those described in the prior art, and thus provide the chromatographically-enhancing pore geometry.

In one embodiment, the surface organic groups of the hybrid silica are derivatized or modified in a subsequent step via formation of an organic covalent bond between the particle's organic group and the modifying reagent. Alternatively, the surface silanol groups of the hybrid silica are derivatized or modified into siloxane functional groups, such as by reacting with an organotrihalosilane, *e.g.*, octadecyltrichlorosilane, or a halopolyorganosilane, *e.g.*, octadecyldimethylchlorosilane.

Alternatively, the surface organic and silanol groups of the hybrid silica are both derivatized or modified. The surface of the thus-prepared material is then covered by the organic groups, *e.g.*, alkyl, embedded during the gelation and the organic groups added during the derivatization process or processes. The surface coverage by the overall organic groups is higher than in conventional silica-based packing materials, and therefore the surface concentration of the remaining silanol groups in the hybrid silica is smaller.

Where the prepolymerization step involves co-hydrolyzing a mixture of the two or more components in the presence of an acid catalyst, the content of the organoalkoxysilane, *e.g.*, organotrialkoxysilane can be varied, *e.g.*, from about 0.03 to about 1.5 mole per mole, or more preferably, about 0.2 to about 0.5 mole per mole, of the tetraalkoxysilane. The amount of the water used for the hydrolysis can be varied, *e.g.*, from 1.10 to 1.35 mole per mole of the silane. The silane, water and the ethanol mixture, in the form of a homogeneous solution, is stirred and heated to reflux under a

flow of argon. After it is refluxed for a time sufficient to prepolymerize to form polyorganoalkoxysiloxane (POS), *e.g.*, polyalkylalkoxysiloxane, the solvent and the side product, mainly ethanol, is distilled off from the reaction mixture. Thereafter, the residue is heated at an elevated temperature, *e.g.*, in the range of 120 to 140°C under an atmosphere of argon for a period of time, *e.g.*, 1.5 to 16 h. The residue is further heated at this temperature, *e.g.*, for 1 to 3 h under reduced pressure, *e.g.*, 10^{-2} - 10^{-3} torr, to remove any volatile species.

In the second step, the POS is suspended into fine beads in a solution containing water and ethanol at 55°C by agitation. The volume percent of ethanol in the solution is varied from 10 to 20%. A non-ionic surfactant such as Triton X-100 or Triton X-45 is added into the suspension as the suspending agent. Alternatively a mixture of Triton X-45 and low levels of glycolic acid ethoxylate 4-*tert*-butylphenyl ether, sodium dodecyl sulfate (SDS) or tris(hydroxymethyl)aminomethane lauryl sulfate (TDS) is added into the suspension as the suspending agent.

The surfactants, *e.g.*, alkylphenoxy polyethoxy ethanol, are believed to be able to orient at the hydrophobic/hydrophilic interface between the POS beads and the aqueous phase to stabilize the POS beads. The surfactants are also believed to enhance the concentration of water and the base catalyst on the surface of the POS beads during the gelation step, through their hydrophilic groups, which induces the gelling of the POS beads from the surface towards the center. Use of surfactants to modulate the surface structure of the POS beads stabilizes the shape of the POS beads throughout the gelling process, and minimizes or suppresses formation of particles having an irregular shapes, *e.g.*, "shell shaped", and inhomogeneous morphology.

It is also possible to suspend a solution containing POS and toluene in the aqueous phase, instead of POS alone. The toluene, which is insoluble in the aqueous phase, remains in the POS beads during the gelation step and functions as a porogen. By controlling the relative amount of toluene in the POS/toluene solution, the pore volume of the final hybrid silica can be more precisely controlled. This allows the preparation of hybrid silica particles having large pore volume, *e.g.*, 0.7-1.3 cm³/g.

The gelation step is initiated by adding the basic catalyst, *e.g.*, ammonium hydroxide into the POS suspension agitated at 55°C. Thereafter, the reaction mixture is agitated at the same temperature to drive the reaction to completion. Ammonium hydroxide is preferred because bases such as sodium hydroxide are a source of unwanted cations, and ammonium hydroxide is easier to remove in the washing step. The thus-prepared hybrid silica is filtered and washed with water and methanol free of ammonium ions, then dried.

Another embodiment of the invention provides porous inorganic/organic hybrid monolith materials. Monolith materials are described, e.g., in WO 03/014450 and in WO 04/041389. The hybrid monolith materials of the invention may be indirectly prepared by coalescing the inorganic/organic hybrid particles prepared as described
5 above, or may be directly prepared from inorganic and organic precursors. The hybrid monolith materials of the invention have a high surface coverage of organic groups and, in certain embodiments, a chromatographically-enhancing pore geometry. Furthermore, by incorporation of the organic moieties in the silica backbone, the hydrophobic properties of the hybrid monolith material, as is seen in the hybrid particles of the
10 invention, can be tailored to impart significantly improved alkaline stability.

Porous inorganic/organic hybrid monolith materials may be made as described below. In a preferred embodiment, the porous spherical particles of hybrid silica of the invention may be used as prepared by the process noted above, without further modification. These hybrid particles are mixed with a second material, e.g., unbonded
15 silica, and packed into a container, e.g., a column. After packing is complete, the mixture is coalesced, e.g., sintered, and the second material is subsequently removed by a washing step. The hybrid monolith material is further processed, e.g., rinsed with a solvent, to result in the hybrid monolith material.

Alternatively, the monolith material may be prepared directly by a sol-gel
20 process. The general process for directly preparing an inorganic/organic hybrid monolith material in a single step from inorganic and organic precursors can be characterized by the following process.

First, a solution is prepared containing an aqueous acid, e.g., acetic, with a surfactant, an inorganic precursor, e.g., a tetraalkoxysilane, and an organic precursor,
25 e.g., a organoalkoxysilane, e.g., organotrialkoxysilane. The range of acid concentration is from about 0.1 mM to 500 mM, more preferably from about 10 mM to 150 mM, and still more preferably from about 50 mM to 120 mM. The range of surfactant concentration is between about 3% and 15% by weight, more preferably between about 7 and 12 % by weight, and still more preferably between about 8% to 10% by weight.
30 Furthermore, the range of the total silane concentration, e.g., methyltrimethoxysilane and tetramethoxysilane, employed in the process is kept below about 5 g/mL, more preferably below 2 g/mL, and still more preferably below 1 g/mL.

The sol solution is then incubated at a controlled temperature, resulting in a three-dimensional gel having a continuous, interconnected pore structure. The incubation
35 temperature range is between about the freezing point of the solution and 90°C, more preferably between about 20°C and 70°C, still more preferably between about 35°C and 60 °C. The gel is aged at a controlled pH, preferably about pH 2-3, and temperature,

preferably about 20-70°C, more preferably about 35 to 60°C, for about 5 hours to about 10 days, more preferably from about 10 hours to about 7 days, and still more preferably from about 2 days to about 5 days, to yield a solid monolith material.

In order to further gel the hybrid material and to remove surfactant, the monolith material is rinsed with an aqueous basic solution, *e.g.*, ammonium hydroxide, at an temperature of about 0°C to 80 °C, more preferably between about 20 °C and 70 °C, and still more preferably between about 40 °C and 60 °C. Additionally, in certain embodiments, the concentration of base is between about 10⁻⁵ N and 1 N, more preferably between about 10⁻⁴ N and 0.5 N, and still more preferably between about 10⁻³ N and 0.1 N. The monolith material is rinsed for about 1 to 6 days, more preferably for about 1.5 to 4.5 days, the still more preferably for about 2 to 3 days.

In addition, the monolith material may undergo hydrothermal treatment in a basic solution at an elevated temperature, *e.g.*, in an autoclave, to improve the monolith material's pore structure. The preferred pH of the hydrothermal treatment is between about 7.0 and 12.0, more preferably between about 7.3 and 11.0, and still more preferably between about 7.5 and 10.6. The temperature of the hydrothermal treatment is between about 110 °C and 180 °C, more preferably between about 120°C and 160°C, and still more preferably between about 130 °C and 155 °C. The monolith material is then rinsed with water followed by a solvent exchange with methanol, ethanol, acetonitrile, tetrahydrofuran, or hexane, and room temperature drying. The monolith material is then dried at about 70 to 120°C, and preferably at about 100 °C under vacuum for about 16-24 hours.

In a subsequent step, the surface organic groups of the hybrid monolith material, prepared directly or indirectly, are optionally derivatized or modified *via* formation of a covalent bond between the monolith material's organic and/or silanol group and the modifying reagent, optionally including coating with a polymer, as is described for the hybrid particles.

The as-prepared hybrid materials of the invention can be modified in a variety of ways to enhance their chromatographic performance. In one embodiment, the pore structure of the as-prepared hybrid material is modified by hydrothermal treatment, which enlarges the openings of the pores as well as the pore diameters, as confirmed by nitrogen (N₂) sorption analysis, thereby providing a hybrid material with a chromatographically-enhancing pore geometry. The hydrothermal treatment is performed by preparing a slurry containing the as-prepared hybrid material and a solution of organic base in water, heating the slurry in an autoclave at an elevated temperature, *e.g.*, about 143 to 168°C, for a period of about 6 to 28 h. The pH of the slurry can be adjusted to be in the range of about 8.0 to 10.7 using concentrated acetic

acid. The concentration of the slurry is in the range of about 1g hybrid material per 5 to 10 mL of the base solution. The thus-treated hybrid material is filtered, and washed with water until the pH of the filtrate reaches about 7, washed with acetone, then dried at about 100°C under reduced pressure for about 16 h. The resultant hybrid materials show
5 average pore diameters in the range of about 100-300 Å. The pores of the hydrothermally treated hybrid material may be restructured in a similar fashion to that of the hybrid material that is not modified by hydrothermal treatment as described in the present invention.

Moreover, the surface of the hydrothermally treated hybrid silica contains organic
10 groups, which can be derivatized by reacting with a reagent that is reactive towards the hybrid materials' organic group. For example, vinyl groups on the material can be reacted with a variety of olefin reactive reagents such as bromine (Br₂), hydrogen (H₂), free radicals, propagating polymer radical centers, dienes, and the like. In another
15 example, hydroxyl groups on the material can be reacted with a variety of alcohol reactive reagents such as isocyanates, carboxylic acids, carboxylic acid chlorides, and reactive organosilanes as described below. Reactions of this type are well known in the literature, *see, e.g.*, March, J. "Advanced Organic Chemistry," 3rd Edition, Wiley, New York, 1985; Odian, G. "The Principles of Polymerization," 2nd Edition, Wiley, New York, 1981; the texts of which are incorporated herein by reference.

20 In addition, the surface of the hydrothermally treated hybrid silica also contains silanol groups, which can be derivatized by reacting with a reactive organosilane. The surface derivatization of the hybrid silica is conducted according to standard methods, for example by reaction with octadecyltrichlorosilane or octadecyldimethylchlorosilane in an organic solvent under reflux conditions. An organic solvent such as toluene is
25 typically used for this reaction. An organic base such as pyridine or imidazole is added to the reaction mixture to catalyze the reaction. The product of this reaction is then washed with water, toluene and acetone and dried at about 80°C to 100°C under reduced pressure for about 16 h. The resultant hybrid silica can be further reacted with a short-chain silane such as trimethylchlorosilane or hexamethyldisilazane to endcap the
30 remaining silanol groups, by using a similar procedure described above.

More generally, the surface of the hybrid silica materials may be surface modified with a surface modifier, *e.g.*, Z_a(R')_bSi-R, where Z = Cl, Br, I, C₁ - C₅ alkoxy, dialkylamino, *e.g.*, dimethylamino, or trifluoromethanesulfonate; a and b are each an integer from 0 to 3 provided that a + b = 3; R' is a C₁ - C₆ straight, cyclic or branched
35 alkyl group, and R is a functionalizing group. R' may be, *e.g.*, methyl, ethyl, propyl, isopropyl, butyl, t-butyl, sec-butyl, pentyl, isopentyl, hexyl or cyclohexyl; preferably, R' is methyl. The functionalizing group R may include alkyl, alkenyl, alkynyl, aryl, cyano,

amino, diol, nitro, cation or anion exchange groups, or alkyl or aryl groups with embedded polar functionalities. Examples of suitable R functionalizing groups include C₁-C₃₀ alkyl, including C₁-C₂₀, such as octyl (C₈), octadecyl (C₁₈), and triacontyl (C₃₀); alkaryl, *e.g.*, C₁-C₄-phenyl; cyanoalkyl groups, *e.g.*, cyanopropyl; diol groups, *e.g.*,
5 propyldiol; amino groups, *e.g.*, aminopropyl; and alkyl or aryl groups with embedded polar functionalities, *e.g.*, carbamate functionalities such as disclosed in U. S. Patent No. 5,374,755, the text of which is incorporated herein by reference and as detailed hereinabove. In a preferred embodiment, the surface modifier may be an
10 organotrihalosilane, such as octyltrichlorosilane or octadecyltrichlorosilane. In an additional preferred embodiment, the surface modifier may be a halopolyorganosilane, such as octyldimethylchlorosilane or octadecyldimethylchlorosilane. Advantageously, R is octyl or octadecyl.

The surface of the hybrid silica materials may also be surface modified by coating with a polymer. Polymer coatings are known in the literature and may be
15 provided generally by polymerization or polycondensation of physisorbed monomers onto the surface without chemical bonding of the polymer layer to the support (type I), polymerization or polycondensation of physisorbed monomers onto the surface with chemical bonding of the polymer layer to the support (type II), immobilization of physisorbed prepolymers to the support (type III), and chemisorption of presynthesized
20 polymers onto the surface of the support (type IV). *see, e.g.*, Hanson et al., *J. Chromat. A* 656 (1993) 369-380, the text of which is incorporated herein by reference. As noted above, coating the hybrid material with a polymer may be used in conjunction with various surface modifications described in the invention. In a preferred embodiment, Sylgard® is used as the polymer. The pores of the surface modified hybrid materials
25 may be restructured in a similar fashion to that of the hybrid material that is not modified by hydrothermal treatment as described in accordance with the present invention.

Pore Restructuring to Provide Ordered Domains

The porous inorganic/organic hybrid materials, prepared as described above, are
30 further processed to provide materials with ordered domains. Ordered domains are produced in these mesoporous hybrid materials by base-catalyzed transformation. In accordance with the process, a variety of pore templating molecules, optionally in combination with template swelling molecules, can be used to form pore restructuring templates, with a variety of mesoporous hybrid materials. The process of the invention
35 makes use of mesopore restructuring protocols (*e.g.*, pore templating molecule choice, solution composition, template swelling molecule choice, temperature and time) that have been used for the restructuring of porous inorganic materials (*i.e.* silica gel). (T.

Martin, A. Galarneau, F. Di Renzo, F. Fajula, D. Plee, *Angew. Chem. Int. Ed.* 41 (2002) 2590.)

Although similar uniform pore networks ("ordered domains") have been reported (M. Grün, K. K. Unger, A. Matsumoto, K. Tsutsumi, *Microporous and Mesoporous* 5 *Materials* 27 (1999) 207; A. Firouzi, D. Kumar, L. M. Bull, T. Besier, P. Sieger, Q. Huo, S. A. Walker, J. A. Zasadzinski, C. Glinka, J. Nicol, D. Margolese, G. D. Stucky, B. F. Chmelka, *Science*, 267 (1995) 1138.; M. Etienne, B. Lebeau, A. Walcarius, *New* 10 *J. Chem.* 26 (2002) 384) for directly synthesized hexagonal (*e.g.*, MCM-41), cubic (*e.g.*, MCM-48) and lamellar (*e.g.*, MCM-50) materials without chromatographically enhanced pore geometries, the pore restructuring process according to the invention differs from these processes in that the hybrid matrix is not prepared directly from siloxane monomers or small particle units (*e.g.*, silica sols or tetraethoxysilane) but rather from well-formed mesoporous hybrid materials, such as those described above.

The process of the invention is advantageous because it does not significantly 15 alter the morphology of the hybrid materials. For example, when highly spherical hybrid materials ($d_p = 5 \mu\text{m}$) are used in the process of the invention, the pore transformed product is comprised of spherical materials with a particle size close to that of the starting materials (*i.e.*, $5 \mu\text{m}$). Materials, including both spherical and non-spherical particles, produced in accordance with the process of the invention can be prepared in 20 sizes ranging from about 0.1 to about 60 μm .

By controlling the reaction conditions (*e.g.*, pore templating molecule choice, solution composition, template swelling molecule choice, temperature and time), the pore profiles of the porous hybrid materials produced in accordance with the invention can be manipulated. Materials prepared in accordance with the invention have high 25 specific surface areas and have greatly reduced microporosity as compared to materials presently used in high performance chromatographic applications. They further have crystalline domains or regions.

In accordance with the pore restructuring process of the invention, a porous hybrid inorganic/organic material comprising ordered domains is prepared by

- 30 (a) forming a pore restructuring template comprising a pore templating molecule;
- (b) restructuring the pores of a porous hybrid inorganic/organic material by contacting the pores of the porous hybrid inorganic/organic material with the pore restructuring template, to thereby restructure the pores into ordered domains; and
- 35 (c) removing the template from the restructured pores; to thereby prepare a porous hybrid inorganic/organic material comprising ordered domains.

In one embodiment, the restructuring template is formed by using the templating molecule at a concentration above its critical micelle concentration (CMC), optionally in combination with a template swelling molecule. This results in the formation of micelles, vesicles, or networks of a variety of shapes, sizes and orders, of the pore templating molecule, *e.g.*, hexagonally close packed networks, as shown in Figure 1.

Pore templating molecules may be ionic or non-ionic, and include a number of surfactants. Examples of non-ionic pore templating molecules include but are not limited to polymers and block copolymers, *e.g.* poly(ethyleneoxide)-poly(propyleneoxide)-poly(ethyleneoxide), *e.g.*, Pluronic® P123, Pluronic® P64, Pluronic P105, poly(ethyleneoxide)-alkyl ethers, *e.g.*, Brij® 76, Brij® 30, Tween®, Span®, Triton®, Ipagel®. Ionic pore templating molecules include but are not limited to cationic, anionic, and zwitterionic molecules. The ionic pore templating molecules may further be divalent or multivalent as well as be amphiphilic or gemini in structure. Examples of ionic pore templating molecules include sodium bis(2-ethylhexyl)sulfosuccinate, glycolic acid ethoxylate 4-tert-butylphenyl ether, glycolic acid ethoxylate lauryl ether, glycolic acid ethoxylate 4-nonylphenyl ether, glycolic acid ethoxylate octyl ether, glycolic acid ethoxylate oleyl ether, sodium dodecyl sulfate (SDS) or tris(hydroxymethyl)aminomethane lauryl sulfate (TDS), ammonium lauryl sulfate, alkyltrimethylammonium halides, *e.g.*, cetyltrimethylammonium chloride, cetyltrimethylammonium bromide, trimethylstearyl ammonium chloride. One or a combination of two or more pore templating molecules can be used. The pore templating molecules are advantageously used above their critical micelle concentrations (CMC) when the CMC exists.

Template swelling molecules include, *e.g.*, benzene, toluene, cyclohexane, cyclohexanol, dodecanol, chlorododecane, 1,3,5-trimethylbenzene, and 1,3,5-triisopropylbenzene. In preferred embodiments, the template swelling molecule is 1,3,5-trimethylbenzene or 1,3,5-triisopropylbenzene.

The pores of the porous hybrid inorganic/organic material are restructured by contacting the porous hybrid inorganic/organic material under hydrothermal conditions in the presence of the pore restructuring template. In a preferred embodiment, restructuring is made by filling the pores with the pore restructuring template. The pores are filled by admixing the porous hybrid inorganic/organic material with an aqueous base and the pore restructuring template. The base can be any Lewis base including, for example, ammonium hydroxide, hydroxide salts of the group I and group II metals, carbonate and hydrogencarbonate salts of the group I metals, or alkoxide salts of the group I and group II metals, and alkylamines (*e.g.*, tris(hydroxymethyl)aminomethane,

tetraethylammonium hydroxide). In a preferred embodiment, the base is sodium hydroxide (NaOH).

The pore templating molecule works its way into the pores of the hybrid material *via a* hybrid silicate dissolution/precipitation process as exemplified in Figure 2. At this
5 point in the process, the pores of the hybrid material are filled with the ordered pore-templating micelle bundles. The bundles restructure the pores into ordered domains.

To complete the pore restructuring process, the admixture of the porous hybrid inorganic/organic material, the aqueous mixture containing the base and the pore
templating molecule is heated at a temperature and for a period of time sufficient to form
10 ordered domains. Typically, heating temperatures range from about 25 to about 200 °C, more preferably 80 to about 150 °C, and most preferably from about 100 to about 130 °C. Time periods for heating range from about 1 to about 120 hours, more preferably 7 to about 120 hours, and most preferably from about 20 to about 48 hours.

In the final step of the pore ordering process, the pore restructuring template is
15 removed. In one embodiment, removal is achieved by extraction using an acid wash. Acids that may be used include hydrochloric acid, hydrobromic acid, hydrofluoric acid, hydroiodic acid, sulfuric acid, formic acid, acetic acid, trichloroacetic acid, trifluoroacetic acid, or phosphoric acid. Water soluble solvents that may be used include acetonitrile, tetrahydrofuran, dimethylsulfoxide, dimethylformamide, methanol, ethanol,
20 and isopropanol. In a preferred embodiment, a wash comprising concentrated hydrochloric acid and ethanol is used. The suspension of the material in the wash is heated to about 25 to about 100 °C, more preferably from 40 to about 60 °C, and most preferably 50° C for about 1 to about 30 hours, more preferably from 4 to about 25 hours, and most preferably 20 hours.

25 In another embodiment, the pore restructuring template is removed by thermal treatment; *i.e.*, by heating at a temperature ranging from about 250 to about 600 °C, more preferably from 275 to about 350 °C, and most preferably 300° C for a period of time ranging from 1 to about 30 hours, more preferably from 4 to about 25 hours, and most preferably 16 hours. In a preferred embodiment, the as-processed material is placed in a
30 suitable container, *e.g.*, a stainless steel tube under a dynamic purge of either air, nitrogen, and/or argon and heated to a temperature of about 250-550 ° C for 16 hours after an initial hold at about 100 ° C for 40 minutes.

In yet another embodiment, the pore restructuring template is removed by
ozonolysis treatment where the ozone degrades the surfactants into more easily removed
35 by-products. *See, e.g.* T. Clark, Jr., J. D. Ruiz, H. Fan, C. J. Brinker, B. I. Swanson, A.

N. Parikh *Chem. Mater.* 12 (2000) 3879 and A. Gieldowska-Bulska, J. Perkowski¹, and L. Kos *Ozone: Science and Engineering*, 26 (2004) 217.

In certain embodiments, porous hybrid inorganic/organic materials already possessing a chromatographically-enhancing pore geometry are subjected to the pore restructuring process as described above to obtain porous hybrid inorganic/organic materials having a chromatographically-enhancing pore geometry and comprising ordered domains. In other embodiments, the pores of porous hybrid inorganic/organic materials lacking a chromatographically-enhancing pore geometry are restructured as described above to obtain porous hybrid inorganic/organic materials comprising a chromatographically-enhancing pore geometry as well as ordered domains. In other words, the pore restructuring process not only creates ordered domains but also creates a chromatographically-enhancing pore geometry. In still other embodiments, porous hybrid inorganic/organic materials already possessing a chromatographically-enhancing pore geometry are surface modified as described above followed by pore restructuring to provide surface modified porous hybrid inorganic/organic materials comprising ordered domains and having a chromatographically-enhancing pore geometry. These various embodiments are illustrated in Scheme 1 below.

20

25

30

Examples

The present invention may be further illustrated by the following non-limiting examples describing the preparation of porous inorganic/organic hybrid materials with ordered domains, and their use.

5 *Materials*

All reagents were used as received unless otherwise noted. Those skilled in the art will recognize that equivalents of the following supplies and suppliers exist, and as such the suppliers listed below are not to be construed as limiting.

Characterization

10 Those skilled in the art will recognize that equivalents of the following instruments and suppliers exist, and as such the instruments listed below are not to be construed as limiting.

 Median macropore diameter (MPD) and macropore volume (MPV) were measured by Mercury Porosimetry (Micromeritics AutoPore II 9220 or AutoPore IV, 15 Micromeritics, Norcross, GA). The %C, %H, and %N values were measured by combustion analysis (CE-440 Elemental Analyzer; Exeter Analytical Inc., North Chelmsford, MA). The specific surface areas (SSA), specific pore volumes (SPV) and the average pore diameters (APD) of these materials were measured using the multi-point N₂ sorption method (Micromeritics ASAP 2400; Micromeritics Instruments Inc., 20 Norcross, GA). The specific surface area was calculated using the BET method, the specific pore volume was the single point value determined for P/P₀ > 0.98, and the average pore diameter was calculated from the desorption leg of the isotherm using the BJH method. The micropore surface area (MPA), which is defined as the surface area in pores with diameters less than or equal to 34 Å, was also determined from the adsorption 25 leg of the isotherm using the BJH method. Particle sizes were measured using a Beckman Coulter Multisizer 3 analyzer (30-µm aperture, 70,000 counts). The particle diameter (*d_p*) was measured as the 50% cumulative volume diameter of the volume based particle size distribution. The width of the distribution was measured as the 90% cumulative volume diameter divided by the 10% cumulative volume diameter (90/10).

30

EXAMPLE 1

 Porous inorganic/organic hybrid particles comprising unbonded and C₁₈ bonded particles were synthesized as described in US Patent 6,686,035. The example from U.S. patent 6,686,035 which was followed to achieve the present material is indicated in 35 Table 1 under the heading '035 Ref. Characterization data is listed in Table 1. For

example 1e, the particle of type 1b was further modified with octadecyltrichlorosilane as described in US Patent 6,686,035, Example 25 .

Table 1

Product	Composition of Hybrid Material Prior to Modification	'035 Ref.	d_p (μm)	ρ_{10}^{90}	SSA (m^2/g)	SPV (cm^3/g)	APD (\AA)
1a	$\text{SiO}_2/[\text{C}_2\text{H}_4(\text{SiO}_{1.5})_2]_{0.25}$	3	4.76	1.47	191	0.78	151
1b	$\text{SiO}_2/(\text{CH}_3\text{SiO}_{1.5})_{0.5}$	3	5.86	2.09	174	0.69	136
1c	$\text{SiO}_2/[\text{C}_2\text{H}_4(\text{SiO}_{1.5})_2]_{0.25}$	2	4.09	5.13	602	0.78	47
1d	$\text{SiO}_2/[\text{C}_2\text{H}_4(\text{SiO}_{1.5})_2]_{0.25}$	2	5.12	9.31	614	0.57	37
1e	$\text{SiO}_2/[\text{C}_2\text{H}_4(\text{SiO}_{1.5})_2]_{0.25} - (\text{C}_{18})$	25	4.79	1.48	119	0.49	126

5

EXAMPLE 2

Porous unbonded hybrid inorganic/organic particles 1a and 1b having a chromatographically-enhancing pore geometry were added to an aqueous solution containing sodium hydroxide (Aldrich Chemical, Milwaukee, WI) and one or more of the following pore templating molecules (PTM): cetyltrimethylammonium bromide (C₁₆-TAB, Aldrich Chemical), trimethylstearyl ammonium chloride (C₁₈-TAC, TCI America, Portland, OR), cetyltrimethylammonium chloride (C₁₆-TAC, 25 wt% in water, Aldrich Chemical); the following template swelling molecules (TSM): 1,3,5-trimethylbenzene (TMB, Aldrich Chemical), yielding a suspension. The resultant suspension was mixed for 0.5 hours and was then enclosed in a stainless steel autoclave and heated to between 115 °C and 150 °C for 24-118 hours. After the autoclave cooled to room temperature the product was filtered and washed repeatedly using water and methanol (HPLC grade, J.T. Baker, Phillipsburgh, NJ), and then dried at 80 °C under vacuum for 16 hours. Specific reagent amounts, reaction conditions, and characterization data are listed in Table 2.

EXAMPLE 3

Porous unbonded hybrid inorganic/organic particles 1c and 1d lacking a chromatographically-enhancing pore geometry were added to an aqueous solution
5 containing sodium hydroxide (Aldrich Chemical, Milwaukee, WI) and one or more of the following pore templating molecules (PTM): cetyltrimethylammonium bromide (C₁₆-TAB, Aldrich Chemical), trimethylstearylammmonium chloride (C₁₈-TAC, TCI America, Portland, OR), cetyltrimethylammonium chloride (C₁₆-TAC, 25 wt% in water, Aldrich Chemical), Brij[®] 76 (Aldrich Chemical), Pluronic[®] P123 (Aldrich Chemical);
10 and one or more of the following template swelling molecules (TSM): 1,3,5-trimethylbenzene (TMB, Aldrich Chemical), 1,3,5-triisopropylbenzene (TIP, Aldrich Chemical) yielding a suspension. The resultant suspension was mixed for 0.5 hours and was then enclosed in a stainless steel autoclave and heated to between 115 °C and 150 °C for 24-118 hours. After the autoclave cooled to room temperature the product was
15 filtered and washed repeatedly with water and then methanol (HPLC grade, J.T. Baker, Phillipsburgh, NJ), and then dried at 80 °C under vacuum for 16 hours. Specific reagent amounts, reaction conditions, and characterization data are listed in Table 3.

EXAMPLE 4

20 Octadecyltrichlorosilane C₁₈ bonded hybrid particles having a chromatographically-enhancing pore geometry (1e) were added to an aqueous solution containing sodium hydroxide (Aldrich Chemical, Milwaukee, WI), anhydrous alcohol (HPLC grade, J.T. Baker, Phillipsburgh, NJ), and one or more of the following pore templating molecules (PTM): cetyltrimethylammonium bromide (C₁₆-TAB, Aldrich
25 Chemical), trimethylstearylammmonium chloride (C₁₈-TAC, TCI America, Portland, OR), cetyltrimethylammonium chloride (C₁₆-TAC, 25 wt% in water, Aldrich Chemical), yielding a suspension. The resultant suspension was mixed for 0.5 hours and was then enclosed in a stainless steel autoclave and heated to between 115 °C and 150 °C for 24-118 hours. After the autoclave cooled to room temperature the product was filtered and
30 washed repeatedly using water and then methanol (HPLC grade, J.T. Baker), and then dried at 80 °C under vacuum for 16 hours. Specific reagent amounts, reaction conditions, and characterization data are listed in Table 4.

Attorney Docket No.: 60907WO(49991)
Express Mail No.: EV 492345085 US

Table 2

Product	Particle Reagent	Particle (g)	PTM	PTM (g)	Water (g)	NaOH (g)	TMB (g)	pH	Temp (°C)	Time (h)	%C	%H	%N	SSA (m ² /g)	SPV (cm ³ /g)	APD (Å)	MPV (cm ³ /g)
2a	1a	15.0	C16-TAB	8.81	87.0	2.42	0	12.2	115	24	16.99	3.38	0.59	224	0.81	125	---
2b	1a	15.0	C16-TAB	8.81	87.0	2.42	0	12.1	115	118	16.50	3.37	0.56	216	0.83	133	---
2c	1a	15.0	C18-TAC	8.41	87.0	2.42	0	13.0	150	24	19.48	3.86	0.55	148	0.77	175	---
2d	1a	15.0	C18-TAC	8.41	87.0	2.42	13.0	12.7	115	24	20.63	4.12	0.70	---	---	---	0.61
2e	1b	15.0	C16-TAC	7.69	86.5	2.40	0	11.6	115	24	17.80	3.86	0.60	104	0.55	151	---
2f	1b	15.0	C18-TAC	8.36	86.5	2.40	13.0	12.5	115	24	24.36	5.15	0.87	118	0.35	75	---

Attorney Docket No.: 60907WO(49991)
Express Mail No.: EV 492345085 US

Table 3

Product	Particle Reagent	Particle (g)	PTM	PTM (g)	Water (g)	NaOH (g)	TSM (mass, g)	pH	Temp (°C)	Time (h)	%C	%H	%N	SSA (m ² /g)	SPV (cm ³ /g)	APD (Å)	MPV (cm ² /g)
3a	1c	15	C18-TAC	8.41	87.0	2.42	0	12.5	115	24	26.98	5.4	1.1	336	0.48	36	---
3b	1c	30	C18-TAC	8.41	87.0	4.83	0	12.6	115	24	24.0	4.77	0.89	---	---	---	0.41
3c	1c	15	C18-TAC	8.41	87.0	2.42	0	12.6	115	118	27.8	5.45	1.07	---	---	---	0.62
3d	1d	15	C18-TAC	8.41	87.0	2.42	0	12.8	115	24	26.93	5.30	0.99	---	---	---	0.23
3e	1d	15	C18-TAC	8.41	87.0	2.42	TMB (6.5)	12.8	115	24	27.77	5.43	1.17	---	---	---	0.31
3f	1d	15	C18-TAC	8.41	87.0	2.42	TMB (13.0)	12.8	115	24	27.69	5.46	1.16	---	---	---	0.34
3g	1d	15	C18-TAC	8.41	87.0	2.42	TMB (6.5)	12.4	115	24	26.95	5.37	1.09	---	---	---	0.32
3h	1d	15	C18-TAC	8.41	87.0	2.42	TMB (13.0)	12.7	115	24	28.63	5.67	1.13	---	---	---	0.33
3i	1d	15	C18-TAC	8.41	87.0	2.42	TMB (18.0)	12.7	115	24	28.25	5.63	1.03	---	---	---	0.43
3j	1d	15	C18-TAC	8.41	87.0	2.42	TMB (6.5), TIB (6.5)	12.7	115	24	28.38	5.69	1.01	---	---	---	0.34
3k	1d	15	C18-TAC	8.41	87.0	2.42	TIB (12.9)	12.8	115	24	29.32	5.72	1.02	---	---	---	0.27
3l	1d	15	Brij-76	6.49	89.3	1.13	0	12.6	115	24	8.94	1.94	0.00	---	---	---	0.61
3m	1d	7	Pluronic P123	5.10	89.0	1.13	0	12.2	115	24	7.60	1.62	0.00	---	---	---	0.63
3n	1d	15	C18-TAC	8.41	87.0	2.42	TMB (13.0)	12.6	115	24	26.17	5.25	1.01	---	---	---	0.42
3o	1d	15	C18-TAC	8.41	87.0	2.42	TMB (13.0)	12.1	115	24	27.66	5.42	1.10	---	---	---	0.32
3p	1d	15	C18-TAC	8.41	87.0	2.42	TMB (13.0)	11.3	115	24	27.54	5.37	1.08	---	---	---	0.34
3q	1d	5.2	C18-TAC	2.91	30.2	0.84	TMB (6.2)	12.9	115	24	23.95	4.76	0.86	---	---	---	0.16

Attorney Docket No.: 60907WO(49991)
 Express Mail No.: EV 492345085 US

Table 4

Product	Particle Reagent	Particle (g)	PTM	PTM (g)	Water (g)	Alcohol (g)	NaOH (g)	pH	Temp (°C)	%C	%H	%N	SSA (m ² /g)	SPV (cm ³ /g)	APD (Å)
4a	1e	15	C18-TAC	8.41	86.96	0	2.42	12.9	150	27.24	5.15	0.47	101	0.54	174
4b	1e	15	C18-TAC	8.41	86.96	22.6	2.42	12.7	150	24.95	4.74	0.23	72	0.62	266

EXAMPLE 5

Selected samples of hybrid material prepared according to Examples 2, 3, and 4 were mixed in a solution containing the following: anhydrous ethanol (HPLC grade, J.T. Baker, Phillipsburgh, NJ) and concentrated hydrochloric acid (Aldrich Chemical, Milwaukee, WI), and stirred in a 5 L round bottom flask. The suspension was then heated to 50 °C for 20 hours. After the reaction cooled to room temperature the product was filtered and washed repeatedly with water. This reaction was then repeated (50 °C, 20 hours). Final product was washed with acetone and then dried at 80 °C under reduced pressure for 16 hours. Specific reagent amounts, reaction conditions, and characterization data are listed in Table 5. The XRPD plot for Example 5e is shown in Figure 3, and a peak maximum is listed in table 9.

EXAMPLE 6

Selected samples of hybrid materials prepared according to Examples 2 and 3 were heated in a furnace (Model F6000, Barnstead/Thermolyne, Dubuque, IA) or within a stainless steel tube (19 x 50 mm) under a dynamic purge of either air or argon at 250-550 °C for 16 hours, after an initial hold at 100 °C for 40 minutes. Specific reaction conditions and characterization data are listed in Table 6. Selected materials were tested by XRPD, and peak maxima are listed in table 9. Exemplary plots for Examples 6r and 6i are shown in Figure 3. An exemplary plot of Example 6t is shown in Figure 4.

20

Express Mail No.: EV 492345085 US

Table 5

Product	Particle Reagent	Particle (g)	HCl (g)	Alcohol (L)	%C	%H	%N	SSA (m ² /g)	SPV (cm ³ /g)	APD (Å)	MPA (m ² /g)
5a	2a	8.6	24.1	1.29	7.97	1.66	0.00	374	1.06	112	96
5b	2b	10.0	28.0	1.50	7.68	1.74	0.00	344	1.09	118	94
5c	2e	10.0	28.0	1.50	8.00	2.1	0.00	421	1.22	156	105
5d	3a	10.0	28.0	1.50	8.27	1.79	0.00	710	1.11	41	28
5e	3b	23	64.4	3.45	8.37	1.81	0.00	552	1.01	55	19
5f	3c	7.0	19.6	1.05	8.73	1.96	0.05	670	1.09	42	56
5g	4b	9.0	25.2	1.35	21.09	3.95	0.00	102	0.74	257	12
5h	2c	5.0	14.0	0.75	7.79	1.72	0.03	296	1.08	132	73

Table 6

Product	Particle	Particle	Gas	Method	Temp	Product	%C	%H	%N	SSA	SPV	APD	MPA
6a	2c	1.00	air	oven	250	0.70	8.24	1.40	0.00	292	1.04	141	62
6b	2c	1.00	air	oven	350	0.60	5.73	1.18	0.00	300	1.08	138	40
6c	2c	1.00	air	oven	550	0.90	0.61	0.15	0.00	254	0.93	138	67
6d	2c	1.00	argon	oven	250	0.80	8.58	1.47	0.00	283	1.04	144	54
6e	2c	1.00	argon	tube	275	0.70	8.54	1.74	0.00	292	1.07	135	76
6f	2c	1.00	argon	tube	375	0.70	8.20	1.54	0.00	299	1.07	132	78
6g	2d	1.14	argon	tube	275	0.81	8.66	1.71	0.00	390	0.99	96	75
6h	3b	1.17	argon	tube	275	0.84	9.66	1.87	0.00	500	0.93	54	89
6i	3d	1.40	argon	tube	275	0.90	10.04	1.88	0.00	636	0.76	36	442
6j	3f	1.40	argon	tube	275	0.95	9.97	1.96	0.00	542	0.93	57	40
6k	3h	1.51	argon	tube	300	0.95	9.73	1.91	0.00	635	0.93	48	108
6l	3g	1.47	argon	tube	300	1.03	9.85	1.89	0.00	601	0.88	45	70
6m	3i	2.15	argon	tube	300	1.50	9.63	1.92	0.00	600	1.02	56	57
6n	3j	2.41	argon	tube	300	1.67	9.96	1.83	0.00	575	0.99	50	25
6o	3k	2.43	argon	tube	300	1.63	9.72	1.77	0.00	608	0.88	45	52
6p	3l	1.51	argon	tube	300	1.36	8.29	1.59	0.00	243	0.77	119	31
6q	3m	1.60	argon	tube	300	1.24	7.56	1.46	0.00	242	0.75	122	29
6r	3f	4.64	argon	tube	300	3.35	10.24	1.93	0.00	537	0.93	57	34
6s	3n	2.20	argon	tube	300	1.46	9.54	1.79	0.00	572	0.98	59	43
6t	3o	2.52	argon	tube	300	1.34	9.98	1.87	0.00	561	0.94	50	23
6u	3p	2.56	argon	tube	300	1.73	9.99	1.85	0.00	576	0.93	48	21
6v	3q	2.43	argon	tube	300	1.70	9.30	1.88	0.00	422	0.56	48	51

EXAMPLE 7

The particles of example 5g were suspended in hexamethyldisilazane (HMDS, Aldrich Chemical, Milwaukee, WI). The suspension was then transferred to a glass lined stainless steel autoclave and heated at 200 °C for 20 hours, under a static argon
5 blanket. After the autoclave cooled to room temperature the product was filtered and washed repeatedly using toluene, acetone/water, and acetone, and then dried at 80 °C under vacuum for 16 hours. %C and %H data are listed in Table 7.

Table 7

Product	Particle Reagent	Particle (g)	%C	%H
7a	5g	7	17.37	3.39

10

EXAMPLE 8

A porous inorganic/organic hybrid monolith was synthesized by the following procedure. A non-ionic surfactant, Pluronic® P105 (15.9 g, Aldrich Chemical) was
15 dissolved in 100 mL of 0.09 M acetic acid (J.T. Baker) and chilled to 0 °C. To this solution was added a mixture of 1,2-bis-(trimethoxysilyl)ethane (5.8 mL, Gelest Inc., Morrisville, PA) and tetramethoxysilane (34.2 mL, Aldrich Chemical). The resulting solution was stirred at 0 °C for 1.5 h and then aliquots were transferred to glass vials, sealed, and kept at 45 °C for 2 days. The solution solidified, and a white rod was
20 produced, which was then immersed into a 0.1 M ammonium hydroxide (J.T. Baker) water solution at 60 °C for 16 hours. The resultant rods were washed by immersing in refluxing water for 3 h, cooling, replacing the water, and repeating a second three hours. A second wash cycle was repeated using methanol (HPLC grade, J.T. Baker). Selected rods were vacuum dried at 80 °C for 16 h. Characterization data is listed in Table 8.

25

Table 8

Product	Composition of Hybrid Material Prior to Modification	MPD (μm)	MPV (cm^3/g)	SSA (m^2/g)	SPV (cm^3/g)	APD (\AA)
8a	$\text{SiO}_2/[\text{C}_2\text{H}_4(\text{SiO}_{1.5})_2]_{0.1}$	12.6	2.70	693	1.47	69

To achieve a porous hybrid inorganic/organic monolith comprising ordered domains and having a chromatographically-enhancing pore geometry, a monolith of type 8a would be immersed in an aqueous solution containing sodium hydroxide (Aldrich Chemical, Milwaukee, WI) and one or more of the following pore templating molecules (PTM): cetyltrimethylammonium bromide (C_{16} -TAB, Aldrich Chemical), trimethylstearyl ammonium chloride (C_{18} -TAC, TCI America, Portland, OR), cetyltrimethylammonium chloride (C_{16} -TAC, 25 wt% in water, Aldrich Chemical), Brij[®] 76 (Aldrich Chemical), Pluronic[®] P123 (Aldrich Chemical); and one or more of the following template swelling molecules (TSM): 1,3,5-trimethylbenzene (TMB, Aldrich Chemical), 1,3,5-triisopropylbenzene (TIP, Aldrich Chemical). The suspended monolith would be immersed for 0.5 hours and was then enclosed in a stainless steel autoclave and heated to between 115 °C and 150 °C for 24-118 hours. After the autoclave cooled to room temperature, the monolith would be removed and washed repeatedly as described above with water and then methanol, and then dried at 80 °C under vacuum for 16 hours.

EXAMPLE 9

20 XRPD data were collected using two methods (A and B) as described below. Peak maxima for selected materials are listed in Table 9.

Method A data were collected by SSCI Incorporated, West Lafayette, IN. Sample Preparation: Specimens were very firmly packed into a depression in a silicon zero-background holder (ZBH) mounted on aluminum. The specimen surfaces were very carefully leveled by pressing a smooth, glass slide onto the specimen until the specimen surface was flush with the top surface of the ZBH. The surface of the specimen and ZBH was examined with an optical microscope and a flat edge to check for flatness and flushness. Technique: NIST SRM 649C Si powder, d-space calibrant

was measured as an external standard. The XPRD patterns were collected with a Shimadzu XRD-6000 using the following instrumental parameters. Radiation: long, fine focus; Anode: Cu; Power: 40 kV and 40 mA; 2θ Range: 1.0° to $10^\circ 2\theta$ or 0.8° to $50^\circ 2\theta$; Step $0.04^\circ 2\theta$; Scan Speed: $0.6^\circ 2\theta/\text{minute}$; Divergence slit: 0.5° ; Anti-scatter slits: 0.5° ; receiving slits: 0.15 mm; Detector: NaI scintillation counter; Diffracted-beam monochromator: graphite. The diffractogram plots were not smoothed, and no background subtraction was employed. Diffraction peak maxima were determined manually from the diffractogram plot. Diffraction peaks were broad, approximately $1^\circ 2\theta$.

Method B data were collected by H&M Analytical Services, Inc., Allentown, NJ. All diffraction scans were run on a Siemens D5000 Θ/Θ diffractometer in a Bragg-Brentano parafocusing geometry and using Cu radiation at 40KV/30mA from a long fine focus tube. Scans were run over the angular range of 1° to 6° with a step size of 0.05° and counting times of 300 to 600 seconds per step. To reduce the angular divergence and reduce the background, narrow slits were used (divergence slit = 0.1mm, anti-scatter slit = 0.2mm, detector slit=0.1mm). Under these conditions, the angular divergence of the instrument is approximately 0.05° . Since the individual diffraction peaks were in the neighborhood of 0.4° to 0.5° , the chosen step size provided 8-10 data points within the FWHM, which is adequate for determining the peak positions. Two types of scans were run. The first consisted of the test sample, which was deposited onto a zero background holder and thinned to a layer thickness of approximately $50\mu\text{m}$ by use of a methanol slurry. This method has the added advantage of producing a very smooth surface, which is desirable for low angle work. The second type of test consisted of the test sample mixed with a small amount of Silver Behenate ($\text{C}_{22}\text{H}_{44}\text{O}_2\text{Ag}$ produced by Kodak and described in *Powder Diffraction*, 10, 91-95 (1995)). Silver Behenate is an ideal low-angle standard due to its very large lattice parameter that produces a series of diffraction lines at angles as low as 1.513° . To perform the internal calibration using Silver Behenate, the pattern containing the internal standard was first modified to bring the Silver Behenate peaks into their calibrated positions. Once this was done, the unspiked sample was then corrected to bring it into coincidence with the features of the standard pattern that are common to both patterns. This indirect method of internal calibration had to be used since the strongest peak from the standard and the strongest peak from the test material overlapped. Although this indirect method is not as accurate as the conventional internal standard method, the accuracy is still deemed to be quite good, with an expected error of approximately 0.02° , which is about ten times better than the uncorrected pattern. All patterns were analyzed with the use of the commercial

program Jade v6.5 (produced by Materials Data Inc.). Each pattern was corrected for systematic errors by use of the internal standard. The background was then fitted with a parabolic fitting function and stripped. There was no reason to remove the $K\alpha_2$ peak artifact, since it is so close to the $K\alpha_1$ peak at these low angles that they are

5 indistinguishable. Once the background was removed, the peak positions were then determined by a centroid fitting function. These positions were then refined with the aid of a least squares process that fits the individual peaks to a split Pearson VII function.

Table 9

Product	XRPD Method	XRPD Peak Maxima ($^{\circ} 2\theta$)
5e	A	1.3
6i	A	1.5, 3.2
6j	A	1.5, 2.5
6l	A	1.5, 2.5, 3.2
6m	A	1.5, 2.5
6n	A	1.5, 2.5
6o	A	1.5, 2.5
6r	A	1.5, 2.5
6s	A	1.5, 2.5
6t	A	1.5, 2.5
	B	1.9, 2.6
6u	A	1.5, 2.5
6v	A	1.5, 2.5, 3.2

10

EXAMPLE 10

Figure 5 shows a transmission electron micrograph of compounds A and B. Compound A, a porous inorganic/organic hybrid material having ordered domains, is prepared as described in Example 6. Compound B is an inorganic material (silica gel)

15 with ordered domains. Compounds A and B were examined using transmission electron microscopy (TEM). The micrograph of Figure 5 shows patterns that are characteristic of materials having ordered domains.

Incorporation By Reference

The entire contents of all patents, published patent applications and other references cited herein are hereby expressly incorporated herein in their entireties by reference.

5

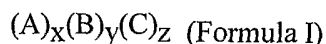
Equivalents

Those skilled in the art will recognize, or be able to ascertain using no more than routine experimentation, numerous equivalents to the specific procedures described herein. Such equivalents were considered to be within the scope of this invention and are covered by the following claims. The contents of all references, issued patents, and published patent applications cited throughout this application are hereby incorporated by reference.

10

What is claimed is:

1. A porous hybrid inorganic/organic material comprising ordered domains and having a chromatographically-enhancing pore geometry.
2. A porous hybrid inorganic/organic material comprising ordered domains having
5 formula I, II or III below:



wherein the order of repeat units A, B, and C may be random, block, or a combination of random and block;

10 A is an organic repeat unit which is covalently bonded to one or more repeat units A or B via an organic bond;

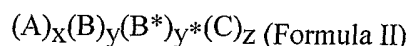
B is an organosiloxane repeat unit which is bonded to one or more repeat units B or C via an inorganic siloxane bond and which may be further bonded to one or more repeat units A or B via an organic bond;

15 C is an inorganic repeat unit which is bonded to one or more repeat units B or C via an inorganic bond; and

x, y are positive numbers and z is a non negative number, wherein

when $z = 0$, then $0.002 \leq x/y \leq 210$, and when $z \neq 0$, then

$0.0003 \leq y/z \leq 500$ and $0.002 \leq x/(y+z) \leq 210$;



20 wherein the order of repeat units A, B, B*, and C may be random, block, or a combination of random and block;

A is an organic repeat unit which is covalently bonded to one or more repeat units A or B via an organic bond;

25 B is an organosiloxane repeat units which is bonded to one or more repeat units B or B* or C via an inorganic siloxane bond and which may be further bonded to one or more repeat units A or B via an organic bond;

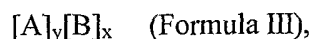
30 B* is an organosiloxane repeat unit which is bonded to one or more repeat units B or B* or C via an inorganic siloxane bond, wherein B* is an organosiloxane repeat unit that does not have reactive (*i.e.*, polymerizable) organic components and may further have a protected functional group that may be deprotected after polymerization;

C is an inorganic repeat unit which is bonded to one or more repeat units B or B* or C via an inorganic bond; and

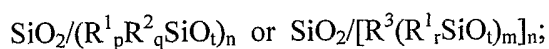
x, y are positive numbers and z is a non negative number, wherein

when $z = 0$, then $0.002 \leq x/(y+y^*) \leq 210$, and when $z \neq 0$, then

5 $0.0003 \leq (y+y^*)/z \leq 500$ and $0.002 \leq x/(y+y^*+z) \leq 210$; or

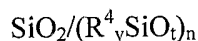


wherein x and y are whole number integers and A is



10 wherein R^1 and R^2 are independently a substituted or unsubstituted C_1 to C_7 alkyl group, or a substituted or unsubstituted aryl group, R^3 is a substituted or unsubstituted C_1 to C_7 alkylene, alkenylene, alkynylene, or arylene group bridging two or more silicon atoms, p and q are 0, 1, or 2, provided that $p + q = 1$ or 2, and that when $p + q = 1$, $t = 1.5$, and when $p + q = 2$, $t = 1$; r is 0 or 1, provided that when $r = 0$, $t = 1.5$, and when $r = 1$, $t = 1$; m is an integer greater than or equal to 2; and n is a number from
15 0.01 to 100;

B is :



20 wherein R^4 is hydroxyl, fluorine, alkoxy, aryloxy, substituted siloxane, protein, peptide, carbohydrate, nucleic acid, or combinations thereof, R^4 is not R^1 , R^2 , or R^3 ; v is 1 or 2, provided that when $v = 1$, $t = 1.5$, and when $v=2$, $t=1$; and n is a number from 0.01 to 100;

25 wherein the material of formula III has an interior area and an exterior surface, and said interior area of said material has a composition represented by A; said exterior surface of said material has a composition represented by A and B, and wherein said exterior composition is between about 1 and about 99% of the composition of B and the remainder comprising A.

3. The hybrid material of claim 1 or claim 2, wherein diffraction peak maxima observed for said material exhibit a 2θ position that excludes diffraction peaks resulting from atomic-range order that are associated with amorphous material.

30 4. The hybrid material of claim 3, wherein the excluded diffraction peak ranges from about 20° to about $23^\circ 2\theta$.

5. The hybrid material of claim 1 or claim 2, wherein said inorganic portion of said hybrid material is selected from the group consisting of alumina, silica, titanium or zirconium oxides, and ceramic materials.
6. The hybrid material of claim 5 wherein said inorganic portion of said hybrid material is silica.
7. The hybrid material of claim 1 or claim 2, wherein the percentage by mass of ordered domains of said material ranges from about 1% to about 100%.
8. The hybrid material of claim 1, wherein pores of a diameter of less than about 34Å contribute less than about 110 m²/g to less than about 50 m²/g to the specific surface area of the material.
9. The hybrid material of claim 1 or claim 2, wherein said material comprises porous inorganic/organic hybrid particles.
10. The hybrid material of claim 1 or claim 2, wherein said material comprises a monolith.
11. The hybrid material of claim 10, wherein said monolith comprises coalesced porous inorganic/organic hybrid particles.
12. The hybrid material of claim 9 or claim 11, wherein said particles are essentially spherical.
13. The hybrid material of claim 9 or claim 11, wherein said particles have a specific surface area of about 50 to 800 m²/g, said particles have specific pore volumes of about 0.25 to 1.5 cm³/g, and said particles have an average pore diameter of about 50 to 500 Å.
14. The hybrid material of claim 13, wherein said particles have a specific surface area of about 100 to 700m²/g.
15. The hybrid material of claim 13, wherein said particles have a specific surface area of about 300 to 600m²/g.
16. The hybrid material of claim 13, wherein said particles have specific pore volumes of about 0.7 to 1.3 cm³/g.
17. The hybrid material of claim 13, wherein said particles have an average pore diameter of about 50 to 300Å.
18. The hybrid material of claim 1, wherein said material comprises porous hybrid inorganic/organic particles that have a micropore surface area of less than about 110 m²/g.

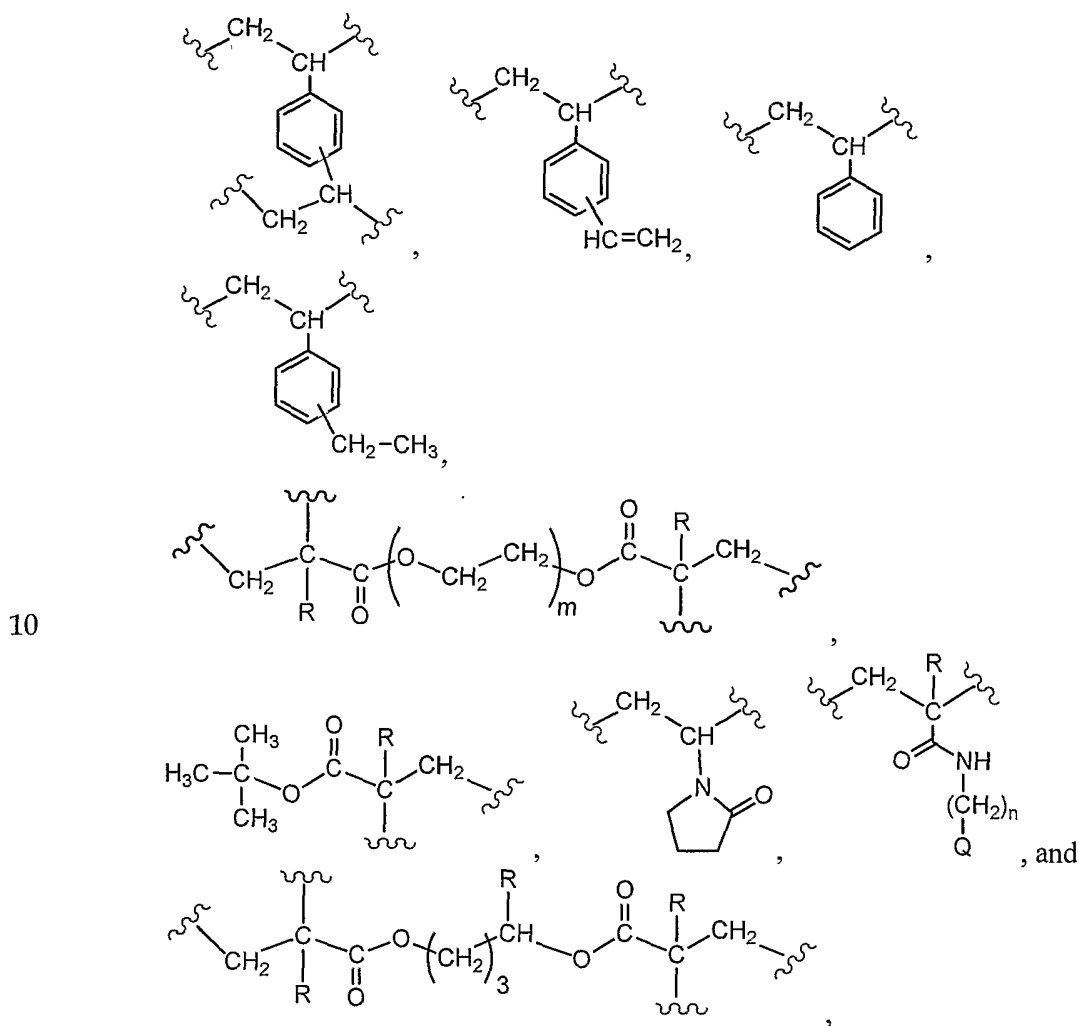
19. The hybrid material of claim 18, wherein said particles have a micropore surface area of less than about 105 m²/g.
20. The hybrid material of claim 18, wherein said particles have a micropore surface area of less than about 80 m²/g.
- 5 21. The hybrid material of claim 18, wherein said particles have a micropore surface area of less than about 50 m²/g.
22. The hybrid material of claim 9 or 11, wherein said particles have been surface modified by a surface modifier selected from the group consisting of an organic group surface modifier, a silanol group surface modifier, a polymeric coating surface modifier,
10 and combinations thereof.
23. The hybrid material of claim 22, wherein said hybrid particles have been surface modified with a surface modifier having the formula Z_a(R')_bSi-R, where Z = Cl, Br, I, C₁ - C₅ alkoxy, dialkylamino or trifluoromethanesulfonate; a and b are each an integer from 0 to 3 provided that a + b = 3; R' is a C₁ - C₆ straight, cyclic or branched alkyl group,
15 and R is a functionalizing group.
24. The hybrid material of claim 23, wherein R' is selected from the group consisting of methyl, ethyl, propyl, isopropyl, butyl, t-butyl, sec-butyl, pentyl, isopentyl, hexyl and cyclohexyl.
25. The hybrid material of claim 23, wherein the functionalizing group R is selected
20 from the group consisting of alkyl, alkenyl, alkynyl, aryl, cyano, amino, diol, nitro, ester, a cation or anion exchange group, or an alkyl or aryl group containing an embedded polar functionality.
26. The hybrid material of claim 25, wherein said functionalizing group R is a C₁ - C₃₀ alkyl group.
- 25 27. The hybrid material of claim 25, wherein said functionalizing group R is a C₁ - C₂₀ alkyl group.
28. The hybrid material of claim 22, wherein said surface modifier is selected from the group consisting of octyltrichlorosilane, octadecyltrichlorosilane, octyldimethylchlorosilane, and octadecyldimethylchlorosilane.
- 30 29. The hybrid material of claim 28, wherein said surface modifier is octyltrichlorosilane or octadecyltrichlorosilane.
30. The hybrid material of claim 22, wherein said particles have been surface modified by coating with a polymer.

31. The hybrid material of claim 22, wherein said particles have been surface modified by a combination of an organic group surface modifier and a silanol group surface modifier.
32. The hybrid material of claim 22, wherein said particles have been surface
5 modified by a combination of an organic group surface modifier and a polymeric coating surface modifier.
33. The hybrid material of claim 22, wherein said particles have been surface modified by a combination of a silanol group surface modifier and a polymeric coating surface modifier.
- 10 34. The hybrid material of claim 22, wherein said particles have been surface modified via formation of an organic covalent bond between an organic group of the particle and a surface modifier.
35. The hybrid material of claim 22, wherein said particles have been surface modified by a combination of an organic group surface modifier, a silanol group surface
15 modifier, and a polymeric coating surface modifier.
36. The hybrid material of claim 22, wherein said particles have been surface modified by a silanol group surface modifier.
37. The hybrid material of claim 1 having the formula $\text{SiO}_2/(\text{R}^p\text{R}^q\text{SiO}_t)_n$ or $\text{SiO}_2/[\text{R}^6(\text{R}^r\text{SiO}_t)_m]_n$ wherein R^2 and R^4 are independently $\text{C}_1 - \text{C}_{18}$ aliphatic or aromatic
20 moieties optionally substituted with alkyl, aryl, cyano, amino, hydroxyl, diol, nitro, ester, ion exchange or embedded polar functionalities, R^6 is a substituted or unsubstituted $\text{C}_1 - \text{C}_{18}$ alkylene, alkenylene, alkynylene or arylene moiety bridging two or more silicon atoms, p and q are 0, 1 or 2, provided that $p+q = 1$ or 2, and that when $p+q=1$, $t=1.5$, and when $p+q=2$, $t=1$; r is 0 or 1, provided that when $r = 0$, $t = 1.5$, and when $r = 1$, $t = 1$; m
25 is an integer greater than or equal to 2, and n is a number from 0.03 to 1.5.
38. The hybrid material of claim 37, wherein n is a number from 0.1 to 1.0.
39. The hybrid material of claim 37, wherein n is a number from 0.2 to 0.5.
40. The hybrid material of Formula II according to claim 2, wherein B is bonded to one or more repeat units B or C *via* an inorganic siloxane bond and is bonded to one or
30 more repeat units A or B *via* an organic bond.
41. The hybrid material of Formula I or II according to claim 2, wherein $0.003 \leq y/z \leq 50$ and $0.02 \leq x/(y+z) \leq 21$.

42. The hybrid material of Formula I or II according to claim 2, wherein $0.03 \leq y/z \leq 5$ and $0.2 \leq x/(y+z) \leq 2.1$.

43. The hybrid material of Formula I or II according to claim 2, wherein A is a substituted ethylene group, B is a oxysilyl-substituted alkylene group, and C is a oxysilyl group.

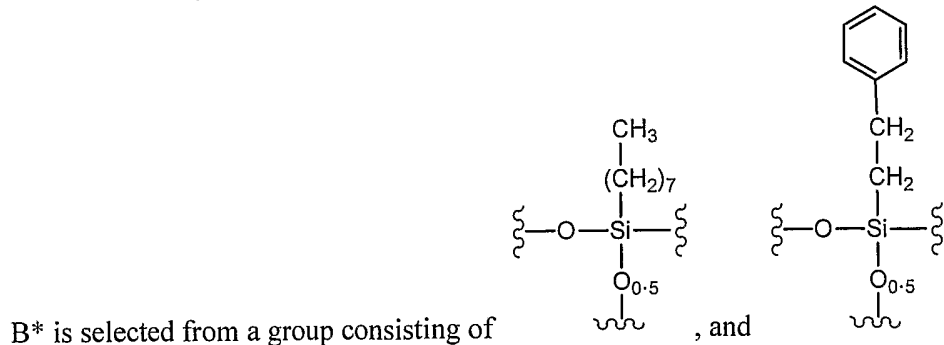
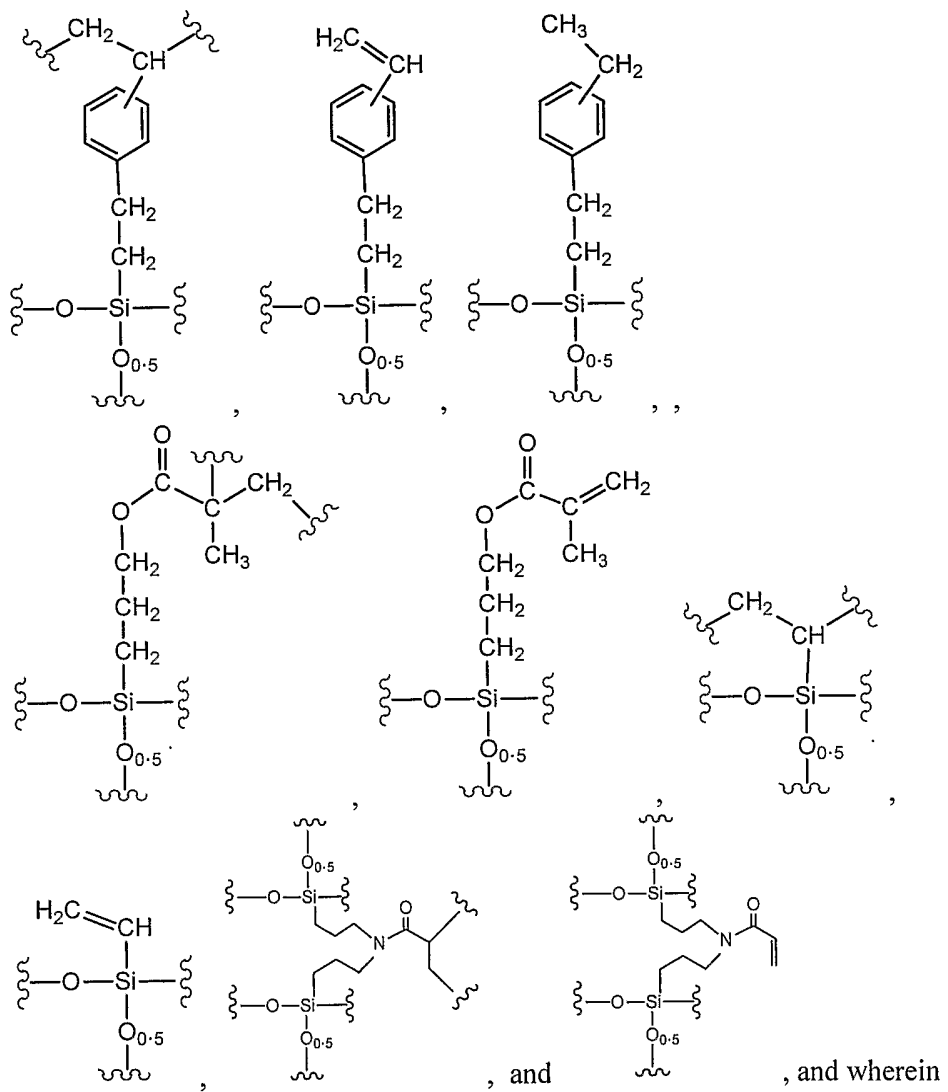
44. The hybrid material of Formula I or II according to claim 2, wherein A is selected from the group consisting of



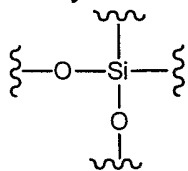
wherein each R is independently H or a C₁-C₁₀ alkyl group; m is an integer of from 1 to 20; n is an integer of from 0 to 10; and Q is hydrogen, N(C₁₋₆alkyl)₃, N(C₁₋₆alkyl)₂(C₁₋₆alkylene-SO₃), or C(C₁₋₆hydroxyalkyl)₃.

45. The hybrid material according to claim 44, wherein each R is independently hydrogen, methyl, ethyl, or propyl.

46. The hybrid material of Formula I or II according to claim 2, wherein B is selected from the group consisting of



47. The hybrid material of Formula I or II according to claim 2, wherein C is



48. The hybrid material of Formula III of claim 2, wherein said exterior surface has a composition that is between about 50 and about 90% of composition B, with the remainder comprising composition A.

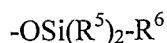
49. The hybrid material of claim 48 wherein said exterior surface has a composition that is between about 70 and about 90% of composition B, with the remainder comprising composition A.

50. The hybrid material of Formula III of claim 2, wherein R^4 is hydroxyl.

51. The hybrid material of Formula III of claim 2, wherein R^4 is fluorine.

52. The hybrid material of Formula III of claim 2, wherein R^4 is methoxy.

53. The hybrid material of Formula III of claim 2, wherein R^4 is



wherein R^5 is a C_1 to C_6 straight, cyclic, or branched alkyl, aryl, or alkoxy group, a hydroxyl group, or a siloxane group, and R^6 is a C_1 to C_{36} straight, cyclic, or branched alkyl, aryl, or alkoxy group, wherein R^6 is unsubstituted or substituted with one or more moieties selected from the group consisting of halogen, cyano, amino, diol, nitro, ether, carbonyl, epoxide, sulfonyl, cation exchanger, anion exchanger, carbamate, amide, urea, peptide, protein, carbohydrate, nucleic acid functionalities, and combinations thereof.

54. The hybrid material of claim 53, wherein R^6 is a C_{18} group.

55. The material of claim 53, wherein R^6 is a cyanopropyl group.

56. A method of preparing a porous hybrid inorganic/organic material comprising ordered domains of any of claims 1-55, comprising the steps of:

- (a) forming a pore restructuring template;
- (b) restructuring the pores of a porous hybrid inorganic/organic material by contacting the pores of the porous hybrid inorganic/organic material with the pore restructuring template, to thereby restructure the pores into ordered domains; and

(c) removing the pore restructuring template from the restructured pores; to thereby prepare a porous hybrid inorganic/organic material comprising ordered domains.

57. The method of claim 56, wherein the restructuring of step (b) comprises
5 admixing the porous hybrid inorganic/organic material with an aqueous solution containing a base and a pore restructuring template, and heating the admixture at a temperature and for a period of time sufficient to form ordered domains.
58. The method of claim 57, wherein the admixture is heated to a temperature ranging from about 25 to about 200 ° C for a time ranging from about 1 to about 120
10 hours.
59. The method of claim 58, wherein the admixture is heated to a temperature ranging from about 80 to about 150 ° C for a time ranging from about 7 to about 120 hours .
60. The method of claim 58, wherein the admixture is heated to a temperature
15 ranging from about 100 to about 130 ° C for a time ranging from about 20 to about 48 hours.
61. The method of claim 56, wherein the contacting of step (b) comprises filling the pores of the porous hybrid inorganic/organic material with the pore restructuring template.
- 20 62. The method of claim 56, wherein the pore restructuring template comprises one or more pore templating molecules.
63. The method of claim 62, wherein the pore restructuring template further comprises a template swelling molecule.
64. The method of claim 56, further comprising obtaining the porous hybrid
25 inorganic/organic material.
65. The method of claim 56, further comprising preparing the porous hybrid inorganic/organic material.
66. The method of claim 56, wherein the removing of step (c) comprises extracting the pore restructuring template by acid washing the product of step (b) to thereby remove
30 the pore restructuring template.
67. The method of claim 66, wherein the acid wash comprises a mixture of a water soluble solvent and an acid.

68. The method of claim 67, wherein the water soluble solvent is selected from the group consisting of acetonitrile, tetrahydrofuran, dimethylsulfoxide, dimethylformamide, methanol, ethanol and isopropanol.
69. The method of claim 67, wherein the acid is selected from the group consisting
5 of hydrochloric acid, hydrobromic acid, hydrofluoric acid, hydroiodic acid, sulfuric acid, formic acid, acetic acid, trichloroacetic acid, trifluoroacetic acid and phosphoric acid.
70. The method of claim 67, wherein the acid wash comprises a mixture of ethanol and concentrated hydrochloric acid.
71. The method of claim 66, wherein the product of step (b) is acid washed at a
10 temperature ranging from about 25 to about 100 °C for a time ranging from about 1 to about 30 hours.
72. The method of claim 66, wherein the product of step (b) is acid washed at a temperature ranging from about 40 to about 60 °C for a time ranging from about 4 to about 25 hours.
- 15 73. The method of claim 66, wherein the product of step (b) is acid washed at a temperature of about 50° C for a time of about 20 hours.
74. The method of claim 56, wherein the removal of step (c) comprises thermally treating the product of step (b) to thereby remove the pore restructuring template.
75. The method of claim 74, wherein the product of step (b) is heated to a
20 temperature ranging from about 250 to about 600 °C for a period of time ranging from about 1 to about 30 hours.
76. The method of claim 74, wherein the product of step (b) is heated to a temperature ranging from about 275 to about 350 °C for a period of time ranging from about 4 to about 25 hours.
- 25 77. The method of claim 74, wherein the product of step (b) is heated to a temperature of about 300° C for a period of about 16 hours.
78. The method of claim 74, wherein the product of step (b) is heated at about 100 °C for about 40 minutes and then heated at about 250 to about 550 °C for a period of about 16 hours under a dynamic purge of a gas selected from the group consisting of air,
30 nitrogen, and argon.
79. The method of claim 56, wherein the removal of step (c) comprises treating the product of step (b) with ozone to thereby remove the pore restructuring template.

80. The method of claim 56, further comprising modifying the pore structure of the porous hybrid inorganic/organic material to thereby form a chromatographically-enhancing pore geometry, to thereby prepare a porous hybrid inorganic/organic material comprising ordered domains and having a chromatographically-enhancing pore geometry.
- 5 81. The method of claim 80, wherein the pore structure of the porous hybrid inorganic/organic material is modified prior to step (b).
82. The method of claim 80, wherein the pore structure of the porous hybrid inorganic/organic material is modified after step (c).
- 10 83. The method of claim 81, further comprising surface modifying the porous hybrid inorganic/organic material.
84. The method of claim 83, wherein said surface modification is carried out prior to step (b).
85. The method of claim 80, wherein the pore structure of the porous hybrid inorganic/organic material is modified by hydrothermal treatment.
- 15 86. The method of claim 62, wherein the pore templating molecule is ionic or non-ionic.
87. The method of claim 86, wherein the pore templating molecule is ionic and is selected from the group consisting of cationic, anionic and zwitterionic molecules.
- 20 88. The method of claim 87, wherein the pore templating molecule is sodium bis(2-ethylhexyl)sulfosuccinate, glycolic acid ethoxylate 4-tert-butylphenyl ether, glycolic acid ethoxylate lauryl ether, glycolic acid ethoxylate 4-nonylphenyl ether, glycolic acid ethoxylate octyl ether, glycolic acid ethoxylate oleyl ether, sodium dodecyl sulfate (SDS) or tris(hydroxymethyl)aminomethane lauryl sulfate (TDS), ammonium lauryl sulfate, 25 cetyltrimethylammonium chloride, cetyltrimethylammonium bromide or trimethylstearyl ammonium chloride.
89. The method of claim 86, wherein the pore templating molecule is non-ionic and is selected from the group consisting of polymers, block copolymers and poly(ethyleneoxide)-alkyl ethers.
- 30 90. The method of claim 89, wherein the pore templating molecule is poly(ethyleneoxide)-poly(propyleneoxide)-poly(ethyleneoxide), Pluronic® P123, Pluronic® P64, Pluronic P105, Brij® 76 or Brij® 30.

91. The method of claim 58, wherein the template swelling molecule is selected from the group consisting of benzene, toluene, cyclohexane, cyclohexanol, dodecanol, chlorododecane, 1,3,5-trimethylbenzene, and 1,3,5-triisopropylbenzene.
92. The method of claim 91, wherein the template swelling molecule is 1,3,5-
5 trimethylbenzene or 1,3,5-triisopropylbenzene.
93. The method of claim 56, wherein the porous hybrid inorganic/organic material comprises porous hybrid inorganic/organic particles.
94. The method of claim 56, wherein the porous hybrid inorganic/organic material comprises a monolith.
- 10 95. The method of claim 94, wherein the monolith comprises coalesced porous hybrid inorganic/organic particles.
96. The method of claim 57, wherein the base is selected from the group consisting of ammonium hydroxide, hydroxide salts of the group I and group II metals, carbonate and hydrogencarbonate salts of the group I metals, or alkoxide salts of the group I and
15 group II metals, and alkylamines.
97. The method of claim 96, wherein the base is sodium hydroxide.
98. A separations device comprising a porous hybrid inorganic/organic hybrid material of any of claims 1-55.
99. A separations device of claim 98 selected from the group consisting of
20 chromatographic columns, thin layer chromatographic (TLC) plates, filtration membranes, microtiter plates, scavenger resins, and solid phase organic synthesis supports.
100. A chromatographic column comprising
- 25 a) a column having a cylindrical interior for accepting porous hybrid inorganic/organic material, and
- b) a chromatographic bed comprising a porous hybrid inorganic/organic material of any of claims 1-55.
101. A porous hybrid inorganic/organic material of any of claims 1-55, prepared by a process comprising the steps of:
- 30 (a) forming a pore restructuring template;

(b) restructuring the pores of a porous hybrid inorganic/organic material by contacting the pores of the porous hybrid inorganic/organic material with the pore restructuring template, to thereby restructure the pores into ordered domains; and

(c) removing the pore restructuring template from the restructured
5 pores.

102. The hybrid material of claim 101, wherein the restructuring of step (b) comprises admixing the porous hybrid inorganic/organic material with an aqueous solution containing a base and a pore restructuring template, and heating the admixture at a temperature and for a period of time sufficient to form ordered domains.

103. The hybrid material of claim 101, wherein the contacting of step (b) comprises filling the pores of the porous hybrid inorganic/organic material with the pore restructuring template.

104. The hybrid material of claim 101, wherein the pore restructuring template comprises one or more pore templating molecules.

105. The hybrid material of claim 104, wherein the pore restructuring template further comprises a template swelling molecule.

106. The hybrid material of claim 101, further comprising obtaining the porous hybrid inorganic/organic material.

107. The hybrid material of claim 101, further comprising preparing the porous hybrid
20 inorganic/organic material.

108. The hybrid material of claim 101, wherein the removing of step(c) comprises extracting the pore restructuring template by acid washing the product of step (b) to thereby remove the pore restructuring template.

109. The hybrid material of claim 108, wherein the acid wash comprises a mixture of
25 a water soluble solvent and an acid.

110. The hybrid material of claim 109, wherein the water soluble solvent is selected from the group consisting of acetonitrile, tetrahydrofuran, dimethylsulfoxide, dimethylformamide, methanol, ethanol and isopropanol.

111. The hybrid material of claim 109, wherein the acid is selected from the group
30 consisting of hydrochloric acid, hydrobromic acid, hydrofluoric acid, hydroiodic acid, sulfuric acid, formic acid, acetic acid, trichloroacetic acid, trifluoroacetic acid and phosphoric acid.

112. The hybrid material of claim 109, wherein the acid wash comprises a mixture of ethanol and concentrated hydrochloric acid.
113. The hybrid material of claim 101, wherein the removal of step (c) comprises thermally treating the product of step (b) to thereby remove the pore restructuring
5 template.
114. The hybrid material of claim 113, wherein the product of step (b) is heated at about 100 ° C for about 40 minutes and then heated at about 250 to about 300 ° C for a period of about 16 hours under a dynamic purge of gas selected from the group consisting of air, nitrogen and argon.
- 10 115. The hybrid material of claim 101, wherein the removal of step (c) comprises treating the product of step (b) with ozone to thereby remove the pore restructuring template.
116. The hybrid material of claim 101, further comprising modifying the pore structure of the porous hybrid inorganic/organic material to thereby form a
15 chromatographically-enhancing pore geometry, to thereby prepare a porous hybrid inorganic/organic material comprising ordered domains and having a chromatographically-enhancing pore geometry.
117. The hybrid material of claim 116, wherein the pore structure of the porous hybrid inorganic/organic material is modified prior to step (b).
- 20 118. The hybrid material of claim 116, wherein the pore structure of the porous hybrid inorganic/organic material is modified after step (c).
119. The hybrid material of claim 117, further comprising surface modifying the porous hybrid inorganic/organic material.
- 25 120. The hybrid material of claim 119, wherein said surface modification is carried out prior to step (b).
121. The hybrid material of claim 116, wherein the pore structure of the porous hybrid inorganic/organic material is modified by hydrothermal treatment.
122. The hybrid material of claim 104, wherein the pore templating molecule is ionic or non-ionic.
- 30 123. The hybrid material of claim 122, wherein the pore templating molecule is ionic and is selected from the group consisting of cationic, anionic and zwitterionic molecules.
124. The hybrid material of claim 123, wherein the pore templating molecule is sodium bis(2-ethylhexyl)sulfosuccinate, glycolic acid ethoxylate 4-tert-butylphenyl

- ether, glycolic acid ethoxylate lauryl ether, glycolic acid ethoxylate 4-nonylphenyl ether, glycolic acid ethoxylate octyl ether, glycolic acid ethoxylate oleyl ether, sodium dodecyl sulfate (SDS) or tris(hydroxymethyl)aminomethane lauryl sulfate (TDS), ammonium lauryl sulfate, cetyltrimethylammonium chloride, cetyltrimethylammonium bromide or
5 trimethylstearyl ammonium chloride.
125. The hybrid material of claim 122, wherein the pore templating molecule is non-ionic and is selected from the group consisting of polymers, block copolymers and poly(ethyleneoxide)-alkyl ethers.
126. The hybrid material of claim 125, wherein the pore templating molecule is
10 poly(ethyleneoxide)-poly(propyleneoxide)-poly(ethyleneoxide), Pluronic® P123, Pluronic® P64, Pluronic P105, Brij® 76 or Brij® 30.
127. The hybrid material of claim 105, wherein the template swelling molecule is selected from the group consisting of benzene, toluene, cyclohexane, cyclohexanol, dodecanol, chlorododecane, 1,3,5-trimethylbenzene, and 1,3,5-triisopropylbenzene.
- 15 128. The hybrid material of claim 127, wherein the template swelling molecule is 1,3,5-trimethylbenzene or 1,3,5-triisopropylbenzene.
129. The hybrid material of claim 101, wherein the porous hybrid inorganic/organic material comprises porous hybrid inorganic/organic particles.
130. The hybrid material of claim 101, wherein the porous hybrid inorganic/organic
20 material comprises a monolith.
131. The hybrid material of claim 130, wherein the monolith comprises coalesced porous hybrid inorganic/organic particles.
132. The hybrid material of claim 102, wherein the base is selected from the group consisting of ammonium hydroxide, hydroxide salts of the group I and group II metals, carbonate and hydrogencarbonate salts of the group I metals, or alkoxide salts of the
25 group I and group II metals, and alkylamines.
133. The hybrid material of claim 132, wherein the base is sodium hydroxide.

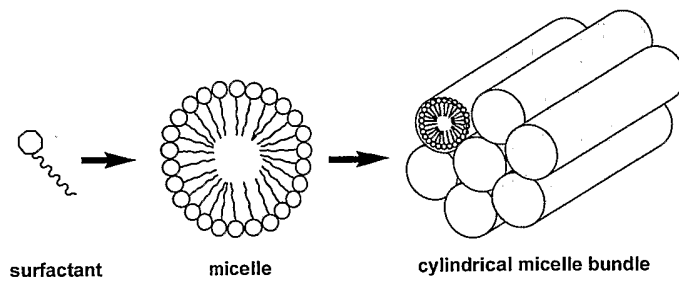


Figure 1.

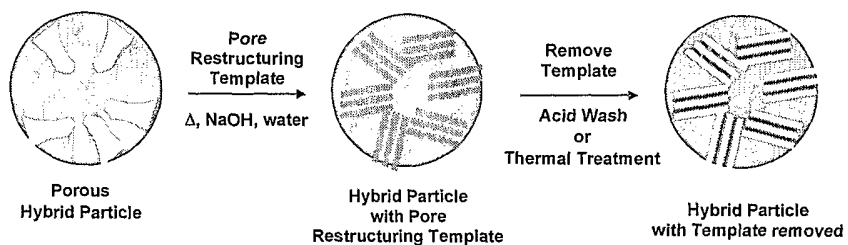


Figure 2.

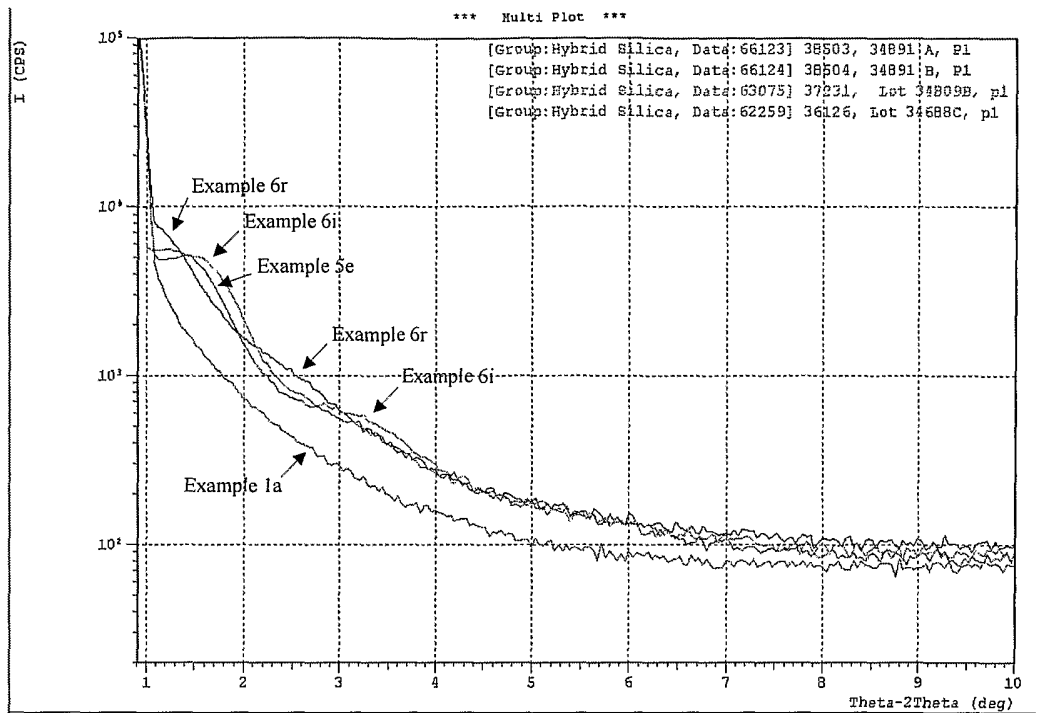


Figure 3.

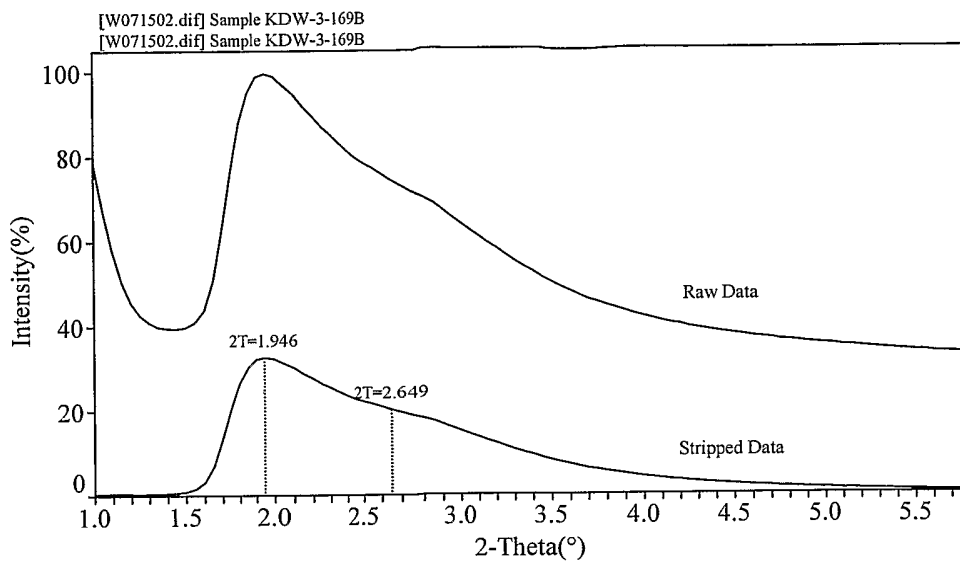
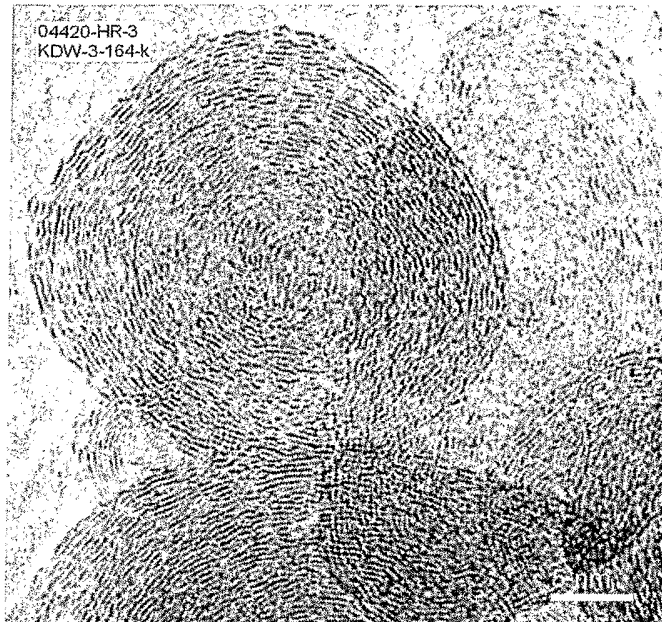



Figure 4.



A



B

Figure 5.

INTERNATIONAL SEARCH REPORT

International application No.

PCT/US05/25106

<p>A. CLASSIFICATION OF SUBJECT MATTER IPC(7) : B32B 3/00, 5/16; B01D 15/08; B29C 67/20, 67/24 US CL : 210/198.2; 264/41, 42, 48; 428/304.4, 315.5, 316.6, 328, 329, 331, 403, 405 According to International Patent Classification (IPC) or to both national classification and IPC</p>												
<p>B. FIELDS SEARCHED</p> <p>Minimum documentation searched (classification system followed by classification symbols) U.S. : 210/198.2; 264/41, 42, 48; 428/304.4, 315.5, 316.6, 328, 329, 331, 403, 405</p> <p>Documentation searched other than minimum documentation to the extent that such documents are included in the fields searched</p> <p>Electronic data base consulted during the international search (name of data base and, where practicable, search terms used)</p>												
<p>C. DOCUMENTS CONSIDERED TO BE RELEVANT</p> <table border="1"> <thead> <tr> <th>Category *</th> <th>Citation of document, with indication, where appropriate, of the relevant passages</th> <th>Relevant to claim No.</th> </tr> </thead> <tbody> <tr> <td>X</td> <td>US 4,169,069 (UNGER et al) 25 September 1979, col. 2, lines 1-31; col. 3, lines 50-68; col. 4, lines 13-15; col. 5, lines 1-31; col. 8, lines 20-44; col. 12, lines 14-29; Tables II-IV; and claim 1.</td> <td>1-133</td> </tr> <tr> <td>X</td> <td>US 5,667,674 A (HANGGI et al) 16 September 1979, col. 3, lines 13-42; col. 4, lines 57-62; col. 15, lines 33-60; col. 16, lines 10-63; and Table 1.</td> <td>1-133</td> </tr> </tbody> </table>			Category *	Citation of document, with indication, where appropriate, of the relevant passages	Relevant to claim No.	X	US 4,169,069 (UNGER et al) 25 September 1979, col. 2, lines 1-31; col. 3, lines 50-68; col. 4, lines 13-15; col. 5, lines 1-31; col. 8, lines 20-44; col. 12, lines 14-29; Tables II-IV; and claim 1.	1-133	X	US 5,667,674 A (HANGGI et al) 16 September 1979, col. 3, lines 13-42; col. 4, lines 57-62; col. 15, lines 33-60; col. 16, lines 10-63; and Table 1.	1-133	
Category *	Citation of document, with indication, where appropriate, of the relevant passages	Relevant to claim No.										
X	US 4,169,069 (UNGER et al) 25 September 1979, col. 2, lines 1-31; col. 3, lines 50-68; col. 4, lines 13-15; col. 5, lines 1-31; col. 8, lines 20-44; col. 12, lines 14-29; Tables II-IV; and claim 1.	1-133										
X	US 5,667,674 A (HANGGI et al) 16 September 1979, col. 3, lines 13-42; col. 4, lines 57-62; col. 15, lines 33-60; col. 16, lines 10-63; and Table 1.	1-133										
<p><input type="checkbox"/> Further documents are listed in the continuation of Box C. <input type="checkbox"/> See patent family annex.</p>												
<p>* Special categories of cited documents:</p> <table border="0"> <tr> <td>"A" document defining the general state of the art which is not considered to be of particular relevance</td> <td>"T" later document published after the international filing date or priority date and not in conflict with the application but cited to understand the principle or theory underlying the invention</td> </tr> <tr> <td>"E" earlier application or patent published on or after the international filing date</td> <td>"X" document of particular relevance; the claimed invention cannot be considered novel or cannot be considered to involve an inventive step when the document is taken alone</td> </tr> <tr> <td>"L" document which may throw doubts on priority claim(s) or which is cited to establish the publication date of another citation or other special reason (as specified)</td> <td>"Y" document of particular relevance; the claimed invention cannot be considered to involve an inventive step when the document is combined with one or more other such documents, such combination being obvious to a person skilled in the art</td> </tr> <tr> <td>"O" document referring to an oral disclosure, use, exhibition or other means</td> <td>"&" document member of the same patent family</td> </tr> <tr> <td>"P" document published prior to the international filing date but later than the priority date claimed</td> <td></td> </tr> </table>			"A" document defining the general state of the art which is not considered to be of particular relevance	"T" later document published after the international filing date or priority date and not in conflict with the application but cited to understand the principle or theory underlying the invention	"E" earlier application or patent published on or after the international filing date	"X" document of particular relevance; the claimed invention cannot be considered novel or cannot be considered to involve an inventive step when the document is taken alone	"L" document which may throw doubts on priority claim(s) or which is cited to establish the publication date of another citation or other special reason (as specified)	"Y" document of particular relevance; the claimed invention cannot be considered to involve an inventive step when the document is combined with one or more other such documents, such combination being obvious to a person skilled in the art	"O" document referring to an oral disclosure, use, exhibition or other means	"&" document member of the same patent family	"P" document published prior to the international filing date but later than the priority date claimed	
"A" document defining the general state of the art which is not considered to be of particular relevance	"T" later document published after the international filing date or priority date and not in conflict with the application but cited to understand the principle or theory underlying the invention											
"E" earlier application or patent published on or after the international filing date	"X" document of particular relevance; the claimed invention cannot be considered novel or cannot be considered to involve an inventive step when the document is taken alone											
"L" document which may throw doubts on priority claim(s) or which is cited to establish the publication date of another citation or other special reason (as specified)	"Y" document of particular relevance; the claimed invention cannot be considered to involve an inventive step when the document is combined with one or more other such documents, such combination being obvious to a person skilled in the art											
"O" document referring to an oral disclosure, use, exhibition or other means	"&" document member of the same patent family											
"P" document published prior to the international filing date but later than the priority date claimed												
<p>Date of the actual completion of the international search 29 September 2005 (29.09.2005)</p>		<p>Date of mailing of the international search report 27 OCT 2005</p>										
<p>Name and mailing address of the ISA/US Mail Stop PCT, Attn: ISA/US Commissioner for Patents P.O. Box 1450 Alexandria, Virginia 22313-1450 Facsimile No. (703) 305-3230</p>		<p>Authorized officer H. T. Le Telephone No. 571-272-1511</p> 