

- [54] **TOOL BIN**  
[75] **Inventor: Thomas Dickinson, St. Louis, Mo.**  
[73] **Assignee: Contico International, Inc., St. Louis, Mo.**  
[ \* ] **Notice: The portion of the term of this patent subsequent to Jul. 24, 2007 has been disclaimed.**  
[ \*\* ] **Term: 14 Years**  
[21] **Appl. No.: 196,454**  
[22] **Filed: May 20, 1988**

**Related U.S. Application Data**

- [63] Continuation-in-part of Ser. No. 94,434, Sep. 8, 1987.  
[52] **U.S. Cl. .... D3/78**  
[58] **Field of Search .... D3/78, 30.1, 40, 38; D12/157; D7/605; 224/42.42, 42.11, 273, 328; 296/37.6**

[56] **References Cited**

**U.S. PATENT DOCUMENTS**

- D. 285,673 9/1986 Waters ..... D12/157  
D. 294,935 3/1988 Grossman ..... D12/157

- 3,889,839 6/1975 Butz .  
3,987,829 10/1976 Leone ..... D3/30.1 X  
4,022,345 5/1977 Butz .  
4,488,669 12/1984 Waters .

**OTHER PUBLICATIONS**

Home Furnishing Daily, May 7, 1963, p. 20, Safari Chest #600.

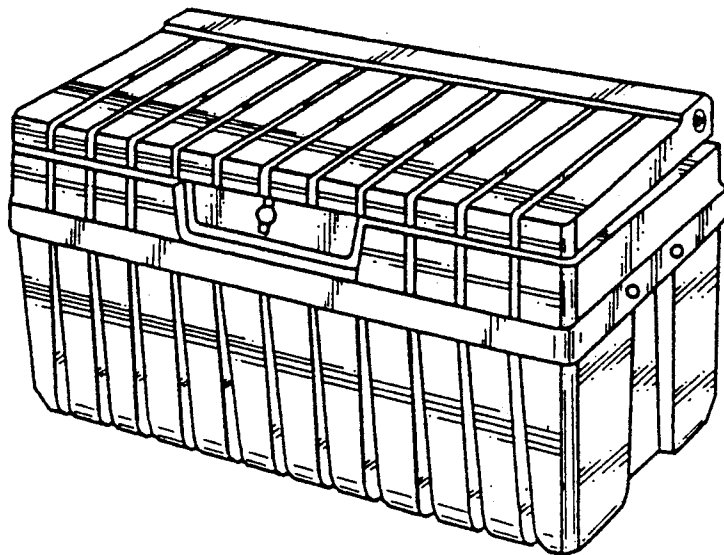
*Primary Examiner*—A. Hugo Word  
*Assistant Examiner*—Doris V. Coles  
*Attorney, Agent, or Firm*—Sandler, Greenblum & Bernstein

[57] **CLAIM**

The ornamental design for a tool bin, as shown and described.

**DESCRIPTION**

FIG. 1 is a front perspective view of a tool bin showing my new design;  
FIG. 2 is a front elevational view thereof;  
FIG. 3 is a rear elevational view thereof;  
FIG. 4 is a right side elevational view thereof;  
FIG. 5 is a left side elevational view thereof;  
FIG. 6 is a top plan view thereof; and  
FIG. 7 is a bottom plan view thereof.



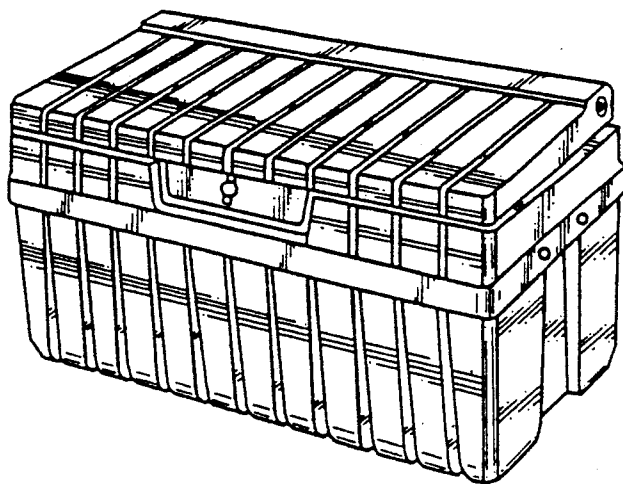


FIG. 1

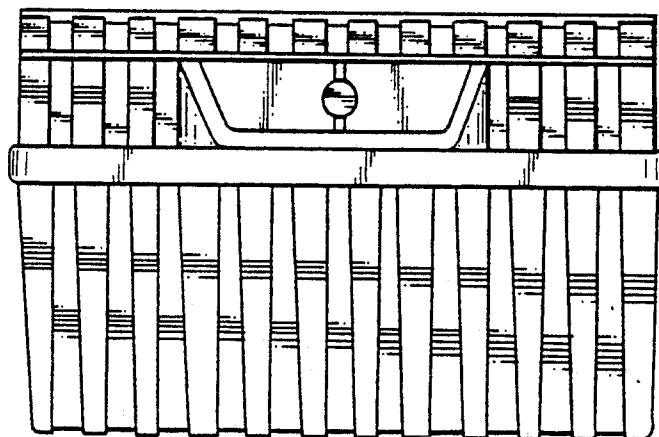


FIG. 2

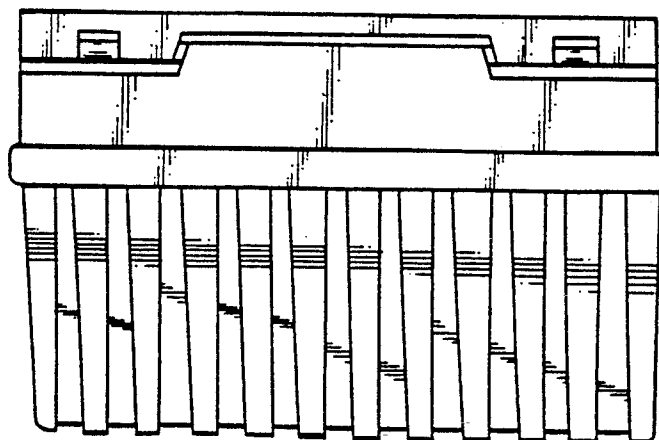


FIG. 3

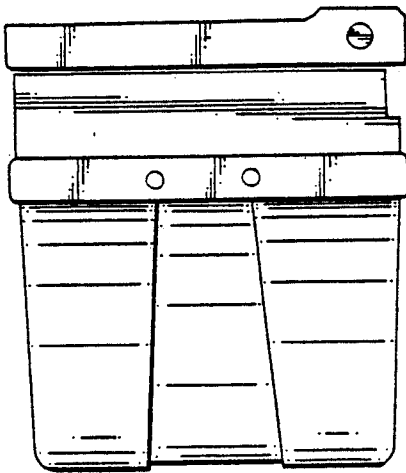


FIG. 4

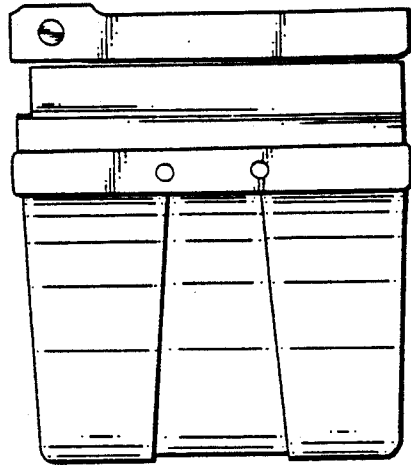


FIG. 5

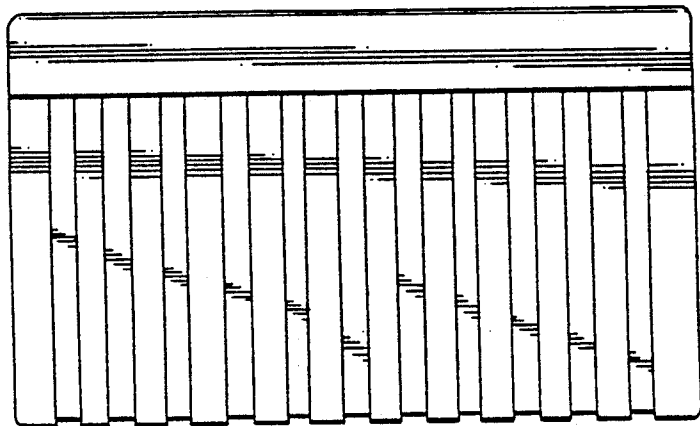


FIG. 6

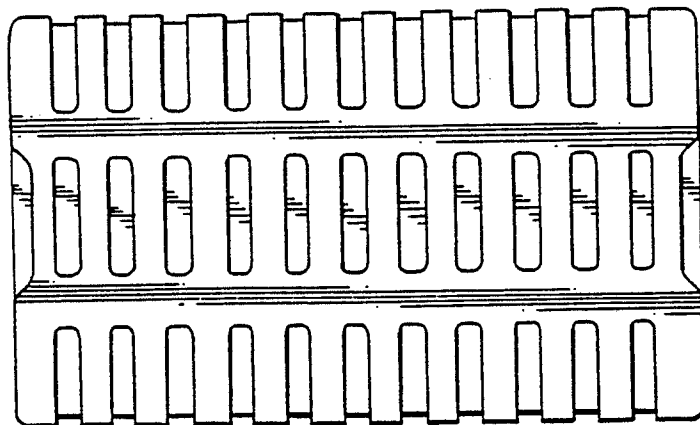


FIG. 7