

[54] DENTAL TRAY RACK

[76] Inventor: James B. Zimmerman, 11 Lakeshore Plz., Kirkland, Wash. 98033

[\*\*] Term: 14 Years

[21] Appl. No.: 836,459

[22] Filed: Feb. 25, 1986

Related U.S. Application Data

[62] Division of Ser. No. 496,928, May 23, 1983, Pat. No. D. 285,254.

[52] U.S. Cl. .... D24/31

[58] Field of Search ..... D24/31, 8, 10, 16; 433/79, 77; 211/1, 13, 88, 71, 133

References Cited

U.S. PATENT DOCUMENTS

Re. 3,832	2/1870	Salmon	433/77
317,906	5/1885	Williams	211/87
733,037	7/1903	Heimann	248/243
1,066,806	7/1913	Freud	211/193 X
1,550,486	8/1925	Balmer	211/88
1,657,939	1/1928	Rockwell	248/243 X
1,776,491	9/1930	Dodge	.
2,398,091	4/1946	Gluckman	211/88 X
3,153,177	10/1964	McFadyen	211/1
3,200,957	8/1965	Morin	211/1
3,629,943	12/1971	Gindea	.
3,704,519	12/1972	Lystager	.
4,051,789	10/1977	Howitt	248/243 X
4,150,752	4/1979	Breining et al.	211/13

4,154,356	5/1979	Schieve	211/88 X
4,156,515	5/1979	Mochly	108/108 X
4,193,198	3/1980	Bauer	433/77

FOREIGN PATENT DOCUMENTS

451008	9/1948	Canada	211/133
1263403	3/1968	Fed. Rep. of Germany	403/231
928973	12/1947	France	433/37
1095285	5/1955	France	211/13
1385605	12/1964	France	211/13
321355	6/1957	Switzerland	108/144
286235	3/1928	United Kingdom	211/13

Primary Examiner—A. Hugo Word  
Assistant Examiner—Stella M. Reid  
Attorney, Agent, or Firm—Dowrey & Cross

[57] CLAIM

The ornamental design for a dental tray rack, as shown and described.

DESCRIPTION

FIG. 1 is a perspective view of a dental tray rack embodying my new design.  
FIG. 2 is a side elevational view of the rack of FIG. 1, the opposite side thereof having an identical appearance;  
FIG. 3 is a top plan view of the rack of FIG. 1, the bottom thereof having an identical appearance;  
FIG. 4 is a front elevational view of the rack of FIG. 1; and  
FIG. 5 is a rear elevational view of the rack of FIG. 1. The broken line showing of the wall is for illustration purposes only and forms no part of the claimed design.

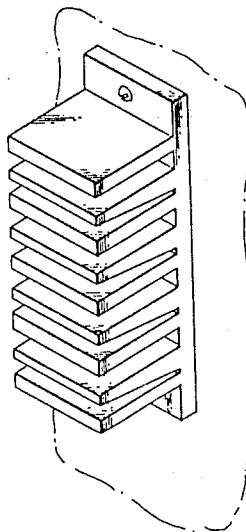


FIG. 1

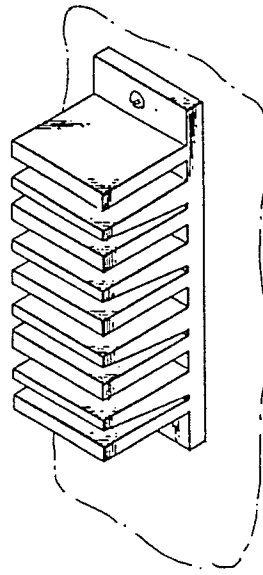


FIG. 2

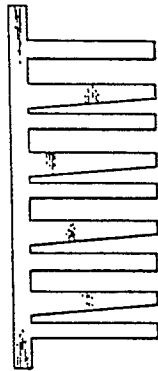


FIG. 3

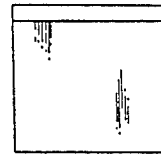


FIG. 4




FIG. 5

