

I. E. PALMER.
HAMMOCK SUSPENSION MEANS.
APPLICATION FILED DEC. 27, 1910.

996,028.

Patented June 20, 1911.

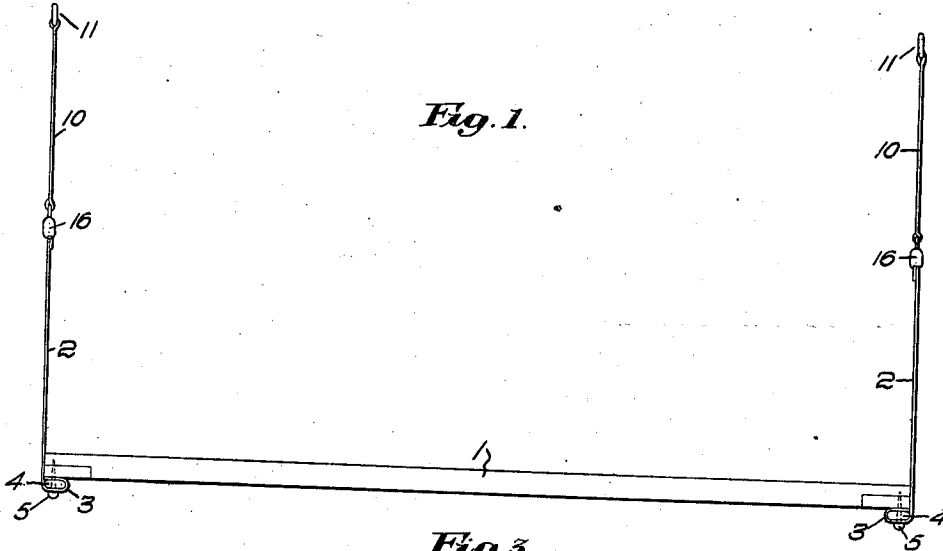


Fig. 1.

Fig. 5.

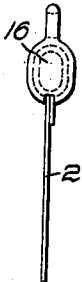


Fig. 3.

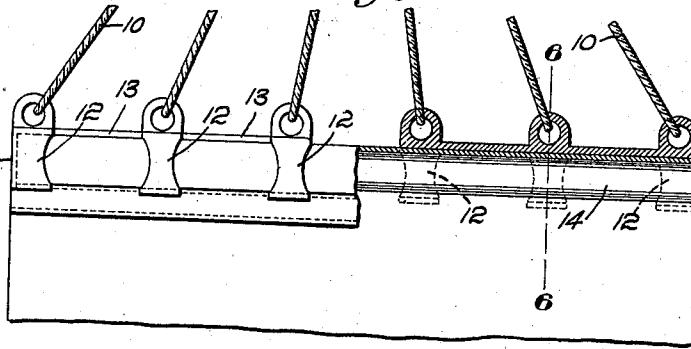


Fig. 6.



Fig. 4.

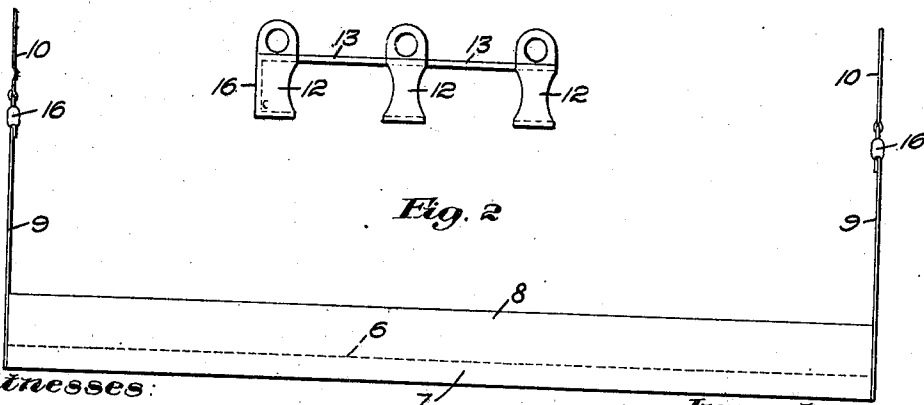


Fig. 2.

Witnesses:

Horace A. Grossman
Carl H. Choate

Inventor:

Isaac E. Palmer
by Emory Booth, James and Vanev,
Attys.

UNITED STATES PATENT OFFICE.

ISAAC E. PALMER, OF MIDDLETOWN, CONNECTICUT, ASSIGNOR TO THE I. E. PALMER CO., OF MIDDLETOWN, CONNECTICUT, A CORPORATION OF CONNECTICUT.

HAMMOCK SUSPENSION MEANS.

996,028.

Specification of Letters Patent. Patented June 20, 1911.

Application filed December 27, 1910. Serial No. 599,388.

To all whom it may concern:

Be it known that I, ISAAC E. PALMER, a citizen of the United States, and a resident of Middletown, in the county of Middlesex and State of Connecticut, have invented an Improvement in Hammock Suspension Means, of which the following description, in connection with the accompanying drawings, is a specification, like letters on the drawings representing like parts.

This invention relates to hammock suspension means.

In order that the principle of the invention may be readily understood, I have disclosed a single embodiment thereof in the accompanying drawings, wherein—

Figure 1 is a side elevation of one type of couch hammock to which my invention may be applied; Fig. 2 is a similar view of another type of couch hammock, to which my invention is also applicable; Fig. 3 is a detail partially in side elevation and partially in vertical section of the head end of the hammock provided with hammock suspension means embodying my invention; Fig. 4 is a detail in side elevation of one form of said hammock suspension means; Fig. 5 is an end elevation of the construction shown in Fig. 3; and Fig. 6 is a vertical section taken upon the line 6—6 of Fig. 3.

The hammock suspension means is herein illustrated in connection with couch hammocks, but it is also applicable to hammocks not of the couch type. While I have illustrated two types of couch hammocks, it is evident that the invention may be applied to other types thereof.

In accordance with my invention I provide means whereby the suspension strands as well as the customary spreaders at the hammock ends may be readily removed therefrom, so as to permit the fabric portion of the hammock to be cleansed or renewed or other fabric pieces to be substituted therefor. Such construction is peculiarly desirable in those types of couch hammocks wherein fabric suspension ends are secured removably by spreaders or otherwise to the ends of a couch hammock frame. It will, however, be apparent that the invention is clearly applicable to that type of couch hammock known as the Gloucester hammock and wherein the frame is applied to the upper face of a hammock body continuous from one set of suspension strands to the other.

In Fig. 1, I have represented a couch hammock having a frame 1 and suspension ends 2, the latter having pockets 3 at their lower ends receiving therein spreaders 4 removably secured by screws 5, or in any other readily detachable manner to the ends of said frame 1. In Fig. 2, I have represented in dotted lines a frame 6 applied to the upper face of a continuous hammock body 7 having upstanding sides 8 and fabric ends 9—9. Other types of couch hammocks, to which my invention may be applied it is unnecessary here to illustrate.

The suspension strands represented at 10 in the several figures may be of any suitable character and material, being preferably cords. At their upper ends, they are provided with rings or other members 11 for attachment to an overhead support in the customary manner.

Suspension strands have been heretofore secured to hammock ends by clips intended to be permanently secured in position, as shown, for example, in the patent to James B. Patterson, No. 784,342, March 7, 1905, and that to Hermann L. Hohlfeld, No. 811,922, February 6, 1906. It is evident that in such constructions the clips are not designed or intended for ready removal from the hammock ends so as to permit the cleansing of the hammock body or the hammock ends, if the hammock be of the couch suspension type shown in Fig. 1. In accordance with my invention I provide readily removable and readily replaceable clips which preferably are slid endwise on the usual hammock spreaders. In Figs. 3 to 6 inclusive, I have represented one form of such clips consisting of a plurality of opposed members 12, the opposed members being suitably spaced to receive the spreader between them. Said members are preferably arranged at each end of the hammock so as to form two sets, the members 12 being herein represented as connected together by a bar or backbone 13 preferably rigid in character as illustrated. Customarily the suspension strands 10 at each end are arranged in two sets, and I have herein shown three such strands as pertaining to the right hand side and three pertaining to the left hand side. The clip members 12 pertaining to each set are here shown as connected together, thereby forming right and left sets, which are applied to the right and left hand ends re-

spectively of each spreader, as indicated in Fig. 3. The spreader preferably employed at each end of the hammock is indicated at 14 and is preferably removably positioned 5 in the usual pocket or hem 15. It is evident that any suitable type of spreader may be employed. After each spreader has been inserted in its pocket, then the two sets of clip members 12 are slid onto each spreader 10 from the right and left hand end thereof until they assume the position shown in Fig. 3. If desired, and preferably I provide the outside clip members 12 with end walls or limiting stops 16 which abut against the 15 ends of the spreaders and definitely position the clips in place. Preferably each pair of clip members 12 is provided with an eye 17 of any suitable character to receive the clew cords or suspension means 10. The said 20 clips may be of any suitable material, but are preferably metallic and are shown as substantially surrounding the spreader to which they pertain. They may also be of any suitable extent and connected in series 25 by rigid or other means or be disconnected, if desired.

It is evident from the foregoing description that when it is desired to wash or repair the hammock suspension ends 2 shown in Fig. 1, it is merely necessary to remove 30 the clip members 12 from the upper ends of said suspension ends, to withdraw the spreaders 14 therefrom and to remove the screws 5 so as to disconnect said suspension ends 35 from the frame. In the construction shown in Fig. 2, mere removal of the clip members 12 and the spreaders 14 places the hammock body in condition for cleansing or repair. In the case of hammocks of the couch type, 40 it is evident that the hammock body may be disconnected from the suspension strands merely by removing the clip members 12 from the end spreaders or disconnecting them from the hammock ends.

45 Any suitable substitute for the spreaders 14 may be employed, the invention comprehending clips readily detachable from the hammock ends so as to disconnect the hammock strands therefrom.

50 Having thus described one illustrative embodiment of my invention, I desire it to be

understood that although specific terms are employed, they are used in a generic and descriptive sense and not for purposes of limitation, the scope of the invention being 55 set forth in the following claims.

1. In hammocks having supporting end portions with spreaders therein, a clip having a plurality of spreader engaging members and a plurality of spaced eyes. 60

2. A clip for connecting hammock spreaders to the clew cords, consisting of a plurality of spaced eye members connected together in one structure for connecting the 65 clew cords thereto, and means connecting said clip to a spreader.

3. Suspension means for hammocks having spreaders and a pair of clips adapted to be slid each onto the end of a single spreader, said means consisting of a series of spreader 70 engaging members on each clip, and means on each clip for connecting the same to clew cords.

4. In hammocks having supporting end portions with spreaders therein, a clip having 75 opposed spreader engaging members to embrace the spreader, said clip being thereby slidable onto the spreader and readily removable therefrom and provided with a plurality of spaced formations for connecting 80 ing clew cords thereto.

5. Means for detachably connecting a hammock suspension end both to clew cords and to a hammock frame, said means consisting of a transverse spreader at the lower 85 end of said suspension end, and a transverse spreader at its upper end, and a plurality of clips for connecting the upper spreader to the clew cords, said clips each having a plurality of spreader engaging 90 means engaging said upper spreader and readily detachable therefrom and a plurality of spaced formations connected to said clew cords.

In testimony whereof, I have signed my 95 name to this specification, in the presence of two subscribing witnesses.

ISAAC E. PALMER.

Witnesses:

CHAS. M. SAUER,
FRED. E. FOWLER.