



US00D729633S

(12) **United States Design Patent**  
**Lavigne et al.**

(10) **Patent No.:** **US D729,633 S**

(45) **Date of Patent:** **\*\* \*May 19, 2015**

(54) **FRAGRANCE BOTTLE**

D417,396 S 12/1999 Gobe  
D420,590 S 2/2000 Gobe  
D468,486 S 1/2003 Kuo

(71) Applicant: **Gabrielle Studio, Inc.**, New York, NY  
(US)

(Continued)

(72) Inventors: **Richard Lavigne**, Dobbs Ferry, NY  
(US); **Hans Dorsinville**, New York, NY  
(US)

FOREIGN PATENT DOCUMENTS

CN 3387176 8/2004  
CN 3533792 6/2006

(73) Assignee: **Gabrielle Studio, Inc.**, New York, NY  
(US)

(Continued)

(\* ) Notice: This patent is subject to a terminal disclaimer.

Fragrantica.com perfumes magazine; Love Love Love Agatha Ruiz de la Prada perfume—a fragrance for women 2011.mht; http://www.fragrantica.com/perfume/Agatha-Ruiz-de-la-Prada/Love-Love-Love-13230; pp. 1-3; San Diego, CA.

(\*\*) Term: **14 Years**

*Primary Examiner* — Sandra Morris

(21) Appl. No.: **29/477,270**

(74) *Attorney, Agent, or Firm* — Cynthia R. Miller

(22) Filed: **Dec. 20, 2013**

(57) **CLAIM**

(51) **LOC (10) Cl.** ..... **09-01**

The ornamental design for a fragrance bottle, as shown and described.

(52) **U.S. Cl.**

USPC ..... **D9/629; D9/682**

(58) **Field of Classification Search**

CPC ..... B65D 67/00

USPC ..... D9/600, 629, 682, 686, 693; 229/116.1, 229/116.2; 215/381–384; 206/457, 527; D7/514–515, 517, 519–520, 571, 599, D7/613, 619.2, 623, 625

See application file for complete search history.

**DESCRIPTION**

FIG. 1 is a top, front and right side perspective view of our new design for a fragrance bottle;

FIG. 2 is a top plan view of the fragrance bottle shown in FIG. 1;

FIG. 3 is a front elevation view of the fragrance bottle shown in FIG. 1;

FIG. 4 is a rear elevation view of the fragrance bottle shown in FIG. 1;

FIG. 5 is a left side elevation view of the fragrance bottle shown in FIG. 1;

FIG. 6 is a right side elevation view of the fragrance bottle shown in FIG. 1; and,

FIG. 7 is a bottom plan view of the fragrance bottle shown in FIG. 1.

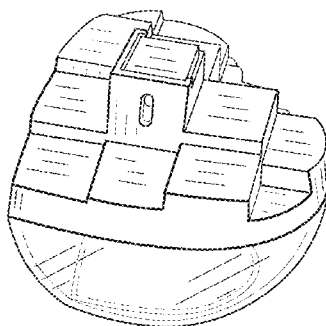
The areas within the broken lines shown in FIGS. 1 and 3-7 form no part of the claimed design.

(56) **References Cited**

U.S. PATENT DOCUMENTS

D190,529 S	6/1961	Morris	
D275,080 S *	8/1984	Sun	D3/271.3
D293,838 S	1/1988	Fo-Chun	
D365,751 S	1/1996	Hsu	
D375,456 S	11/1996	Borgmann	
D407,635 S *	4/1999	Fregeau	D9/629
D407,854 S	4/1999	DeGaetano	
D411,443 S *	6/1999	Bakic	D9/629

**1 Claim, 4 Drawing Sheets**



(56)

**References Cited**

FOREIGN PATENT DOCUMENTS

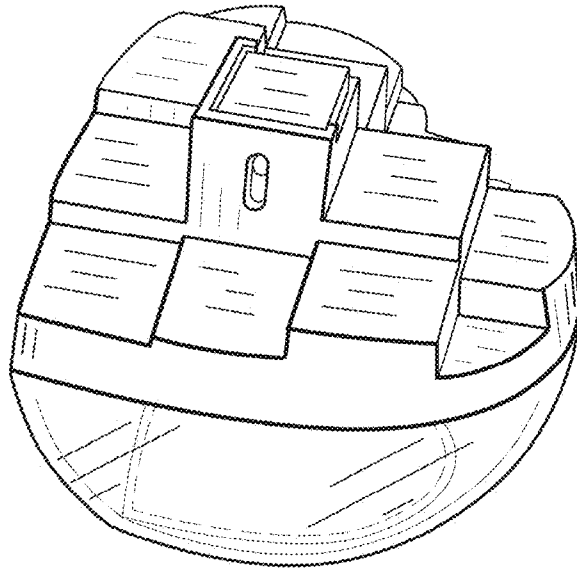
U.S. PATENT DOCUMENTS

D508,166	S *	8/2005	Liu .....	D3/271.1
D526,571	S *	8/2006	Terrasi .....	D9/629
D536,622	S *	2/2007	Modjeski .....	D9/629
D540,173	S *	4/2007	Obuchi .....	D9/521
D568,755	S	5/2008	Siegel	
D595,502	S *	7/2009	Frenette .....	D9/629
D626,856	S *	11/2010	Manglani .....	D9/629
D634,074	S	3/2011	Tsai	
D678,002	S *	3/2013	Facey .....	D9/629


CN	300941783	6/2009
CN	301557581	5/2011
CN	301837860	2/2012
CN	301934395	5/2012
CN	302090455	9/2012
CN	302452506	6/2013
JP	D1260848	1/2006
RU	00046191	10/1999

\* cited by examiner

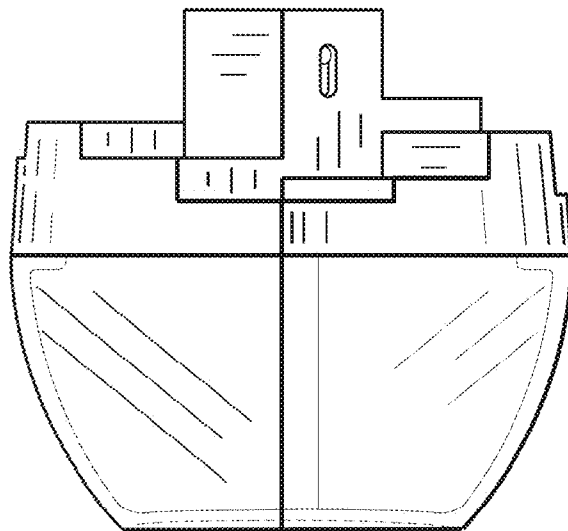
**FIG. 1**



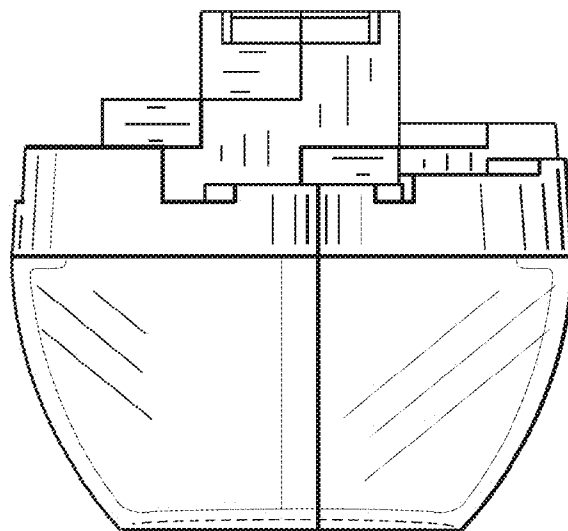
**FIG. 2**



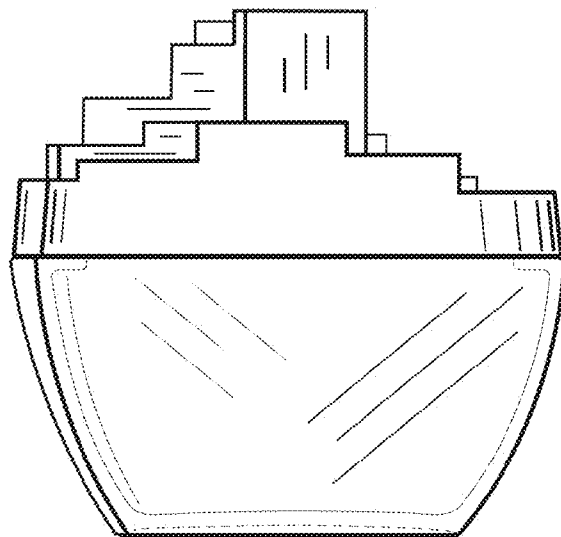
**FIG. 3**



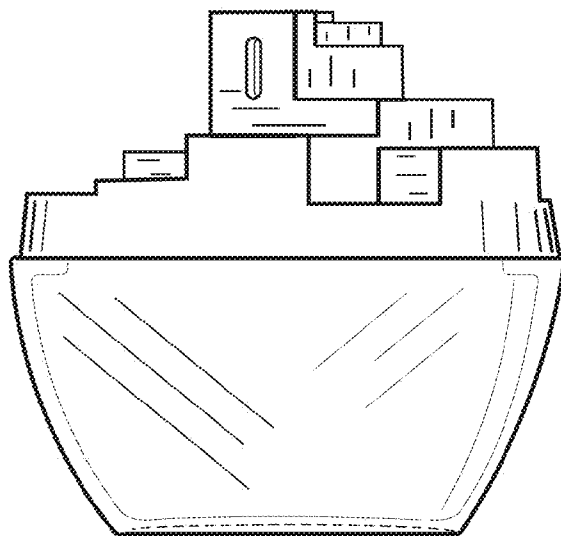
**FIG. 4**



**FIG. 5**



**FIG. 6**



**FIG. 7**

