

A&A Ref: 147618

PUBLICATION PARTICULARS AND ABSTRACT
(Section 32(3)(a) - Regulations 22(1)(g) and 31)

21	01	PATENT APPLICATION NO	22	LODGING DATE	43	ACCEPTANCE DATE
----	----	-----------------------	----	--------------	----	-----------------

2003/1720

28 February 2003

21.6.04

51	INTERNATIONAL CLASSIFICATION	NOT FOR PUBLICATION
----	------------------------------	---------------------

C07D A61K A61P C07K

CLASSIFIED BY: **ISA**

71	FULL NAME(S) OF APPLICANT(S)
----	------------------------------

Eli Lilly and Company

72	FULL NAME(S) OF INVENTOR(S)
----	-----------------------------

**DODGE, Jeffrey Alan
JUNGHEIM, Louis Nickolaus
RUEHTER, Gerd**

**EVERS, Britta
MUEHL, Brian Stephen
THRASHER, Kenneth Jeff**

EARLIEST PRIORITY CLAIMED	COUNTRY	NUMBER	DATE
	33 US	31 60/240,456	32 13 October 2000

NOTE: The country must be indicated by its International Abbreviation - see schedule 4 of the Regulations

54	TITLE OF INVENTION
----	--------------------

Substituted dipeptides as growth hormone secretagogues

57	ABSTRACT (NOT MORE THAN 150 WORDS)
----	------------------------------------

NUMBER OF SHEETS 315

The sheet(s) containing the abstract is/are attached.

~~If no classification is furnished, Form P.9 should accompany this form.~~
~~The figure of the drawing to which the abstract refers is attached.~~

~~(S7)~~ **Abstract:** This invention relates to novel compounds which are useful in the modulation of endogenous growth hormone levels in a mammal. The invention further relates to novel intermediates for use in the synthesis of said compounds, as well as novel processes employed in these syntheses. Also included are methods of treating a mammal which include the administration of said compounds.

GROWTH HORMONE SECRETAGOGUES

Growth hormone, which is secreted by the pituitary gland, has wide-ranging developmental effects on the organism. Artificial manipulation of growth hormone levels has been demonstrated to have significant therapeutic utility. Human growth hormone supplementation has been shown to be an effective treatment for growth hormone deficiencies and their related disease states in humans. Apart from this application, studies have uncovered new and significant properties of growth hormone which lend further importance to the ability to control growth hormone levels. For example, clinical studies have indicated that growth hormone supplementation may be useful in combating the maladies of aging in humans. Elevated growth hormone levels in animals have been shown to result in increased lean muscle mass. One application of this latter observation could result in higher production of leaner meat products or in the production of larger and/or stronger animals.

While growth hormone is naturally produced by the pituitary gland, the secretion of growth hormone into the bloodstream is controlled by a second protein, Growth Hormone Releasing Factor (GRF). This hormone is also commonly known in the art as somatocrinin, Growth Hormone Releasing Hormone (GHRH), and Growth Releasing Hormone (GRH).

There are two ways to approach the problem of increasing circulating levels of growth hormone: (1) increase the level of human growth hormone in the organism directly or (2) increase the organism's natural tendency to produce growth hormone. The latter strategy may

-2-

be achieved via supplementation with GRF. GRF has been demonstrated to increase the circulatory levels of growth hormone in vivo. (Rivier, et al., Nature (London), 300:276 (1982). The effect of GRF, including structural analogs thereof, on growth hormone production has been widely studied. A primary obstacle to the use of GRF as a direct supplement is its short lifespan in vivo. L.A. Frohman, et al., Journal of Clinical Investigation, 78:906 (1986). More potent and/or longer lasting GRF molecules are therefore desirable for the development of effective human therapeutic or animal husbandry agents.

The structure of GRF has been modified in numerous ways resulting in longer lasting and/or more potent GRF analogs. It has been demonstrated that the first 29 amino acids from the N-terminus are sufficient to retain full GRF activity. Speiss, et al., Biochemistry, 21:6037 (1982). One strategy has been the incorporation of novel D-amino acid residues in various regions of the GRF molecule. V.A. Lance, et al., Biochemical and Biophysical Research Communications, 119:265 (1984); D.H. Coy, et al., Peptides, 8(suppl. 1):49 (1986). Another strategy has modified the peptide backbone of GRF by the incorporation of peptide bond isosteres in the N-terminal region. D. Tourwe, Janssen. Chim. Acta, 3:3 (1985); S.J. Hocart, et al., Journal of Medicinal Chemistry, 33:1954-58 (1990). A series of very active analogs of GHRH is described in European Patent Publication 511,003, published October 28, 1992.

In addition to the actions of GHRH there are various ways known to release growth hormone. For example, chemicals such as arginine, L-3,4-dihydroxyphenylalanine (L-DOPA), glucagon, vasopressin, and insulin-induced

-3-

hypoglycemia, as well as activities such as sleep and exercise, indirectly cause growth hormone to be released from the pituitary by acting in some fashion on the hypothalamus, perhaps either to decrease somatostatin
5 secretion or to increase the secretion of GHRH.

In cases where increased levels of growth hormone are desired, the problem has generally been solved by providing exogenous growth hormone or by administering GHRH, or a related peptidyl compound which stimulates growth hormone
10 production or release. In either instance the peptidyl nature of the compound has necessitated that it be administered by injection.

Other compounds have been developed which stimulate the release of endogenous growth hormone, such as analogous
15 peptidyl compounds related to GHRH. These peptides, while considerably smaller than growth hormones are still susceptible to metabolic instability.

Administration of the hexapeptide growth hormone releasing peptide-6 (GHRP-6) results in the secretion of
20 growth hormone in many species, including humans. This peptide is one of a series of synthetic peptides, the structures of which were based on the pentapeptide Met-enkephalin. It has been shown that GHRP binds specifically to the pituitary, although the binding does not involve the
25 opioid, GHRH, or the somatostatin receptors.

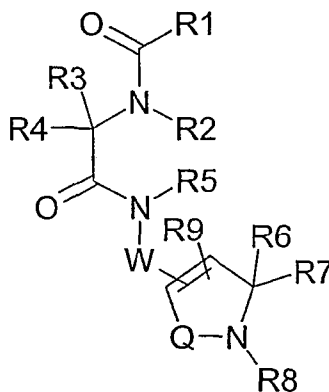
In recent years significant efforts have been taken to develop nonpeptidyl analogs of this series of compounds. Such compounds, termed growth hormone secretagogues, should be orally bioavailable, induce the production or release of
30 growth hormone, and act in concert, or synergistically with GHRH. These compounds are non-peptidyl in nature and are,

-4-

therefore, more metabolically stable than growth hormone, growth hormone releasing hormone, or analogs of either of these proteins.

The compounds of this invention are especially desired due to the enhanced in vivo pharmaceutical activity of the compounds.

The present invention relates to compounds of Formula I



Formula I

wherein:

R1 is NHR10 or C₁-C₆alkylNHR10;

R10 selected from the group consisting of hydrogen, C₁-C₆alkyl, C₁-C₆alkyl(OH), C₁-C₆alkylidenyl(OH)R11, and an amino protecting group;

R11 is selected from the group consisting of C₁-C₆alkyl, C₁-C₆alkenyl, C₁-C₆alkyl(O)C₁-C₆alkyl, C(O)O-C₁-C₆alkyl, aryl, and C₁-C₆alkylaryl;

R2 is selected from hydrogen, C₁-C₆alkyl, aryl, and C₁-C₆alkylaryl;

R3 is selected from the group consisting of optionally substituted aryl, C₁-C₆alkylaryl, C₁-C₆alkyl(O)-C₁-

-5-

C₆alkylaryl, C₃-C₈ cycloalkyl, (C₁-C₆ alkyl) C₃-C₈ cycloalkyl, indolyl, indolinyl, (C₁-C₆ alkyl) indolyl;

R₄ is hydrogen, C₁-C₆alkyl, aryl, C₁-C₆alkylaryl, C₁-C₆alkenyl;

5 R₅ is selected from hydrogen, C₁-C₆alkyl, aryl, and C₁-C₆alkylaryl;

W is -CH₂C₆H₄- or -(CH₂)_m, where m is a number selected from 1 to 4;

10 R₆ and R₇ are independently selected from the group consisting of hydrogen, C₁-C₆alkyl, C₁-C₆alkenyl, or R₆ and R₇ together with the carbon atom to which they are attached may form a carbocyclic ring of up to 8 atoms which is optionally partly unsaturated;

15 R₈ is selected from the group consisting of hydrogen, C₁-C₆alkyl, aryl, and C₁-C₆alkylaryl;

R₉ is selected from the group consisting of hydrogen, C₁-C₆alkyl, C₁-C₆alkenyl, C₁-C₆alkynyl, C₃-C₈cycloalkyl, C₃-C₈cycloalkenyl, cyano, optionally substituted aryl, optionally substituted -O-aryl, optionally substituted -N-aryl, optionally substituted -S-aryl, -aryl-aryl(K1)(K2), -O-aryl-aryl(K1)(K2), -N-aryl-aryl(K1)(K2), -S-aryl-aryl(K1)(K2), -O-C₁-C₆alkyl, and C₁-C₆alkylaryl, wherein K1 is halo or -CF₃, and K2 is hydrogen, halo or -CF₃; and

Q is -S(O)₂- or -C(O)-;

25 or a pharmaceutically acceptable salt or solvate thereof.

The present invention further relates to pharmaceutical formulations containing compounds of formula I, alone or in combination with other growth hormone secretagogue compounds, and/or in combination with suitable bone-antiresorptive agents, and the use of said compounds and/or

30

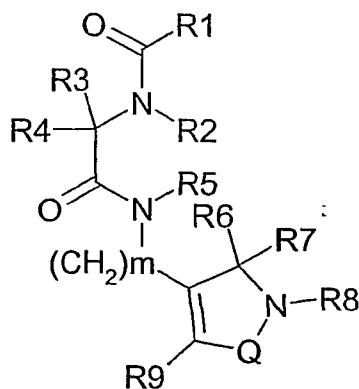
-6-

formulations at least for the increase in endogenous levels of growth hormone in a mammal.

The present invention yet further relates to methods for the treatment or prevention of a physiological condition which may be modulated by an increase in endogenous growth hormone, which method comprises administering to an animal in need of said treatment an effective amount of a compound of formula I.

An alternate embodiment of the invention is a compound of Formula I wherein R3 is selected from the group consisting of aryl, C₁-C₆alkylaryl, C₁-C₆alkyl(O)-C₁-C₆alkylaryl, C₃-C₈ cycloalkyl, (C₁-C₆ alkyl) C₃-C₈ cycloalkyl, indolyl, indolinyl, (C₁-C₆ alkyl) indolyl; and R9 is selected from the group consisting of hydrogen, C₁-C₆alkyl, C₁-C₆alkenyl, C₁-C₆alkynyl, C₃-C₈cycloalkyl, C₃-C₈cycloalkenyl, optionally substituted aryl, optionally substituted -O-aryl, optionally substituted -N-aryl, optionally substituted -S-aryl, -O-C₁-C₆alkyl, and C₁-C₆alkylaryl; or a pharmaceutically acceptable salt or solvate thereof.

A preferred embodiment of the invention is a compound of Formula II



Formula II

25 wherein

-7-

R1 is NHR10 or C₁-C₆alkylNHR10;

R10 selected from the group consisting of hydrogen, C₁-C₆alkyl, C₁-C₆alkyl(OH), C₁-C₆alkylidenyl(OH)R11, and an amino protecting group;

5 R11 is selected from the group consisting of C₁-C₆alkyl, C₁-C₆alkenyl, C₁-C₆alkyl(O)C₁-C₆alkyl, C(O)O-C₁-C₆alkyl, aryl, and C₁-C₆alkylaryl;

R2 is selected from hydrogen, C₁-C₆alkyl, aryl, and C₁-C₆alkylaryl;

10 R3 is selected from the group consisting of aryl, C₁-C₆alkylaryl, C₁-C₆alkyl(O)-C₁-C₆alkylaryl, C₃-C₈ cycloalkyl, (C₁-C₆ alkyl) C₃-C₈ cycloalkyl, indolyl, indolinyl, (C₁-C₆ alkyl) indolyl;

R4 is hydrogen, C₁-C₆alkyl, aryl, C₁-C₆alkylaryl, C₁-C₆alkenyl;

15 R5 is selected from hydrogen, C₁-C₆alkyl, aryl, and C₁-C₆alkylaryl;

R6 and R7 are independently selected from the group consisting of hydrogen, C₁-C₆alkyl, C₁-C₆alkenyl, or R6 and R7 together with the carbon atom to which they are attached may form a carbocyclic ring of up to 8 atoms which is optionally partly unsaturated;

R8 is selected from the group consisting of hydrogen, C₁-C₆alkyl, aryl, and C₁-C₆alkylaryl;

25 R9 is selected from the group consisting of hydrogen, C₁-C₆alkyl, C₁-C₆alkenyl, C₁-C₆alkynyl, C₃-C₈cycloalkyl, C₃-C₈cycloalkenyl, optionally substituted aryl, optionally substituted -O-aryl, optionally substituted -N-aryl, optionally substituted -S-aryl, -aryl-aryl(K1)(K2), -O-aryl-aryl(K1)(K2), -N-aryl-aryl(K1)(K2), -S-aryl-aryl(K1)(K2),

-8-

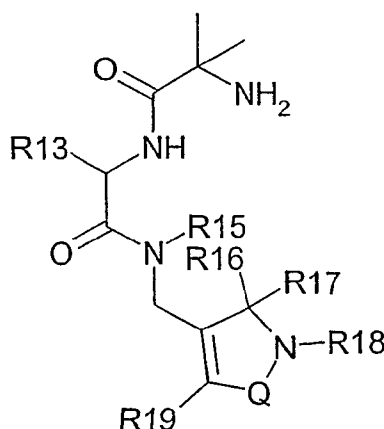
-O-C₁-C₆alkyl, and C₁-C₆alkylaryl, wherein K₁ is halo or -CF₃ and K₂ is hydrogen, halo or -CF₃; and

Q is -S(O)₂- or -C(O)-; and

m is a number selected from 1 to 2;

5 or a pharmaceutically acceptable salt or solvate thereof.

A further preferred embodiment of the invention is a compound of Formula III



10

Formula III

or a pharmaceutically acceptable salt or solvate thereof, wherein:

15 R₁₃ is 3-phenylpropyl, phenylmethoxymethyl, 3-indolylmethyl, or cyclohexylmethyl;

R₁₅ is hydrogen, methyl, ethyl, or n-propyl;

20 R₁₆ and R₁₇ both are methyl or ethyl, or together with the carbon atom to which they are attached form a cyclopentane or cyclohexane ring;

R₁₈ is selected from hydrogen, methyl or ethyl;

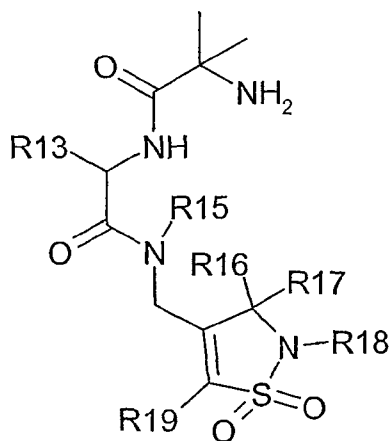
R₁₉ is thienyl, naphthyl, thiazolyl, oxazolyl, pyridinyl, O-phenyl, or phenyl, which is optionally substituted with one or more substituents independently

-9-

selected from the group consisting of C₁-C₆ alkyl, C₁-C₆ alkoxy, CONH₂, CONH(C₁-C₆ alkyl), NHCO(C₁-C₆ alkyl), SO₂NH₂, SO₂NH(C₁-C₆ alkyl), NHSO₂(C₁-C₆ alkyl), COOH, COO(C₁-C₆ alkyl), hydroxy, nitro, halo, SO₂(C₁₋₆ alkyl), and cyano; and

5 Q is -S(O)₂- or -C(O)-.

The present invention additionally relates to compounds of formula IV in which R₁₃ to R₁₉ have the same definition as in Formula III:



10

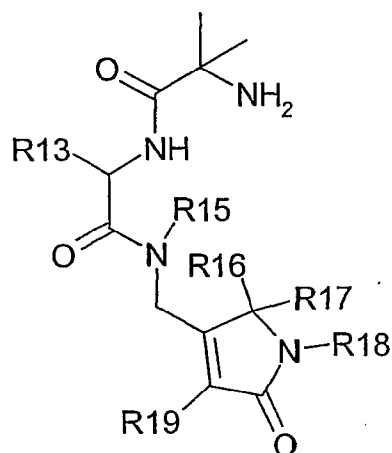
Formula IV

The present invention further relates to compounds of formula IVA which correspond to compounds of formula IV except that R₁₆ and R₁₇ together with the carbon atom to which they are attached form a cyclopentane or cyclohexane ring.

The present invention still further relates to compounds of formula V in which R₁₃ to R₁₉ have the same definition as in Formula III:

20

-10-



Formula V

The present invention further relates to compounds of
5 formula VA which correspond to compounds of formula V except
that R16 and R17 together with the carbon atom to which they
are attached form a cyclopentane or cyclohexane ring.

The present invention still further relates to
processes for the preparation of compounds of formula I.

10

The terms and abbreviations used in the instant
examples have their normal meanings unless otherwise
designated. For example "°C" refers to degrees Celsius; "N"
refers to normal or normality; "mmol" refers to millimole or
15 millimoles; "g" refers to gram or grams; "mL" means
milliliter or milliliters; "M" refers to molar or molarity;
"MS" refers to mass spectrometry; "FDMS" refers to field
desorption mass spectrometry; "IS" refers to ion spray
ionisation; "EI" refers to electron impact ionisation; "UV"
20 refers to ultraviolet spectroscopy; "IR" refers to infrared
spectroscopy; and "NMR" refers to nuclear magnetic resonance
spectroscopy.

-11-

As used herein, the term "C₁-C₆ alkyl" refers to straight or branched, monovalent, saturated aliphatic chains of 1 to 6 carbon atoms and includes, but is not limited to, methyl, ethyl, propyl, isopropyl, butyl, isobutyl, t-butyl, pentyl, isopentyl, and hexyl. The term "C₁-C₆ alkyl" includes within its definition the term "C₁-C₄ alkyl".

As used herein, the term "cycloalkyl" refers to cyclized chains of 3 to 6 carbon atoms and includes, but is not limited to, cyclopropyl, cyclobutyl, cyclopentyl, and cyclohexyl.

The term "halo" means chloro, fluoro, bromo or iodo. Halo may most preferably be chloro or bromo.

"C₁-C₆ alkoxy" represents a straight or branched alkyl chain having from one to six carbon atoms attached to an oxygen atom. Typical C₁-C₆ alkoxy groups include methoxy, ethoxy, propoxy, isopropoxy, butoxy, t-butoxy, pentoxy and the like. The term "C₁-C₆ alkoxy" includes within its definition the term "C₁-C₄ alkoxy".

"C₂-C₆ alkanoyl" represents a straight or branched alkyl chain having from one to five carbon atoms attached through a carbonyl moiety. Typical C₂-C₆ alkanoyl groups include ethanoyl (also referred to as acetyl), propanoyl, isopropanoyl, butanoyl, t-butanoyl, pentanoyl, hexanoyl, and the like.

"C₁-C₆ alkylidenyl" refers to a straight or branched, divalent, saturated aliphatic chain of one to six carbon atoms and includes, but is not limited to, methylenyl, ethylenyl, propylenyl, isopropylenyl, butylenyl,

-12-

isobutylenyl, t-butylenyl, pentylenyl, isopentylenyl, hexylenyl, and the like.

The term "aryl" represents an aromatic ring or rings and aromatic residues of 5 to 7-membered mono- or bicyclic rings with 1 to 4 heteroatoms (a "heteroaryl") including but not limited to such groups as phenyl, naphthyl, biphenyl, thiophenyl, benzothiophenyl, furanyl, benzofuranyl, and the like. The term "carbocyclic aryl" means that the aryl ring does not contain any heteroatoms (the ring is not heteroaryl).

The term "optionally substituted aryl", "optionally substituted N-aryl", and "optionally substituted S-aryl" means that each of the respective aryl groups (which aryl group may contain heteroatoms as described above), is optionally substituted with from one to four substituents, independently selected from the group consisting of C₁-C₆ alkyl, -OC₁-C₆ alkyl, -OCF₃, amide, aryl, aryloxy, SO₂(C₁₋₆ alkyl), NHamide, carboxamide, sulfonamide, NHsulfonamide, imide, hydroxy, carboxy, nitro, halo, tri(chloro or fluoro)methyl, and cyano. The aromatic ring may be attached at any carbon atom or heteroatom which affords a stable structure. The group, 3,4-methylenedioxyphenyl is embraced by this definition.

The term "-O-aryl" means an aryloxy substituent which is bonded to the parent molecule through the O group. The term "optionally substituted -O-aryl" means that the aryl group of the -O-aryl substituent is optionally substituted with from one to four substituents independently selected from the group consisting of C₁-C₆ alkyl, -OC₁-C₆ alkyl, -OCF₃, amide, aryl, aryloxy, SO₂(C₁₋₆ alkyl), NHamide, carboxamide, sulfonamide, NHsulfonamide, imide, hydroxy,

-13-

carboxy, nitro, halo, tri(chloro or fluoro)methyl, and cyano.

The term "-aryl-aryl(K1)(K2)" refers to an aryl group substituted with an additional aryl group said additional
5 aryl group being disubstituted with K1 and K2. K1 is defined to include halo and $-CF_3$, and K2 is defined to include hydrogen, halo, and $-CF_3$. Similarly, the terms "-O-aryl-aryl(K1)(K2)", "-N-aryl-aryl(K1)(K2)", and "-S-aryl-aryl(K1)(K2)" are likewise defined. For example, the term
10 "-O-aryl-aryl(K1)(K2)" means an aryloxy substituent as defined above which is substituted with an additional aryl group, said additional aryl group being disubstituted with K1 and K2. K1 and K2 are as defined immediately above.

The term "carboxy-protecting group" as used herein
15 refers to substituents of the carboxy group commonly employed to block or protect the carboxy functionality while reacting other functional groups on the compound. Examples of such protecting groups include methyl, ethyl, p-nitrobenzyl, p-methylbenzyl, p-methoxybenzyl, 3,4-
20 dimethoxybenzyl, 2,4-dimethoxybenzyl, 2,4,6-trimethoxybenzyl, 2,4,6-trimethylbenzyl, pentamethylbenzyl, 3,4-methylene-dioxybenzyl, benzhydryl, 4,4'-dimethoxybenzhydryl, 2,2',4,4'-tetramethoxybenzhydryl, t-butyl, t-amyl, trityl, 4-methoxytrityl, 4,4'-dimethoxytrityl, 4, 4',
25 4"-trimethoxytrityl, 2-phenylprop-2-yl, trimethylsilyl, t-butyl dimethylsilyl, phenacyl, 2,2,2-trichloroethyl, 2-(di(n-butyl)methylsilyl)ethyl, p-toluenesulfonylethyl, 4-nitrobenzylsulfonylethyl, allyl, cinnamyl, 1-(trimethylsilylmethyl)prop-1-en-3-yl, and the like.
30 A preferred carboxy-protecting group for the practice of the present invention is methyl or ethyl. Further examples of

-14-

these groups may be found in E. Haslam, *supra*, at Chapter 5, and T.W. Greene, *et al.*, *supra*, at Chapter 5.

The term "amino-protecting group" as used herein refers to substituents of the amino group commonly employed to block or protect the amino functionality while reacting other functional groups on the compound. Examples of such amino-protecting groups can be found at T.W. Greene, *et al.*, *supra*.

Examples of such amino-protecting groups include, but are not limited to, formyl, trityl, phthalimido, trichloroacetyl, chloroacetyl, bromoacetyl, iodoacetyl, and urethane-type blocking groups such as benzyloxycarbonyl, 4-phenylbenzyloxycarbonyl, 2-methylbenzyloxycarbonyl, 4-methoxybenzyloxycarbonyl, 4-fluorobenzyloxycarbonyl, 4-chlorobenzyloxycarbonyl, 3-chlorobenzyloxycarbonyl, 2-chlorobenzyloxycarbonyl, 2,4-dichlorobenzyloxycarbonyl, 4-bromobenzyloxycarbonyl, 3-bromobenzyloxycarbonyl, 4-nitrobenzyloxycarbonyl, 4-cyanobenzyloxycarbonyl, n-butoxycarbonyl, (NBoc) t-butoxycarbonyl, 1,1-diphenyleth-1-yloxycarbonyl, 1,1-diphenylprop-1-yloxycarbonyl, 2-phenylprop-2-yloxycarbonyl, 2-(p-toluy1)-prop-2-yloxycarbonyl, cyclopentanyloxycarbonyl, 1-methylcyclopentanyloxycarbonyl, cyclohexanyloxycarbonyl, 1-methylcyclohexanyloxycarbonyl, 2-methylcyclohexanyloxycarbonyl, 2-(4-toluy1sulfonyl)-ethoxycarbonyl, 2-(methylsulfonyl)ethoxycarbonyl, 2-(triphenylphosphino)-ethoxycarbonyl, fluorenylmethoxy-carbonyl (Fmoc), 2-(trimethylsilyl)ethoxycarbonyl, allyloxycarbonyl,

1-(trimethylsilylmethyl)prop-1-enyloxycarbonyl,
5-benzisoxalylmethoxycarbonyl, 4-acetoxybenzyloxycarbonyl,
2,2,2-trichloroethoxycarbonyl, 2-ethynyl-2-propoxycarbonyl,
cyclopropylmethoxycarbonyl, 4-(decyloxy)benzyloxycarbonyl,
5 isobornyloxycarbonyl, 1-piperidyloxycarbonyl, and the like;
benzoylmethylsulfonyl group, 2-nitrophenylsulfenyl,
diphenylphosphine oxide and like amino-protecting groups.

The amino-protecting group employed is usually not
critical so long as the derivatized amino group is stable to
10 the condition of subsequent reactions on other positions of
the intermediate molecule, and may be selectively removed at
the appropriate point without disrupting the remainder of
the molecule including any other amino-protecting groups. A
preferred amino-protecting group for the practice of the
15 present invention is t-butoxycarbonyl (NBoc). Further
examples of groups referred to by the above terms are
described by E. Haslam, Protective Groups in Organic
Chemistry, (J.G.W. McOmie, ed., 1973), at Chapter 2; and
T.W. Greene and P.G.M. Wuts, Protective Groups in Organic
20 Synthesis (1991), at Chapter 7.

The term "activating group" as used herein refers a
leaving group which, when taken with the carbonyl (-C=O)
group to which it is attached, is more likely to take part
in an acylation reaction than would be the case if the group
25 were not present, as in the free acid. Such activating
groups are well-known to those skilled in the art and may
be, for example, succinimidoxy, phthalimidoxy,
benzotriazoloyloxy, azido, or -O-CO-(C₄-C₇ alkyl).

The term "heterocycle" represents a stable 5- to 7-
30 membered monocyclic or 7- to 10-membered bicyclic
heterocyclic ring which is saturated or unsaturated and

-16-

which consists of carbon atoms and from 1 to 4 heteroatoms selected from the group consisting of nitrogen, oxygen or sulfur, and wherein the nitrogen and sulfur heteroatoms may optionally be oxidized, and the nitrogen heteroatom may
5 optionally be quaternized and including a bicyclic group in which any of the above-defined heterocyclic rings is fused to a benzene ring. The heterocyclic ring may be attached at any heteroatom or carbon atom which affords a stable structure, and may be optionally substituted with one or
10 more substituents selected from the group consisting of C₁-C₆ alkyl, -OC₁-C₆ alkyl, hydroxy, nitro, halo, and tri(halo)methyl.

The compounds of the present invention may be prepared by a number of routes, many of which are known to those of
15 skill in the art. The particular order of steps to be employed in the synthesis of compounds of formula I is dependent upon the compound to be synthesized, the starting material employed, and the relative lability of the various substituted moieties.

20 During any of the following synthetic sequences it may be necessary or desirable to protect sensitive or reactive groups on any of the molecules concerned. This may be achieved by employing conventional protecting groups as described, supra.

25 The compounds used in the method of the present invention may have one or more asymmetric centers. As a consequence of these chiral centers, the compounds of the present invention occur as racemates, mixtures of enantiomers and as individual enantiomers, as well as
30 diastereomers and mixtures of diastereomers. All asymmetric

-17-

forms, individual isomers and combinations thereof, are within the scope of the present invention.

The terms "R" and "S" are used herein as commonly used in organic chemistry to denote specific configuration of a chiral center. The term "R" (rectus) refers to that configuration of a chiral center with a clockwise relationship of group priorities (highest to second lowest) when viewed along the bond toward the lowest priority group. The term "S" (sinister) refers to that configuration of a chiral center with a counterclockwise relationship of group priorities (highest to second lowest) when viewed along the bond toward the lowest priority group. The priority of groups is based upon their atomic number (in order of decreasing atomic number). A partial list of priorities and a discussion of stereochemistry is contained in Nomenclature of Organic Compounds: Principles and Practice, (J.H. Fletcher, et al., eds., 1974) at pages 103-120.

In addition to the (R)-(S) system, the older D-L system is also used in this document to denote absolute configuration, especially with reference to amino acids. In this system, a Fischer projection formula is oriented so that the number 1 carbon of the main chain is at the top. The prefix "D" is used to represent the absolute configuration of the isomer in which the functional (determining) group is on the right side of the carbon atom at the chiral center and "L", that of the isomer in which it is on the left.

In order to preferentially prepare one optical isomer over its enantiomer, a number of routes are available. As an example, a mixture of enantiomers may be prepared, and then the two enantiomers may be separated. A commonly

-18-

employed method for the resolution of the racemic mixture (or mixture of enantiomers) into the individual enantiomers is to first convert the enantiomers to diastereomers by way of forming a salt with an optically active acid or base.

5 These diastereomers may then be separated using differential solubility, fractional crystallization, chromatography, or the like. Further details regarding resolution of enantiomeric mixtures may be found in J. Jacques, et al., *Enantiomers, Racemates, and Resolutions*, (1991).

10 Representative starting material for this synthesis is a compound of formula VIa, which may be coupled with an ethinylcyclohexylamine of formula VII using activating agents for N-acylation reactions known in the art, like HOBt, DCC, EDC, oxalyl chloride, TBTU or other coupling reagents known to the skilled artisan, to result in a
15 compound of formula VIIIa. Preferred for the practice of the present invention is TBTU. Intermediates of formula VIa and VII are commercially available or can be prepared by methods known in the art. Alternatively, a compound of formula VIa'
20 may be reacted with a compound of formula VII by methods known in the art to yield a compound of formula VIIIa. Intermediates of formula VIa' may be prepared from commercial compounds by standard methods as described in *Tetrahedron Lett.* 25 (1984), 4553-4556.

25 A compound of formula VIIIa may be hydrated by standard methods to yield a compound of formula VIIIb and subsequently cyclized by treatment with a deprotonating agent, such as sodium hydride, optionally in the presence of an alkylating agent to yield a compound of formula VIIIc.
30 Treatment of the resulting compound with a bromination reagent, such as N-bromosuccinimide, results in a compound

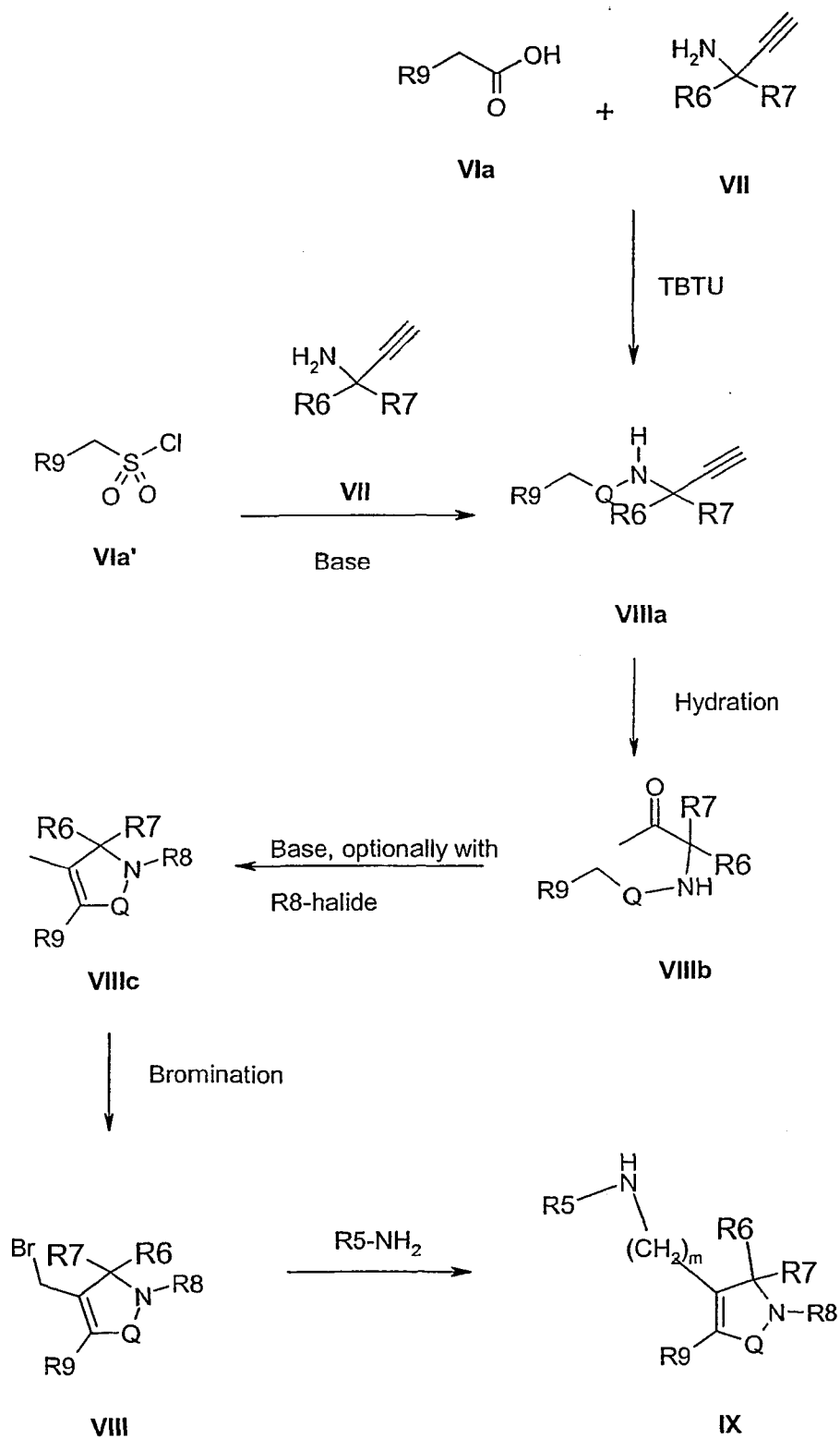
-19-

of formula VIII. Reaction with an amine, generates compounds of formula IX in which $m = 1$. Representative reactions are provided in Scheme A below. An example of formula VIIIc where Q is SO_2 , R8 is hydrogen and R9 is 4-chlorophenyl is described in Pestic. Sci. 39 (1993), 185-192.

5 Compounds of formula IX in which the starting material VII is the commercial 1,1-diethylpropargylamine or 1,1-dimethylpropargylamine may also be prepared by the route described in Scheme A.

10

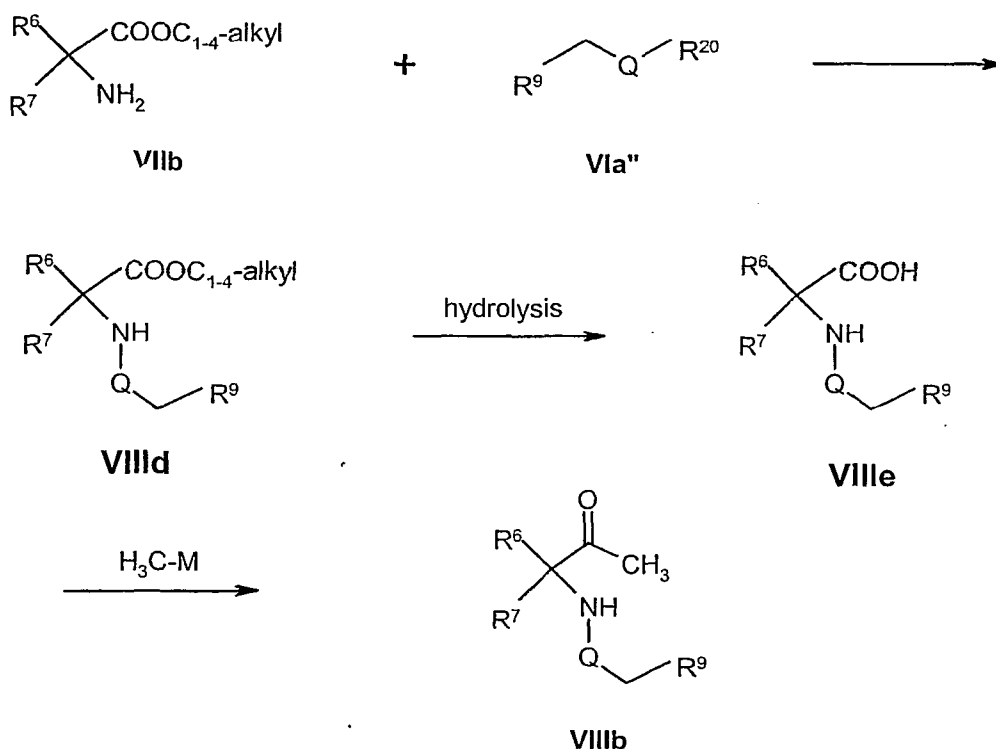
-20-

SCHEME A

Scheme A' shows an alternative synthesis for acetyl intermediates of Formula VIIIb:

5

Scheme A'



Esters of aminoacids of Formula VIIb, preferably methyl or ethyl esters, are coupled with derivatives of carboxylic acids or sulfonic acids of Formula VIa'' by methods described in Scheme A to give intermediates of Formula VIIIId. The esters are hydrolyzed by standard methods to give carboxylic acids of Formula VIIIe. These are treated with organometallic methyl compounds to prepare the acetyl intermediates of Formula VIIIb. Preferred organometallic reagents are methyl Grignard reagents (M = MgCl, MgBr, or

10

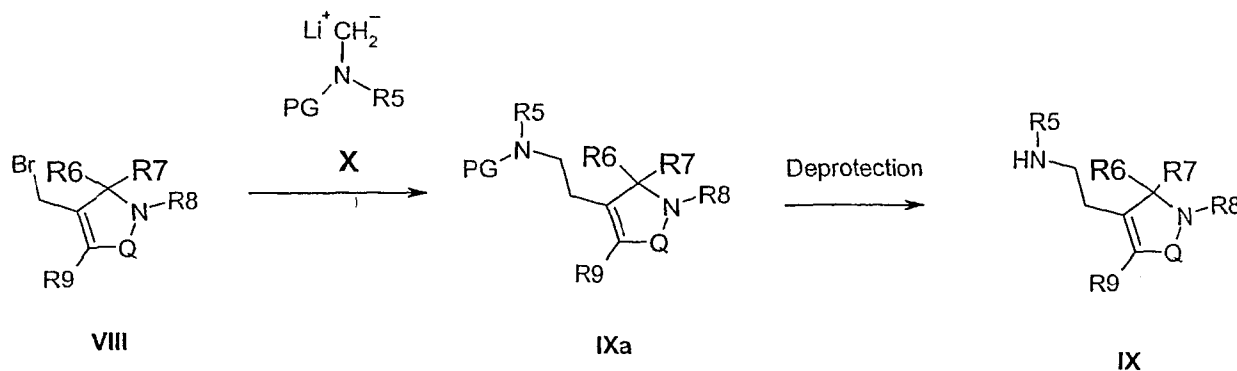
15

-22-

MgI) or methyl lithium (M = Li), more preferred methyl lithium. Examples for this reaction are known from the literature, e.g. J. Org. Chem. 58 (1993), 4758; J. Org. Chem. 62 (1997), 6862; Tetrahedron Lett. 35 (1994), 3745.

5 In a preferred method a solution of the carboxylic acid in a solvent like THF or DME is treated with an excess of methyl lithium in diethylether at a temperature below $-60\text{ }^{\circ}\text{C}$ followed by warming to room temperature.

10 Compounds of Formula I in which $W = -\text{CH}_2\text{CH}_2-$ may be prepared as shown in Scheme B below.

SCHEME B

A compound of formula X is obtained by treatment of a
 15 protected methylamine with a deprotonating agent like butyllithium as described for example in Tetrahedron Lett. 35(24), 1994, 4067-70. As used in Scheme B, the substituent "PG" means a protecting group, which is known to the
 artisan, and all other substituents are as defined by
 20 Formula I, herein. One preferred protecting group is the BOC group or another N-protecting group known in the art and stable under the reaction conditions. A compound of formula

-23-

VIII is treated with a compound of formula X to yield a compound of formula IXa.

It is to be understood that the bromine group on the compound of formula VIII may in fact be any suitable leaving group, as defined herein.

The term "leaving group" refers to a group of atoms that is displaced from a carbon atom by the attack of a nucleophile in a nucleophilic substitution reaction. Suitable leaving groups include bromo, chloro, and iodo, benzenesulfonyloxy, methanesulfonyloxy, and toluenesulfonyloxy. The term "leaving group" includes activating groups.

A second portion of the overall synthesis of compounds of formula I is provided in Scheme C below.

Representative starting material for this synthesis is a compound of formula XIa, which is a chemically-protected form of the amino acid O-serine. By chemically-protected it is meant that both the amino- and carboxy- functional groups have been suitably protected in order to facilitate further reactions with this molecule. Such protection reactions are known to those of skill in the art, and may be applied to other suitable starting materials. Intermediates of formula XIa are commercially available, or may be prepared by standard syntheses of amino acids. Such syntheses are well known to persons of ordinary skill in the art and are described, for example, in Chemistry and Biochemistry of Amino Acids, (G.C. Chapman ed., 1985). The protected amino group may be specifically deprotected using trifluoroacetic acid and methylene chloride to allow for further reactions with this amino functional group. This deprotection reaction results in a compound of formula XIb.

-24-

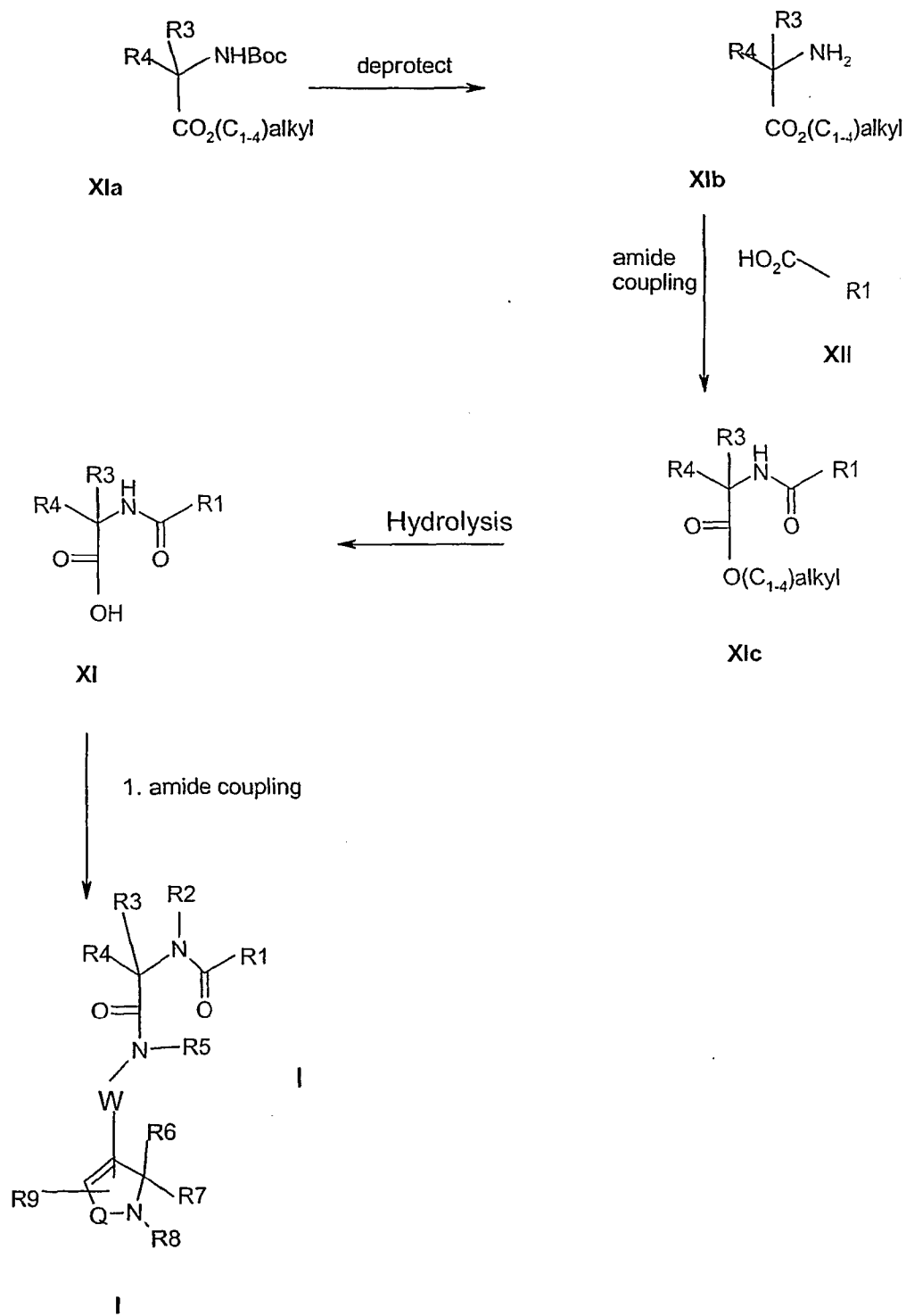
A compound of formula XIb may then be N-acylated with an amino-protected compound of formula XII to produce a compound of formula XIc. Suitable activating agents for this N-acylation reaction are known in the art and include DCC, 5 HOBT, EDC, and oxalyl chloride. Preferred for the practice of the present invention is HOBT. Compounds of formula XII are commercially available, or are readily prepared from suitable available starting materials. The protected carboxy group on the compound of formula XIc is then selectively 10 deprotected, typically using lithium hydroxide, to generate a compound of formula XI. Compounds of formula XI in which the starting material XIa is 2-Nboc-amino-5-phenylpentanoic acid methyl ester or 2-Nboc-amino-3-(3-indolyl)-propionic acid methyl ester may also be prepared by the route 15 described in Scheme C.

A compound of formula XI is then coupled with a compound of formula IX and subsequently deprotected to generate a compound of formula Ia. Again, typical reagents for this N-acylation are known in the art, and include DCC 20 and HOBT, which is the preferred method of coupling employed in the practice of the present invention. Compounds of formula Ia are encompassed by formula I, and are pharmaceutically active.

The preferred reaction temperature range employed in 25 these reactions is between -40 and 150 °C, and the most preferred range is between 10 and 40 °C. These reactions may be conveniently carried out in situ, without isolation of the particular compound after its preparation.

Representative reactions are provided below in 30 Scheme C.

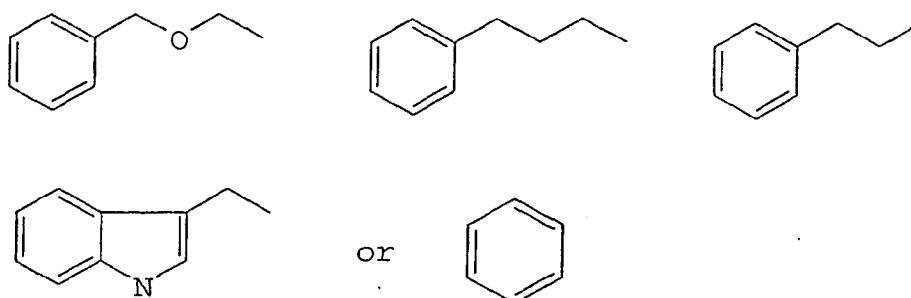
Scheme C



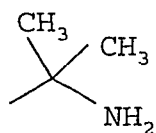
The compounds of the present invention can be useful for modulating growth hormone secretion and as research tools. Certain compounds and conditions within the scope of this invention are preferred. The following conditions, invention embodiments, and compound characteristics listed in tabular form may be independently combined to produce a variety of preferred compounds and process conditions. The following list of embodiments of this invention is not intended to limit the scope of this invention in any way.

Some preferred characteristics of compounds of Formula I are:

a) R_3 is



b) R_1 is



c) Q is $S(O)_2$;

d) Q is $C(O)$;

e) R_6 and R_7 form a carbocyclic ring;

f) R_6 and R_7 form a 5 or 6 membered carbocyclic ring;

g) R_6 and R_7 are each C1-3 alkyl;

20

-27-

h) R6 and R7 are each independently selected from the group consisting of methyl and ethyl;

i) W is $(CH_2)_m$;

5 j) R2 is hydrogen;

k) R4 is hydrogen;

l) R3 is phenylmethoxymethyl or 3-phenylpropyl;

m) R5 is hydrogen, methyl, ethyl, or n-propyl;

n) R6 and R7 are both each methyl or ethyl;

10 o) R9 is thienyl, naphthyl, O-phenyl or phenyl, which is optionally substituted with one or more substituents independently selected from the group consisting of C₁-C₆ alkyl, -C₁-C₆ alkoxy, halo(C₁-C₆ alkyl), halo(C₁-C₆ alkoxy), O-aryl, CONH₂, CONH(C₁-C₆ alkyl), NHCO(C₁-C₆ alkyl), SO₂NH₂, SO₂NH(C₁-C₆ alkyl), NHCO(C₁-C₆ alkyl), SO₂NH₂, SO₂NH(C₁-C₆ alkyl), NHSO₂(C₁-C₆ alkyl), COOH, COO(C₁-C₆ alkyl), hydroxy, nitro, halo, SO₂(C₁₋₆ alkyl), and cyano;

p) R9 is thienyl, naphthyl, O-phenyl or phenyl;

q) R8 is hydrogen, methyl or ethyl;

20 r) W is CH₂;

s) R9 is carbocyclic aryl;

t) R9 is thienyl;

u) R6 and R7 together form a cyclopentyl ring;

v) R6 and R7 together form a cyclohexyl ring; and

25 w) The compound of Formula I is a pharmaceutically acceptable salt.

Specific compounds of the invention include:

2-(R)-2-(2-Amino-2-methylpropionylamino)-3-phenylmethoxy
30 propionic acid N-(3-(4-chlorophenyl)-2,2-dioxo-1-methyl-2-thia-1-azaspiro[4.5]dec-3-ene-4-ylmethyl)-N-ethylamide, 2-

-28-

(R)-2-(2-Amino-2-methylpropionylamino)-3-phenylmethoxy-propionic acid N-(3-(4-chlorophenyl)-2,2-dioxo-2-thia-1-azaspiro[4.5]dec-3-ene-4-ylmethyl)-N-ethylamide, 2-(R)-2-(2-Amino-2-methylpropionylamino)-3-phenylmethoxy-propionic acid
5 N-(3-(4-chlorophenyl)-2,2-dioxo-2-thia-1-azaspiro[4.5]dec-3-ene-4-ylmethyl)-N-methylamide, 2-(R)-2-(2-Amino-2-methylpropionylamino)-3-(3-indolyl) propionic acid N-(3-(4-chlorophenyl)-2,2-dioxo-2-thia-1-azaspiro[4.5]dec-3-ene-4-ylmethyl)-N-ethylamide, 2-(R)-2-(2-Amino-2-
10 methylpropionylamino)-5-phenyl-pentanoic acid N-(3-(4-chlorophenyl)-2,2-dioxo-2-thia-1-azaspiro[4.5]dec-3-ene-4-ylmethyl)-N-ethylamide, 2-(R)-2-(2-Amino-2-methylpropionylamino)-3-phenylmethoxy-propionic acid N-(3-(4-tert-butylphenyl)-2,2-dioxo-2-thia-1-azaspiro[4.5]dec-3-ene-4-ylmethyl)-N-ethylamide, 2-(R)-2-(2-Amino-2-
15 methylpropionylamino)-3-phenylmethoxy-propionic acid N-(3-(4-chloro-phenyl)-2,2-dioxo-2-thia-1-azaspiro[4.5]dec-3-ene-4-ylmethyl)-N-propylamide, 2-(R)-2-(2-Amino-2-methylpropionylamino)-5-phenyl-pentanoic acid N-(3-(4-
20 chlorophenyl)-2,2-dioxo-2-thia-1-azaspiro[4.5]dec-3-ene-4-ylmethyl)-N-methylamide, 2-(R)-2-(2-Amino-2-methylpropionylamino)-3-phenylmethoxy-propionic acid N-ethyl-N-(1-methyl-2,2-dioxo-3-phenyl-2-thia-1-azaspiro[4.5]dec-3-ene-4-ylmethyl) amide, 2-(R)-2-(2-Amino-2-
25 methylpropionylamino)-3-phenylmethoxy-propionic acid N-(3-(3-chlorophenyl)-1-methyl-2,2-dioxo-2-thia-1-azaspiro[4.5]dec-3-ene-4-ylmethyl)-N-ethylamide, 2-(R)-2-(2-Amino-2-methylpropionylamino)-3-phenylmethoxy-propionic acid N-(3-(2-chlorophenyl)-1-methyl-2,2-dioxo-2-thia-1-
30 azaspiro[4.5]dec-3-ene-4-ylmethyl)-N-ethylamide, 2-(R)-2-(2-Amino-2-methylpropionylamino)-3-phenyl-methoxypropionic acid

N-ethyl-N-1-methyl-2,2-dioxo-3-(4-trifluoromethylphenyl)-2-thia-1-azaspiro[4.5]dec-3-ene-4-ylmethyl) amide, 2-(R)-2-(2-Amino-2-methylpropionylamino)-3-phenylmethoxy-propionic acid
N-ethyl-N-(1-methyl-3-(4-nitrophenyl)-2,2-dioxo-2-thia-1-
5 azaspiro[4.5]dec-3-ene-4-ylmethyl) amide, 2-(R)-2-(2-Amino-2-methylpropionylamino)-3-phenylmethoxy-propionic acid N-(3-(4-bromophenyl)-2,2-dioxo-2-thia-1-azaspiro[4.5]dec-3-ene-4-ylmethyl)-N-ethylamide, 2-(R)-2-(2-Amino-2-methylpropionylamino)-3-phenylmethoxy-propionic acid N-
10 ethyl-N-(2,2-dioxo-3-(4-methylphenyl)-2-thia-1-azaspiro[4.5]dec-3-ene-4-ylmethyl) amide, 2-(R)-2-(2-Amino-2-methylpropionylamino)-3-phenylmethoxy-propionic acid N-ethyl-N-(1-ethyl-2,2-dioxo-3-phenyl-2-thia-1-azaspiro[4.5]dec-3-ene-4-ylmethyl) amide, 2-(R)-2-(2-Amino-2-methylpropionylamino)-3-phenylmethoxy-propionic acid N-ethyl-N-(2,2-dioxo-3-(3-phenoxyphenyl)-2-thia-1-azaspiro[4.5]dec-3-ene-4-ylmethyl)-N-ethylamide, 2-(R)-2-(2-Amino-2-methylpropionylamino)-3-phenylmethoxy-propionic acid N-ethyl-N-(2,2-dioxo-3-(3-bromophenyl)-2-thia-1-azaspiro[4.5]dec-3-ene-4-ylmethyl)-N-ethylamide, 2-(R)-2-(2-Amino-2-methylpropionylamino)-5-phenyl-pentanoic acid N-ethyl-N-(2,2-dioxo-3-phenyl-2-thia-1-azaspiro[4.5]dec-3-ene-4-ylmethyl) amide, 2-(R)-2-(2-Amino-2-methylpropionylamino)-3-phenylmethoxy-propionic acid N-ethyl-N-(3-(4-fluorophenyl)-2,2-dioxo-2-thia-1-azaspiro[4.5]dec-3-ene-4-ylmethyl) amide, 2-(R)-2-(2-Amino-2-methylpropionylamino)-5-phenyl-pentanoic acid N-ethyl-N-(3-(4-fluorophenyl)-2,2-dioxo-2-thia-1-azaspiro[4.5]dec-3-ene-4-ylmethyl) amide, 2-(R)-2-(2-Amino-2-methylpropionylamino)-3-phenylmethoxy-propionic acid N-(3-(2-bromophenyl)-2,2-dioxo-2-thia-1-azaspiro[4.5]dec-3-ene-4-ylmethyl)-N-ethylamide, 2-(R)-2-(2-Amino-2-

methylpropionylamino)-5-phenyl-pentanoic acid N-(3-(2-bromophenyl)-2,2-dioxo-2-thia-1-azaspiro[4.5]dec-3-ene-4-ylmethyl)-N-ethylamide, 2-(R)-2-(2-Amino-2-methylpropionylamino)-5-phenyl-pentanoic acid N-(3-(2-bromophenyl)-2,2-dioxo-2-thia-1-azaspiro[4.5]dec-3-ene-4-ylmethyl)-N-ethylamide, 2-Amino-N-{2-benzyloxy-1-[(3,3-dimethyl-1,1-dioxo-5-phenyl-2,3-dihydro-1H-1 γ ⁶-isothiazol-4-yl-methyl)-ethyl-carbamoyl]-ethyl}-2-methyl-propionamide, 2-(2-Amino-2-methyl-propionylamino)-5-phenyl-pentanoic acid (3,3-dimethyl-1,1-dioxo-5-phenyl-2,3-dihydro-1H-1 γ ⁶-isothiazol-4-ylmethyl)-ethyl-amide, 2-Amino-N-{2-benzyloxy-1-[2,2-dioxo-3-phenyl-2 λ ⁶-thia-1-aza-spiro[4.4]non-3-en-4-ylmethyl)-ethyl-carbamoyl]-ethyl}-2-methyl-propionamide, 2-(2-Amino-2-methyl-propionylamino)-5-phenyl-pentanoic acid [5-(4-chloro-phenyl)-3,3-dimethyl-1,1-dioxo-2,3-dihydro-1H-1 γ ⁶-isothiazol-4-ylmethyl]-ethylamide, 2-(2-Amino-2-methyl-propionylamino)-5-phenyl-pentanoic acid (2,2-dioxo-3-phenyl-2 λ ⁶-thia-1-aza-spiro[4.4]non-3-en-4-ylmethyl)-ethylamide, 2-Amino-N-(2-benzyloxy-1-{[3-(4-chloro-phenyl)-2,2-dioxo-2 λ ⁶-thia-1-aza-spiro[4.4]non-3-en-4-yl methyl]-ethyl-carbamoyl}-ethyl)-2-methyl-propionamide, 2-(R)-2-(2-Amino-2-methylpropionylamino-3-phenyl methoxy propionic acid N-(S-(4-chlorophenyl)-3,3-dimethyl-1,1-dioxo-2,3-dihydroisothiazol-4-ylmethyl)-N-ethylamide, and 2-(R)-2-(2-Amino-2-methylpropionylamino)-3-phenyl-methoxypropionic acid N-ethyl-N-(2,2-dioxo-3-phenyl-2-thia-1-azaspiro[4.5]dec-3-ene-4-ylmethyl)amide; or pharmaceutically acceptable salts thereof.

Compounds of formula I may be conveniently screened for growth hormone secretagogue activity. A typical assay may employ pituitary cells established in culture, followed by a challenge with the various compounds of formula I, and the levels of growth hormone determined accordingly. Growth

-31-

hormone levels may be calculated using various radioimmunoassay techniques known to those of skill in the art. Screening of compounds for growth hormone secretagogue activity may conveniently be scaled up for high throughput
5 screening.

The invention further encompasses methods employing the pharmaceutically acceptable salts of the compounds defined by formula I. Although generally neutral, a compound of this invention can possess a sufficiently acidic, a
10 sufficiently basic, or both functional groups, and accordingly react with any of a number of inorganic bases, and inorganic and organic acids, to form a pharmaceutically acceptable salt.

The term "pharmaceutically acceptable salt" as used
15 herein refers to salts of the compounds of formula I which are substantially non-toxic to living organisms. Typical pharmaceutically acceptable salts include those salts prepared by reaction of the compounds of the present invention with a pharmaceutically acceptable mineral or
20 organic acid or an inorganic base. Such salts are known as acid addition and base addition salts.

Acids commonly employed to form acid addition salts are inorganic acids such as hydrochloric acid, hydrobromic acid, hydroiodic acid, sulfuric acid, phosphoric acid, and the
25 like, and organic acids such as p-toluenesulfonic, methanesulfonic acid, oxalic acid, p-bromophenylsulfonic acid, carbonic acid, succinic acid, citric acid, benzoic acid, acetic acid, and the like. Examples of such pharmaceutically acceptable salts are the
30 sulfate, pyrosulfate, bisulfate, sulfite, bisulfite, phosphate, monohydrogenphosphate, dihydrogenphosphate,

-32-

metaphosphate, pyrophosphate, chloride, bromide, iodide, acetate, propionate, decanoate, caprylate, acrylate, formate, isobutyrate, caproate, heptanoate, propiolate, oxalate, malonate, succinate, suberate, sebacate, fumarate, maleate, butyne-1,4-dioate, hexyne-1,6-dioate, benzoate, chlorobenzoate, methylbenzoate, dinitrobenzoate, hydroxybenzoate, methoxybenzoate, phthalate, sulfonate, xylenesulfonate, phenylacetate, phenylpropionate, phenylbutyrate, citrate, lactate, γ -hydroxybutyrate, glycollate, tartrate, methanesulfonate, propanesulfonate, naphthalene-1-sulfonate, naphthalene-2-sulfonate, mandelate, mesylate, and the like. Preferred pharmaceutically acceptable acid addition salts are those formed with mineral acids such as hydrochloric acid and hydrobromic acid, and those formed with organic acids such as maleic acid and methanesulfonic acid.

Salts of amine groups may also comprise quaternary ammonium salts in which the amino nitrogen carries a suitable organic group such as an alkyl, alkenyl, alkynyl, or aralkyl moiety.

Base addition salts include those derived from inorganic bases, such as ammonium or alkali or alkaline earth metal hydroxides, carbonates, bicarbonates, and the like. Such bases useful in preparing the salts of this invention thus include sodium hydroxide, potassium hydroxide, ammonium hydroxide, potassium carbonate, sodium carbonate, sodium bicarbonate, potassium bicarbonate, calcium hydroxide, calcium carbonate, and the like. The potassium and sodium salt forms are particularly preferred.

It should be recognized that the particular counterion forming a part of any salt of this invention is not of a

-33-

critical nature, so long as the salt as a whole is pharmacologically acceptable and as long as the counterion does not contribute undesired qualities to the salt as a whole.

5 This invention further encompasses methods employing pharmaceutically acceptable solvates of the compounds of Formula I. Many of the formula I compounds can combine with solvents such as water, methanol, and ethanol to form pharmaceutically acceptable solvates such as the
10 corresponding hydrate, methanolate, and ethanolate.

 This invention also encompasses methods employing the pharmaceutically acceptable prodrugs of the compounds of formula I. A prodrug is a drug which has been chemically
15 modified and may be biologically inactive at its site of action, but which may be degraded or modified by one or more enzymatic or other in vivo processes to the parent bioactive form. This prodrug should have a different pharmacokinetic profile than the parent, enabling easier
20 absorption across the mucosal epithelium, better salt formation or solubility, or improved systemic stability (an increase in plasma half-life, for example).

 Typically, such chemical modifications include:

 1) ester or amide derivatives which may be cleaved by esterases or lipases;

25 2) peptides which may be recognized by specific or nonspecific proteases; or

 3) derivatives that accumulate at a site of action through membrane selection of a prodrug form or a modified prodrug form; or any combination of 1 to 3, supra.

30 Conventional procedures for the selection and preparation of

-34-

suitable prodrug derivatives are described, for example, in H, Bundgaard, Design of Prodrugs, (1985).

As used herein, the term "effective amount" means an amount of compound of the instant invention which is capable of inhibiting, alleviating, ameliorating, treating, or preventing further symptoms in mammals, including humans, which may be due to decreased levels of endogenous growth hormone.

By "pharmaceutically acceptable formulation" it is meant that the carrier, diluent, excipients and salt must be compatible with the active ingredient (a compound of formula I) of the formulation, and not be deleterious to the recipient thereof. Pharmaceutical formulations can be prepared by procedures known in the art. For example, the compounds of this invention can be formulated with common excipients, diluents, or carriers, and formed into tablets, capsules, and the like. Examples of excipients, diluents, and carriers that are suitable for such formulations include the following: fillers and extenders such as starch, sugars, mannitol, and silicic derivatives; binding agents such as carboxymethyl cellulose and other cellulose derivatives, alginates, gelatin, and polyvinyl pyrrolidone; moisturizing agents such as glycerol; disintegrating agents such as agar agar, calcium carbonate, and sodium bicarbonate; agents for retarding dissolution such as paraffin; resorption accelerators such as quaternary ammonium compounds; surface active agents such as cetyl alcohol, glycerol monostearate; adsorptive carriers such as kaolin and bentonite; and lubricants such as talc, calcium and magnesium stearate and solid polyethylene glycols. Final pharmaceutical forms may be: pills, tablets, powders, lozenges, syrups, aerosols,

-35-

saches, cachets, elixirs, suspensions, emulsions, ointments, suppositories, sterile injectable solutions, or sterile packaged powders, and the like, depending on the type of excipient used.

5 Additionally, the compounds of this invention are well suited to formulation as sustained release dosage forms. The formulations can also be so constituted that they release the active ingredient only or preferably in a particular part of the intestinal tract, possibly over a
10 period of time. Such formulations would involve coatings, envelopes, or protective matrices which may be made from polymeric substances or waxes.

 The particular dosage of a compound required to treat, inhibit, or prevent the symptoms and/or disease of
15 congestive heart failure in a mammal, including humans, according to this invention will depend upon the particular disease, symptoms, and severity. Dosage, routes of administration, and frequency of dosing is best decided by the attending physician. Generally, accepted and effective
20 doses will be from 15mg to 1000mg, and more typically from 15mg to 80mg. Such dosages will be administered to a patient in need of treatment from one to three times each day or as often as needed for efficacy.

 In addition, the growth hormone secretagogue compounds
25 as disclosed herein may be administered to a patient in need of treatment in combination with other growth hormone secretagogues known in the art, and/or with a suitable bone anti-resorptive agent or agents for the prevention or treatment of osteoporosis and/or loss of muscle strength.
30 Said suitable bone anti-resorptive agents include selective estrogen receptor modulators, bisphosphonates, calcitonin,

-36-

and hormone replacement therapeutic agents. Additionally, PTH may be administered in combination with said growth hormone secretagogues. Said combination therapy may be administered concomitantly or sequentially.

5 The compositions are preferably formulated in a unit dosage form, each dosage containing from about 0.01 to about 500 mg, more usually about .5 to about 200 mg, of the active ingredient. However, it will be understood that the therapeutic dosage administered will be determined by the
10 physician in the light of the relevant circumstances including the condition to be treated, the choice of compound to be administered and the chosen route of administration, and therefore the above dosage ranges are not intended to limit the scope of the invention in any way.
15 The compounds can be administered by a variety of routes including the oral, rectal, transdermal, subcutaneous, topical, intravenous, intramuscular or intranasal routes. For all indications, a typical daily dose will contain from about 0.01 mg/kg to about 20 mg/kg of the active compound of
20 this invention. Preferred daily doses will be about 0.1 to about 10 mg/kg, ideally about 0.1 to about 5 mg/kg. However, for topical administration a typical dosage is about 1 to about 500 mg compound per cm^2 of an affected tissue. Preferably, the applied amount of compound will
25 range from about 30 to about 300 mg/cm^2 , more preferably, from about 50 to about 200 mg/cm^2 , and, most preferably, from about 60 to about 100 mg/cm^2 .

Suitable dosing ranges of compounds of formula I include 0.01 mg/kg/day to 60 mg/kg/day. Representative

-37-

pharmaceutical formulations containing compounds of formula I-IV are provided below.

The formulations which follow are given for purposes of illustration and are not intended to be limiting in any way. The total active ingredients in such formulations comprises from 0.1% to 99.9% by weight of the formulation. The term "active ingredient" means a compound of formula I, including but not limited to compounds of formulas II, III, IV and V.

10

Formulation 1

Hard gelatin capsules containing the following ingredients are prepared:

	<u>Ingredient</u>	<u>Quantity</u> <u>(mg/capsule)</u>
15	Active Ingredient	30.0
	Starch	305.0
	Magnesium stearate	5.0

The above ingredients are mixed and filled into hard gelatin capsules in 340 mg quantities.

20

Formulation 2

A tablet formula is prepared using the ingredients below:

25

	<u>Ingredient</u>	<u>Quantity</u> <u>(mg/tablet)</u>
	Active Ingredient	25.0
	Cellulose, microcrystalline	200.0
	Colloidal silicon dioxide	10.0
30	Stearic acid	5.0

-38-

The components are blended and compressed to form tablets, each weighing 240 mg.

Formulation 3

5 A dry powder inhaler formulation is prepared containing the following components:

<u>Ingredient</u>	<u>Weight %</u>
Active Ingredient	5
10 Lactose	95

The active mixture is mixed with the lactose and the mixture is added to a dry powder inhaling appliance.

Formulation 4

15 Tablets, each containing 30 mg of active ingredient, are prepared as follows:

<u>Ingredient</u>	<u>Quantity (mg/tablet)</u>
20 Active Ingredient	30.0 mg
Starch	45.0 mg
Microcrystalline cellulose	35.0 mg
Polyvinylpyrrolidone (as 10% solution in water)	4.0 mg
25 Sodium carboxymethyl starch	4.5 mg
Magnesium stearate	0.5 mg
Talc	<u>1.0 mg</u>
Total	120 mg

30 The active ingredient, starch and cellulose are passed through a No. 20 mesh U.S. sieve and mixed thoroughly. The

-39-

solution of polyvinylpyrrolidone is mixed with the resultant powders, which are then passed through a 16 mesh U.S. sieve. The granules so produced are dried at 50-60°C and passed through a 16 mesh U.S. sieve. The sodium carboxymethyl starch, magnesium stearate, and talc, previously passed through a No. 30 mesh U.S. sieve, are then added to the granules which, after mixing, are compressed on a tablet machine to yield tablets each weighing 120 mg.

10

Formulation 5

Capsules, each containing 40 mg of medicament are made as follows:

<u>Ingredient</u>	<u>Quantity</u> <u>(mg/capsule)</u>
15 Active Ingredient	40.0 mg
Starch	109.0 mg
Magnesium stearate	<u>1.0 mg</u>
Total	150.0 mg

20

The active ingredient, cellulose, starch, and magnesium stearate are blended, passed through a No. 20 mesh U.S. sieve, and filled into hard gelatin capsules in 150 mg quantities.

25

Formulation 6

Suppositories, each containing 25 mg of active ingredient are made as follows:

<u>Ingredient</u>	<u>Amount</u>
30 Active Ingredient	25 mg
Saturated fatty acid glycerides to	2,000 mg

-40-

The active ingredient is passed through a No. 60 mesh U.S. sieve and suspended in the saturated fatty acid glycerides previously melted using the minimum heat
5 necessary. The mixture is then poured into a suppository mold of nominal 2.0 g capacity and allowed to cool.

Formulation 7

Suspensions, each containing 50 mg of medicament per
10 5.0 mL dose are made as follows:

	<u>Ingredient</u>	<u>Amount</u>
	Active Ingredient	50.0 mg
	Xanthan gum	4.0 mg
15	Sodium carboxymethyl cellulose (11%)	
	Microcrystalline cellulose (89%)	50.0 mg
	Sucrose	1.75 g
	Sodium benzoate	10.0 mg
	Flavor and Color	q.v.
20	Purified water to	5.0 mL

The medicament, sucrose and xanthan gum are blended, passed through a No. 10 mesh U.S. sieve, and then mixed with a previously made solution of the microcrystalline cellulose
25 and sodium carboxymethyl cellulose in water. The sodium benzoate, flavor, and color are diluted with some of the water and added with stirring. Sufficient water is then added to produce the required volume.

-41-

Formulation 8

Capsules, each containing 15 mg of medicament, are made as follows:

5	<u>Ingredient</u>	<u>Quantity</u> (mg/capsule)
	Active Ingredient	15.0 mg
	Starch	407.0 mg
	Magnesium stearate	<u>3.0 mg</u>
10	Total	425.0 mg

The active ingredient, starch, and magnesium stearate are blended, passed through a No. 20 mesh U.S. sieve, and filled into hard gelatin capsules in 425 mg quantities.

Formulation 9

An intravenous formulation may be prepared as follows:

20	<u>Ingredient</u>	<u>Quantity</u>
	Active Ingredient	250.0 mg
	Isotonic saline	1000 mL

Formulation 10

25 A topical formulation may be prepared as follows:

30	<u>Ingredient</u>	<u>Quantity</u>
	Active Ingredient	1-10 g
	Emulsifying Wax	30 g
30	Liquid Paraffin	20 g
	White Soft Paraffin	to 100 g

-42-

The white soft paraffin is heated until molten. The liquid paraffin and emulsifying wax are incorporated and stirred until dissolved. The active ingredient is added and stirring is continued until dispersed. The mixture is then cooled until solid.

Formulation 11

Sublingual or buccal tablets, each containing 10 mg of active ingredient, may be prepared as follows:

<u>Ingredient</u>	<u>Quantity</u> <u>Per Tablet</u>
Active Ingredient	10.0 mg
Glycerol	210.5 mg
15 Water	143.0 mg
Sodium Citrate	4.5 mg
Polyvinyl Alcohol	26.5 mg
Polyvinylpyrrolidone	<u>15.5 mg</u>
Total	410.0 mg

20

The glycerol, water, sodium citrate, polyvinyl alcohol, and polyvinylpyrrolidone are admixed together by continuous stirring and maintaining the temperature at about 90°C. When the polymers have gone into solution, the solution is cooled to about 50-55°C and the medicament is slowly admixed. The homogenous mixture is poured into forms made of an inert material to produce a drug-containing diffusion matrix having a thickness of about 2-4 mm. This diffusion matrix is then cut to form individual tablets having the appropriate size.

30

-43-

Another formulation employed in the methods of the present invention employs transdermal delivery devices or patches. Such transdermal patches may be used to provide continuous or discontinuous infusion of the compounds of the present invention in controlled amounts. The construction and use of transdermal patches for the delivery of pharmaceutical agents is well known in the art. See, for example, U.S. Patent 5,023,252, the disclosure of which is herein incorporated by reference. Such patches may be constructed for continuous, pulsatile, or on demand delivery of pharmaceutical agents.

Frequently, it will be desirable or necessary to introduce the pharmaceutical composition to the brain, either directly or indirectly. Direct techniques usually involve placement of a drug delivery catheter into the host's ventricular system to bypass the blood-brain barrier. One such implantable delivery system, used for the transport of biological factors to specific anatomical regions of the body, is described in U.S. Patent 5,011,472, the disclosure of which is herein incorporated by reference.

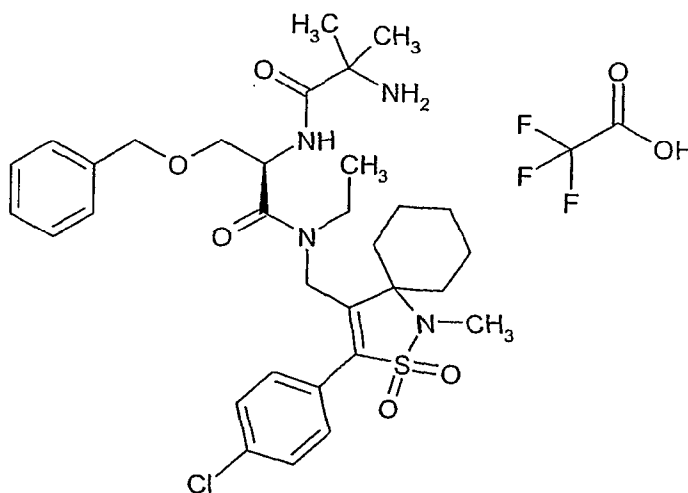
Indirect techniques, which are generally preferred, usually involve formulating the compositions to provide for drug latentiation by the conversion of hydrophilic drugs into lipid-soluble drugs or prodrugs. Latentiation is generally achieved through blocking of the hydroxy, carbonyl, sulfate, and primary amine groups present on the drug to render the drug more lipid soluble and amenable to transportation across the blood-brain barrier. Alternatively, the delivery of hydrophilic drugs may be enhanced by intra-arterial infusion of hypertonic solutions which can transiently open the blood-brain barrier.

-44-

The following Examples and Preparations are illustrative of the processes employed in the synthesis of the compounds of the present invention. As would be understood by persons skilled in the art, other synthetic schemes may be employed to prepare the compounds of the instant invention.

EXAMPLE 1

2-(R)-2-(2-Amino-2-methylpropionylamino)-3-phenylmethoxy propionic acid N-(3-(4-chlorophenyl)-2,2-dioxo-1-methyl-2-thia-1-azaspiro[4.5]dec-3-ene-4-ylmethyl)-N-ethylamide trifluoroacetate



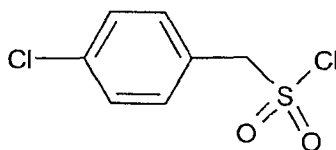
15

The title compound, as shown above, was prepared as follows.

4-Chlorobenzylchloride (30 g, 0.186 mol) and Na₂SO₃ (47 g, 2 eq.) were refluxed for several hours in 150 mL water. A phase transfer agent like trioctylmethylammonium chloride may be added as described in Tetrahedron Lett. 1984, 25(40), 4553-6. After cooling to room temperature, the solution was extracted with ethyl acetate, the water layer was evaporated

-45-

and the residue suspended in ethanol. The mixture was filtered, the filtrate was concentrated and the solid was dried at 50°C under vacuum. 4-Chlorophenylmethanesulfonate (23.5 g, 55 %; MS (EI): 205 [M]^{•+} was obtained. POCl₃ (20 mL) was cooled to 0°C, 4-chlorophenyl-methanesulfonate (15.9 g, 69.5 mmol) and PCl₅ (20.3 g, 1.4 eq.) were added. The mixture was stirred overnight at room temperature and evaporated under vacuum. The residue was suspended in ethyl acetate and filtered. After concentration of the filtrate, 12 g (75 %) of the crystalline 4-chlorophenylmethanesulfonyl chloride, shown below, were obtained. MS (EI): 125 [ClC₆H₄CH₂]^{•+}, 224 [M]^{•+}



15

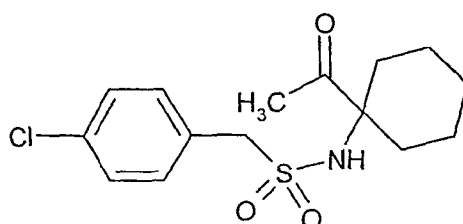
The preparation of N-(1-acetylcyclohexyl)-4-chlorophenyl-methanesulfonamide, shown below, was performed as described in Pestic. Sci. 1993, 39, 185-192. 4-chlorophenylmethanesulfonyl chloride (1.37 g, 6 mmol) and ethynylcyclohexylamine (0.73 g, 6 mmol) were stirred in tetrahydrofuran (10 mL) with triethylamine (0.9 mL, 6.6 mmol) for several hours at room temperature. The mixture was diluted with ethyl acetate, washed with water, dried (Na₂SO₄) and evaporated. Recrystallisation from ethanol yielded 4-chlorophenyl-N-(1-ethynylcyclohexyl)methanesulfonamide (1.5 g, 80 %) as a solid.

25

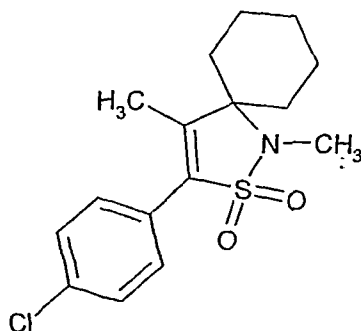
This compound was suspended in ethylene glycol (25 mL). 2 mL water, 100 mg HgO, and 5 drops conc. sulfuric

-46-

acid were added and the mixture was heated at 175°C for 1 hour, cooled to room temperature, diluted with dichloromethane, washed with water, dried (Na₂SO₄) and evaporated to yield N-(1-acetylcyclohexyl)-4-chlorophenylmethanesulfonamide as a solid (1.5 g, 95%). MS (IS): 330 [MH]⁺



N-(1-Acetylcyclohexyl)-4-chlorophenylmethane
10 sulfonamide (1.02 g, 3.1 mmol) was dissolved in dry DMF (10 mL) under Ar. NaH (60 %, 2.2 eq.) and iodomethane (2 eq.) were added and the mixture was stirred overnight at 120°C. After dilution with water the solution was extracted with ethyl acetate. The organic layer was washed with NaCl
15 solution and water, dried (Na₂SO₄) and concentrated to yield 696 mg (69 %) of the 3-(4-chlorophenyl)-1,4-dimethyl-2-thia-1-azaspiro [4.5] dec-3-ene 2, 2-dioxide, shown below as a solid. MS (IS): 326 [MH]⁺.



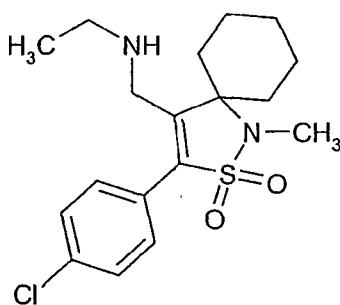
-47-

3-(4-Chlorophenyl)-1,4-dimethyl-2-thia-1-azaspiro [4.5] dec-3-ene 2,2-dioxide (0.63 g, 1.93 mmol) and N-bromo succinimide (1 eq.) were stirred in 60 mL CCl₄ with a catalytic amount of benzoyl peroxide for 3 hours at 85°C.

5 After cooling to room temperature the mixture was diluted with CH₂Cl₂, washed with water, dried (Na₂SO₄) and evaporated to yield 4-bromomethyl-3-(4-chloro-phenyl)-2-methyl-2-thia-1-azaspiro[4.5]dec-3-ene 2,2-dioxide as a syrup. Without further purification the product was dissolved in ethanol

10 (100 mL), ethylamine (70 % solution in water, 20 mL) was added and the mixture was stirred overnight at room temperature. After concentration the residue was dissolved in CH₂Cl₂, washed with water and extracted with 0.5 M HCl. After addition of NaOH and extraction with CH₂Cl₂ the

15 organic layer was dried (Na₂SO₄) and evaporated to yield 3-(4-chlorophenyl)-4-ethylamino methyl-1-methyl-2-thia-1-azaspiro [4.5] dec-3-ene 2,2-dioxide, shown below, as a solid. Yield: 306 mg (43 %) MS (IS): 369 [MH]⁺



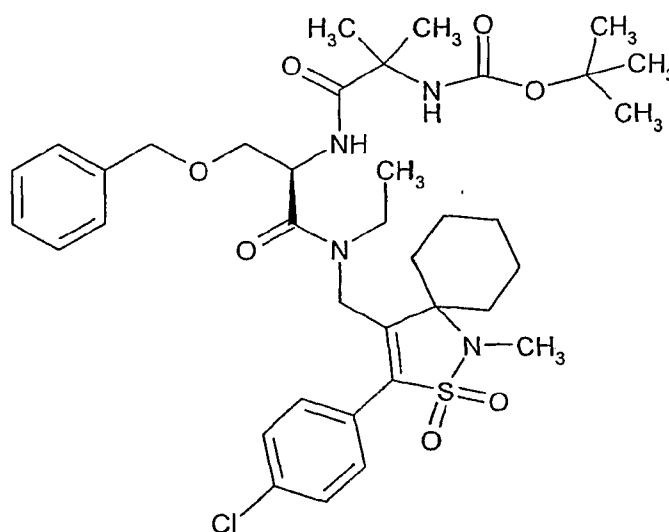
20

2-(R)-2-(2-(N-tert-Butoxycarbonylamino)-2-methyl propionylamino)-3-phenylmethoxypropionic acid (1.2 eq.) in CH₂Cl₂ (15 mL) was stirred for 15 min with

25 dicyclohexylcarbodiimide (1.1 eq.) and 1-hydroxy-7-azabenzotriazole (1.1 eq.), 3-(4-chlorophenyl)-4-ethyl

-48-

aminomethyl-1-methyl-2-thia-1-azaspiro[4.5]dec-3-ene 2,2-dioxide (306 mg, 0.83 mmol) in CH_2Cl_2 (8 mL) was added and the mixture was stirred overnight at room temperature. After filtration the filtrate was diluted with ethyl acetate, washed with 0.1 M citric acid, saturated NaHCO_3 and the organic layer was dried (Na_2SO_4) and evaporated to yield 2-(R)-2-(2-(N-tert-Butoxycarbonylamino)-2-methylpropionylamino)-3-phenylmethoxypropionic acid N-(3-(4-chlorophenyl)-1-methyl-2,2-dioxo-2-thia-1-azaspiro [4.5] dec-3-ene-4-yl (methyl)-N-ethyl amide, shown below (593 mg, 98%) as a colorless oil. MS (IS): 732 $[\text{MH}]^+$.



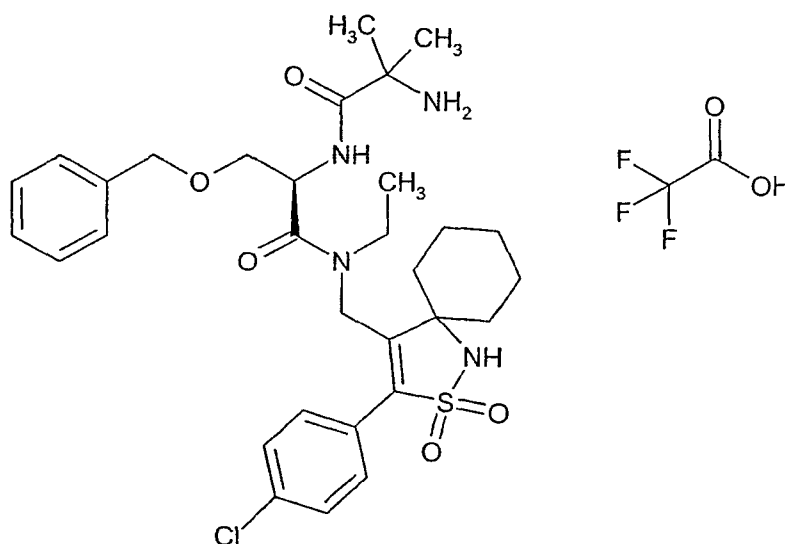
2-(R)-2-(2-(N-tert-Butoxycarbonylamino)-2-methylpropionylamino)-3-phenylmethoxypropionic acid N-(3-(4-chlorophenyl)-1-methyl-2,2-dioxo-2-thia-1-azaspiro [4.5] dec-3-ene-4-yl (methyl)-N-ethyl amide (593 mg, 0.81 mmol) was dissolved in dichloromethane (5 mL) and trifluoroacetic acid (5 mL) and stirred overnight. The mixture was poured into dry ethyl ether (200 mL). The precipitate was filtered off and dried at 50°C under vacuum to yield the title

-49-

compound (520 mg, 86 %) as a solid. MS (IS): 631 [MH]⁺;
m.p. 95-120°C

EXAMPLE 2

5 2-(R)-2-(2-Amino-2-methylpropionylamino)-3-phenylmethoxy-
propionic acid N-(3-(4-chlorophenyl)-2,2-dioxo-2-thia-1-
azaspiro[4.5]dec-3-ene-4-ylmethyl)-N-ethylamide
trifluoroacetate



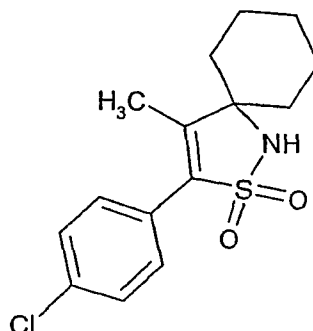
10

The title compound, as shown above, was prepared as follows.

To N-(1-acetylcyclohexyl)-(4-chlorophenyl)methane-
15 sulfonamide (612 mg, 1.86 mmol), from Example 1, in dry DMF
(6 mL) was added NaH (60 %, 2.2 eq.) under Ar. The mixture
was stirred overnight at 120°C, water was added and the
solution was extracted with ethyl acetate. The organic
layer was washed with NaCl solution and water, dried
20 (Na₂SO₄) and concentrated. Recrystallization from ethyl
acetate yielded 0.37 g (64 %) of 3-(4-chlorophenyl)-4-

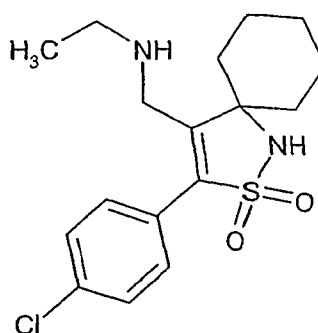
-50-

methyl-2-thia-1-azaspiro [4.5] dec-3-ene, 2,2-dioxide, shown below as a solid. MS (IS): 312 [MH]⁺



5 3-(4-Chlorophenyl)-4-methyl-2-thia-1-azaspiro[4.5]dec-3-ene 2,2-dioxide was brominated to yield 4-bromomethyl-3-(4-chloro-phenyl)-2-thia-1-azaspiro[4.5]dec-3-ene 2,2-dioxide and treated with ethylamine according to the methods described in Example 1. 3-(4-chlorophenyl)-4-

10 ethylaminomethyl-2-thia-1-azaspiro [4.5] dec-3-ene 2,2-dioxide, shown below, was obtained in a yield of 558 mg (74 %). MS (IS): 355 [MH]⁺



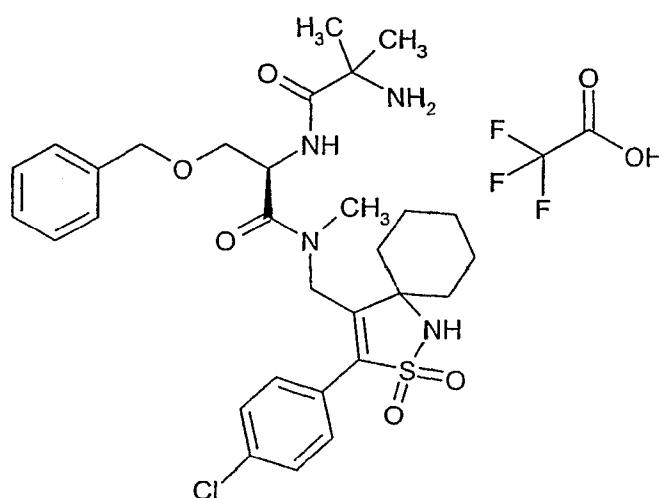
15

The title compound was prepared and deprotected according to the methods described in Example 1. Yield: 930 mg, 83 % MS (IS): 617 [MH]⁺; m.p. 125-135°C

-51-

EXAMPLE 3

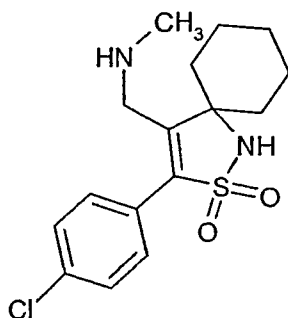
2-(R)-2-(2-Amino-2-methylpropionylamino)-3-phenylmethoxy-
 propionic acid N-(3-(4-chlorophenyl)-2,2-dioxo-2-thia-1-
 5 azaspiro[4.5]dec-3-ene-4-ylmethyl)-N-methylamide
trifluoroacetate



10 The title compound, as shown above, was prepared as follows.

4-Bromomethyl-3-(4-chlorophenyl)-2-thia-1-azaspiro
 [4.5] dec-3-ene 2,2-dioxide, made as described in Example 2,
 (270 mg, 0.69 mmol) was dissolved in ethanol (30 mL).
 15 Methylamine (70 % solution in water, 8 mL) was added and the
 mixture was stirred overnight at room temperature and
 concentrated. The residue was dissolved in CH_2Cl_2 , washed
 with water and extracted with 0.5 M HCl. After addition of
 NaOH and extraction with CH_2Cl_2 the organic layer was dried
 20 (Na_2SO_4) and evaporated to yield 80 mg (34 %) of
 3-(4-Chlorophenyl)-4-methylaminomethyl-2-thia-1-azaspiro
 [4.5] dec-3-ene 2,2-dioxide as a solid. MS (IS): 341 [MH]⁺

-52-

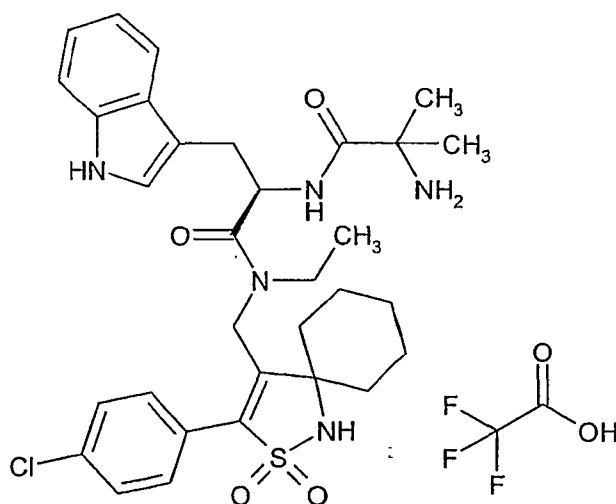


The title compound was prepared and deprotected according to the methods described in Example 1.

5 Yield: 120 mg, 91 %; MS (IS): 603 [MH]⁺; m.p. 143-145°C

EXAMPLE 4

2-(R)-2-(2-Amino-2-methylpropionylamino)-3-(3-indolyl)
 propionic acid N-(3-(4-chlorophenyl)-2,2-dioxo-2-thia-1-
 10 azaspiro[4.5]dec-3-ene-4-ylmethyl)-N-ethylamide
trifluoroacetate



15

-53-

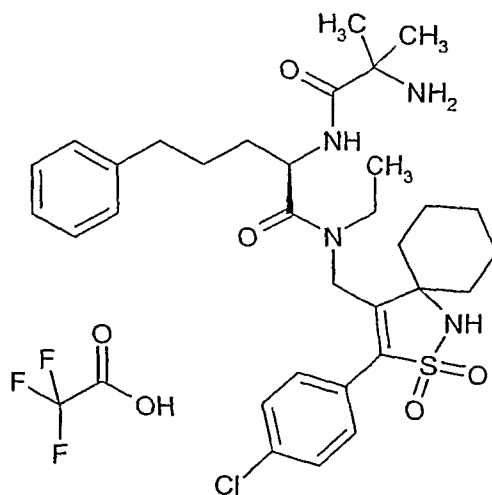
The title compound, shown above, was prepared by coupling 2-(R)-2-(2-(N-tert-butoxycarbonylamino)-2-methylpropionylamino)-3-(3-indolyl)propionic acid (1.2 eq.) with 3-(4-chlorophenyl)-4-ethylaminomethyl-2-thia-1-azaspiro[4.5]dec-3-ene 2,2-dioxide, as described in Example 2, and subsequent deprotection according to the methods described in Example 1. Yield: 68 mg, 60 %; MS (IS): 626 [MH]⁺; m.p. 170-175°C

10

EXAMPLE 5

2-(R)-2-(2-Amino-2-methylpropionylamino)-5-phenyl-pentanoic acid N-(3-(4-chlorophenyl)-2,2-dioxo-2-thia-1-azaspiro[4.5]dec-3-ene-4-ylmethyl)-N-ethylamide trifluoroacetate

15



The title compound, shown above, was prepared by coupling 2-(R)-2-(2-(N-tert-butoxycarbonylamino)-2-methylpropionylamino)-5-phenylpentanoic acid (1.2 eq.) with 3-(4-chlorophenyl)-4-ethylaminomethyl-2-thia-1-azaspiro[4.5]dec-3-ene 2,2-dioxide, as described in Example

20

-54-

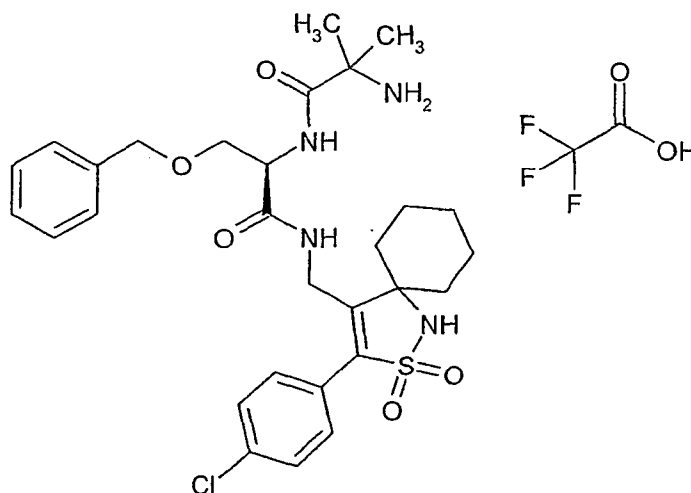
2, and subsequent deprotection according to the methods described in Example 1. Yield: 78 mg, 70 %; MS (IS): 615 [MH]⁺; m.p. 130-140°C

5

EXAMPLE 6

2-(R)-2-(2-Amino-2-methylpropionylamino)-3-phenylmethoxypropionic acid N-(3-(4-chlorophenyl)-2,2-dioxo-2-thia-1-azaspiro[4.5]dec-3-ene-4-ylmethyl)amide trifluoroacetate

10



The title compound, as shown, above, was prepared as follows.

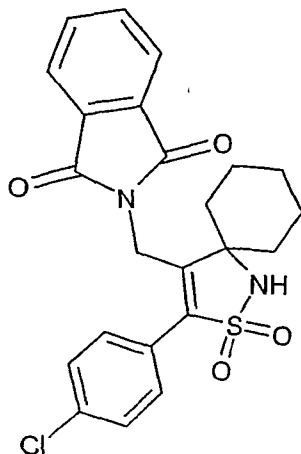
15

A solution of 4-bromomethyl-3-(4-chlorophenyl)-2-thia-1-azaspiro[4.5]dec-3-ene 2,2-dioxide, synthesized as described in Example 2, (154 mg, 0.40 mmol) and potassium phthalimide (2 eq.) in DMF (15 mL) was stirred at 80°C for 17 h, after cooling to room temperature diluted with CH₂Cl₂ and washed with water and NaHCO₃ solution. The organic layer was dried (Na₂SO₄) and evaporated to yield 180 mg (100 %) of 3-(4-Chlorophenyl)-4-(N-phthalimido) methyl-2-thia-1-

20

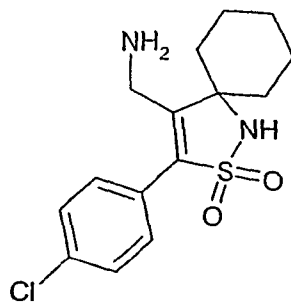
-55-

azaspiro[4.5]dec-3-ene 2,2-dioxide, as shown below, as a white solid. MS (IS): 457 [MH]⁺.



5

3-(4-Chlorophenyl)-4-(N-phthalimido)methyl-2-thia-1-azaspiro[4.5]dec-3-ene 2,2-dioxide (159 mg, 0.35 mmol) and ethylenediamine (4.5 mL) were dissolved in dry n-butanol (25 mL) and stirred overnight at 90°C. The mixture was then
10 diluted with ethyl acetate, washed with NaCl solution and water and extracted with 0.5 M HCl. After addition of NaOH and extraction with ethyl acetate the organic layer was dried (Na₂SO₄) and evaporated to yield 77 mg (68 %) of 4-Aminomethyl-3-(4-chlorophenyl)-2-thia-1-azaspiro[4.5]dec-3-ene 2,2-dioxide, shown below, as a solid MS (IS): 327 [MH]⁺
15



-56-

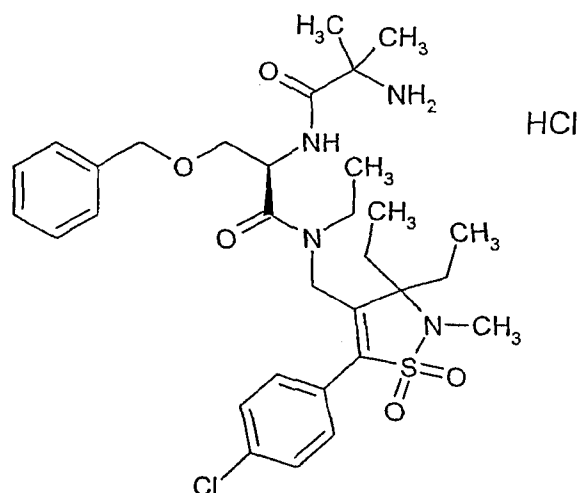
The title compound was prepared and deprotected according to the methods described in Example 1. Yield: 66 mg, 61 %; MS (IS): 589 [MH]⁺; m.p. >110°C (decomp.)

5

EXAMPLE 7

2-(R)-2-(2-Amino-2-methylpropionylamino)-3-phenylmethoxy-propionic acid N-(5-(4-chlorophenyl)-3,3-diethyl-2-methyl-1,1-dioxo-2,3-dihydroisothiazol-4-ylmethyl)-N-ethylamide
hydrochloride

10

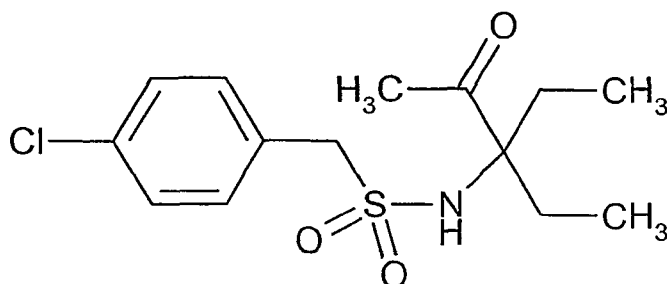


15

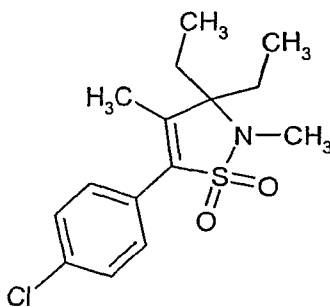
The title compound, as shown above, was prepared as follows.

-57-

4-Chlorophenyl-N-(1,1-diethyl-2-oxo-propyl) methane-sulfonamide, shown below, was prepared from 4-chlorophenylmethanesulfonyl chloride and 1,1-diethylpropargyl-amine according to the methods described in Example 1.
5 Yield: 1.2 g, 69 %; MS (IS): 318 [MH]⁺



10 5-(4-Chlorophenyl)-3,3-diethyl-2,4-dimethyl-2,3-dihydroisothiazol 1,1-dioxide, shown below, was prepared according to the methods described in Example 1.
Yield: 580 mg, 100 %; MS (IS): 336 [MNa]⁺, 314 [MH]⁺

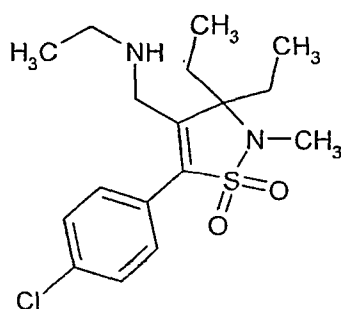


15

-58-

5- (4-chlorophenyl) -4-ethylaminomethyl-3,3-diethyl-2-methyl-2,3-dihydroisothiazol 1,1-dioxide, shown below, was prepared according to the methods described in Example 1.

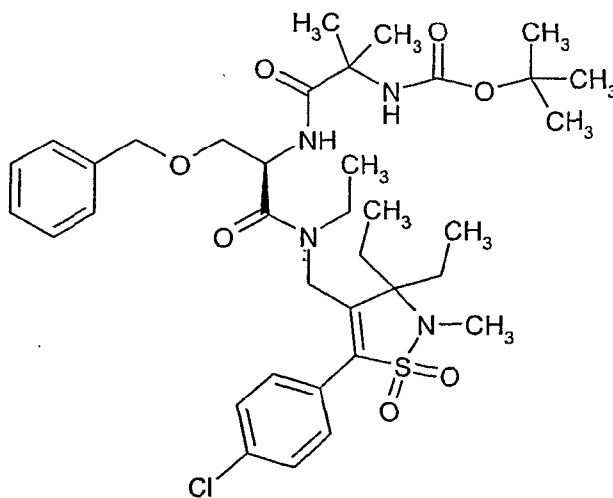
5 Yield: 257 mg, 39 %; MS (IS): 357 [MH]⁺.



10 2- (R) -2- (2- (N-tert-Butoxycarbonylamino) -2-methylpropionyl -amino) -3-phenyl-methoxypropionic acid N-(5-(4-chloro-phenyl) -3,3-diethyl-2-methyl-1,1-dioxo-2,3-dihydro-isothiazol-4-ylmethyl) -N-ethylamide, shown below, was prepared according to the methods described in Example

15 1.

Yield: 258 mg, 50 %; MS (IS): 719 [MH]⁺

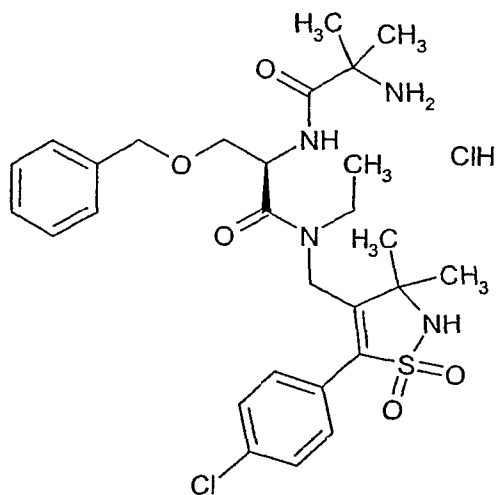


-59-

2- (R) -2- (2- (N-tert-Butoxycarbonylamino) -2-methyl-
propionylamino) -3-phenylmethoxypropionic acid N-(5-(4-
chlorophenyl) -3,3-diethyl-2-methyl-1,1-dioxo-2,3-dihydro-
5 isothiazol-4-ylmethyl) -N-ethylamide (258 mg, 0.36 mmol) was
dissolved in ethanol saturated with HCl (15 mL) and stirred
overnight at room temperature. The solution was concentrated
to a volume of 3 mL and poured into dry diethylether (100
mL). The title compound, as a precipitate, was filtered off
10 and dried at 50°C under vacuum. Yield: 95 mg, 43 %; MS
(IS): 619 [MH]⁺; m.p. 111-118°C

EXAMPLE 8

15 2- (R) -2- (2-Amino-2-methylpropionylamino) -3-
phenylmethoxypropionic acid N-(5-(4-chlorophenyl) -3,3-
dimethyl-1,1-dioxo-2,3-dihydroisothiazol-4-ylmethyl) -N-
ethylamide hydrochloride



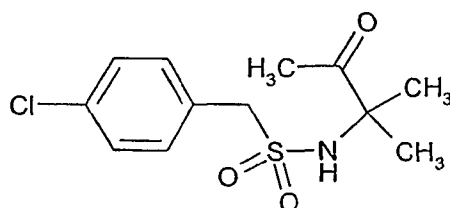
20

The title compound, shown above, was prepared as follows.

-60-

4-Chlorophenyl-N-(1,1-dimethyl-2-oxopropyl) methanesulfonamide, shown below, was prepared from 4-chlorophenyl-methanesulfonyl chloride and 1,1-dimethyl-propargylamine according to the methods described in Example

5 1. Yield: 1.58 g, 30 %; MS (ES): 290 [MH]⁺

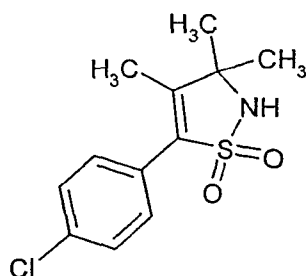


10

5-(4-chlorophenyl)-3,3,4-trimethyl-2,3-dihydroisothiazol 1,1-dioxide shown below, was prepared according to the methods described in Example 2.

Yield: 1.78 g, 94 %; MS (ES): 272 [MH]⁺.

15

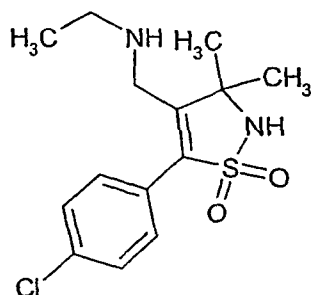


20

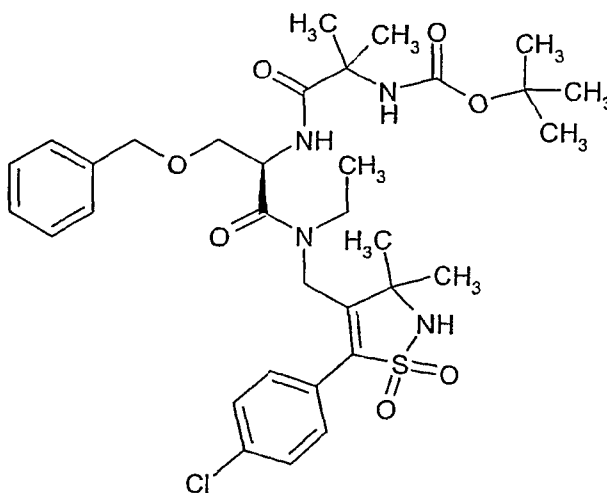
5-(4-Chlorophenyl)-4-ethylaminomethyl-3,3-dimethyl-2,3-dihydroisothiazol 1,1-dioxide, shown below, was prepared according to the methods described in Example 1.

Yield: 670 mg, 53 %; MS (ES): 315 [MH]⁺.

-61-



2-(R)-2-(2-(N-tert-butoxycarbonylamino)-2-methyl-propionylamino)-3-phenylmethoxypropionic acid N-(5-(4-chlorophenyl)-3,3-dimethyl-1,1-dioxo-2,3-dihydro-isothiazol-4-ylmethyl)-N-ethylamide, shown below, was prepared according to the methods described in Example 1. Yield: 1.0 g, 92 %; MS (ES): 677 [MH]⁺.



10

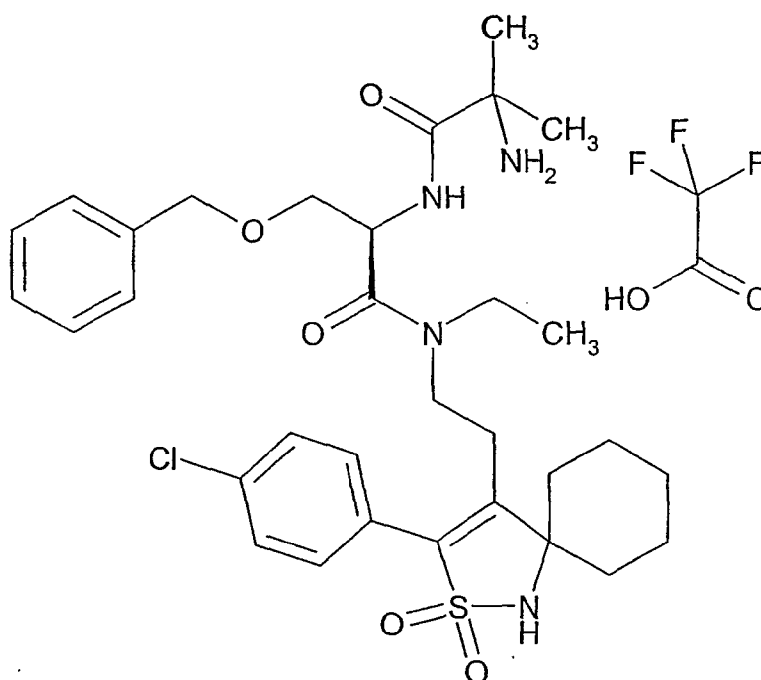
The title compound was prepared according to the methods described in Example 7. Yield: 370 mg, 41 %; MS (ES): 579 [MH]⁺; m.p. 107-113°C.

15

- 62 -

EXAMPLE 9

2- (R) -2- (2-Amino-2-methylpropionylamino) -3-phenylmethoxy-
 propionic acid N-(2-(3-(4-chlorophenyl)-2,2-dioxo-2-thia-1-
 5 azaspiro[4.5]dec-3-ene-4-yl)ethyl)-N-ethylamide
 trifluoroacetate



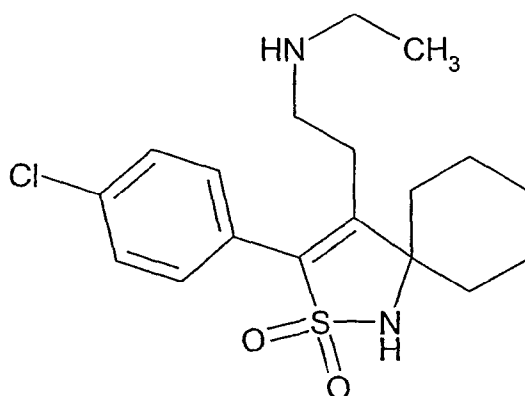
10 The title compound, shown above, was prepared as follows.

To a solution of tetramethylethylenediamine (5 eq.) in THF (60 mL) under Ar were added at -75°C sec-butyllithium (5 eq., in hexane) and N-tert-butoxycarbonyl-ethylmethylamine
 15 (5 eq.). The mixture was stirred for 7 h at -75°C , 4-bromomethyl-3-(4-chloro-phenyl)-2-thia-1-azaspiro[4.5]dec-3-ene 2,2-dioxide (870 mg, 2.23 mmol) in THF (15 mL) was added and the mixture was stirred overnight at room temperature. After addition of acetic acid and saturated NaHCO_3 the

-63-

solution was extracted with ethyl acetate. The organic layer was dried (Na_2SO_4) and evaporated. The residue was dissolved in CH_2Cl_2 (3 mL) and trifluoroacetic acid (3 mL), stirred for 2 h and after neutralization with NaHCO_3 was
5 extracted with ethyl acetate. The organic layer was dried (Na_2SO_4) and concentrated. After addition of diethylether, 3-(4-chlorophenyl)-4-(2-ethylamino)ethyl-2-thia-1-azaspiro [4.5] dec-3-ene 2,2-dioxide, shown below, was obtained as white crystals. Yield: 52 mg, 6.3 %; MS (IS): 369 $[\text{MH}]^+$.

10



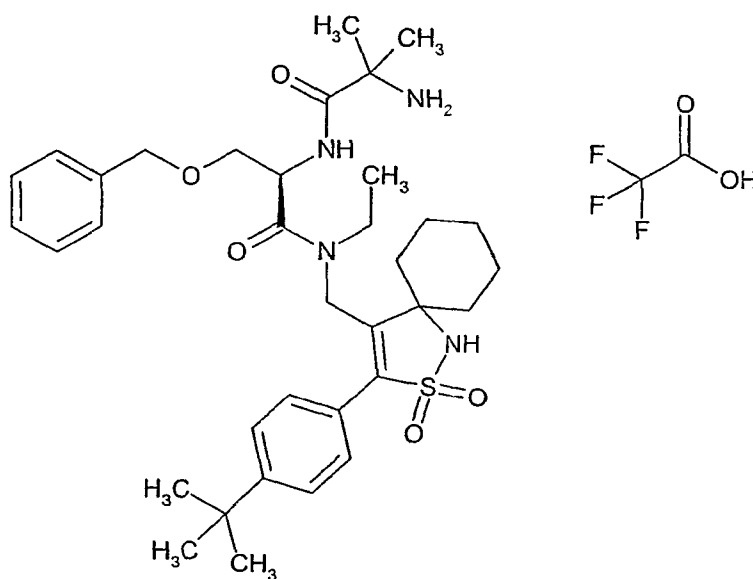
The title compound was prepared and deprotected according to the methods described in Example 1.

15 Yield: 70 mg, 69 %; S (IS): 631 $[\text{MH}]^+$; m.p. $>90^\circ\text{C}$ (decomp.)

-64-

EXAMPLE 10

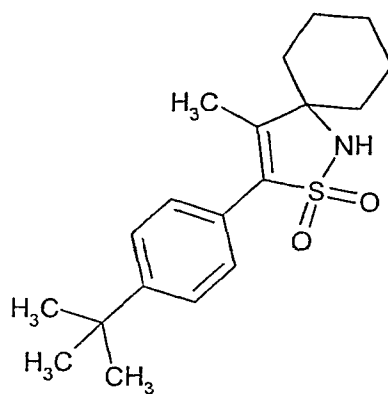
2-(R)-2-(2-Amino-2-methylpropionylamino)-3-phenylmethoxy-
propionic acid N-(3-(4-tert-butylphenyl)-2,2-dioxo-2-thia-1-
5 azaspiro[4.5]dec-3-ene-4-ylmethyl)-N-ethylamide
trifluoroacetate



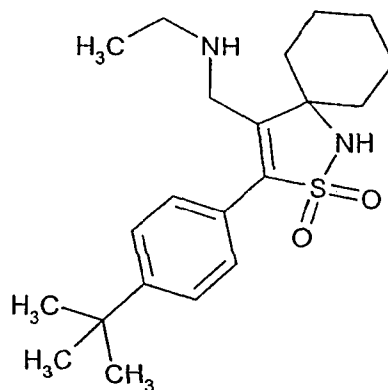
10 The title compound, as shown above, was prepared as follows.

-65-

3-(4-tert-Butylphenyl)-4-methyl-2-thia-1-azaspiro [4.5] dec-3-ene 2,2-dioxide, shown below, was prepared from 4-tert-butyl-benzylchloride and 1-ethynyl-1-cyclohexylamine according to the methods described in Examples 1 and 2.
5 Yield: 1.23 g, 37 %; MS (IS): 334 [MH]⁺.



10 3-(4-tert-Butylphenyl)-4-ethylaminomethyl-2-thia-1-azaspiro[4.5]dec-3-ene 2,2-dioxide, shown below, was prepared according to the methods described in Example 1. Yield: 318 mg, 39 %; MS (IS): 377 [MH]⁺.



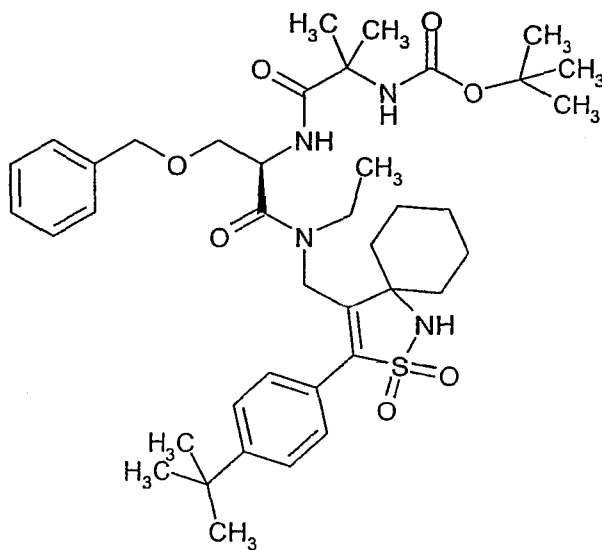
15

2-(R)-2-(2-(N-tert-Butoxycarbonylamino)-2-methyl-propionylamino)-3-phenyl-methoxypropionic acid N-(3-(4-tert-

-66-

butylphenyl)-2,2-dioxo-2-thia-1-azaspiro[4.5]dec-3-ene-4-ylmethyl)-N-ethylamide, shown below, was prepared according to the method described in Example 1. Yield: 523 mg, 83%; MS (IS): 740 [MH]⁺.

5



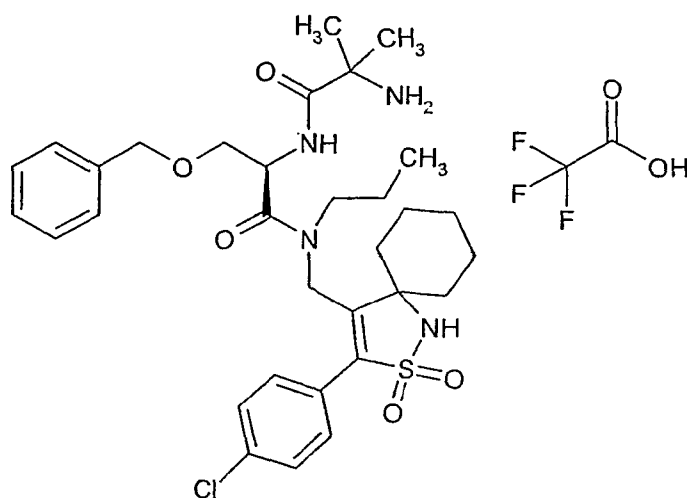
The title compound was prepared according to the method described in Example 1. Yield: 291 mg, 55 %; MS (IS): 639 [MH]⁺; m.p. 234°C.

10

-67-

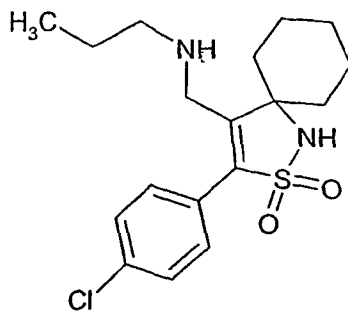
EXAMPLE 11

2-(R)-2-(2-Amino-2-methylpropionylamino)-3-phenylmethoxy-
propionic acid N-(3-(4-chloro-phenyl)-2,2-dioxo-2-thia-1-
 5 azaspiro[4.5]dec-3-ene-4-ylmethyl)-N-propylamide
trifluoroacetate



10 The title compound, as shown above, was prepared as follows.

3-(4-Chlorophenyl)-4-propylaminomethyl-2-thia-1-azaspiro [4.5] dec-3-ene 2,2-dioxide was prepared according to the methods described in Example 3 using propylamine
 15 instead of methylamine. Yield: 72 mg, 57 %; MS (IS): 369 [MH]⁺.



03/1720

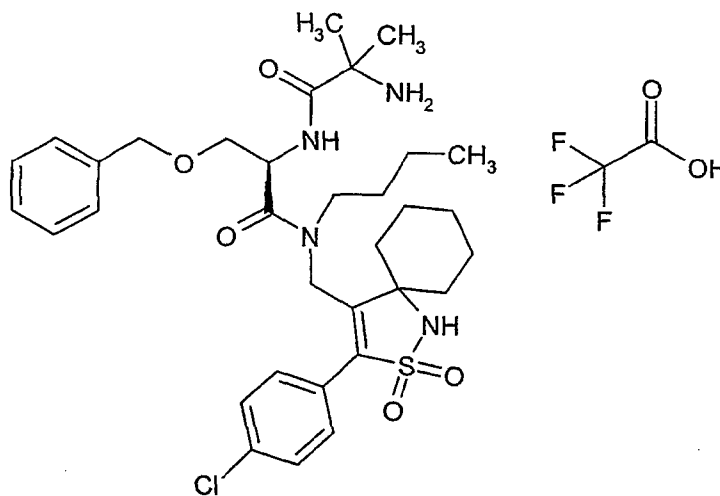
The title compound was prepared and deprotected according to the methods described in Example 1.
Yield: 80 mg, 70 %; MS (IS): 631 [MH]⁺; m.p. 136-138°C.

5

EXAMPLE 12

2-(R)-2-(2-Amino-2-methylpropionylamino)-3-phenylmethoxypropionic acid N-butyl-N-(3-(4-chlorophenyl)-2,2-dioxo-2-thia-1-azaspiro[4.5]dec-3-ene-4-ylmethyl)amide
trifluoroacetate

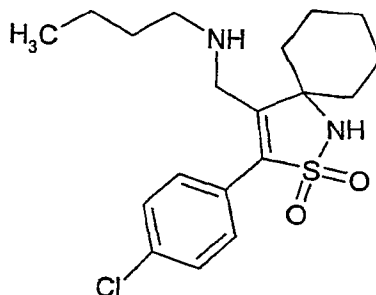
10



15 The title compound, as shown above, was prepared as follows.

-69-

4-Butylaminomethyl-3-(4-chlorophenyl)-2-thia-1-azaspiro
[4.5] dec-3-ene 2,2-dioxide was prepared according to the
methods described in Example 3 using butylamine instead of
5 methylamine. Yield: 76 mg, 51%; MS (IS): 383 [MH]⁺.

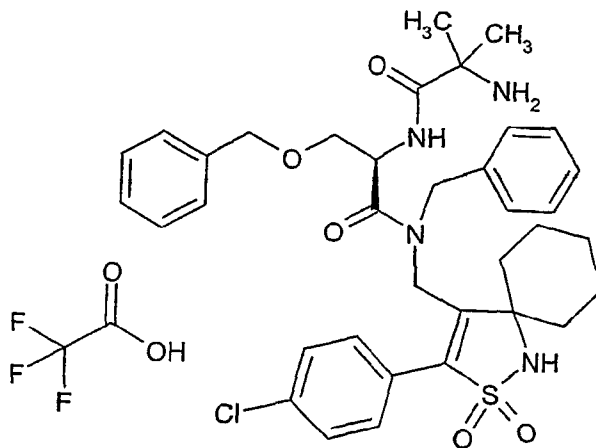


The title compound was prepared and deprotected
according to the methods described in Example 1.
10 Yield: 65 mg, 56 %; MS (IS): 645 [MH]⁺; m.p. 145-147°C.

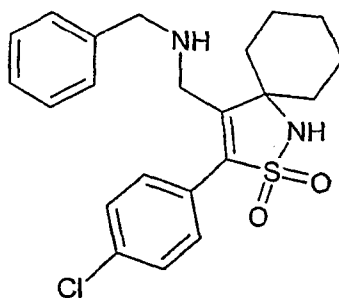
-70-

EXAMPLE 13

2-(R)-2-(2-Amino-2-methylpropionylamino)-3-phenylmethoxy-
 propionic acid N-benzyl-N-(3-(4-chlorophenyl)-2,2-dioxo-2-
 5 thia-1-azaspiro[4.5]dec-3-ene-4-ylmethyl)amide
 trifluoroacetate



10 The title compound, as shown above, was prepared as follows.



15 4-Benzylaminomethyl-3-(4-chlorophenyl)-2-thia-1-azaspiro[4.5]dec-3-ene 2,2-dioxide, shown above, was prepared according to the methods described in Example 3

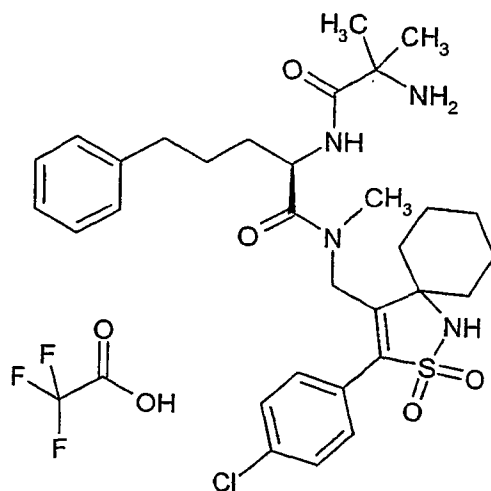
-71-

using benzylamine instead of methylamine. Yield: 86 mg, 53 %; MS (IS): 467 [MH]⁺.

The title compound was prepared and deprotected according to the methods described in Example 1. Yield: 23 mg, 20 %; MS (IS): 679 [MH]⁺; m.p. 124-128°C.

EXAMPLE 14

10 2-(R)-2-(2-Amino-2-methylpropionylamino)-5-phenyl-pentanoic acid N-(3-(4-chlorophenyl)-2,2-dioxo-2-thia-1-azaspiro[4.5]dec-3-ene-4-ylmethyl)-N-methylamide trifluoroacetate



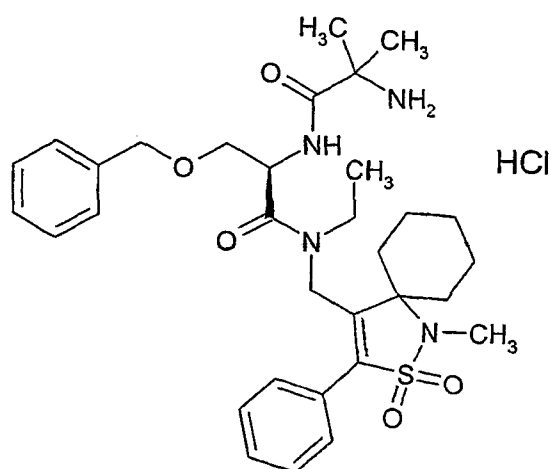
15

The title compound was prepared by coupling 2-(R)-2-(2-(N-tert-butoxycarbonylamino)-2-methylpropionylamino)-5-phenylpentanoic acid (1.2 eq.) with 3-(4-chlorophenyl)-4-methylaminomethyl-2-thia-1-azaspiro[4.5]dec-3-ene 2,2-dioxide (Example 3) and subsequent deprotection according to the methods described in Example 1. Yield: 100 mg, 91 %; MS (IS): 601 [MH]⁺; m.p. 120-123°C.

-72-

EXAMPLE 15

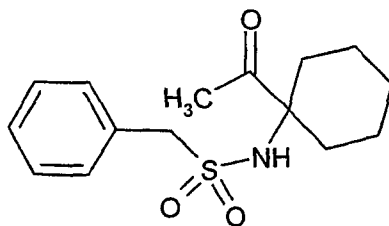
2-(R)-2-(2-Amino-2-methylpropionylamino)-3-phenylmethoxy-
 propionic acid N-ethyl-N-(1-methyl-2,2-dioxo-3-phenyl-2-
 5 thia-1-azaspiro[4.5]dec-3-ene-4-ylmethyl)amide hydrochloride



The title compound, as shown above, was prepared as
 10 follows.

N-(1-Acetylcyclohexyl)phenylmethanesulfonamide was
 prepared from phenylmethane-sulfonylchloride and 1-
 ethynylcyclohexylamine according to the methods described in
 Example 1. Yield: 6 g, 73 %; MS (IS): 296 [MH]⁺.

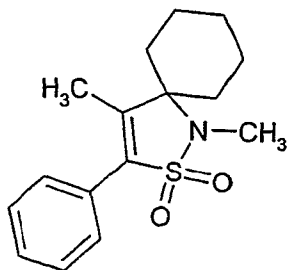
15



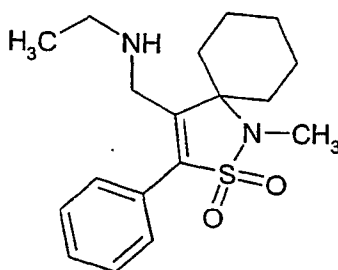
1,4-Dimethyl-3-phenyl-2-thia-1-azaspiro[4.5]dec-3-ene
 2,2-dioxide, shown below, was prepared according to the

-73-

methods described in Example 1. Yield: 2.08 g, 99 %; MS (IS): 292 [MH]⁺.



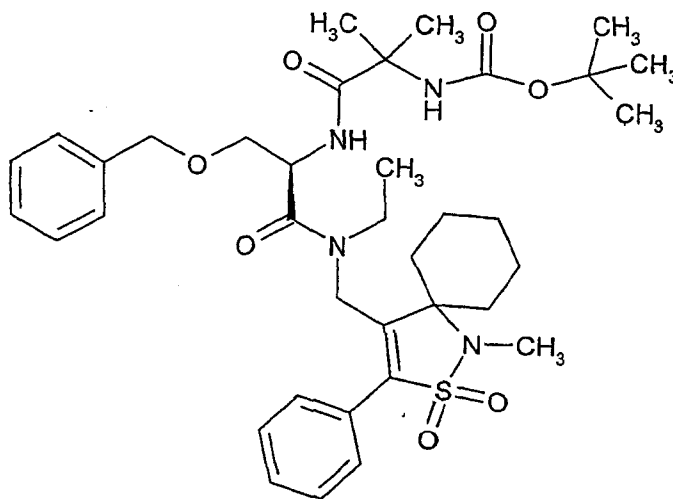
5 4-Ethylaminomethyl-1-methyl-3-phenyl-2-thia-1-azaspiro [4.5] dec-3-ene 2,2-dioxide, shown below, was prepared according to the methods described in Example 1. Yield: 1.2 g, 50 %; MS (IS): 335 [MH]⁺.



10

-74-

2-(R)-2-(2-(N-tert-Butoxycarbonylamino)-2-methyl-propionylamino)-3-phenylmethoxy-propionic acid N-ethyl-N-(1-methyl-2,2-dioxo-3-phenyl-2-thia-1-azaspiro[4.5]dec-3-ene-4-ylmethyl)amide, shown below, was prepared according to the methods described in Example 1. Yield: 640 mg, 98 %; MS (IS): 697 [MH]⁺.

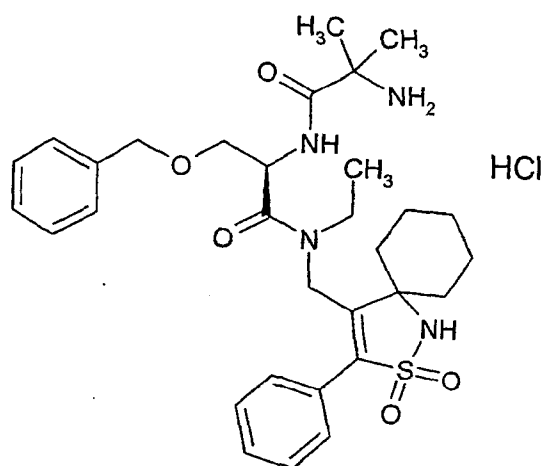


10 The title compound was prepared according to the methods described in Example 7. Yield: 1.2 g, 50 %; MS (IS): 597 [MH]⁺; m.p. >106°C (decomp.)

-75-

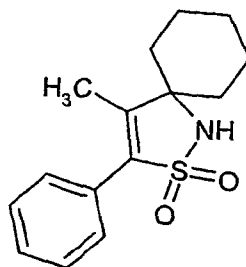
EXAMPLE 16

2-(R)-2-(2-Amino-2-methylpropionylamino)-3-phenyl-
methoxypropionic acid N-ethyl-N-(2,2-dioxo-3-phenyl-2-thia-
1-azaspiro[4.5]dec-3-ene-4-ylmethyl)amide hydrochloride



The title compound, as shown above, was prepared as
10 follows.

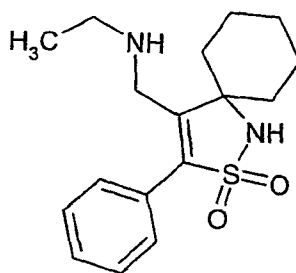
4-Methyl-3-phenyl-2-thia-1-azaspiro[4.5]dec-3-ene 2,2-
dioxide, shown below, was prepared from N-(1-
acetylcyclohexyl)-phenylmethanesulfonamide, prepared in
Example 15, according to the methods described in Example 2.
15 Yield: 1.7 g, 70 %; MS (IS): 278 [MH]⁺.



4-Ethylaminomethyl-3-phenyl-2-thia-1-azaspiro[4.5]dec-
3-ene 2,2-dioxide, shown below, was prepared according to

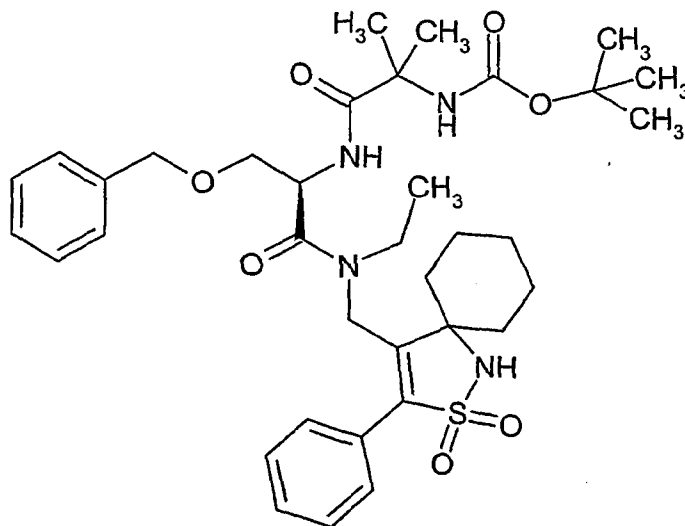
-76-

the methods described in Example 1. Yield: 440 mg, 22 %; MS (IS): 321 [MH]⁺.



2-(R)-2-(2-(N-tert-butoxycarbonylamino)-2-methyl-
5 propionylamino)-3-phenylmethoxy-propionic acid N-ethyl-N-
(2,2-dioxo-3-phenyl-2-thia-1-azaspiro[4.5]dec-3-ene-4-
ylmethyl)amide, shown below, was prepared according to the
methods described in Example 1. Yield: 900 mg, 96 %; MS
(IS): 683 [MH]⁺.

10



15

20

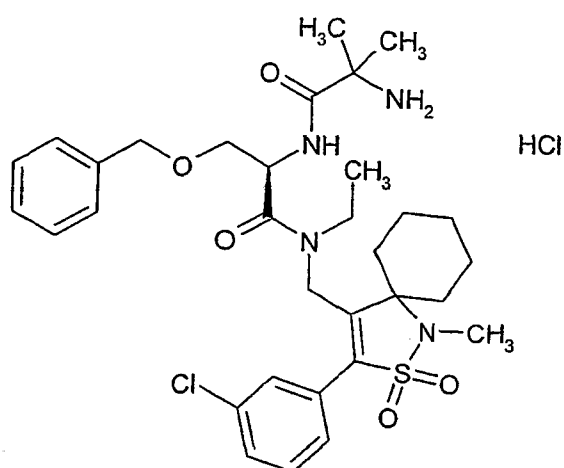
The title compound was prepared according to the
methods described in Example 7. Yield: 450 mg, 55 %; MS
(IS): 583 [MH]⁺; m.p. >94°C (decomp.)

25

-77-

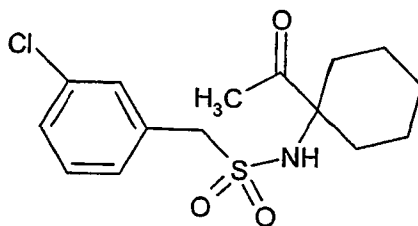
EXAMPLE 17

2-(R)-2-(2-Amino-2-methylpropionylamino)-3-phenylmethoxy-
 propionic acid N-(3-(3-chlorophenyl)-1-methyl-2,2-dioxo-2-
 5 thia-1-azaspiro[4.5]dec-3-ene-4-ylmethyl)-N-ethylamide
 hydrochloride



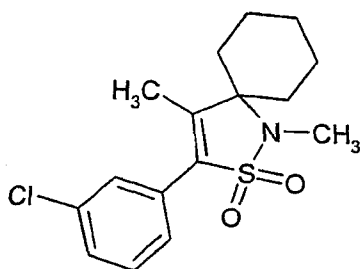
The title compound, as shown above, was prepared as
 10 follows.

N-(1-Acetylcyclohexyl)-3-chlorophenylmethane-
 sulfonamide, shown below, was prepared from 3-chlorobenzyl-
 chloride and 1-ethynylcyclohexylamine according to the
 methods described in Example 1. Yield: 0.77 g, 35 %; MS
 15 (IS): 330 [MH]⁺.

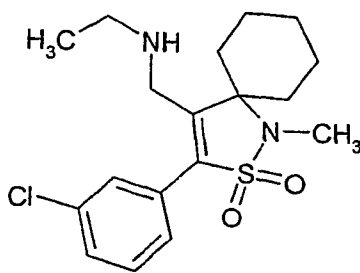


-78-

3-(3-Chlorophenyl)-1,4-dimethyl-2-thia-1-azaspiro [4.5] dec-3-ene 2,2-dioxide, shown below, was prepared according to the methods described in Example 1. Yield: 0.7 g, 94 %;
5 MS (IS): 326 [MH]⁺.

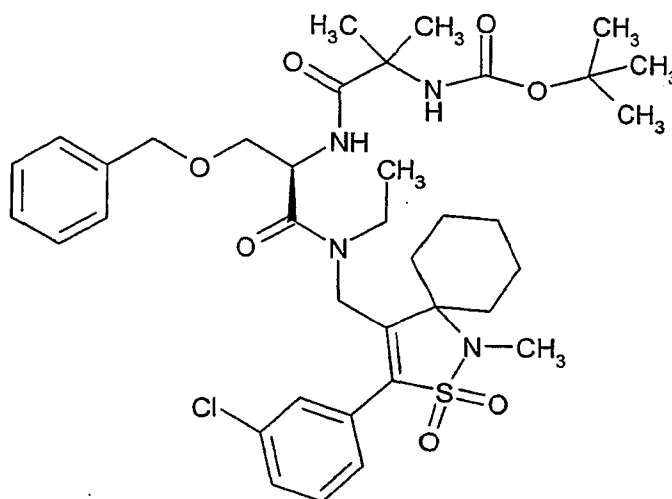


3-(3-Chlorophenyl)-4-ethylaminomethyl-1-methyl-2-thia-1-azaspiro[4.5]dec-3-ene 2,2-dioxide, shown below, was prepared according to the methods described in Example 1.
10 Yield: 230 mg, 31 %; MS (IS): 369 [MH]⁺.



-79-

2-(R)-2-(2-(N-tert-butoxycarbonylamino)-2-methyl-propionylamino)-3-phenylmethoxypropionic acid N-(3-(3-chlorophenyl)-1-methyl-2,2-dioxo-2-thia-1-azaspiro[4.5]dec-3-ene-4-ylmethyl)-N-ethylamide was prepared according to the methods described in Example 1. Yield: 430 mg, 98 %; MS (IS): 731 [MH]⁺.

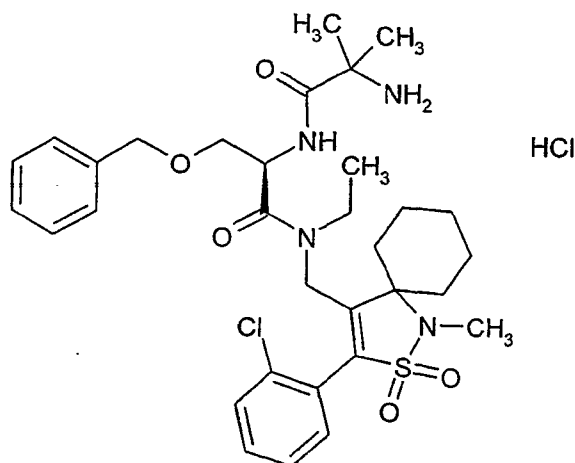


10 The title compound was prepared according to the methods described in Example 7. Yield: 340 mg, 89 %; MS (IS): 631 [MH]⁺; m.p. >128°C (decomp.)

-80-

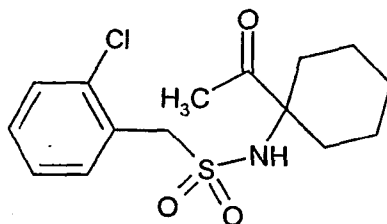
EXAMPLE 18

2-(R)-2-(2-Amino-2-methylpropionylamino)-3-phenylmethoxy-
 propionic acid N-(3-(2-chlorophenyl)-1-methyl-2,2-dioxo-2-
 5 thia-1-azaspiro[4.5]dec-3-ene-4-ylmethyl)-N-ethylamide
 hydrochloride



The title compound, as shown above, was prepared as
 10 follows.

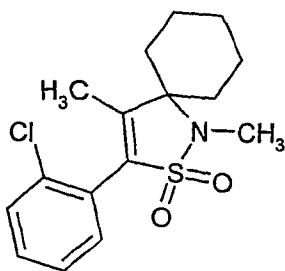
N-(1-Acetylcyclohexyl)-2-chlorophenylmethane-
 sulfonamide, shown below, was prepared from 2-
 chlorobenzylchloride and 1-ethynylcyclohexylamine according
 to the methods described in Example 1. Yield: 1.67 g, 35 %;
 15 MS (IS): 330 [MH]⁺.



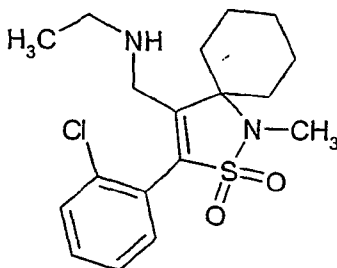
3-(2-Chlorophenyl)-1,4-dimethyl-2-thia-1-azaspiro [4.5]
 dec-3-ene 2,2-dioxide, shown below, was prepared according

-81-

to the methods described in Example 1. Yield: 630 mg, 39 %;
MS (IS): 326 [MH]⁺.

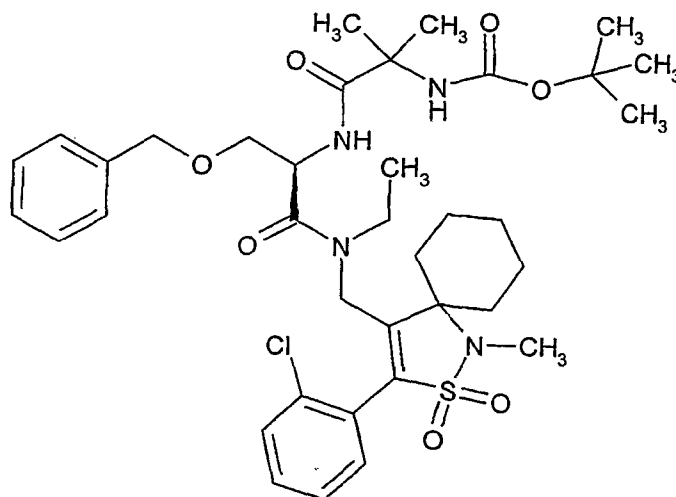


3-(2-Chlorophenyl)-4-ethylaminomethyl-1-methyl-2-thia-
5 1-azaspiro[4.5]dec-3-ene 2,2-dioxide, shown below, was
prepared according to the methods described in Example 1.
Yield: 230 mg, 30 %; MS (IS): 369 [MH]⁺.



-82-

2-(R)-2-(2-(N-tert-Butoxycarbonylamino)-2-methyl-propionylamino)-3-phenylmethoxy-propionic acid N-(3-(2-chlorophenyl)-1-methyl-2,2-dioxo-2-thia-1-azaspiro [4.5] dec-3-ene-4-ylmethyl)-N-ethylamide was prepared according to
5 the methods described in Example 1. Yield: 430 mg, 98 %; MS (IS): 731 [MH]⁺.



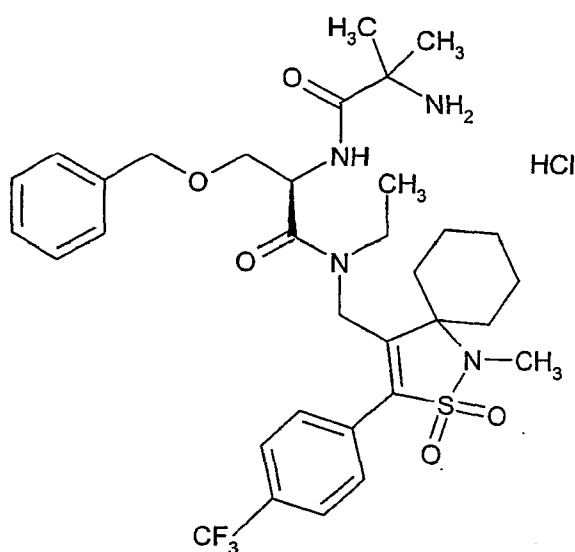
10 The title compound was prepared according to the methods described in Example 7. Yield: 310 mg, 81 %; MS (IS): 631 [MH]⁺; m.p. >130°C (decomp.)

- 83 -

EXAMPLE 19

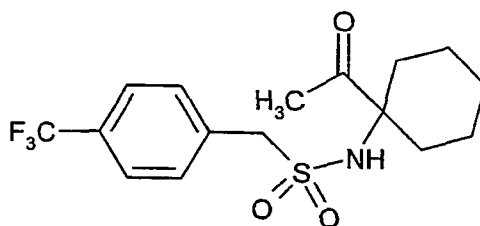
2-(R)-2-(2-Amino-2-methylpropionylamino)-3-phenyl-methoxypropionic acid N-ethyl-N-1-methyl-2,2-dioxo-3-(4-trifluoromethylphenyl)-2-thia-1-azaspiro[4.5]dec-3-ene-4-ylmethyl)amide hydrochloride

5



The title compound, as shown above, was prepared as follows.

- 10 N-(1-Acetylcyclohexyl)-(4-trifluoromethylphenyl) methanesulfonamide was prepared from 4-trifluoromethylbenzylchloride and 1-ethynylcyclohexylamine according to the methods described in Example 1. Yield: 1.38 g, 33 %; MS (IS): 364 [MH]⁺.

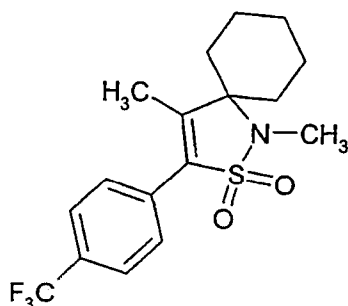


15

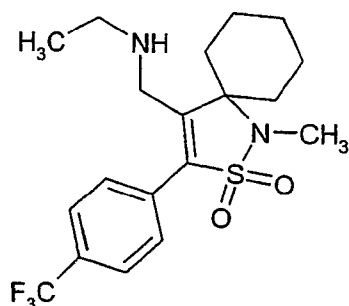
1,4-Dimethyl-3-(4-trifluoromethylphenyl)-2-thia-1-azaspiro[4.5]dec-3-ene 2,2-dioxide, shown below, was

-84-

prepared according to the methods described in Example 1.
Yield: 1.3 g, 97 %; MS (IS): 360 [MH]⁺.

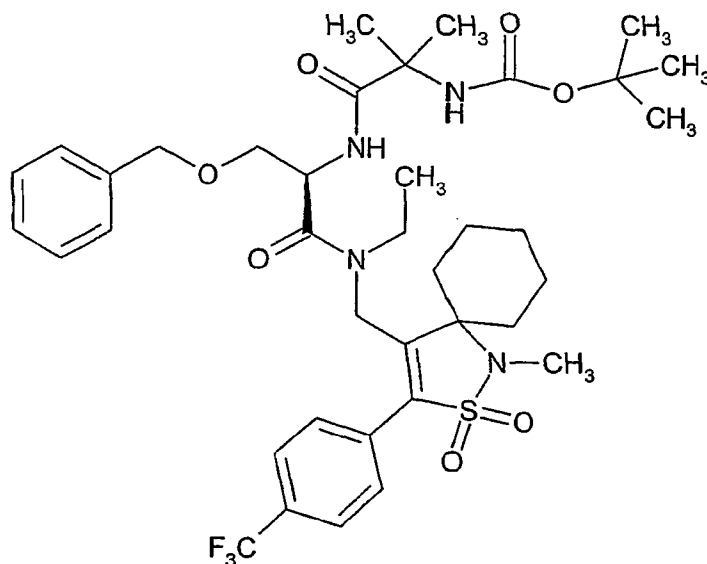


4-Ethylaminomethyl-1-methyl-3-(4-trifluoromethyl-
5 phenyl)-2-thia-1-azaspiro[4.5]dec-3-ene 2,2-dioxide was
prepared according to the methods described in Example 1.
Yield: 630 mg, 42 %; MS (IS): 403 [MH]⁺.



-85-

2-(R)-2-(2-(N-tert-Butoxycarbonylamino)-2-methyl-propionylamino)-3-phenylmethoxy-propionic acid N-ethyl-N-(1-methyl-2,2-dioxo-3-(4-trifluoromethylphenyl)-2-thia-1-azaspiro[4.5]dec-3-ene-4-ylmethyl)amide, shown below, was prepared according to the methods described in Example 1. Yield: 330 mg, 96 %; MS (IS): 765 [MH]⁺.

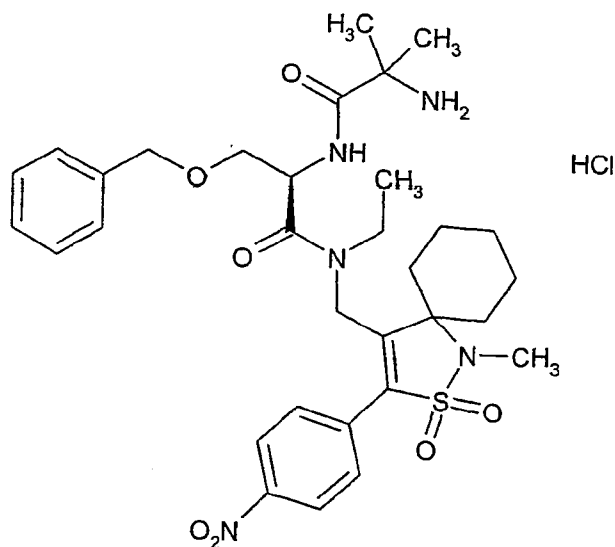


10 The title compound was prepared according to the methods described in Example 7. Yield: 160 mg, 56 %; MS (IS): 665 [MH]⁺; m.p. >110°C (decomp.)

-86-

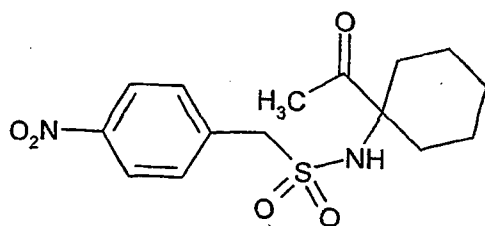
EXAMPLE 20

2-(R)-2-(2-Amino-2-methylpropionylamino)-3-phenylmethoxy-
 propionic acid N-ethyl-N-(1-methyl-3-(4-nitrophenyl)-2,2-
 dioxo-2-thia-1-azaspiro[4.5]dec-3-ene-4-ylmethyl) amide
 hydrochloride



The title compound, as shown above, was prepared as
 follows.

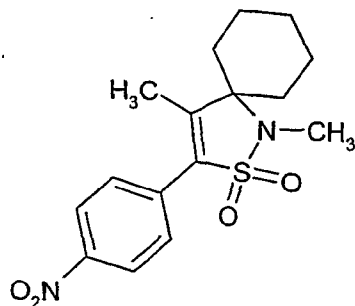
N-(1-acetylcyclohexyl)-(4-nitrophenyl) methane-
 sulfonamide was prepared from 4-nitrobenzyl-chloride and 1-
 ethynylcyclohexylamine according to the methods described in
 Example 1. Yield: 1.8 g, 52 %; MS (IS): 341 [MH]⁺.



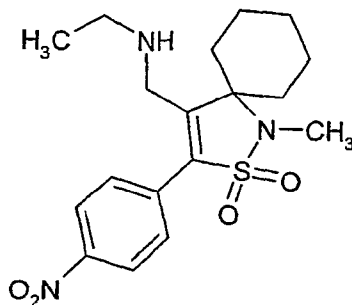
1,4-Dimethyl-3-(4-nitrophenyl)-2-thia-1-azaspiro [4.5]
 dec-3-ene 2,2-dioxide, shown below, was prepared according

-87-

to the methods described in Example 1. Yield: 750 mg, 50 %;
MS (IS): 337 [MH]⁺.

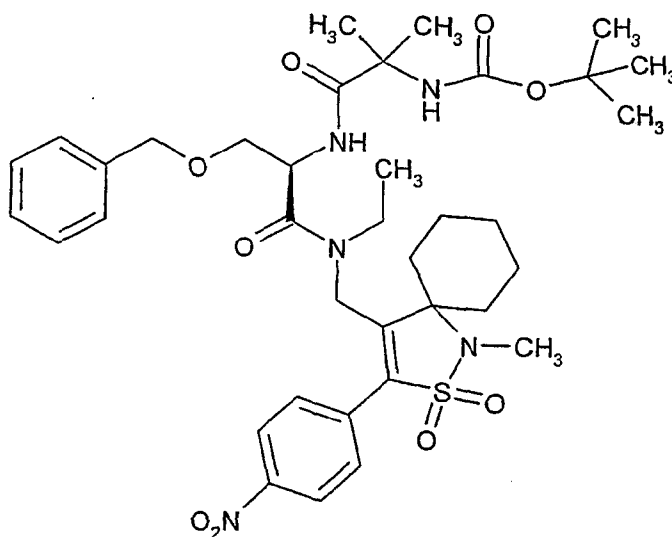


- 5 4-Ethylaminomethyl-1-methyl-3-(4-nitrophenyl)-2-thia-1-azaspiro[4.5]dec-3-ene 2,2-dioxide, shown below, was prepared according to the methods described in Example 1. Yield: 300 mg, 36 %; MS (IS): 380 [MH]⁺.



-88-

2- (R) -2- (2- (N-tert-Butoxycarbonylamino) -2-methyl-
propionylamino) -3-phenyl-methoxypropionic acid N-ethyl-N-(1-
methyl-3-(4-nitrophenyl) -2,2-dioxo-2-thia-1-azaspiro [4.5]
5 dec-3-ene-4-ylmethyl)amide was prepared according to the
methods described in Example 1. Yield: 230 mg, 41 %; MS
(IS): 742 [MH]⁺.

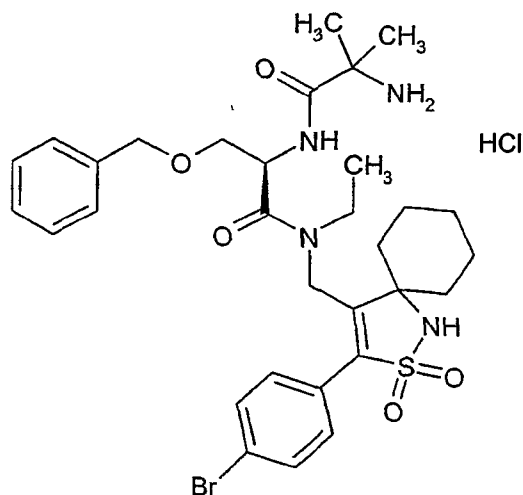


10 The title compound was prepared according to the
methods described in Example 7. Yield: 160 mg, 76 %; MS
(IS): 642 [MH]⁺; m.p. 131-135°C.

-89-

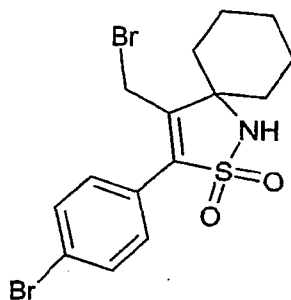
EXAMPLE 21

2-(R)-2-(2-(2-Amino-2-methylpropionylamino)-3-phenylmethoxy-
 propionic acid N-(3-(4-bromophenyl)-2,2-dioxo-2-thia-1-
 azaspiro[4.5]dec-3-ene-4-ylmethyl)-N-ethylamide
 hydrochloride



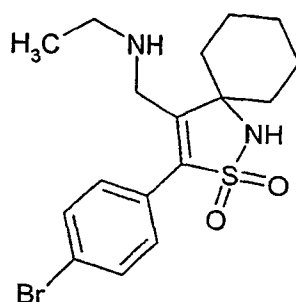
The title compound, as shown above, was prepared as
 10 follows.

4-Bromomethyl-3-(4-bromophenyl)-2-thia-1-azaspiro [4.5]
 dec-3-ene 2,2-dioxide, shown below, was prepared from 4-
 bromobenzylchloride and 1-ethynylcyclohexylamine according
 to the methods described in Examples 1 and 2. Yield: 232
 15 mg, 48 %; MS (IS): 434 [MH]⁺.



-90-

3-(4-Bromophenyl)-4-ethylaminomethyl-2-thia-1-azaspiro[4.5]dec-3-ene 2,2-dioxide, shown below, was prepared according to the methods described in Example 1. Yield: 125 mg, 59 %; MS (IS): 399 [MH]⁺.



5

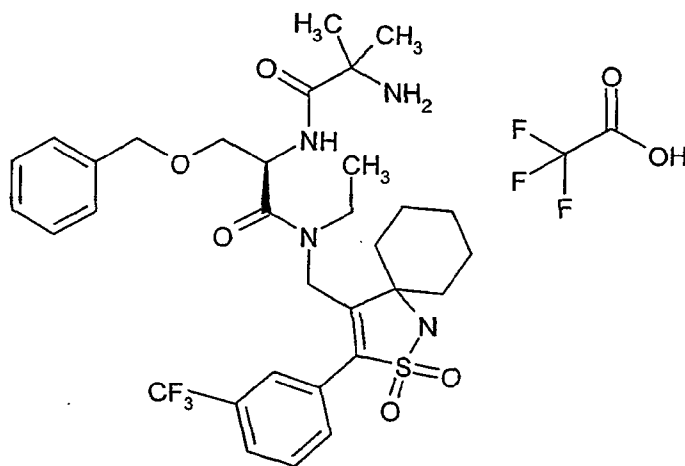
The title compound was prepared and deprotected according to the methods described in Examples 1 and 7. Yield: 140 mg, 72 %; MS (IS): 661 [MH]⁺; m.p. >140°C (decomp.)

10

-91-

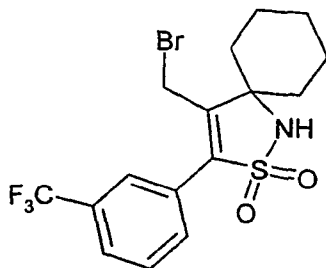
EXAMPLE 22

2-(R)-2-(2-Amino-2-methylpropionylamino)-3-phenylmethoxy-
 propionic acid N-ethyl-N-2,2-dioxo-3-(3-trifluoromethyl-
 5 phenyl)-2-thia-1-azaspiro[4.5]dec-3-ene-4-ylmethyl) amide
trifluoroacetate



The title compound, as shown above, was prepared as
 10 follows.

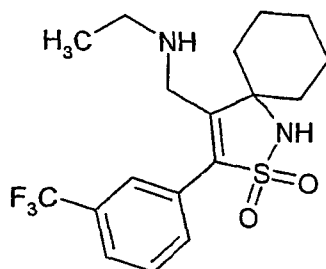
4-Bromomethyl-3-(3-trifluoromethylphenyl)-2-thia-1-
 azaspiro[4.5]dec-3-ene 2,2-dioxide, shown below, was
 prepared from 3-trifluoromethylbenzyl-chloride and 1-
 ethynylcyclohexylamine according to the methods described in
 15 Examples 1 and 2. Yield: 1.59 g, 47 %; MS (IS): 424 [MH]⁺.



4-Ethylaminomethyl-3-(3-trifluoromethylphenyl)-2-thia-1-
 azaspiro[4.5]dec-3-ene 2,2-dioxide, shown below, was

- 92 -

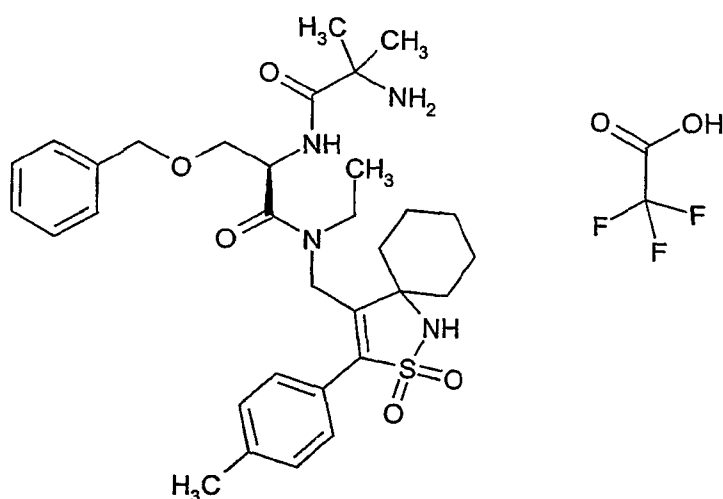
prepared according to the methods described in Example 1.
Yield: 389 mg, 27 %; MS (IS): 389 [MH]⁺.



The title compound was prepared and deprotected
5 according to the methods described in Example 1. Yield: 400
mg, 63%; MS (IS): 651 [MH]⁺; m.p. >105°C (decomp.)

EXAMPLE 23

10 2-(R)-2-(2-Amino-2-methylpropionylamino)-3-phenylmethoxy-
propionic acid N-ethyl-N-(2,2-dioxo-3-(4-methylphenyl)-2-
thia-1-azaspiro[4.5]dec-3-ene-4-ylmethyl) amide
trifluoroacetate

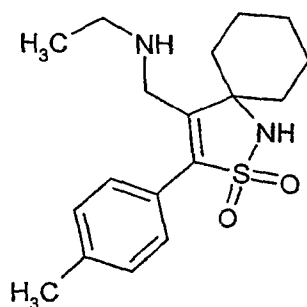


15 The title compound, as shown above, was prepared as
follows.

4-Ethylaminomethyl-3-(4-methylphenyl)-2-thia-1-
azaspiro[4.5]dec-3-ene 2,2-dioxide, shown below, was

-93-

prepared according to the methods described in Examples 1 and 2. Bromination with N-bromosuccinimide afforded a mixture of 4-bromomethyl-3-(4-methylphenyl)-2-thia-1-azaspiro[4.5]dec-3-ene 2,2-dioxide and 3-(4-bromomethyl-phenyl)-4-methyl-2-thia-1-azaspiro[4.5]dec-3-ene 2,2-dioxide. The raw mixture (400 mg) was dissolved in ethanol (10 mL) and ethylamine (70 % in water, 5 mL) was added. The solution was stirred overnight at room temperature, concentrated and the residue was dissolved in CH₂Cl₂, washed with water and extracted with 0.5 M HCl. After addition of NaOH and extraction with CH₂Cl₂ the organic layer was dried (Na₂SO₄) and evaporated. The two products were separated by column chromatography (CH₂Cl₂/acetone 9:1) and the title compound [4-Ethylaminomethyl-3-(4-methylphenyl)-2-thia-1-azaspiro[4.5]dec-3-ene 2,2-dioxide] was isolated as white crystals. Yield: 80 mg, 24 %; MS (IS): 334 [MH]⁺.

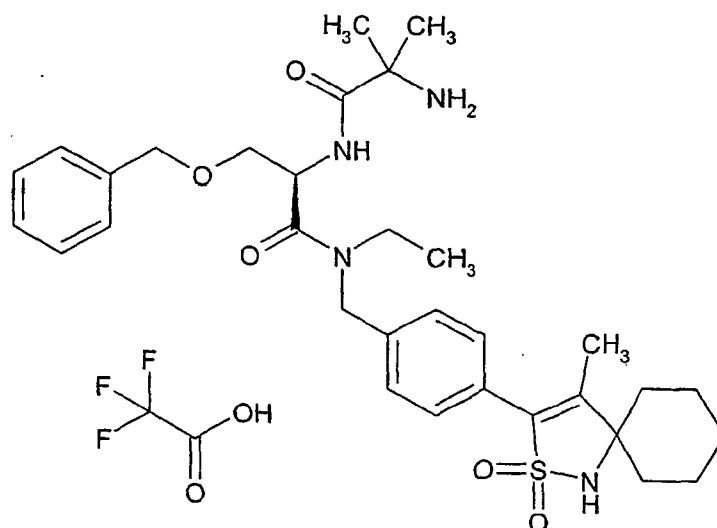


The title compound was prepared according to the methods described in Example 1. Yield: 70 mg, 41 %; MS (IS): 597 [MH]⁺; m.p. >90°C (decomp.)

-94-

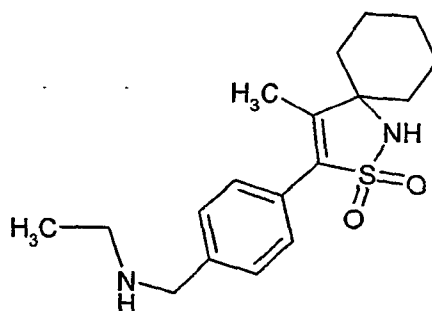
EXAMPLE 24

2-(R)-2-(2-Amino-2-methylpropionylamino)-3-phenylmethoxy-
 propionic acid N-ethyl-N-(4-(4-methyl-2,2-dioxo-2-thia-1-
 5 azaspiro[4.5]dec-3-ene-3-yl)phenylmethyl) amide
trifluoroacetate



The title compound, as shown above, was prepared as
 10 follows.

3-(4-Ethylaminomethylphenyl)-4-methyl-2-thia-1-
 azaspiro[4.5]dec-3-ene 2,2-dioxide, shown below, was
 isolated as a second fraction from column chromatography in
 the experiment described in Example 23. Yield: 80 mg, 24 %;
 15 MS (IS): 334 [MH]⁺.

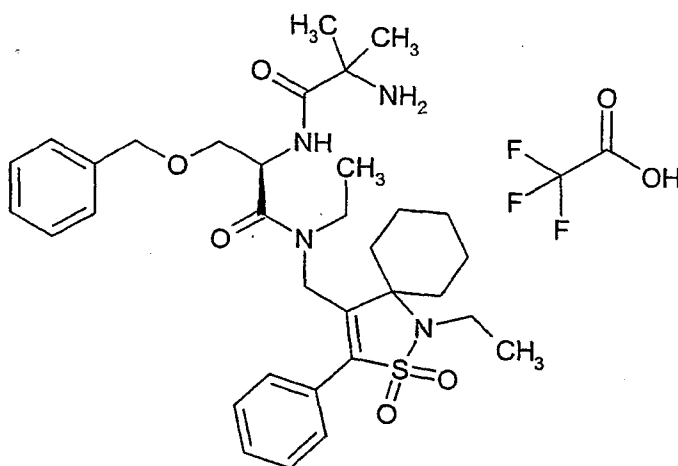


-95-

The title compound was prepared and deprotected according to the methods described in Examples 1 and 7. Yield: 90 mg, 53 %; MS (IS): 597 [MH]⁺; m.p. 90-100°C (decomp.)

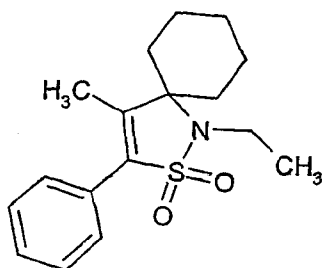
Example 25

2-(R)-2-(2-Amino-2-methylpropionylamino)-3-phenylmethoxypropionic acid N-ethyl-N-(1-ethyl-2,2-dioxo-3-phenyl-2-thia-1-azaspiro[4.5]dec-3-ene-4-ylmethyl)amide trifluoroacetate

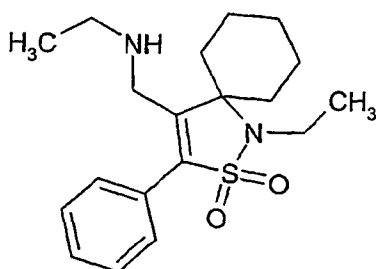


The title compound, as shown above, was prepared as follows.

1-Ethyl-4-methyl-3-phenyl-2-thia-1-azaspiro[4.5]dec-3-ene 2,2-dioxide, shown below, was prepared from N-(1-acetylcyclohexyl)-phenylmethanesulfonamide (Example 15) according to the methods described in Example 1 using iodoethane instead of iodomethane. Yield: 1.56 g, 75 %; MS (IS): 306 [MH]⁺.



1-Ethyl-4-ethylaminomethyl-3-phenyl-2-thia-1-azaspiro[4.5]dec-3-ene 2,2-dioxide was prepared according to the methods described in Example 1. Yield: 150 mg, 6%; MS (IS): 349 [MH]⁺.

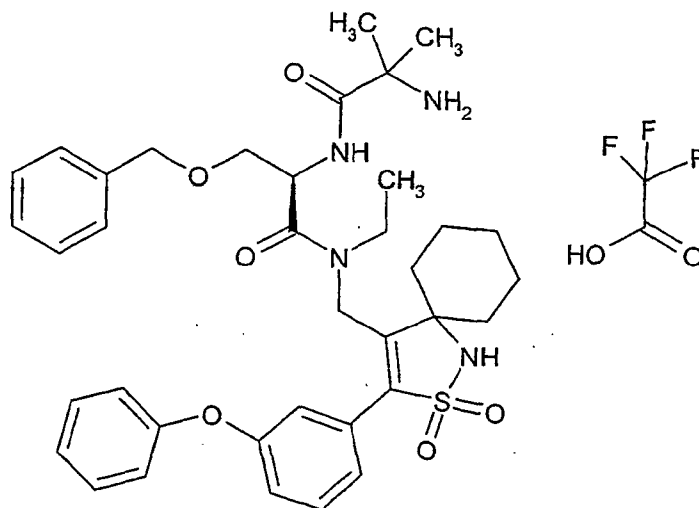


15 The title compound was prepared and deprotected according to the methods described in Example 1. Yield: 150 mg, 52 %; MS (IS): 611 [MH]⁺; m.p. >90°C (decomp.)

-97-

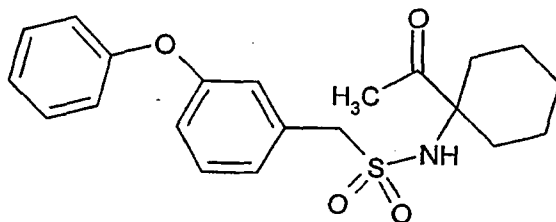
EXAMPLE 26

2-(R)-2-(2-Amino-2-methylpropionylamino)-3-phenylmethoxy-
 propionic acid N-ethyl-N-(2,2-dioxo-3-(3-phenoxyphenyl)-2-
 5 thia-1-azaspiro[4.5]dec-3-ene-4-ylmethyl)-N-ethylamide
trifluoroacetate



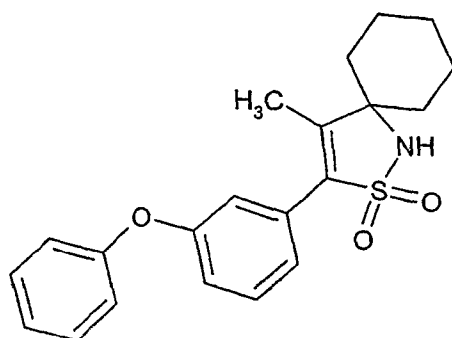
The title compound, as shown above, was prepared as
 10 follows.

N-(1-Acetylcyclohexyl)-3-phenoxyphenylmethane-
 sulfonamide, shown below, was prepared from 3-phenoxy-
 benzylchloride and 1-ethynylcyclohexylamine according to the
 methods described in Example 1. Yield: 1,57 g, 18 %; MS
 15 (IS): 388 [MH]⁺.

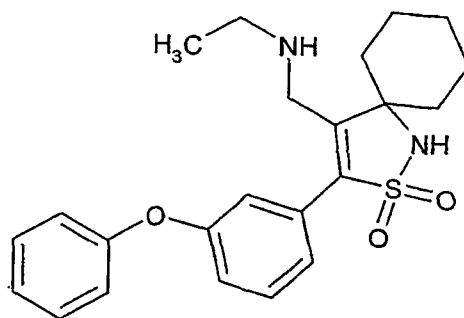


-98-

4-Methyl-3-(3-phenoxyphenyl)-2-thia-1-azaspiro [4.5] dec-3-ene 2,2-dioxide was prepared according to the methods described in Example 2. Yield: 0.35 g, 37 %; MS (IS): 370 [MH]⁺.



4-Ethylaminomethyl-3-(3-phenoxyphenyl)-2-thia-1-azaspiro [4.5] dec-3-ene 2,2-dioxide, shown below, was prepared according to the methods described in Example 1. Yield: 120 mg, 30 %; MS (IS): 413 [MH]⁺.

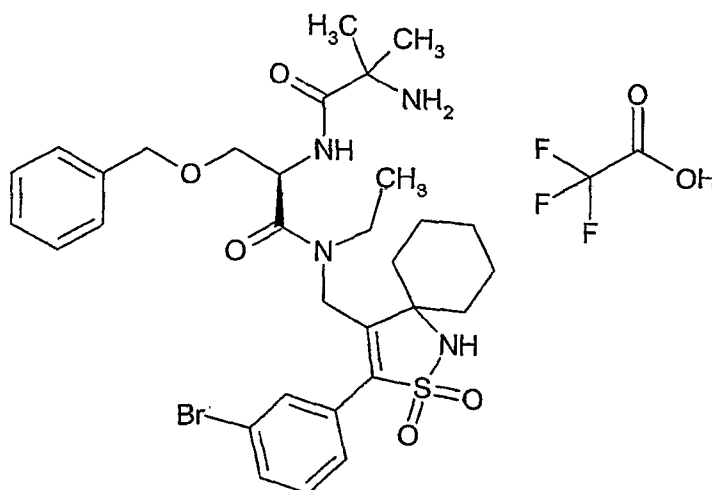


The title compound was prepared and deprotected according to the methods described in Example 1. Yield: 15 mg, 7 %; MS (IS): 675 [MH]⁺; m.p. 79°C.

- 99 -

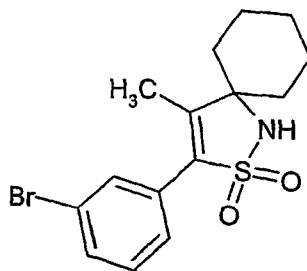
EXAMPLE 27

2- (R) -2- (2-Amino-2-methylpropionylamino) -3-phenylmethoxy-
 propionic acid N- (3- (3-bromophenyl) -2,2-dioxo-2-thia-1-
 5 azaspiro [4.5]dec-3-ene-4-ylmethyl) -N-ethylamide
 trifluoroacetate



The title compound, as shown above, was prepared as
 10 follows.

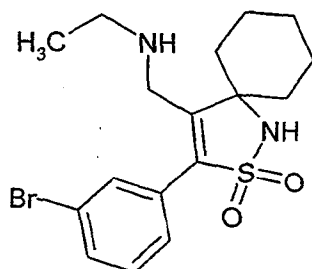
3- (3-Bromophenyl) -4-methyl-2-thia-1-azaspiro [4.5] dec-
 3-ene 2,2-dioxide was prepared from 3-bromobenzyl-bromide
 and 1-ethynyl-1-cyclohexylamine according to the methods
 described in Examples 1 and 2. Yield: 680 mg, 72 %; MS
 15 (IS): 357 [MH]⁺.



-100-

3-(3-Bromophenyl)-4-ethylaminomethyl-2-thia-1-azaspiro [4.5] dec-3-ene 2,2-dioxide was prepared according to the methods described in Example 1.

5 Yield: 95 mg, 13%; MS (IS): 399 [MH]⁺.

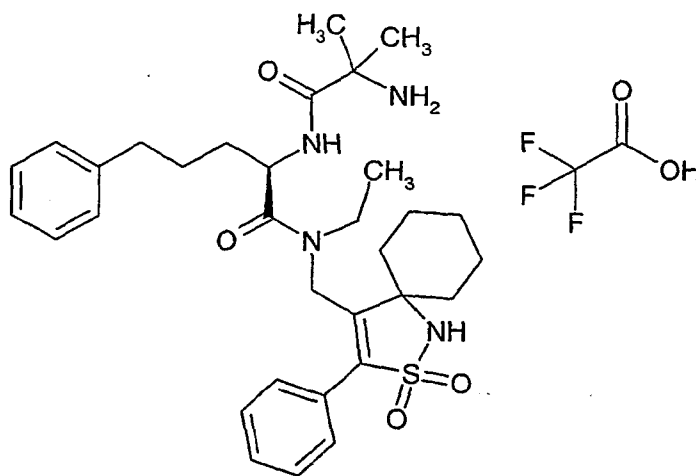


The title compound was prepared and deprotected according to the methods described in Example 1. Yield: 150 mg, 81 %; MS (IS): 663 [MH]⁺; m.p. 140-147°C.

10

EXAMPLE 28

2-(R)-2-(2-Amino-2-methylpropionylamino)-5-phenyl-pentanoic acid N-ethyl-N-(2,2-dioxo-3-phenyl-2-thia-1-azaspiro[4.5]dec-3-ene-4-ylmethyl) amide trifluoroacetate



15

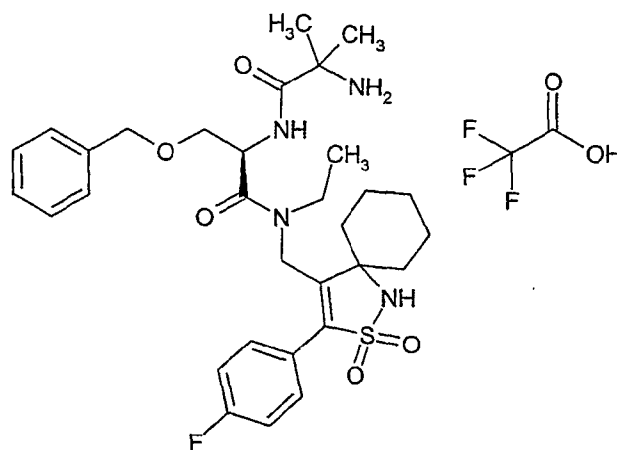
The title compound, shown above, was prepared as follows.

-101-

The title compound was prepared from 4-ethylamino-
methyl-3-phenyl-2-thia-1-azaspiro[4.5]dec-3-ene 2,2-dioxide
(Example 16) and deprotected according to the methods
described in Example 5. Yield: 670 mg, 90 %; MS (IS): 582
5 [MH]⁺; m.p. 95-110°C.

EXAMPLE 29

10 2-(R)-2-(2-Amino-2-methylpropionylamino)-3-phenylmethoxy-
propionic acid N-ethyl-N-(3-(4-fluorophenyl)-2,2-dioxo-2-
thia-1-azaspiro[4.5]dec-3-ene-4-ylmethyl) amide
trifluoroacetate

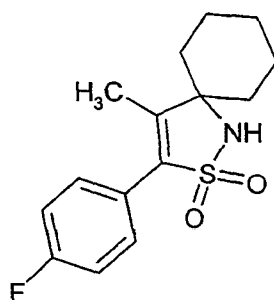


The title compound, as shown above, was prepared as
follows.

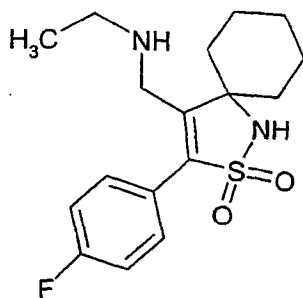
15

-102-

3-(4-Fluorophenyl)-4-methyl-2-thia-1-azaspiro [4.5] dec-3-ene 2,2-dioxide, shown below, was prepared from 4-fluorobenzyl-chloride and 1-ethynyl-1-cyclohexylamine according to the methods described in Examples 1 and 2.
5 Yield: 2.0 g, 76 %; MS (IS): 296 [MH]⁺.

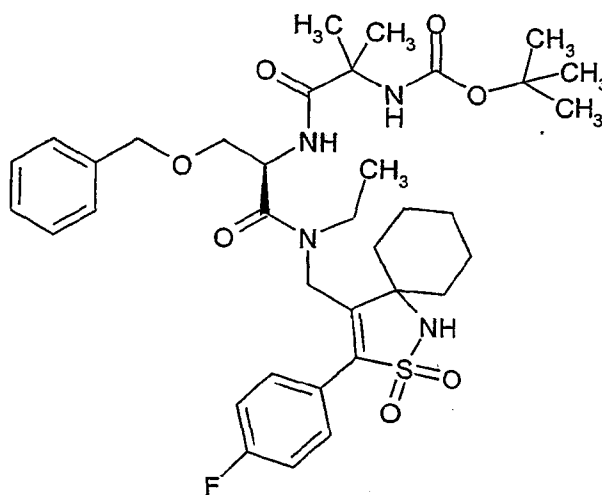


4-Ethylaminomethyl-3-(4-fluorophenyl)-2-thia-1-azaspiro[4.5]dec-3-ene 2,2-dioxide, shown below, was prepared according to the methods described in Example 1.
10 Yield: 670 mg, 30%; MS (IS): 339 [MH]⁺.



-103-

2-(R)-2-(2-(N-tert-Butoxycarbonylamino)-2-methyl-propionylamino)-3-phenyl-methoxypropionic acid N-ethyl-N-(3-(4-fluorophenyl)-2,2-dioxo-2-thia-1-azaspiro[4.5]dec-3-ene-4-ylmethyl)amide was prepared according to the methods described in Example 1. Yield: 510 mg, 71%; MS (IS): 701 [MH]⁺.

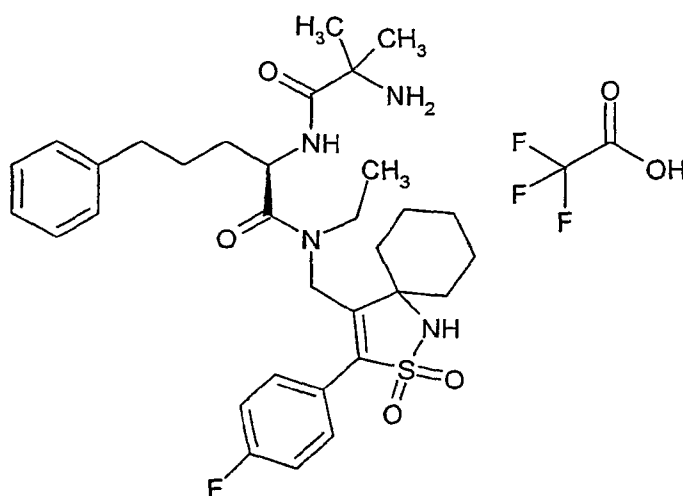


10 The title compound was prepared according to the methods described in Example 1. Yield: 400 mg, 79%; MS (IS): 601 [MH]⁺.

-104-

EXAMPLE 30

2-(R)-2-(2-Amino-2-methylpropionylamino)-5-phenyl-pentanoic
 acid N-ethyl-N-(3-(4-fluorophenyl)-2,2-dioxo-2-thia-1-
 5 azaspiro[4.5]dec-3-ene-4-ylmethyl)amide trifluoroacetate

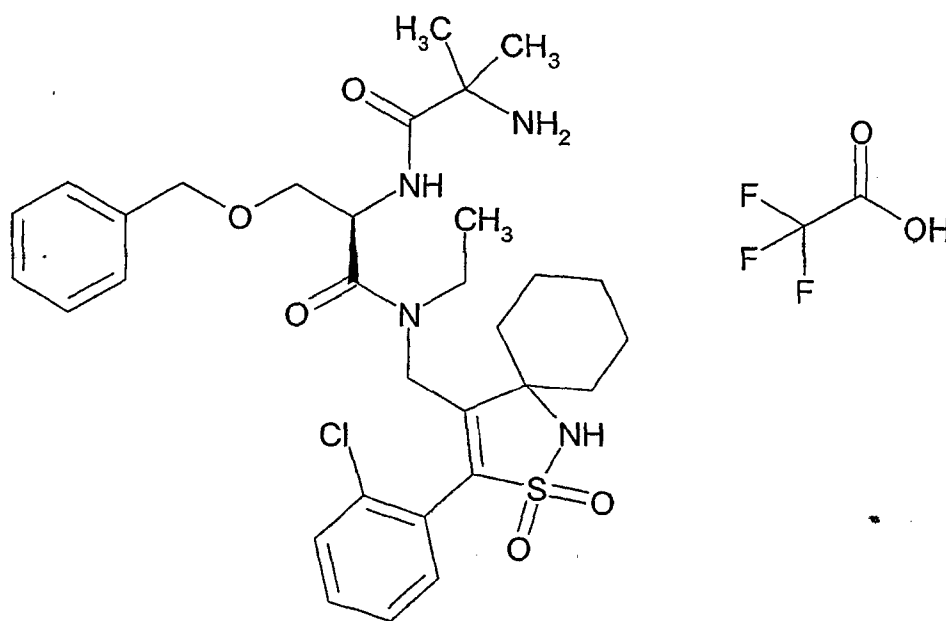


The title compound was prepared from 4-ethylamino-
 methyl-3-(4-fluorophenyl)-2-thia-1-azaspiro[4.5]dec-3-ene
 10 2,2-dioxide and 2-(R)-2-(2-(N-tert-butoxycarbonyl-amino)-2-
 methyl-propionylamino)-5-phenylpentanoic acid and
 deprotected according to the methods described in Example 1.
 Yield: 340 mg, 53%; MS (IS): 599 [MH]⁺.

-105-

Example 31

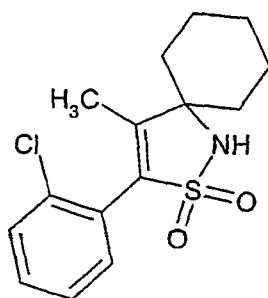
2-(R)-2-(2-Amino-2-methylpropionylamino)-3-phenylmethoxy-
propionic acid N-(3-(2-chlorophenyl)-2,2-dioxo-2-thia-1-
azaspiro[4.5]dec-3-ene-4-ylmethyl)-N-ethylamide
trifluoroacetate



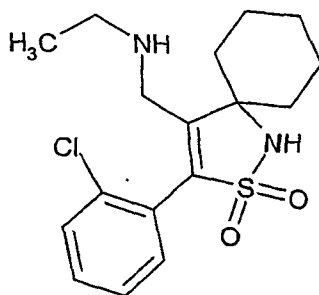
The title compound, shown above, was prepared as follows.

-106-

3-(2-Chlorophenyl)-4-methyl-2-thia-1-azaspiro [4.5] dec-3-ene 2,2-dioxide, shown below, was prepared from 2-chlorobenzyl-chloride and 1-ethynyl-1-cyclohexylamine according to the methods described in Examples 1 and 2.
5 Yield: 710 mg, 24%; MS (IS): 312 [MH]⁺.

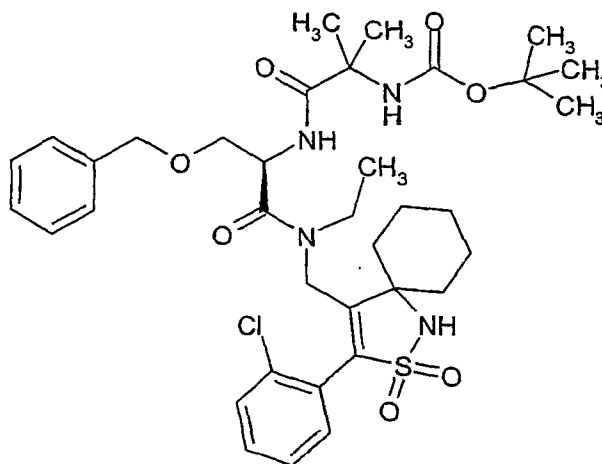


3-(2-Chlorophenyl)-4-ethylaminomethyl-2-thia-1-azaspiro[4.5]dec-3-ene 2,2-dioxide, shown below, was prepared according to the methods described in Example 1.
10 Yield: 390 mg, 51%; MS (IS): 341 [MH]⁺.



-107-

2- (R) -2- (2- (N-tert-Butoxycarbonylamino) -2-methyl-propionylamino) -3-phenyl-methoxypropionic acid N- (3- (2-chlorophenyl) -2,2-dioxo-2-thia-1-azaspiro[4.5]dec-3-ene-4-ylmethyl) -N-ethylamide, shown below, was prepared according to the methods described in Example 1.
Yield: 700 mg, 88%; MS (IS): 717 [MH]⁺.

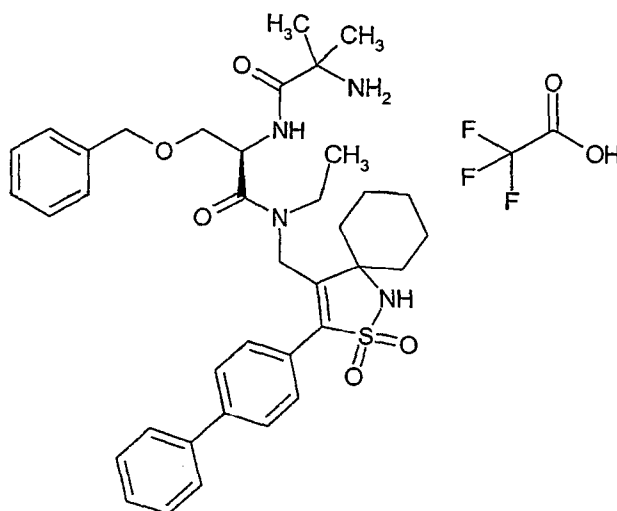


10 The title compound was prepared according to the method described in Example 1. Yield: 460 mg, 66%; MS (IS): 617 [MH]⁺.

-108-

EXAMPLE 32

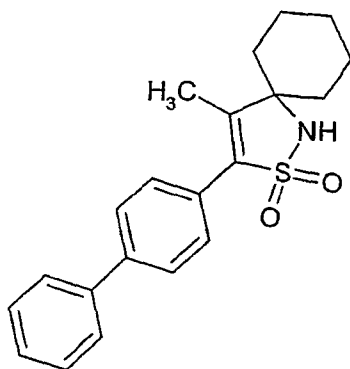
2-(R)-2-(2-Amino-2-methylpropionylamino)-3-phenylmethoxy-
propionic acid N-(3-(4-biphenyl)-2,2-dioxo-2-thia-1-
5 azaspiro[4.5]dec-3-ene-4-ylmethyl)-N-ethylamide
trifluoroacetate



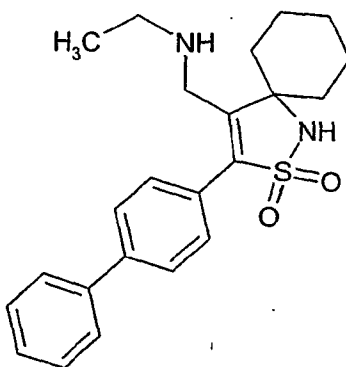
The title compound, as shown above, was prepared as
10 follows.

-109-

3-(4-Biphenyl)-4-methyl-2-thia-1-azaspiro[4.5]dec-3-ene
2,2-dioxide, shown below, was prepared from 4-
biphenylmethylchloride and 1-ethynylcyclohexylamine
5 according to the methods described in Examples 1 and 2.
Yield: 450 mg, 4%; MS (IS): 354 [MH]⁺.



3-(4-Biphenyl)-4-ethylaminomethyl-2-thia-1-azaspiro
[4.5]dec-3-ene 2,2-dioxide, shown below, was prepared
10 according to the methods described in Example 1. Yield: 180
mg, 37%; MS (IS): 397 [MH]⁺.

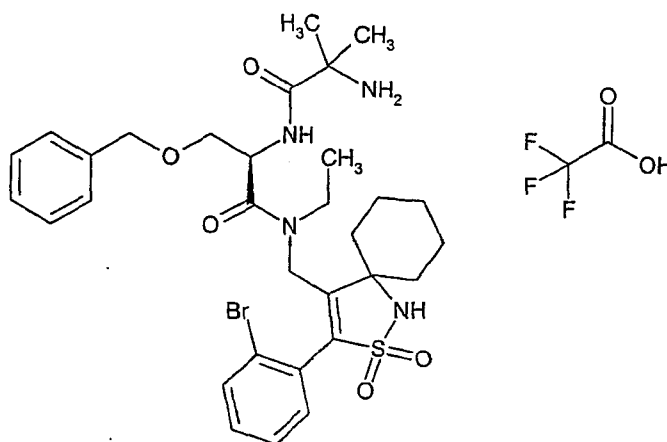


The title compound was prepared and deprotected
according to the methods described in Example 1.
15 Yield: 133 mg, 52%; MS (IS): 659 [MH]⁺.

-110-

EXAMPLE 33

2- (R) -2- (2-Amino-2-methylpropionylamino) -3-phenylmethoxy-
 propionic acid N- (3- (2-bromophenyl) -2,2-dioxo-2-thia-1-
 5 azaspiro[4.5]dec-3-ene-4-ylmethyl) -N-ethylamide
trifluoroacetate

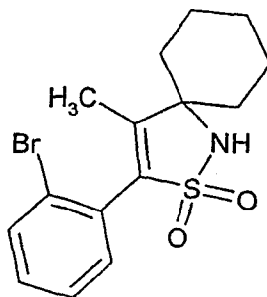


The title compound, shown above, was prepared as follows.

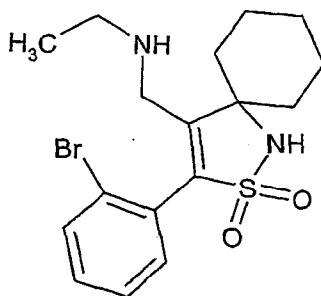
10 3- (2-Bromophenyl) -4-methyl-2-thia-1-azaspiro [4.5] dec-
 3-ene 2,2-dioxide, shown below, was prepared from 2-
 bromobenzylchloride and 1-ethynyl-1-cyclohexylamine
 according to the methods described in Examples 1 and 2. The
 cyclization was performed in the presence of 1 eq. of 3,4-
 15 dimethoxybenzylbromide. The dimethoxybenzyl residue was
 cleaved by stirring overnight with 2 eq. DDQ (2,3-dichloro-
 5,6-dicyano-1,4-benzoquinone) in $\text{CH}_2\text{Cl}_2/\text{H}_2\text{O}$ 20:1. The
 mixture was filtered, the filtrate evaporated and purified
 on a silica column (toluene).

-111-

Recrystallization from ethanol/hexane yielded the desired compound. Yield: 1.04 g, 15%; MS (IS): 356 [MH]⁺.



3-(2-Bromophenyl)-4-ethylaminomethyl-2-thia-1-
5 azaspiro[4.5]dec-3-ene 2,2-dioxide was prepared according to
the methods described in Example 1. Yield: 870 mg, 79%; MS
(IS): 399 [MH]⁺.

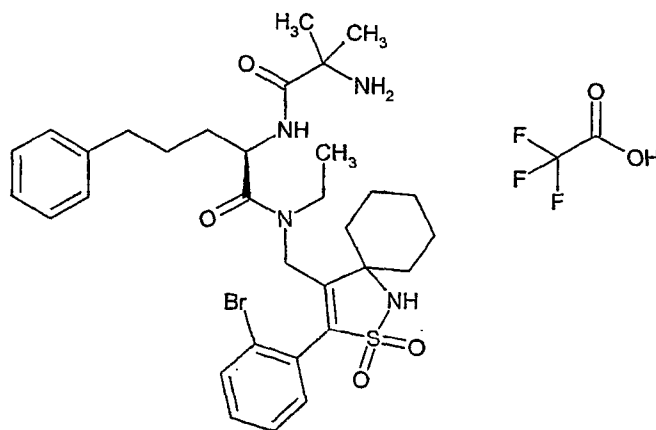


The title compound was prepared according to the method
10 described in Example 1. Yield: 620 mg, 80%; MS (IS): 663
[MH]⁺; m.p. 145-150°C.

-112-

EXAMPLE 34

2-(R)-2-(2-Amino-2-methylpropionylamino)-5-phenyl-pentanoic
acid N-(3-(2-bromophenyl)-2,2-dioxo-2-thia-1-
azaspiro[4.5]dec-3-ene-4-ylmethyl)-N-ethylamide
trifluoroacetate



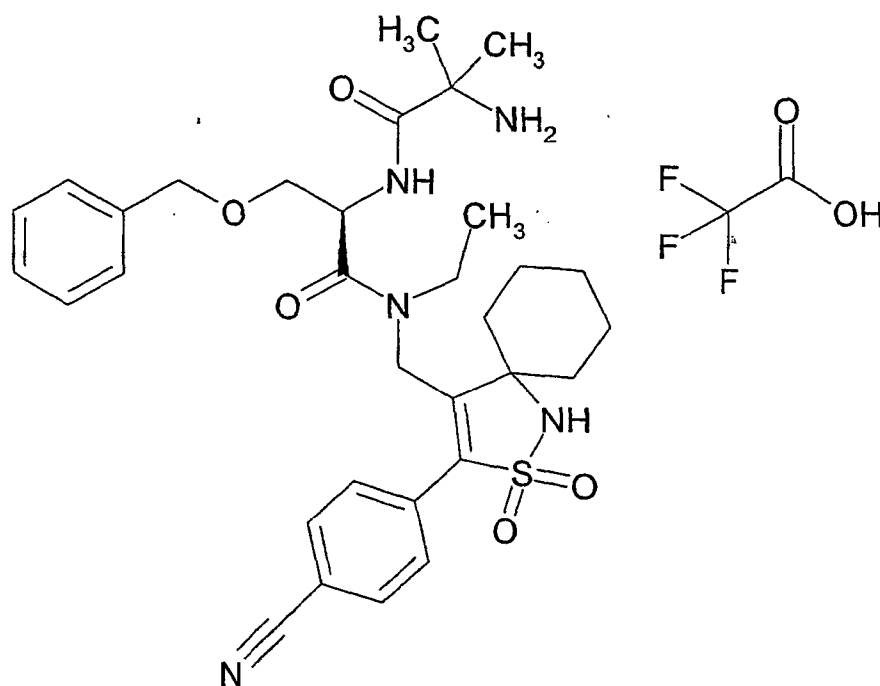
The title compound was prepared from 3-(2-bromo-
phenyl)-4-ethylaminomethyl-2-thia-1-azaspiro[4.5]dec-3-ene
2,2-dioxide and 2-(R)-2-(2-(N-tert-butoxycarbonyl-amino)-2-
methyl-propionylamino)-5-phenylpentanoic acid and
deprotected according to the methods described in Example 1.
Yield: 615 mg, 80%; MS (IS): 661 [MH]⁺; m.p. 135-140°C.

15

-113-

EXAMPLE 35

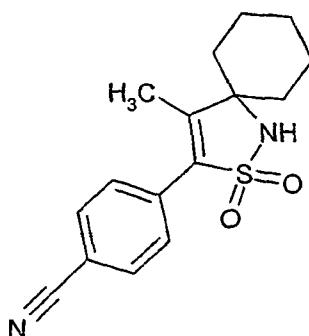
2-(R)-2-(2-Amino-2-methylpropionylamino)-3-phenylmethoxy-
propionic acid N-(3-(4-cyano-phenyl)-2,2-dioxo-2-thia-1-
5 azaspiro[4.5]dec-3-ene-4-ylmethyl)-N-ethylamide
trifluoroacetate



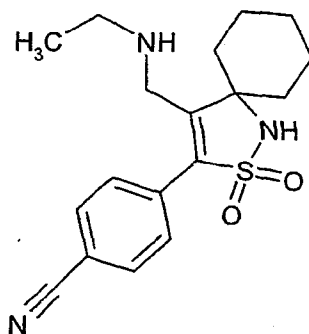
The title compound, as shown above, was prepared as
10 follows.

-114-

3-(4-Cyanophenyl)-4-methyl-2-thia-1-azaspiro [4.5]dec-3-ene 2,2-dioxide, shown below, was prepared from 4-cyanobenzylchloride and 1-ethynyl-1-cyclohexyl-amine according to the methods described in Examples 1 and 2.
5 Yield: 1.74 g, 44%; MS (IS): 303 [MH]⁺.



3-(4-Cyanophenyl)-4-ethylaminomethyl-2-thia-1-azaspiro[4.5]dec-3-ene 2,2-dioxide, shown below, was prepared according to the methods described in Example 1.
10 Yield: 330 mg, 19%; MS (IS): 346 [MH]⁺.

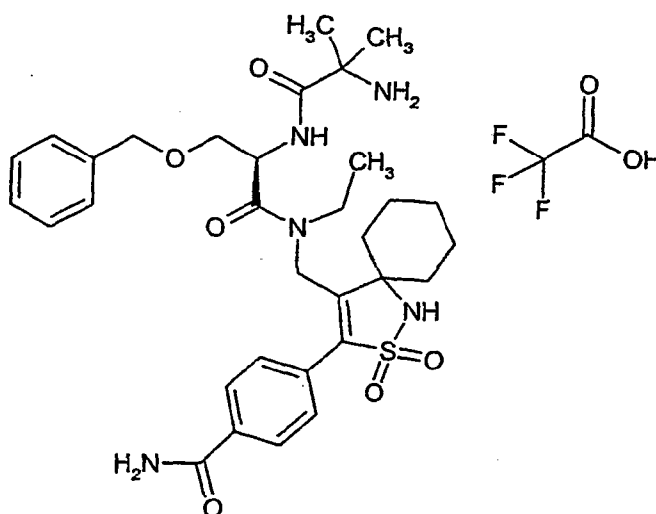


The title compound was prepared and deprotected according to the methods described in Example 1.
15 Yield: 109 mg, 47%; MS (IS): 609 [MH]⁺.

-115-

EXAMPLE 36

2-(R)-2-(2-Amino-2-methylpropionylamino)-3-phenylmethoxy-propionic acid N-(3-(4-carbamoylphenyl)-2,2-dioxo-2-thia-1-azaspiro[4.5]dec-3-ene-4-ylmethyl)-N-ethylamide trifluoroacetate



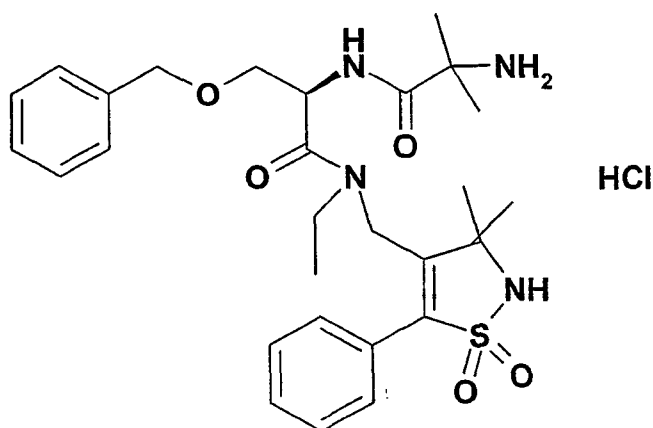
The title compound was prepared by coupling 3-(4-cyanophenyl)-4-ethylaminomethyl-2-thia-1-azaspiro [4.5] dec-3-ene 2,2-dioxide with 2-(R)-2-(2-(N-tert-butoxy-carbonyl-amino)-2-methyl-propionylamino)-3-(phenylmethoxy) propanoic acid according to the method described in Example 1 and subsequent treatment with trifluoroacetic acid in dichloromethane (1:1) as described in Example 1. The product was purified by chromatography on silica gel (CH₂Cl₂/acetone 95:5) and by HPLC (ODS, acetonitrile/ water-gradient). Yield: 3.9 mg, 1.7%; S (IS): 627 [MH]⁺.

-116-

EXAMPLE 37

2-Amino-N-{2-benzyloxy-1-[(3,3-dimethyl-1,1-dioxo-5-phenyl-2,3-dihydro-1H-1 γ ⁶-isothiazol-4-yl-methyl)-ethyl-carbamoyl]-ethyl}-2-methyl-propionamide hydrochloride.

5

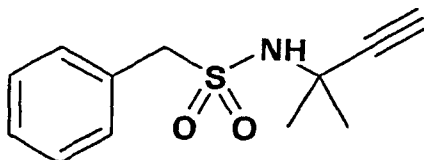


The title compound, as shown above, was prepared as follows.

To a solution of methyl-n-amylethynylcarbinyl amine,
 10 4.0 g (48.0 mmol, as described in JACS, 75, 1653 (1954)) in
 120 mL of dichloromethane at 0°C was added 8.0 mL (52.8
 mmol) of 1,8-diazabicyclo(5.4.0)undec-7-ene. After stirring
 for 10 min, 9.2 g (48.0 mmol) of alpha-toluenesulfonyl
 chloride was added. The reaction mixture was stirred for 2
 15 h at 0°C and was concentrated to dryness and partitioned
 between ethyl acetate and water. The mixture was acidified
 to pH = 2.0 with 1 N HCl and extracted with ethyl acetate.
 The combined organics were washed with brine, dried over
 sodium sulfate, filtered and concentrated to dryness to
 20 yield 9.32 g (80%) of the desired product, shown below, as a
 clear oil which solidifies upon standing. ¹H-NMR is
 consistent with structure; MS (ion spray) 236 (M-1); Anal.

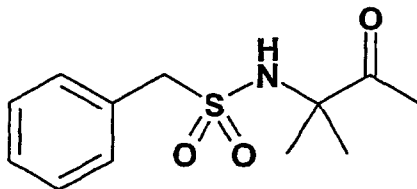
-117-

Calc'd for $C_{12}H_{15}NO_2S$: C, 60.73; H, 6.37; N, 5.90. Found: C, 60.46; H, 6.15; N, 6.02.



To a solution of N-(1,1-dimethyl-prop-2-ynyl)-C-phenyl-
 5 methanesulfonamide, 1.0 g (4.2 mmol) in 15 mL of ethylene glycol was added 0.1 g of mercury oxide (yellow), 1 mL of water and 5 drops concentrated sulfuric acid. The mixture was heated at 170 °C for 1 h then was cooled to ambient temperature, poured into water and extracted with ethyl
 10 acetate. The combined organics were washed with brine, dried over sodium sulfate, filtered and concentrated to dryness. The resulting residue was chromatographed on silica gel using 5% methanol/chloroform as eluant to yield 0.9 g (84%) of the desired product, shown below, as a white
 15 solid. 1H -NMR is consistent with structure; MS (ion spray) 256.2 (M+1); Anal. Calc'd for $C_{12}H_{17}NO_3S \cdot 0.3H_2O$: C, 55.28; H, 6.80; N, 5.37. Found: C, 55.20; H, 6.52; N, 5.55.

N-(1,1-dimethyl-2-oxo-propyl)-C-phenyl-methanesulfonamide.



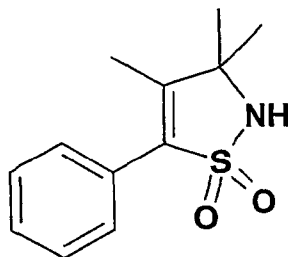
20

To a solution of N-(1,1-dimethyl-2-oxo-propyl)-C-phenyl-methanesulfonamide, 6.72 g (26.0 mmol) in 100 mL of dimethylformamide was added 2.2 g (54.6 mmol) of sodium
 25 hydride. The reaction mixture was heated at 90 °C for 24 H, then cooled to ambient temperature and concentrated to

-118-

dryness. The residue was partitioned between ethyl acetate and water and was acidified to pH = 3.0 with 1 N HCl. The mixture was extracted with ethyl acetate. The combined organics were washed with brine, dried over sodium sulfate, filtered and concentrated to dryness. The residue was chromatographed on silica using chloroform as eluant to yield 5.0 g (81%) of the desired product, shown below, as a tan solid. ¹H-NMR is consistent with structure; MS (ion spray) 238.0 (M+1); Anal. Calc'd for C₁₂H₁₅NO₂S·0.03CHCl₃: C, 59.98; H, 6.29; N, 5.81. Found: C, 60.13; H, 6.36; N, 5.72.

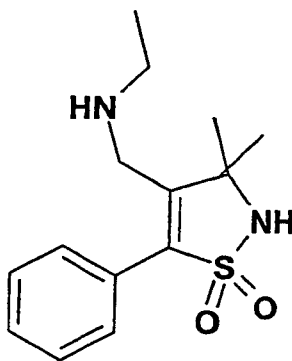
3,3,4-trimethyl-5-phenyl-2,3-dihydro-isothiazole 1,1-dioxide.



To a solution of 3,3,4-trimethyl-5-phenyl-2,3-dihydro-isothiazole 1,1-dioxide, 1.3 g (5.5 mmol) in 130 mL of carbon tetrachloride was added 1.46 g (8.25 mmol) of N-bromosuccinimide and 0.1 g of 2,2'-azobis(2-methylpropionitrile). The mixture was heated to reflux for 4 h then cooled to ambient temperature. Chloroform was added and the solution was washed with water, washed with brine, dried over sodium sulfate, filtered and concentrated to dryness. To a solution of the residue in 60 mL of absolute ethanol was added 3.6 mL (55.0 mmol) of ethylamine (70% solution in water). The reaction mixture was stirred 24 h at ambient temperature then concentrated to dryness. The residue was purified by chromatography on silica gel with methanol/chloroform as eluant to yield 0.59 g (38%) of the

desired product, shown below, as a tan oil. $^1\text{H-NMR}$ is consistent with structure; MS (ion spray) 281.1 (M+1).

(3,3-dimethyl-1,1-dioxo-5-phenyl-2,3-dihydro-1H-1 γ^6 -isothiazol-4-ylmethyl)-ethyl-amine.



5

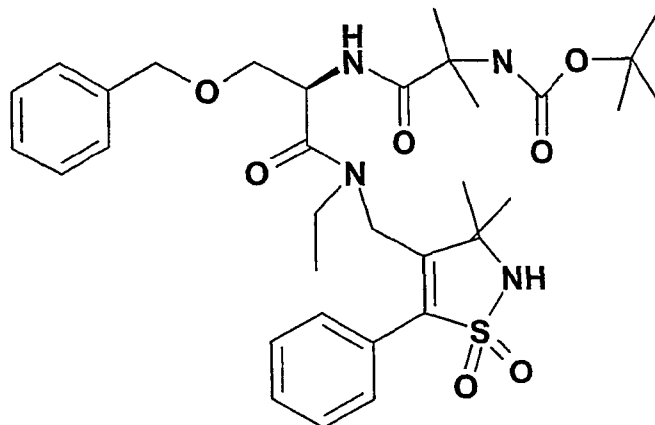
To a solution of (3,3-dimethyl-1,1-dioxo-5-phenyl-2,3-dihydro-1H-1 γ^6 -isothiazol-4-ylmethyl)-ethyl-amine, 0.3 g (0.79 mmol) in 8 mL of tetrahydrofuran was added 0.22 g (0.79 mmol) of 2-(R)-2-(2-(N-tertbutoxycarbonylamino)-2-methylpropionylamino)-3-(phenylmethoxy)propanoic acid, 0.12 g (0.87 mmol) of 1-hydroxybenzotriazole hydrate and 0.18 g (0.87 mmol) of 1,3-dicyclohexyl-carbodiimide. After stirring 24 h, the reaction mixture was concentrated to dryness. The residue was slurried in ethyl acetate and water was added. The mixture was extracted with ethyl acetate. The combined organics were washed with brine, dried over sodium sulfate, filtered and concentrated to dryness. The residue was chromatographed on silica gel using 3% methanol/ chloroform as eluant to yield 0.36 g (72%) of the desired product, shown below, as a tan foam. $^1\text{H-NMR}$ is consistent with structure; MS (ion spray) 641.3 (M-1); Anal. Calc'd for $\text{C}_{33}\text{H}_{46}\text{N}_4\text{O}_7\text{S}$: C, 61.66; H, 7.21; N, 8.72. Found: C, 61.38; H, 7.17; N, 8.89.

20

(1-{2-benzyloxy-1-[(3,3-dimethyl-1,1-dioxo-5-phenyl-2,3-dihydro-1H-1 γ^6 -isothiazol-4-ylmethyl)-ethyl-carbamoyl]-

-120-

ethylcarbamoyl}-1-methyl-ethyl)-carbamic acid tert-butyl ester.

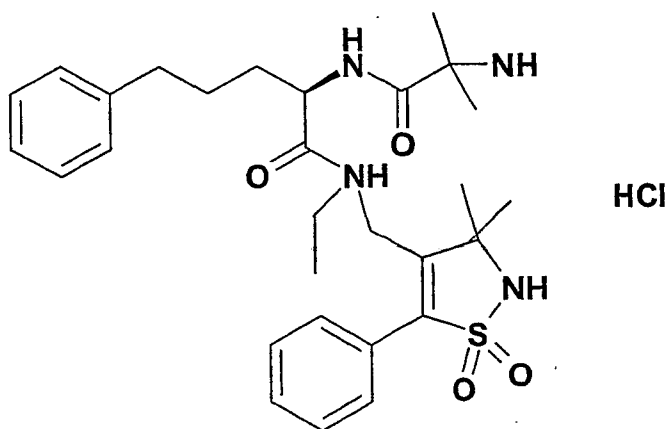


A solution of 0.3 g (0.47 mmol) of (1-{2-benzyloxy-1-
 5 [(3,3-dimethyl-1,1-dioxo-5-phenyl-2,3-dihydro-1H-1 γ ⁶-
 isothiazol-4-ylmethyl)-ethyl-carbamoyl]-ethylcarbamoyl}-1-
 methyl-ethyl)-carbamic acid tert-butyl ester in 10 mL of
 acetic acid saturated with HCl gas was stirred at ambient
 temperature for 4 h, then concentrated to dryness. The
 10 residue was dissolved in toluene and concentrated to dryness
 three times to azeotrope off the acetic acid. The residue
 was slurried in ether and filtered to yield 0.2 g (69%) of
 the desired product as a white solid. ¹H-NMR is consistent
 with structure; MS (ion spray) 543.3 (M+1); Anal. Calc'd for
 15 C₂₈H₃₈N₄O₅S·1.4HCl: C, 56.64; H, 6.69; N, 9.44. . Found: C,
 56.40; H, 6.74; N, 9.36.

-121-

EXAMPLE 38

2-(2-Amino-2-methyl-propionylamino)-5-phenyl-pentanoic acid
 (3,3-dimethyl-1,1-dioxo-5-phenyl-2,3-dihydro-1H-1 γ ⁶-
 5 isothiazol-4-ylmethyl)-ethyl-amide hydrochloride.

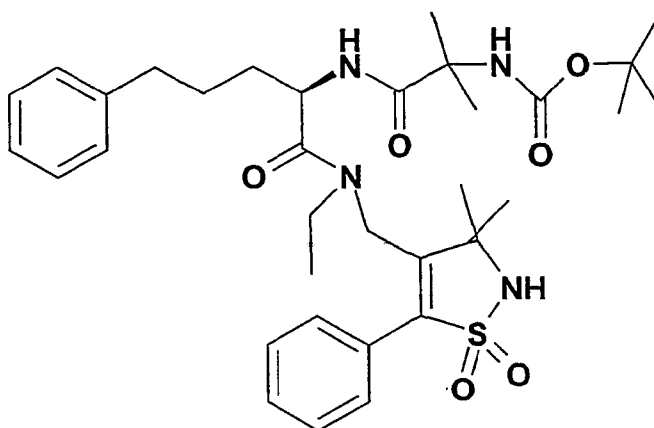


To a solution of (3,3-dimethyl-1,1-dioxo-5-phenyl-2,3-dihydro-1H-1 γ ⁶-isothiazol-4-ylmethyl)-ethyl-amine, 0.55 g
 10 (2.0 mmol) as described in Example 37 in 10 mL of tetrahydrofuran was combined with 0.74 g (2.0 mmol) of 2-(tert-Butoxycarbonylamino-2-methyl-propionylamino)-5-phenyl-pentanoic acid, 0.46 g (2.2 mmol) of 1,3-dicyclohexylcarbodiimide. After stirring 24 h, the reaction
 15 mixture was concentrated to dryness. The residue was slurried in ethyl acetate and water was added. The mixture was extracted with ethyl acetate. The combined organics were washed with brine, dried over sodium sulfate, filtered^o and concentrated to dryness. The residue was
 20 chromatographed on silica gel using 4% methanol/chloroform as eluant to yield 1.05 g (82%) of the desired product, shown below, as a tan foam. ¹H-NMR is consistent with structure; MS (ion spray) 639.2 (M-1); Anal. Calc'd for

-122-

$C_{34}H_{48}N_4O_6S$: C, 63.72; H, 7.55; N, 8.74. Found: C, 63.38; H, 7.51; N, 8.92.

(1-{1-[(3,3-dimethyl-1,1-dioxo-5-phenyl-2,3-dihydro-1H-1 γ^6 -isothiazol-4-ylmethyl)-ethyl-carbamoyl]-4-phenyl-butylcarbamoyl}-1-methyl-ethyl)-carbamic acid tert-butyl ester.

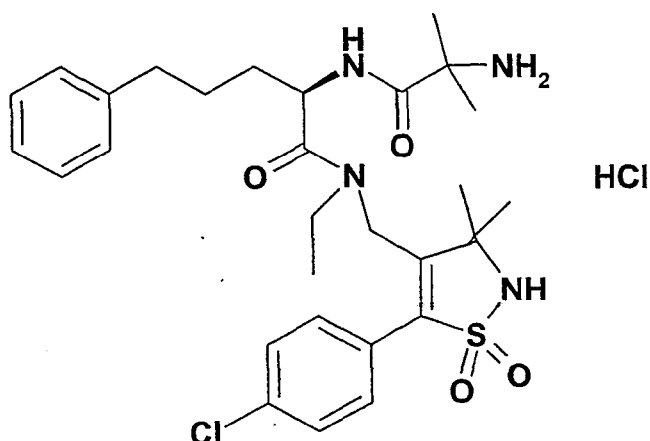


A solution of (1-{1-[(3,3-dimethyl-1,1-dioxo-5-phenyl-2,3-dihydro-1H-1 γ^6 -isothiazol-4-ylmethyl)-ethyl-carbamoyl]-4-phenyl-butylcarbamoyl}-1-methyl-ethyl)-carbamic acid tert-butyl ester, 1.02 g (1.6 mmol) in 10 mL of acetic acid saturated with HCl gas was stirred at ambient temperature for 4 h, then concentrated to dryness. The residue was dissolved in toluene and concentrated to dryness three times to azeotrope off the acetic acid. The residue was slurried in ether and filtered to yield 0.47 g (52%) of the title product as a white solid. 1H -NMR is consistent with structure; MS (ion spray) 541.5 (M+1); Anal. Calc'd for $C_{29}H_{40}N_4O_4S \cdot 1.2HCl$: C, 59.59; H, 7.10; N, 9.59. Found: C, 59.93; H, 7.03; N, 9.23.

-123-

EXAMPLE 39

2-(2-Amino-2-methyl-propionylamino)-5-phenyl-pentanoic acid
[5-(4-chloro-phenyl)-3,3-dimethyl-1,1-dioxo-2,3-dihydro-1H-
5 1 γ ⁶-isothiazol-4-ylmethyl]-ethyl-amide hydrochloride.



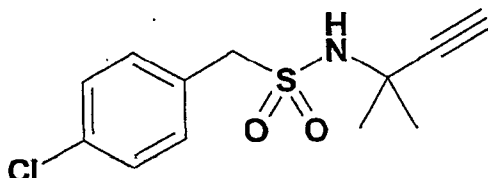
To a solution of sodium (p-chloro-O-toluene)sulfonic acid sodium salt (prepared as described herein), 8.9 g (39.0 mmol) in 20 mL of phosphorus oxychloride at 0°C, was added
10 11.6 g of phosphorus pentachloride. The reaction mixture was slowly warmed to ambient temperature, stirred 48 h and concentrated to dryness.

To a solution of methyl-n-amylethynylcarbinyl amine, 3.23 g (39.0 mmol, as described in JACS, 75, 1653 (1954)) in
15 50 mL of dichloromethane at 0°C was added 6.41 mL (42.9 mmol) of 1,8-diazabicyclo(5.4.0)undec-7-ene. After stirring for 10 min, 8.8 g (39.0 mmol) of the above residue in 70 mL of dichloromethane was added. The reaction mixture was stirred for 2 h at 0°C and was concentrated to dryness and
20 partitioned between ethyl acetate and water. The mixture was acidified to pH = 2.0 with 1 N HCl and was extracted with ethyl acetate. The combined organics were washed with brine, dried over sodium sulfate, filtered and concentrated

-124-

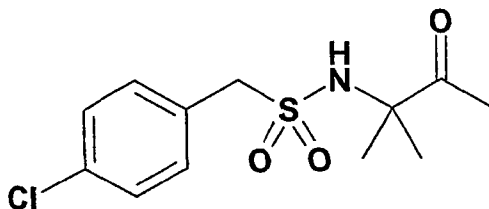
to dryness. The resulting residue was chromatographed over silica gel using 5% methanol/chloroform as eluant to yield 6.15 g (58%) of the desired product, shown below, as a white solid. ¹H-NMR is consistent with structure; MS (ion spray) 270.3 (M-1); Anal. Calc'd for C₁₂H₁₄ClNO₂S: C, 53.04; H, 5.19; N, 5.15. Found: C, 52.54; H, 5.19; N, 4.93.

C-(4-Chloro-phenyl)-N-(1,1-dimethyl-prop-2-ynyl)-methanesulfonamide.

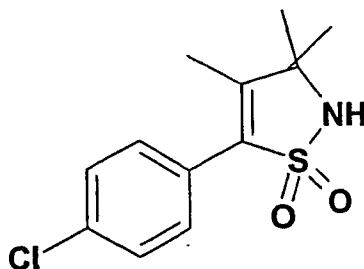


To a solution of C-(4-chloro-phenyl)-N-(1,1-dimethyl-prop-2-ynyl)-methanesulfonamide, 5.88 g (22.0 mmol) in 40 mL of ethylene glycol was added 0.3 g of mercury oxide (yellow), 4 mL of water and 6 drops concentrated sulfuric acid. The mixture was heated at 170 °C for 80 min then was cooled to ambient temperature, poured into water and extracted with ethyl acetate. The combined organics were washed with brine, dried over sodium sulfate, filtered and concentrated to dryness. The resulting residue was chromatographed on silica gel using chloroform as eluant to yield 4.31 g (68%) of the desired product, shown below, as a tan solid. ¹H-NMR is consistent with structure; MS (ion spray) 288.0 (M-1); Anal. Calc'd for C₁₂H₁₆ClNO₃S: C, 49.74; H, 5.56; N, 4.83. Found: C, 49.59; H, 5.50; N, 4.73. C-(4-Chloro-phenyl)-N-(1,1-dimethyl-2-oxo-propyl)-methanesulfonamide.

-125-



To a solution of C-(4-Chloro-phenyl)-N-(1,1-dimethyl-2-oxo-propyl)-methanesulfonamide, 4.2 g (15.0 mmol) in 60 mL of dimethylformamide was added 1.3 g (31.5 mmol) of sodium
5 hydride. The reaction mixture was heated at 90 °C for 24 H, then cooled to ambient temperature and concentrated to dryness. The residue was partitioned between ethyl acetate and water and was acidified to pH = 3.0 with 1 N HCl. The mixture was extracted with ethyl acetate. The combined
10 organics were washed with brine, dried over sodium sulfate, filtered and concentrated to dryness. The residue was chromatographed over silica using chloroform as eluant to yield 3.27 g (80%) of the desired product, shown below, as a tan solid. ¹H-NMR is consistent with structure; MS (ion
15 spray) 270.3 (M-1); Anal. Calc'd for C₁₂H₁₄ClNO₂S: C, 53.04; H, 5.19; N, 5.15. Found: C, 52.72; H, 5.18; N, 4.98. 5-(4-Chloro-phenyl)-3,3,4-trimethyl-2,3-dihydro-isothiazole 1,1-dioxide.

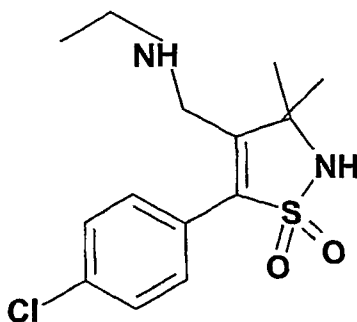


20 To a solution of 5-(4-Chloro-phenyl)-3,3,4-trimethyl-2,3-dihydro-isothiazole 1,1-dioxide, 1.5 g (5.5 mmol) in 150 mL of carbon tetrachloride was added 1.5 g (8.25 mmol) of N-bromosuccinimide and 0.13 g of 2,2'-azobis(2-methyl-

-126-

propionitrile). The mixture was heated to reflux for 4 h then cooled to ambient temperature. Chloroform was added and the solution was washed with water, washed with brine, dried over sodium sulfate, filtered and concentrated to dryness. To a solution of the residue in 75 mL of absolute ethanol was added 3.6 mL (55.0 mmol) of ethylamine (70% solution in water). The reaction mixture was stirred 24 h at ambient temperature then concentrated to dryness. The residue was purified by chromatography on silica gel with methanol/chloroform as eluant to yield 0.21 g (12%) of the desired product, shown below, as a tan oil. $^1\text{H-NMR}$ is consistent with structure; MS (ion spray) 313.0 (M-1); Anal. Calc'd for $\text{C}_{14}\text{H}_{19}\text{ClN}_2\text{O}_2\text{S}\cdot 0.1\text{CHCl}_3$: C, 51.83; H, 5.89; N, 8.57. Found: C, 51.58; H, 6.38; N, 8.04.

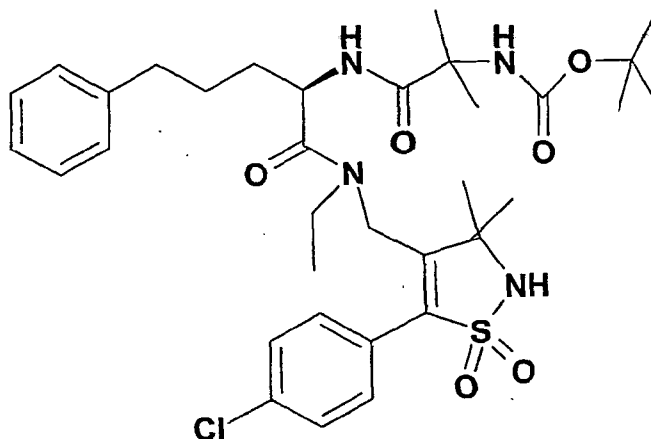
[5-(4-Chloro-phenyl)-3,3-dimethyl-1,1-dioxo-2,3-dihydro-1H-1 γ^6 -isothiazol-4-ylmethyl]-ethyl-amine.



To a solution of [5-(4-chloro-phenyl)-3,3-dimethyl-1,1-dioxo-2,3-dihydro-1H-1 γ^6 -isothiazol-4-ylmethyl]-ethyl-amine, 0.2 g (0.63 mmol) in 10 mL of tetrahydrofuran was added 0.24 g (0.63 mmol) of 368979, 0.1 g (0.69 mmol) of 1-hydroxybenzotriazole hydrate and 0.14 g (0.69 mmol) of 1,3-dicyclohexylcarbodiimide. After stirring 24 h, the reaction mixture was concentrated to dryness. The residue was slurried in ethyl acetate and water was added. The mixture

-127-

was extracted with ethyl acetate. The combined organics were washed with brine, dried over sodium sulfate, filtered and concentrated to dryness. The residue was chromatographed on silica gel using 2% methanol/chloroform as eluant to yield 0.3 g (70%) of the desired product as a tan foam. ¹H-NMR is consistent with structure; MS (ion spray) 675.7 (M+1). [1-(1-{[5-(4-Chloro-phenyl)-3,3-dimethyl-1,1-dioxo-2,3-dihydro-1H-1γ⁶-isothiazol-4-ylmethyl]-ethyl-carbamoyl}-4-phenyl-butylcarbamoyl)-1-methyl-ethyl]-carbamic acid tert-butyl ester.



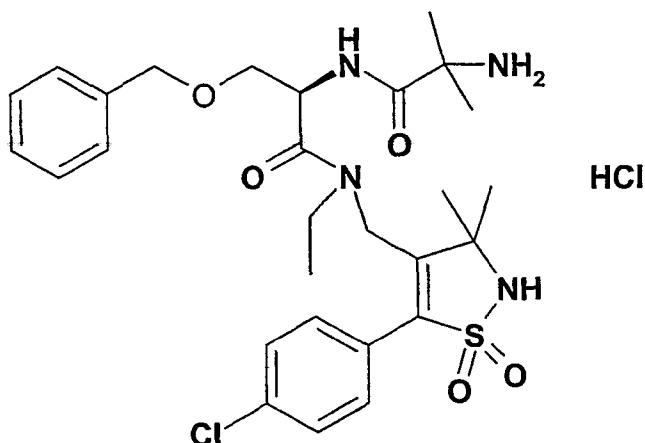
A solution of 0.3 g (0.45 mmol) of [1-(1-{[5-(4-Chloro-phenyl)-3,3-dimethyl-1,1-dioxo-2,3-dihydro-1H-1γ⁶-isothiazol-4-ylmethyl]-ethyl-carbamoyl}-4-phenyl-butylcarbamoyl)-1-methyl-ethyl]-carbamic acid tert-butyl ester in 10 mL of acetic acid saturated with HCl gas was stirred at ambient temperature for 4 h, then concentrated to dryness. The residue was dissolved in toluene and concentrated to dryness three times to azeotrope off the acetic acid. The residue was slurried in ether and filtered to yield 0.24 g (89%) of the title product as a white solid. ¹H-NMR is consistent with structure; MS (ion spray) 573.3

-128-

(M-1); Anal. Calc'd for $C_{29}H_{39}N_4O_4S \cdot 1.6HCl$: C, 54.98; H, 6.46; N, 8.84. Found: C, 54.82; H, 6.21; N, 8.66.

EXAMPLE 39B

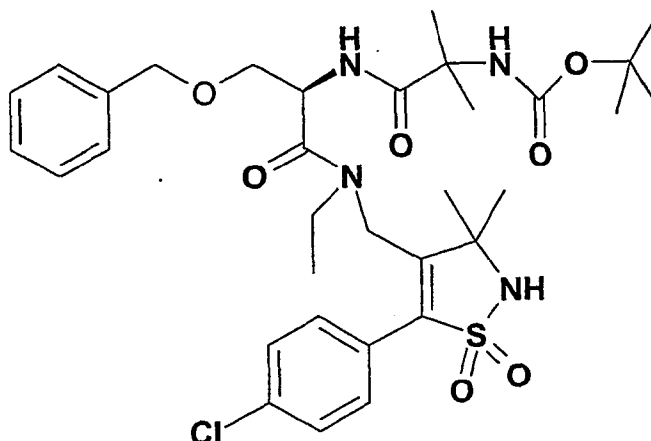
5 2-Amino-N-(2-benzyloxy-1-{[5-(4-chloro-phenyl)-3,3-dimethyl-1,1-dioxo-2,3-dihydro-1H-1 λ^6 -isothiazol-4-ylmethyl]-ethyl-carbamoyl}-ethyl)-2-methyl-propionamide hydrochloride



10 The title compound was prepared as follows:
 The intermediate, [5-(4-Chloro-phenyl)-3,3-dimethyl-1,1-dioxo-2,3-dihydro-1H-1 λ^6 -isothiazol-4-ylmethyl]-ethyl-amine (0.55 g, 1.6 mmol), was combined with 1-hydroxy-benzotriazole hydrate (0.22 g, 1.6 mmol), 1,3-
 15 dicyclohexylcarbodiimide (0.33 g, 1.6 mmol), and 3-benzyloxy-2-(2-tert-butoxycarbonylamino-2-methyl-propionylamino)-propionic acid (0.61 g, 1.6 mmol) in tetrahydrofuran and the resulting mixture stirred overnight at room temperature. The mixture was concentrated and the
 20 residue was taken up in ethyl acetate and the mixture filtered. Concentration of the filtrate and chromatography of the residue over silica (methanol/chloroform) allowed for

-129-

recovery of 1.0 g (92%) of reasonably pure product as an off white solid. MS(ES): (M+1)⁺ 677.4 m/z.



5 The compound from above, [1-(2-benzyloxy-1-{[5-(4-chloro-phenyl)-3,3-dimethyl-1,1-dioxo-2,3-dihydro-1H-1λ⁶-isothiazol-4-ylmethyl]-ethyl-carbamoyl}-ethylcarbamoyl)-1-methyl-ethyl]-carbamic acid tert-butyl ester (1.00 g, 1.48 mmol) was dissolved in dichloromethane (30 mL) and

10 trifluoroacetic acid added (5 mL) and the mixture stirred for 2 hours at room temperature. The mixture was concentrated in vacuo and the residue treated with saturated aqueous sodium bicarbonate followed by extraction with ethyl acetate. The combined extracts were dried over sodium

15 sulfate. Concentration left a residue which was chromatographed over silica (methanol/chloroform) to give the amine. This amine was dissolved in minimal ethyl acetate and treated with excess ether/hydrochloric acid. Concentration and drying netted 0.37 g (41%) of the desired

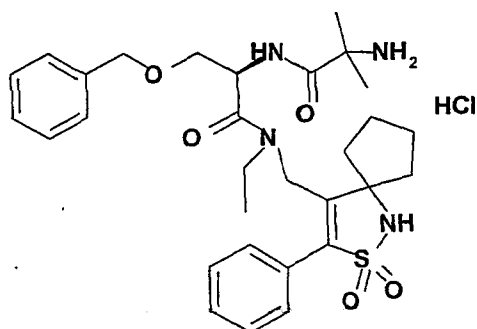
20 hydrochloride salt as a white solid. Anal. Calc'd for C₂₈H₃ClN₄O₅S·1.1HCl: C, 54.49; H, 6.22; N, 9.38. Found: C, 54.17; H, 6.16; N, 9.38. m.p. 107-113°C. MS(ES): (M+1)⁺ 579.4 m/z.

-130-

Examples 40 and 41

2-Amino-N-{2-benzyloxy-1-[2,2-dioxo-3-phenyl-2 λ^6 -thia-1-aza-
 spiro[4.4]non-3-en-4-ylmethyl)-ethyl-carbamoyl]-ethyl}-2-
 methyl-propionamide hydrochloride

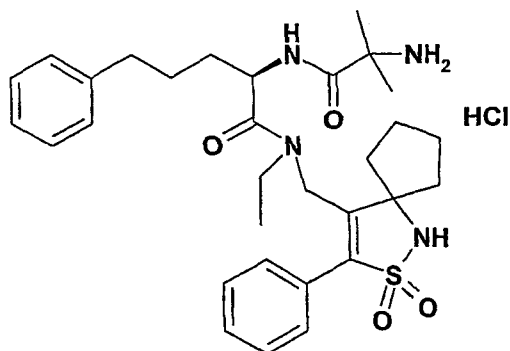
5



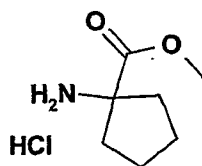
and

2-(2-Amino-2-methyl-propionylamino)-5-phenyl-pentanoic acid
 (2,2-dioxo-3-phenyl-2 λ^6 -thia-1-aza-spiro[4.4]non-3-en-4-
 ylmethyl)-ethyl-amide hydrochloride

10



The title compounds, as shown above, were prepared as follows:

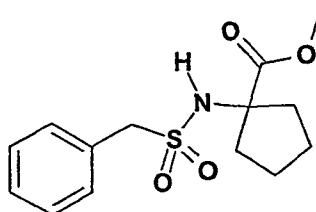


15

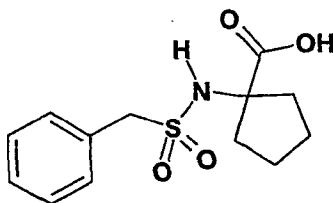
1-Amino-1-cyclopentane-carboxylic acid (5.00 g, 38.8 mmol), was dissolved in methanol (100 mL) and then thionyl chloride (9.25 g, 77.7 mmol) was added dropwise with

-131-

stirring. The resulting mixture was stirred overnight at room temperature and then concentrated *in vacuo* which left a white solid. The solid was triturated in ethyl ether, filtered, and dried to give 6.78 g (97 %) of the amino-ester hydrochloride as a white solid. ¹H NMR was consistent with product. ESMS (M+1) 144.2

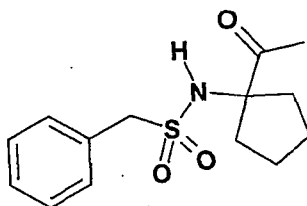


The amino-ester hydrochloride (2.00 g, 11.2 mmol) was combined with triethylamine (3.90 mL, 28.0 mmol), and 4-dimethylaminopyridine (cat. 20 mg), in dichloromethane (25 mL) at room temperature. Then α -toluenesulfonyl-chloride (2.12 g, 11.2 mmol) was added and the resulting mixture stirred over the weekend at room temperature. Aqueous 1N hydrochloric acid (25 mL) was then added and the aqueous phase extracted with 3 x 25 mL of dichloromethane. The combined extracts were dried over sodium sulfate and concentrated *in vacuo* to give a residue which was chromatographed over silica (chloroform/methanol) to give 2.40 g (72 %) of the desired product as an off white solid. ¹H NMR was consistent with product. ESMS: (M+1)⁺ 298.4. Anal. Calcd. for C₁₄H₁₉NO₄S: C, 56.55; H, 6.44; N, 4.71. Found: C, 56.28; H, 6.46; N, 4.69.



-132-

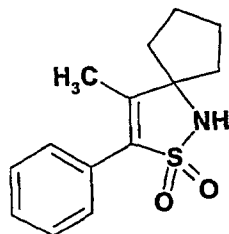
The ester from above (5.50 g, 18.5 mmol) was combined with 2 N aqueous sodium hydroxide (60 mL), tetrahydrofuran (5 mL), and ethanol (5 mL) and the mixture stirred at room temperature until hydrolysis was complete. Aqueous
5 hydrochloric acid (5 N) was added until the aqueous mixture reached pH 2.0 - 2.5 and the aqueous phase was then extracted with ethyl acetate. Concentration of the extracts and drying of the resulting solid netted 4.90 g (94 %) of the desired acid. An analytical sample was obtained by
10 chromatography over silica (5-10 % methanol/chloroform). ESMS: (M-1)⁻ 282.2. ¹H NMR was consistent with product. Anal. Calcd. for C₁₃H₁₇NO₄S: C, 55.11; H, 6.05; N, 4.94. Found: C, 55.00; H, 6.00; N, 4.92.



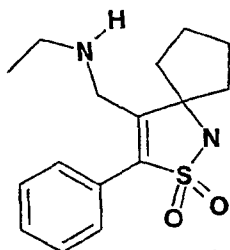
15 The acid from above (2.00 g, 7.0 mmol) was dissolved in anhydrous tetrahydrofuran (75 mL) and the mixture cooled to -70°C (dry ice/acetone bath) under nitrogen. Then methyl lithium (25.24 mL, 1.4 M in ethyl ether) was added via syringe and the resulting mixture stirred for 5 hours while
20 slowly warming to near room temperature. The reaction was then quenched into a stirred mixture of ice/1N aqueous hydrochloric acid and the aqueous mixture extracted with ethyl acetate. The combined extracts were concentrated and the resulting residue chromatographed over silica
25 (chloroform/methanol) which allowed for isolation of 1.30 g (65 %) of the desired ketone as a white solid. ¹H NMR was consistent with product. ESMS: (M+1)⁺ 282.2. Anal. Calcd. for C₁₄H₁₉NO₃S: C, 59.76; H, 6.81; N, 4.98.

-133-

Found: C, 59.56; H, 6.62; N, 4.79.



The ketone (1.50 g, 5.3 mmol) was dissolved in N,N-dimethyl-formamide (25 mL) and then sodium hydride (60 %, 0.53 g, 13.25 mmol) added and the resulting mixture heated at 90°C overnight. The solvent was then removed *in vacuo* and the resulting residue taken up in dilute aqueous hydrochloric acid. The aqueous mixture was extracted with ethyl acetate and the combined extracts were concentrated to leave a residue. This residue was chromatographed over silica (chloroform/methanol) which allowed for isolation of the desired product 1.15 g (82 %) as a white solid. ESMS: (M+1)⁺ 264.2. ¹H NMR was consistent with product.

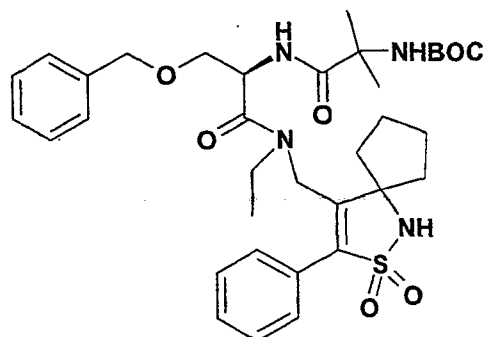


15

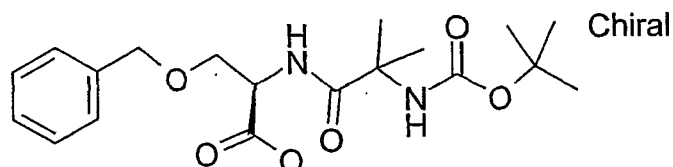
The product from above (1.00 g, 3.8 mmol) was slurried in carbon tetrachloride (40 mL) and N-bromosuccinimide (1.01 g, 5.7 mmol) and 2,2'-azobis(2-methyl)-propionitrile (0.05 g, cat.) were added. This mixture was heated at reflux for 2 hours after which time the reaction was cooled to ambient temperature and diluted with dichloromethane. The organic mixture was washed with water (2 x 40 mL) and dried over sodium sulfate. Concentration left a residue which was

-134-

taken up in ethanol (30 mL) followed by the addition of ethylamine (70%, 2.5 mL) and this mixture allowed to stir overnight at room temperature. The mixture was then concentrated and the residue chromatographed over silica (chloroform/methanol) which allowed for isolation of 0.75 g (64 %) of the desired product as a yellow solid. ESMS: (M+1)⁺ 307.2. ¹H NMR was consistent with product.



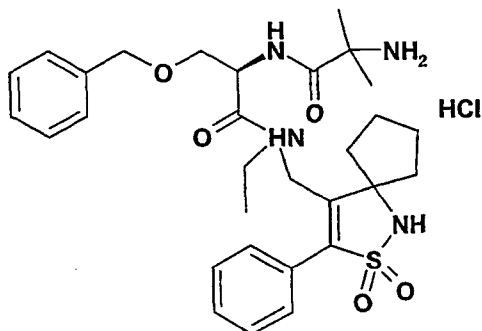
The amine from above (0.70 g, 2.29 mmol) was combined with



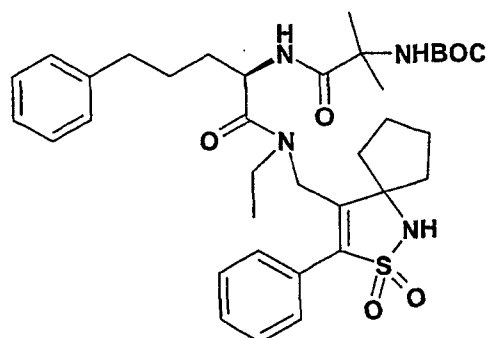
(0.87 g, 2.29 mmol), 1-hydroxybenzotriazole hydrate (0.31 g, 2.29 mmol), and 1,3-dicyclohexyl-carbodiimide (0.47 g, 2.29 mmol) in tetrahydrofuran (30 mL) and the mixture stirred overnight at ambient temperature. The reaction was then concentrated and the residue taken up in ethyl acetate and filtered. The filtrate was concentrated and this residue chromatographed over silica (chloroform/methanol) which allowed for isolation of the desired product 1.40 g (91 %) as an off white foam. ESMS: (M+1)⁺ 669.4. ¹H NMR was consistent with product. Anal. Calcd. for C₃₅H₄₉N₄O₇S: C, 62.85; H, 7.23; N, 8.38.

-135-

Found: C, 62.58; H, 7.23; N, 8.67.

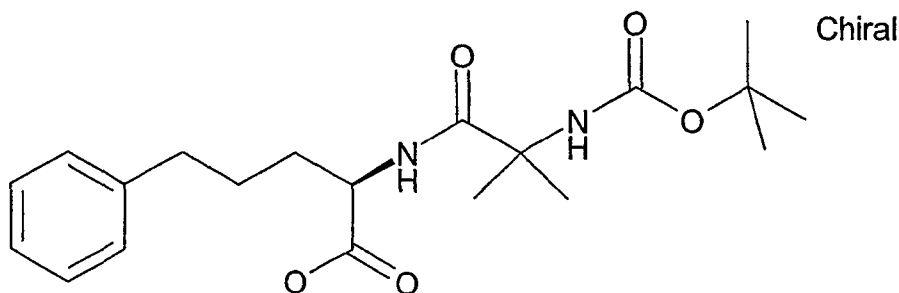


The BOC protected derivative from above (0.80 g, 1.20 mmol) was added to a solution of acetic acid saturated with HCl gas (10 mL). The mixture was stirred for 4 hours at room temperature after which time the mixture was concentrated *in vacuo*. The residue was concentrated twice from toluene and the resulting light solid was slurried in diethyl ether, filtered, and dried to net 0.57 g (78 %) of the HCl salt as an off white solid. ¹H NMR was consistent with product. ESMS: (M+1)⁺ 569.4, 570.5. Anal. Calcd. for C₃₀H₄₁N₄O₅SCl: C, 59.54; H, 6.83; N, 9.26. Found: C, 59.26; H, 6.85; N, 9.25.

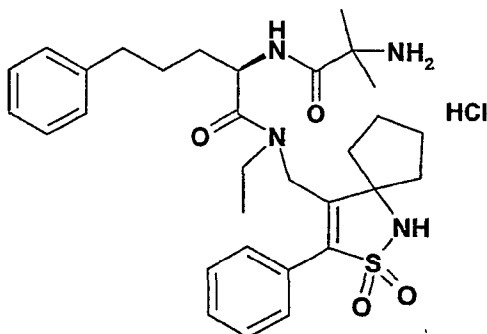


-136-

The amine from above (0.30 g, 0.98 mmol) was combined with



5 (0.37 g, 0.98 mmol), 1-hydroxy-benzotriazole hydrate (0.13 g, 0.98 mmol), and 1,3-dicyclohexyl-carbodiimide (0.20 g, 0.98 mmol) in tetrahydrofuran (20 mL) and the mixture stirred over the weekend at ambient temperature. The reaction was then concentrated and the residue taken up in
10 ethyl acetate and filtered. The filtrate was concentrated and this residue chromatographed over silica (chloroform/methanol) which allowed for isolation of the desired product 0.12 g (65 %). ¹H NMR was consistent with product. ESMS: (M+1)⁺ 667.4.



15

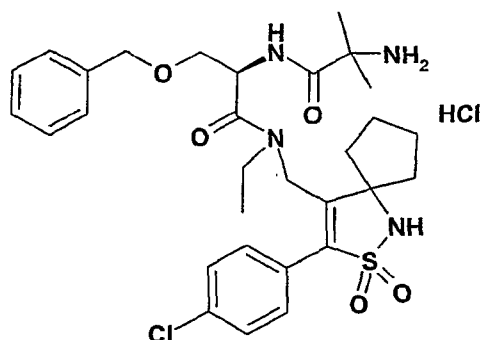
The BOC protected derivative from above (0.12 g, 0.18 mmol) was added to a solution of acetic acid saturated with HCl gas (2.0 mL). The mixture was stirred for 4 hours at room temperature after which time the mixture was
20 concentrated in vacuo. The residue was concentrated twice

-137-

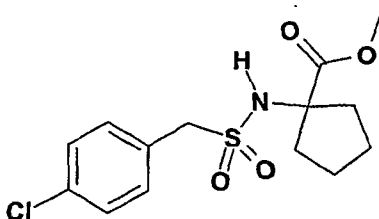
from toluene and the resulting light solid was slurried in diethyl ether, filtered, and dried to net 0.07 g (67 %) of the HCl salt as a tan solid. ¹H NMR was consistent with product. ESMS: (M+1)⁺ 567.5, 568.5. Anal. Calcd. for
 5 C₃₁H₄₁N₄O₄S.2.5HCl: C, 56.59; H, 6.82; N, 8.52. Found: C, 56.76; H, 6.63; N, 9.65.

Example 42

10 2-Amino-N-(2-benzyloxy-1-{[3-(4-chloro-phenyl)-2,2-dioxo-
2λ⁶-thia-1-aza-spiro[4.4]non-3-en-4-yl methyl]-ethyl-
carbamoyl}-ethyl)-2-methyl-propionamide hydrochloride



The title compound, as shown above, was prepared as follows:

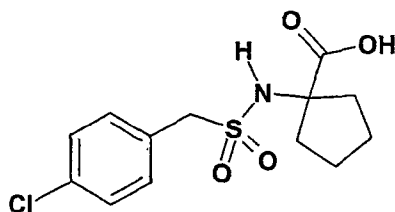


15

The amino-ester hydrochloride (2.50 g, 14.0 mmol) (as previously described) was combined with triethylamine (9.0 mL, 64.7 mmol), and 4-dimethylaminopyridine (cat. 50 mg), in dichloromethane (75 mL) at room temperature. Then 4-chloro-
 20 α-toluene-sulfonylchloride (as previously described) (3.00 g, 13.4 mmol) was added and the resulting mixture stirred

-138-

overnight at room temperature. Water was then added and the pH of the aqueous phase adjusted to 2.5 with aqueous hydrochloric acid. The mixture was then extracted with dichloromethane and the combined extracts were dried over sodium sulfate and concentrated *in vacuo*. The resulting residue was chromatographed over silica (chloroform/methanol) to give 2.00 g (45 %) of the desired product as a light yellow solid. ^1H NMR was consistent with product. ESMS: $(\text{M}-1)^-$ 330.1, 331.2. Anal. Calcd. for $\text{C}_{14}\text{H}_{18}\text{NO}_4\text{S}$: C, 50.68; H, 5.47; N, 4.22. Found: C, 50.14; H, 5.50; N, 4.21.

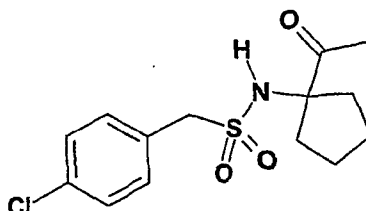


The ester from above (1.90 g, 5.74 mmol) was combined with 2 N aqueous sodium hydroxide (40 mL), tetrahydrofuran (5 mL), and ethanol (5 mL) and the mixture stirred at room temperature until hydrolysis was complete. Aqueous hydrochloric acid (5 N) was added until the aqueous mixture reached pH 2.0 and the aqueous phase was then extracted with ethyl acetate. The combined extracts were dried over sodium sulfate and the solution concentrated *in vacuo*. The resulting solid was triturated in diethyl ether, filtered and dried to give 1.75 g (97 %) of the desired acid as a white solid. ^1H NMR was consistent with product. ESMS: $(\text{M}+1)^+$ 316.0, 317.1.

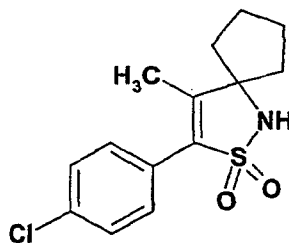
-139-

Anal. Calcd. for $C_{13}H_{16}NO_4S$: C, 49.13; H, 5.08; N, 4.41.

Found: C, 49.16; H, 5.01; N, 4.20.



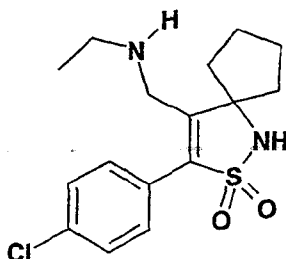
The acid from above (2.90 g, 9.2 mmol) was dissolved in
5 anhydrous dimethoxyethane (75 mL) and the mixture cooled to
-60°C (dry ice/acetone bath) under nitrogen. Then methyl
lithium (32.7 mL, 1.4 M in ethyl ether) was added via
syringe and the resulting mixture stirred for 4.5 hours
while slowly warming to near 0°C. The reaction was then
10 quenched into a stirred mixture of ice/1N aqueous
hydrochloric acid and the aqueous mixture extracted with
ethyl acetate. The combined extracts were concentrated and
the resulting residue chromatographed over silica
(chloroform/methanol) which allowed for isolation of 2.30 g
15 (79 %) of the desired ketone as a white solid. 1H NMR was
consistent with product. ESMS: $(M+1)^+$ 316.1. Anal. Calcd.
for $C_{14}H_{18}NO_3S$: C, 53.24; H, 5.74; N, 4.43. Found: C,
52.50; H, 5.48; N, 4.29.



20 The ketone (2.50 g, 7.94 mmol) was dissolved in N,N-
dimethylformamide (40 mL) and then sodium hydride (60 %, 0.70 g, 17.4 mmol) was added and the resulting mixture
heated at 100°C overnight. The solvent was then removed *in vacuo* and the resulting residue taken up in dilute aqueous

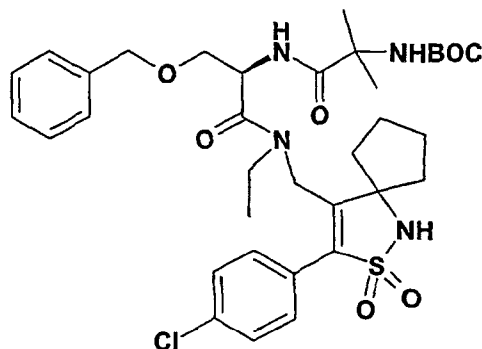
-140-

hydrochloric acid. The aqueous mixture was extracted with ethyl acetate and the combined extracts were concentrated to leave a residue. This residue was chromatographed over silica (chloroform/methanol) which allowed for isolation of the desired product 2.00 g (84%) as a white solid. ESMS: (M+1)⁺ 298.4. ¹H NMR was consistent with product. Anal. Calcd. for C₁₄H₁₆NO₂SCl: C, 56.46; H, 5.41; N, 4.70. Found: C, 56.17; H, 5.32; N, 4.69.

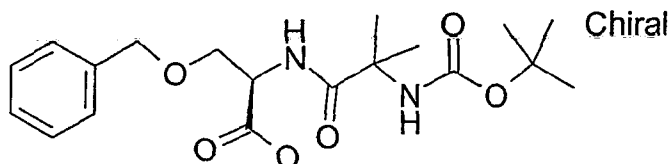


The product from above (1.80 g, 6.1 mmol) was slurried in carbon tetrachloride (50 mL) and N-bromosuccinimide (1.62 g, 9.1 mmol) and 2,2'-azobis(2-methyl)-propionitrile (0.05 g, cat.) were added. This mixture was heated at reflux for 4 hours after which time the reaction was cooled to ambient temperature and diluted with dichloromethane. The organic mixture was washed with water (2 x 40 mL) and dried over sodium sulfate. Concentration left a residue which was taken up in ethanol (40 mL) followed by the addition of ethylamine (70%, 4.0 mL) and this mixture allowed to stir overnight at room temperature. The mixture was then concentrated and the residue chromatographed over silica (chloroform/methanol) which allowed for isolation of 0.36 g (17 %) of the desired product.

-141-

ESMS: (M+1)⁺ 341.1, 343.0.

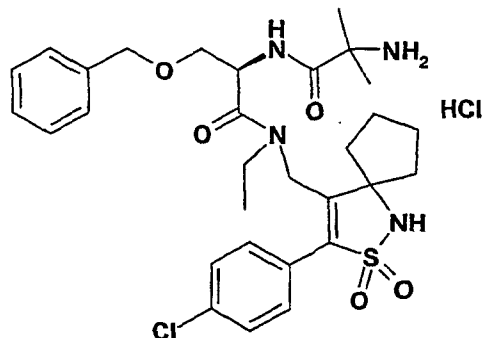
The amine from above (0.35 g, 1.03 mmol) was combined with



5

(0.39 g, 1.03 mmol), 1-hydroxybenzotriazole hydrate (0.14 g, 1.03 mmol), and 1,3-dicyclohexyl-carbodiimide (0.21 g, 1.03 mmol) in tetrahydrofuran (25 mL) and the mixture stirred overnight at ambient temperature. The reaction was then concentrated and the residue taken up in ethyl acetate and filtered. The filtrate was concentrated and this residue chromatographed over silica (chloroform/methanol) which allowed for isolation of the desired product 0.21 g (29 %). ESMS: (M+1)⁺ 703.5. ¹H NMR was consistent with product.

10



15

The BOC protected derivative from above (0.20 g, 0.28 mmol) was added to a solution of acetic acid saturated with

-142-

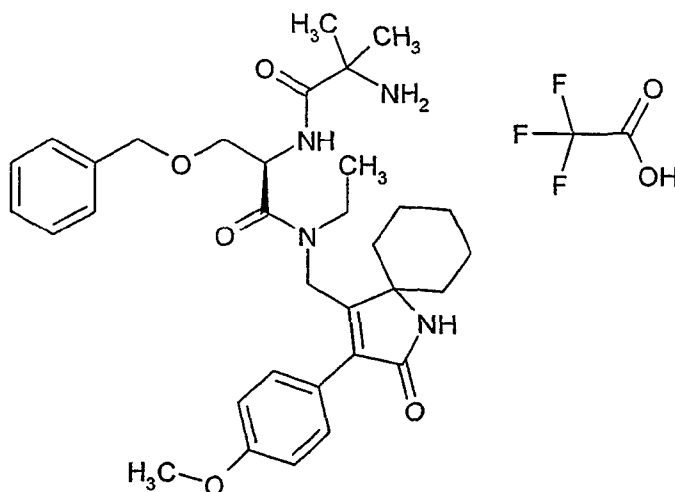
HCl gas (5 mL). The mixture was stirred for 3 hours at room temperature after which time the mixture was concentrated in vacuo. The residue was concentrated twice from toluene and the resulting light solid was slurried in diethyl ether, filtered, and dried to net 0.08 g (45 %) of the HCl salt as a tan solid. ^1H NMR was consistent with product. ESMS: $(\text{M}+1)^+$ 603.2, 604.4. Anal. Calcd. for $\text{C}_{30}\text{H}_{40}\text{N}_4\text{O}_5\text{SCl}_2$: C, 56.33; H, 6.30; N, 8.76. Found: C, 53.55; H, 6.03; N, 8.85.

10

Example 43

2-(R)-2-(2-Amino-2-methylpropionylamino)-3-phenylmethoxypropionic acid N-ethyl-N-(3-(4-methoxyphenyl)-2-oxo-1-azaspiro[4.5]dec-3-ene-4-ylmethyl)amide trifluoroacetate

15

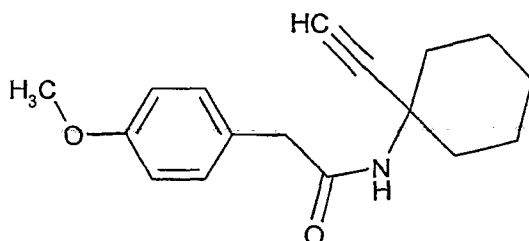


The title compound, as shown above, was prepared as follows.

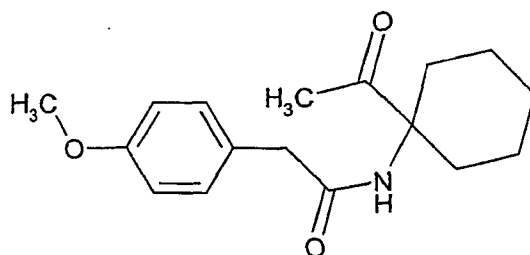
4-Methoxyphenylacetic acid (739 mg, 4.44 mmol) was dissolved in THF (18 mL), triethylamine (0.9 mL) and tetramethylbenzotriazolyl urea (1.42 g, 4.42 mmol) were added. After stirring for 10 min, 1-ethynyl-1-cyclo-

-143-

hexylamine (300 μ l, 2.22 mmol) was added and the mixture was stirred for 90 min at room temperature, diluted with CH_2Cl_2 and washed with water, diluted HCl and saturated NaHCO_3 . The organic layer was dried (Na_2SO_4) and evaporated. The product was recrystallized from EtOH to yield 485 mg (81 %) of white solid N-(1-ethynylcyclo-hexyl)-4-methoxyphenylacetamide, shown below. MS (IS): 272 $[\text{MH}]^+$.



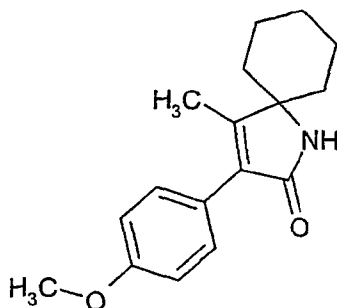
10 N-(1-Acetylcyclohexyl)-4-methoxyphenylacetamide was prepared according to the method described in Pestic. Sci. 1993, 39, 185-192. Yield: 477 mg, 92%; MS (IS): 290 $[\text{MH}]^+$.



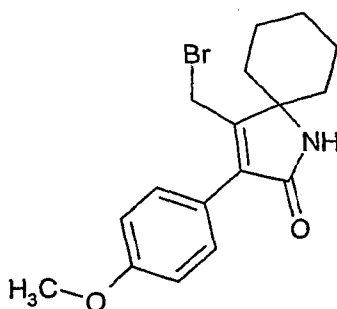
15 N-(1-Acetylcyclohexyl)-4-methoxyphenylacetamide (460 mg, 1.59 mmol) was dissolved in acetonitrile (60 mL) and dichloromethane (10 mL) under argon and NaH (60 %, 2.4 eq.) was added in portions. The mixture was stirred overnight at room temperature, water was added and the solvent
20 evaporated. The residue was dissolved in dichloromethane, washed with water and the organic layer was dried (Na_2SO_4) and concentrated.

-144-

Recrystallization from EtOH yielded the product (397 mg, 92 %) as white solid. 3-(4-methoxyphenyl)-4-methyl-1-azaspiro [4.5] dec-3-ene-2-one, shown below. MS (IS): 272 [MH]⁺.



5 3-(4-Methoxyphenyl)-4-methyl-1-azaspiro[4.5]dec-3-ene-
2-one (200 mg, 0.76 mmol) and N-bromosuccinimide (1 eq.)
were stirred in 20 mL CCl₄ with a catalytic amount of
benzoyl peroxide for 3 h at 85°C. After cooling to room
temperature the mixture was diluted with CH₂Cl₂, washed with
10 water, dried (Na₂SO₄) and evaporated. Recrystallization from
ethanol yielded the product (250 mg, 97 %) as white solid 4-
bromomethyl-3-(4-methoxy-phenyl)-1-azaspiro[4.5]dec-3-ene-2-
one, shown below.
MS (IS): 350 [MH]⁺.

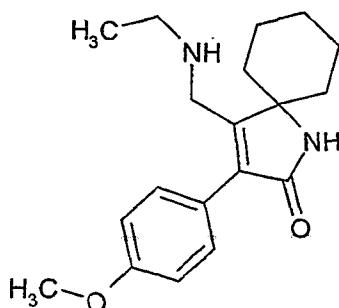


15 4-Bromomethyl-3-(4-methoxyphenyl)-1-azaspiro [4.5] dec-
3-ene-2-one (250 mg, 0.71 mmol) was dissolved in ethanol (15
mL) and ethylamine (70 % solution in water, 2 mL), the
mixture was stirred overnight at room temperature and
20 concentrated. The residue was dissolved in CH₂Cl₂, washed

-145-

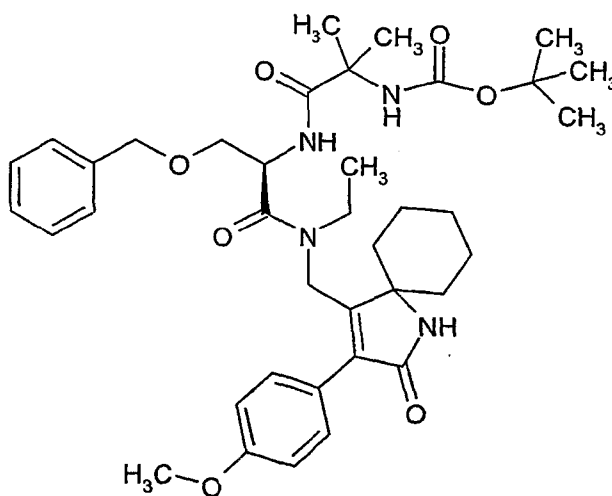
with water and extracted with 0.5 M HCl. After addition of NaOH and extraction with CH₂Cl₂ the organic layer was dried (Na₂SO₄) and evaporated to yield 0.22 g (98%) of 4-ethylaminomethyl-3-(4-methoxyphenyl)-1-azaspiro[4.5]dec-3-ene-2-one, shown below, as a solid.

MS (IS): 315 [MH]⁺.



2-(R)-2-(2-(N-tert-butoxycarbonylamino)-2-methylpropionylamino)-3-phenylmethoxypropionic acid N-ethyl-N-(3-(4-methoxyphenyl)-2-oxo-1-azaspiro[4.5]dec-3-ene-4-ylmethyl)amide was prepared according to the methods described in Example 1. Yield: 127 mg, 60%

MS (IS): 677 [MH]⁺.

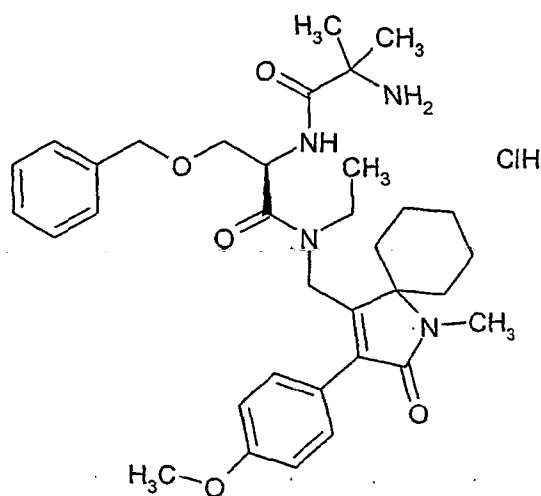


15 The title compound was prepared according to the methods described in Example 1. Yield: 87 mg, 80%; MS (IS): 599 [MNa]⁺, 577 [MH]⁺; m.p. 132°C.

-146-

Example 44

2-(R)-2-(2-Amino-2-methylpropionylamino)-3-phenylmethoxy-
propionic acid N-ethyl-N-(3-(4-methoxyphenyl)-1-methyl-2-
5 oxo-1-azaspiro[4.5]dec-3-ene-4-ylmethyl)amide hydrochloride

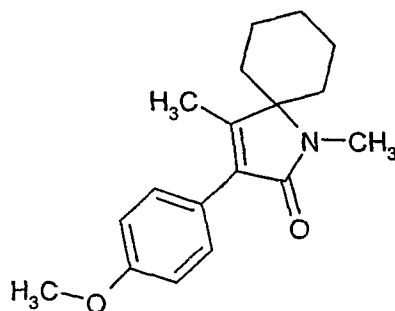


The title compound, shown above, was prepared as follows:

10 N-(1-Acetylcyclohexyl)-4-methoxyphenylacetamide (from Example 10) (1.66 g, 6.10 mmol) was dissolved in acetonitrile (200 mL) and dichloromethane (30 mL) under argon, NaH (60%, 2.4 eq.) and iodomethane (1.3 eq.) were added in portions. The mixture was stirred overnight at
15 room temperature, water was added and the solvent evaporated. The residue was dissolved in dichloromethane, washed with water and the organic layer was dried (Na₂SO₄) and concentrated.

-147-

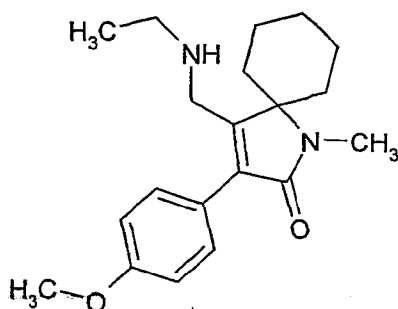
Recrystallization from EtOH yielded 3-(4-methoxyphenyl)-1,4-dimethyl-1-azaspiro[4.5]dec-3-ene-2-one (1.08 g, 62%), shown below, as a white solid. MS (IS): 286 [MH]⁺.



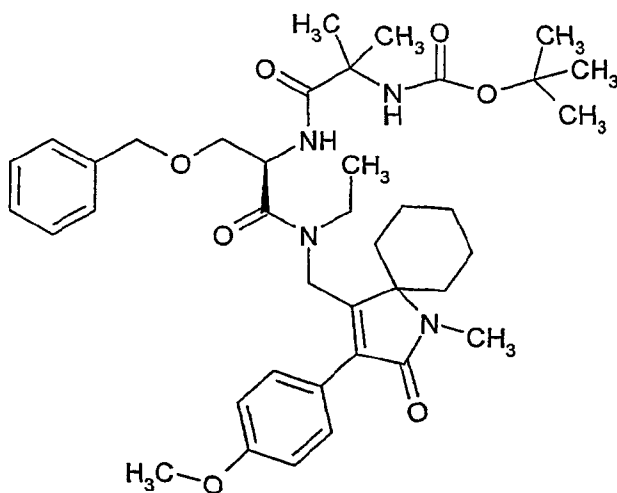
- 5 3-(4-Methoxyphenyl)-1,4-dimethyl-1-azaspiro[4.5]dec-3-ene-2-one (881 mg, 3.09 mmol) and N-bromosuccinimide (1.2 eq.) were stirred in 40 mL CCl₄ with a catalytic amount of benzoyl peroxide for 3 h at 85°C. After cooling to room temperature the mixture was diluted with CH₂Cl₂, washed with
- 10 water, dried (Na₂SO₄) and evaporated. The 4-bromomethyl-3-(4-methoxyphenyl)-1-methyl-1-azaspiro [4.5] dec-3-ene-2-one thus obtained was dissolved in ethanol (100 mL), CH₂Cl₂ (20 mL), and ethylamine (70 % solution in water, 2 mL), the mixture was stirred overnight at room temperature and
- 15 concentrated. The residue was dissolved in CH₂Cl₂, washed with water and extracted with 0.5 M HCl.

-148-

After addition of NaOH and extraction with CH_2Cl_2 the organic layer was dried (Na_2SO_4) and evaporated to yield 646 mg (64%) of 4-ethylamino-methyl-3-(4-methoxyphenyl)-1-methyl-1-azaspiro[4.5]dec-3-ene-2-one product, shown below,
5 as a solid. MS (IS): 329 $[\text{MH}]^+$.



2-(R)-2-(2-(N-tert-Butoxycarbonylamino)-2-methylpropionylamino)-3-phenylmethoxypropionic acid N-ethyl-N-(3-(4-methoxyphenyl)-1-methyl-2-oxo-1-azaspiro [4.5] dec-3-ene-4-ylmethyl)amide was prepared according to the methods
10 described in Example 1. Yield: 1.209 g, 87%; MS (IS): 713 $[\text{MNa}]^+$, 691 $[\text{MH}]^+$.

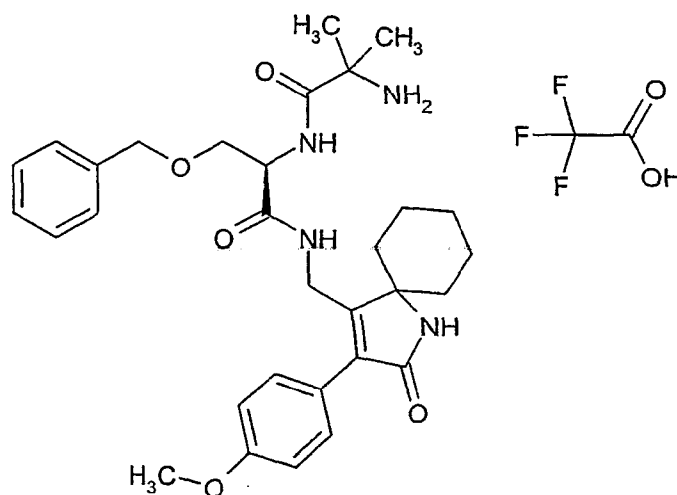


15 The title compound was prepared according to the methods described in Example 7. Yield: 564 mg, 51%; MS (IS): 613 $[\text{MNa}]^+$, 591 $[\text{MH}]^+$; m.p. 137°C.

-149-

Example 45

2-(R)-2-(2-Amino-2-methylpropionylamino)-3-phenylmethoxy-
propionic acid N-(3-(4-methoxyphenyl)-2-oxo-1-
5 azaspiro[4.5]dec-3-ene-4-ylmethyl)amide trifluoroacetate

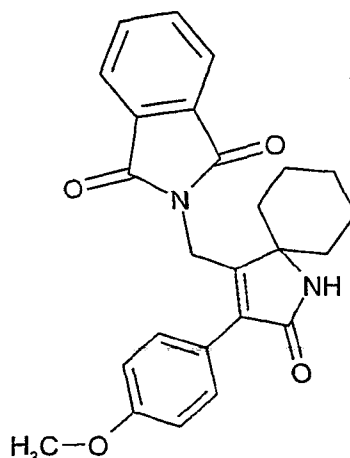


The title compound, shown above, was prepared as follows.

- 10 A solution of 4-bromomethyl-3-(4-methoxyphenyl)-1-azaspiro[4.5]dec-3-ene-2-one (from Example 43), (123 mg, 0.35 mmol) and potassium phthalimide (2 eq.) in DMF (15 mL) was stirred at 80°C for 17 h, after cooling to room temperature diluted with CH₂Cl₂ and washed with water and
- 15 NaHCO₃ solution.

-150-

The organic layer was dried (Na_2SO_4) and evaporated to yield 146 mg (100%) of 3-(4-methoxyphenyl)-4-(N-phthalimido)methyl-1-azaspiro[4.5]dec-3-ene-2-one, shown below, as a white solid. MS (IS): 439 $[\text{MNa}]^+$, 417 $[\text{MH}]^+$.

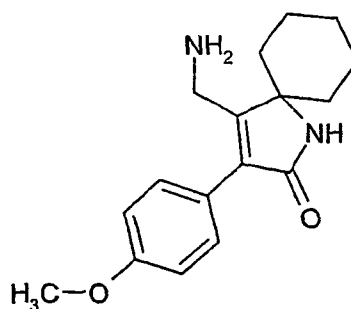


5

3-(4-Methoxyphenyl)-4-(N-phthalimido)methyl-1-azaspiro[4.5]dec-3-ene-2-one (146 mg, 0.35 mmol) and ethylenediamine (4.5 mL) were dissolved in dry n-butanol (25 mL) and stirred overnight at 90°C . The mixture was then diluted with ethyl acetate, washed with NaCl solution and water and extracted with 0.5 M HCl. After addition of NaOH and extraction with ethyl acetate the organic layer was dried (Na_2SO_4) and evaporated to yield 86 mg (86%) of 4-aminomethyl-3-(4-methoxyphenyl)-1-azaspiro[4.5]dec-3-ene-2-one, shown below, as a solid. MS (IS): 287 $[\text{MH}]^+$.

10

15

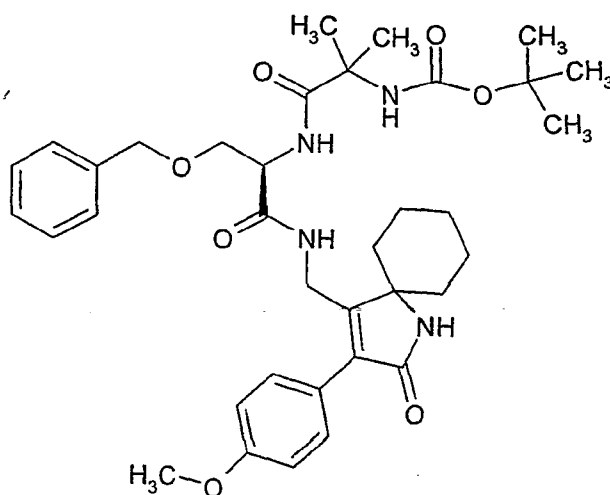


2-(R)-2-(2-(N-tert-Butoxycarbonylamino-2-methyl-propionylamino)-3-phenylmethoxypropionic acid N-(3-(4-

-151-

methoxyphenyl)-2-oxo-1-azaspiro[4.5]dec-3-ene-4-yl-methyl)amide, shown below, was prepared according to the methods described in Example 1. Yield: 97 mg, 50%; MS (IS): 650 [MH]⁺.

5



The title compound was prepared according to the methods described in Example 1. Yield: 27 mg, 33%; MS (IS): 550 [MH]⁺; m.p. 122-128°C (decomp.)

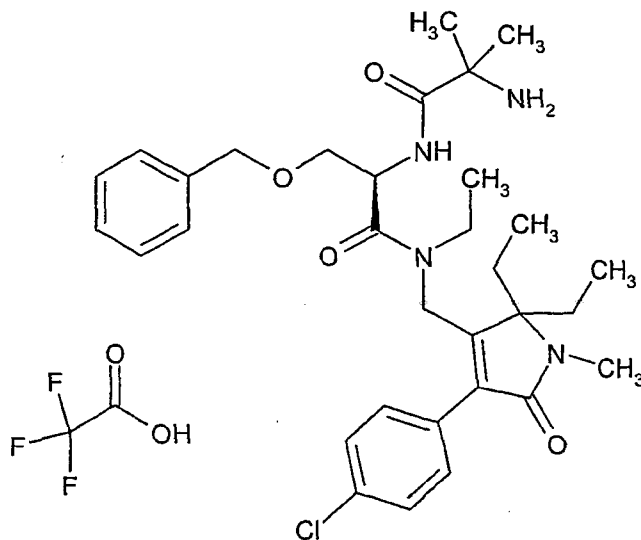
10

-152-

Example 46

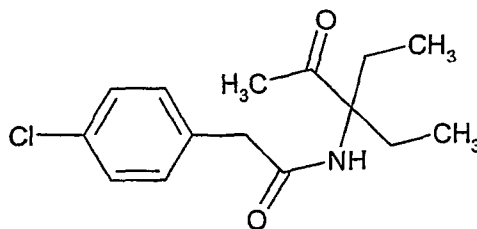
2-(R)-2-(2-Amino-2-methylpropionylamino)-3-phenylmethoxy-
 propionic acid N-(4-(4-chlorophenyl)-2,2-diethyl-5-oxo-3-
 pyrrolin-3-ylmethyl)-N-ethylamide trifluoroacetate

5



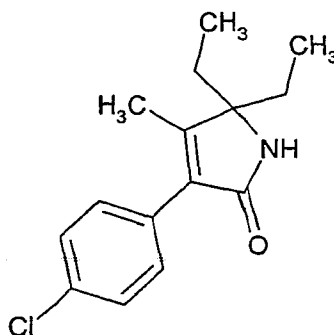
The title compound, shown above, was prepared as follows.

4-Chlorophenyl-N-(1,1-diethyl-2-oxopropyl)acetamide, shown below, was prepared from 4-chlorophenylacetic acid and 1,1-diethylpropargylamine according to the methods described in Example 43. Yield: 950 mg, 57%; MS (IS): 282 [MH]⁺.

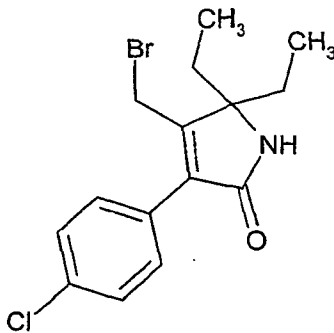


-153-

3-(4-Chlorophenyl)-5,5-diethyl-4-methyl-3-pyrrolin-2-one, shown below, was prepared according to the methods described in Example 43. Yield: 900 mg, 99%; MS (IS): 264
5 [MH]⁺.

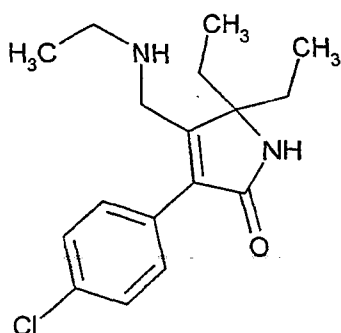


4-Bromomethyl-3-(4-chlorophenyl)-5,5-diethyl-3-pyrrolin-2-one, shown below, was prepared according to the
10 methods described in Example 43. Yield: 480 mg, 99%; MS (IS): 342 [MH]⁺.

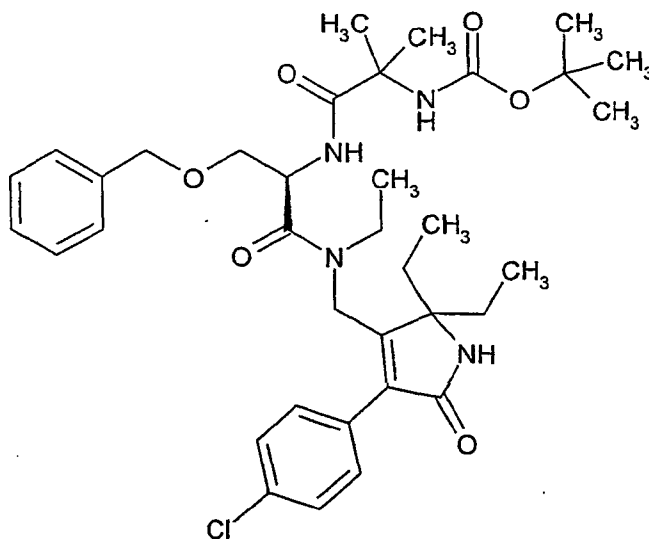


-154-

3-(4-Chlorophenyl)-5,5-diethyl-4-ethylaminomethyl-3-pyrrolin-2-one, shown below, was prepared according to the methods described in Example 43. Yield: 325 mg, 76%; MS (IS): 307 [MH]⁺.



2-(R)-2-(2-(N-tert-butoxycarbonylamino-2-methylpropionylamino)-3-phenylmethoxypropionic acid N-(4-(4-chlorophenyl)-2,2-diethyl-5-oxo-3-pyrrolin-3-ylmethyl)-N-ethylamide was prepared according to the methods described in Example 1. Yield: 485 mg, 91%; MS (IS): 669 [MH]⁺.

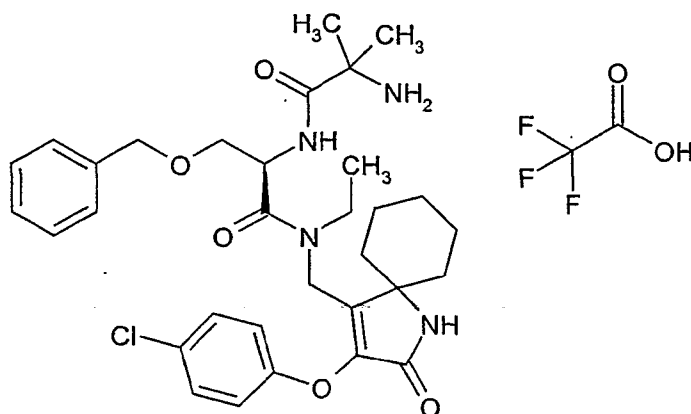


The title compound was prepared according to the methods described in Example 1. Yield: 335 mg, 69%; MS (IS): 569 [MH]⁺; m.p. 140-145°C.

-155-

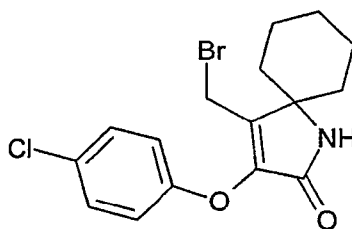
Example 47

2-(R)-2-(2-Amino-2-methylpropionylamino)-3-phenylmethoxy-
propionic acid N-(3-(4-chlorophenoxy)-2-oxo-1-azaspiro [4.5]
dec-3-ene-4-ylmethyl)-N-ethylamide trifluoroacetate



The title compound, shown above, was prepared as follows.

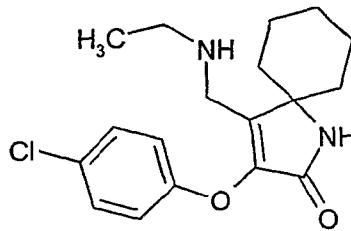
4-Bromomethyl-3-(4-chlorophenoxy)-1-azaspiro [4.5] dec-
 10 3-ene-2-one, shown below, was prepared from 4-chlorophenoxyacetic acid and 1-ethynyl-1-cyclohexylamine according to the methods described in Example 43. Yield: 0.9 g, 41%; MS (IS): 300 [MH]⁺.



-156-

3-(4-Chlorophenoxy)-4-ethylaminomethyl-1-azaspiro [4.5]
dec-3-ene-2-one, shown below, was prepared according to the
methods described in Example 43. Yield: 200 mg, 25%; MS

5 (IS): 335 [MH]⁺



The title compound was prepared and deprotected
according to the methods described in Example 1.

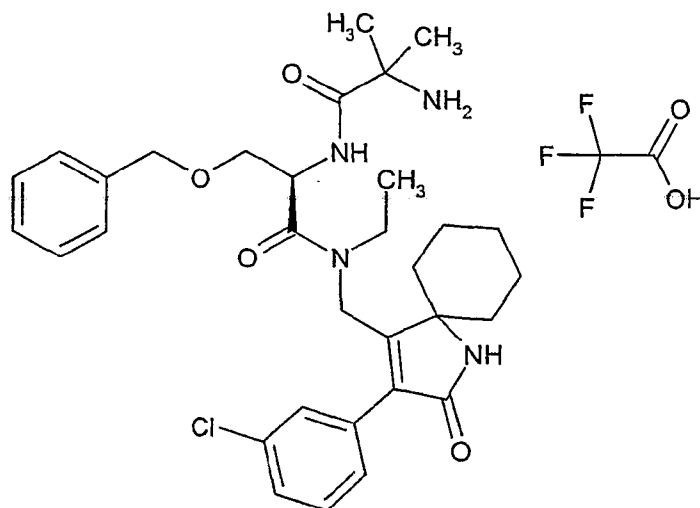
Yield: 242 mg, 57%; MS (IS): 597 [MH]⁺; m.p. 118°C.

10

-157-

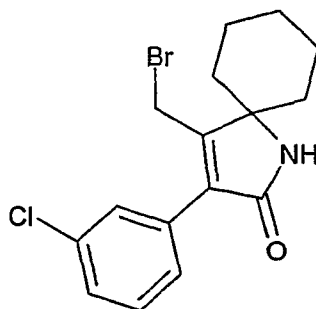
Example 48

2-(R)-2-(2-Amino-2-methylpropionylamino)-3-phenylmethoxypropionic acid N-(3-(3-chloro-phenyl)-2-oxo-1-azaspiro[4.5]dec-3-ene-4-ylmethyl)-N-ethylamide
trifluoroacetate



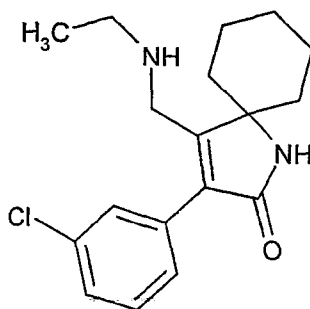
The title compound, shown above, was prepared as follows.

4-Bromomethyl-3-(3-chlorophenyl)-1-azaspiro[4.5]dec-3-ene-2-one, shown below, was prepared from 3-chlorophenylacetic acid and 1-ethynylcyclohexylamine according to the methods described in Example 43. Yield: 850 mg, 65%; MS (IS): 354 [MH]⁺.



-158-

3-(3-Chlorophenyl)-4-ethylaminomethyl-1-azaspiro [4.5]
dec-3-ene-2-one was prepared according to the methods
described in Example 43. Yield: 120 mg, 94%; MS (IS): 319
5 [MH]⁺.

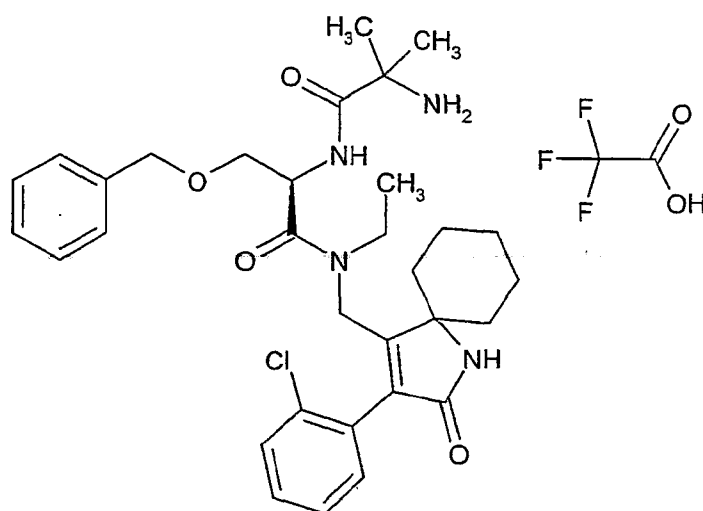


The title compound was prepared and deprotected
according to the methods described in Example 1.
Yield: 91 mg, 83%; MS (IS): 581 [MH]⁺; m.p. >90°C (decomp.)

-159-

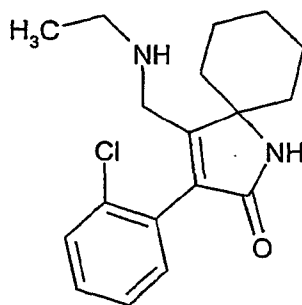
Example 49

2-(R)-2-(2-Amino-2-methylpropionylamino)-3-phenylmethoxy-
propionic acid N-(3-(2-chloro-phenyl)-2-oxo-1-azaspiro [4.5]
dec-3-ene-4-ylmethyl)-N-ethylamide trifluoroacetate



The title compound, as shown above, was prepared as follows.

10 3-(2-Chlorophenyl)-4-ethylaminomethyl-1-azaspiro[4.5]dec-3-ene-2-one, shown below, was prepared from 2-chlorophenylacetic acid and 1-ethynyl-1-cyclohexylamine according to the methods described in Example 43. Yield: 110 mg, 78%; MS (IS): 319 [MH]⁺.



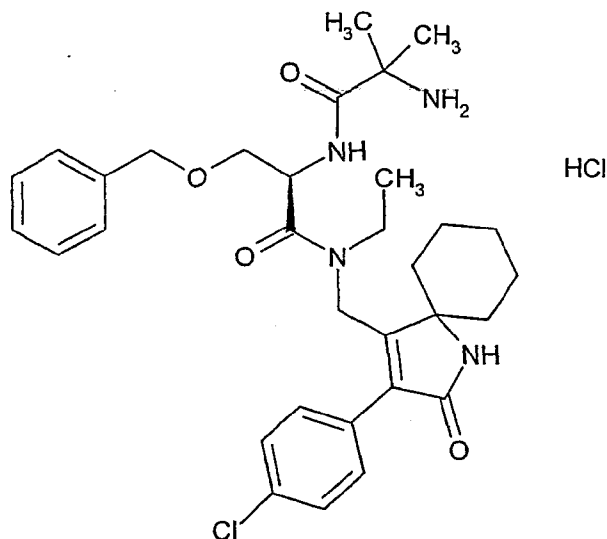
-160-

The title compound was prepared and deprotected according to the methods described in Example 1. Yield: 87 mg, 82%; MS (IS): 581 [MH]⁺; m.p. 132-137°C.

5

Example 50

2-(R)-2-(2-Amino-2-methylpropionylamino)-3-phenylmethoxy-propionic acid N-(3-(4-chlorophenyl)-2-oxo-1-azaspiro [4.5] dec-3-ene-4-ylmethyl)-N-ethylamide hydrochloride

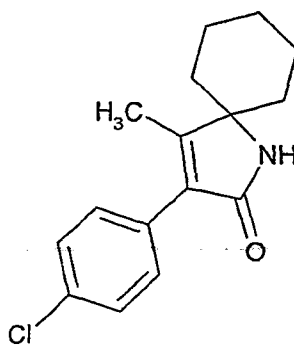


10

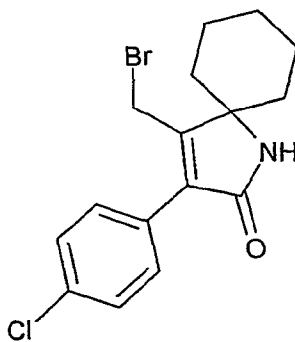
The title compound, as shown above, was prepared as follows.

-161-

3-(4-Chlorophenyl)-4-methyl-1-azaspiro[4.5]dec-3-ene-2-one, shown below, was prepared from 4-chlorophenyl-acetic acid and 1-ethynylcyclohexylamine according to the methods described in Example 43. Yield: 621 mg, 62%; MS (IS): 551 [M₂H]⁺, 276 [MH]⁺.

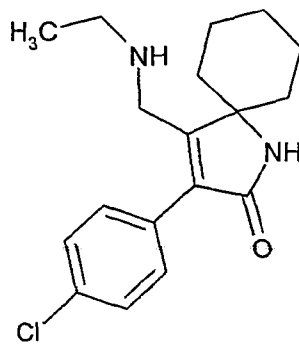


4-Bromomethyl-3-(4-chlorophenyl)-1-azaspiro[4.5]dec-3-ene-2-one was prepared according to the methods described in Example 43. Yield: 552 mg, 45%; MS (IS): 356 [MH]⁺.



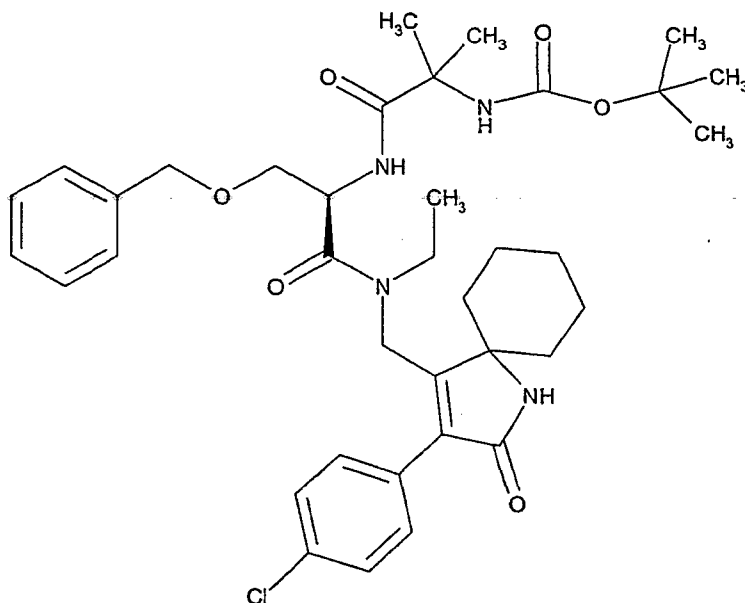
-162-

3-(4-Chlorophenyl)-4-ethylaminomethyl-1-azaspiro [4.5]
dec-3-ene-2-one was prepared according to the methods
described in Example 43. Yield: 444 mg, 89%; MS (IS): 319
5 [MH]⁺.



-163-

2-(R)-2-(2-(N-tert-Butoxycarbonylamino)-2-methyl-propionylamino)-3-phenyl-methoxypropionic acid N-(3-(4-chlorophenyl)-2-oxo-1-azaspiro[4.5]dec-3-ene-4-ylmethyl)-N-ethylamide, shown below, was prepared according to the methods described in Example 1. Yield: 900 mg, 95%; MS (IS): 703 [MNa]⁺, 681 [MH]⁺.

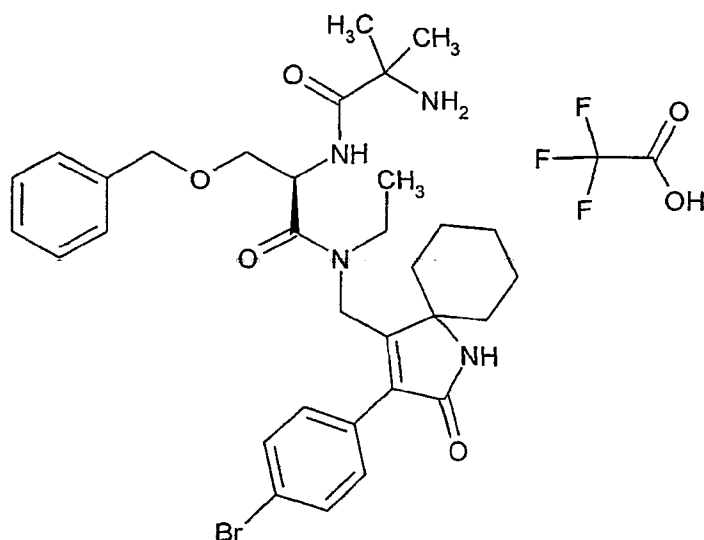


The title compound was prepared according to the methods described in Example 7. Yield: 521 mg, 64%; MS (IS): 581 [MH]⁺; m.p. >128°C (decomp.)

-164-

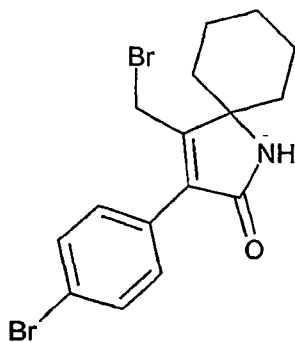
Example 51

2-(R)-2-(2-Amino-2-methylpropionylamino)-3-phenylmethoxy-
propionic acid N-(3-(4-bromophenyl)-2-oxo-1-azaspiro [4.5]
 5 dec-3-ene-4-ylmethyl)-N-ethylamide trifluoroacetate



The title compound, as shown above, was prepared as follows.

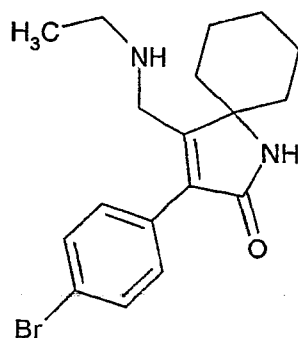
10 4-Bromomethyl-3-(4-bromophenyl)-1-azaspiro[4.5]dec-3-ene-2-one, shown below, was prepared from 4-bromophenylacetic acid and 1-ethynylcyclohexylamine according to the methods described in Example 43. Yield: 580 mg, 63%; MS (IS): 398 [MH]⁺.



15

-165-

3-(4-Bromophenyl)-4-ethylaminomethyl-1-azaspiro [4.5] dec-3-ene-2-one, shown below, was prepared according to the methods described in Example 43. Yield: 145 mg, 99% MS
5 (IS): 363 [MH]⁺.

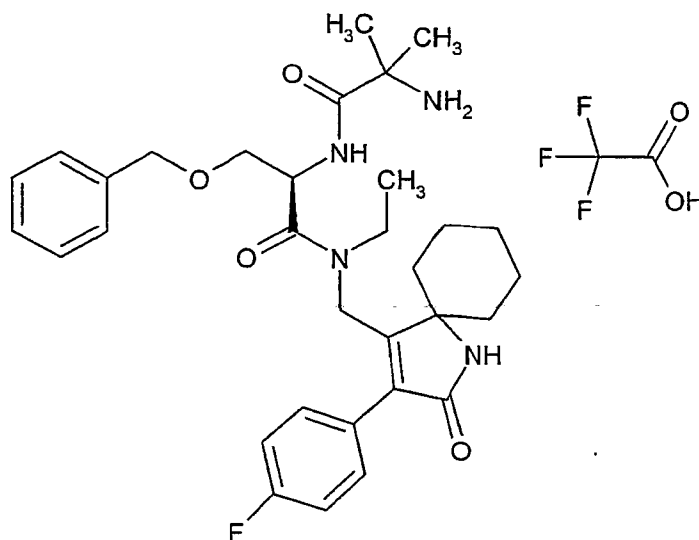


The title compound was prepared and deprotected according to the methods described in Example 1. Yield: 89 mg, 78%; MS (IS): 626 [MH]⁺; m.p. 132-137°C.

-166-

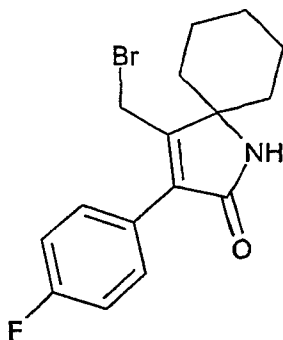
Example 52

2-(R)-2-(2-Amino-2-methylpropionylamino)-3-phenylmethoxy-
 propionic acid N-ethyl-N-(3-(4-fluorophenyl)-2-oxo-1-
 5 azaspiro[4.5]dec-3-ene-4-ylmethyl)amide trifluoroacetate



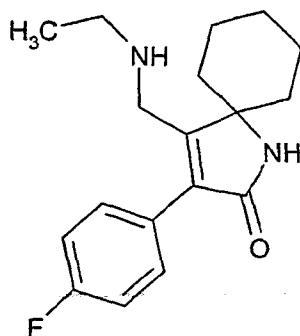
The title compound, shown above, was prepared as follows.

4-Bromomethyl-3-(4-fluorophenyl)-1-azaspiro[4.5]dec-3-ene-2-one, shown below, was prepared from 4-fluoro-
 10 phenylacetic acid and 1-ethynylcyclohexylamine according to the methods described in Example 43. Yield: 1.33 g, 49%; MS (IS): 338 [MH]⁺.



-167-

4-Ethylaminomethyl-3-(4-fluorophenyl)-1-azaspiro [4.5] dec-3-ene-2-one, shown below, was prepared according to the methods described in Example 43. Yield: 100 mg, 83%; MS
5 (IS): 303 [MH]⁺.

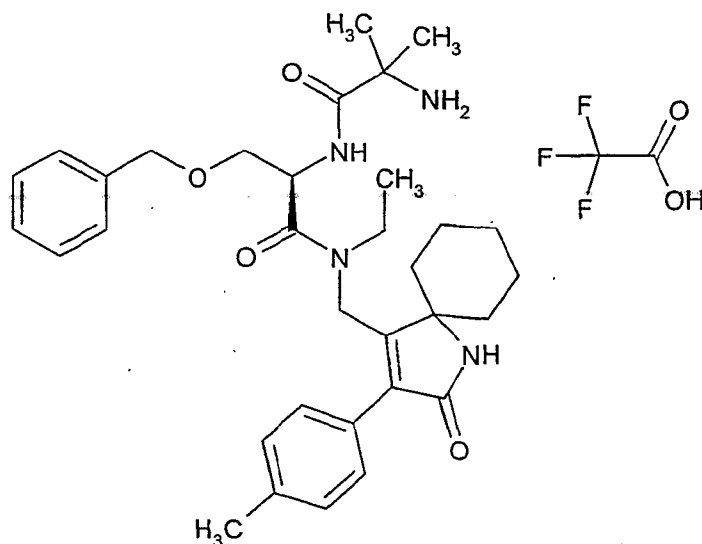


The title compound was prepared and deprotected according to the methods described in Example 1. Yield: 85 mg, 68%; MS (IS): 565 [MH]⁺; m.p. 140-150°C.

-168-

Example 53

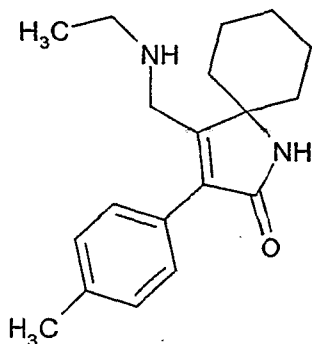
2-(R)-2-(2-Amino-2-methylpropionylamino)-3-phenylmethoxypropionic acid N-ethyl-N-(3-(4-methylphenyl)-2-oxo-1-azaspiro[4.5]dec-3-ene-4-ylmethyl) amide trifluoroacetate



The title compound, as shown above, was prepared as follows.

-169-

4-Ethylaminomethyl-3-(4-methylphenyl)-1-azaspiro [4.5] dec-3-ene-2-one, shown below, was prepared from 4-methylphenylacetic acid and 1-ethynylcyclohexylamine according to the methods described in Example 43. The product was isolated after column chromatography (CH₂Cl₂/ethanol 95:5). Yield: 120 mg, 11%; MS (IS): 299 [MH]⁺.



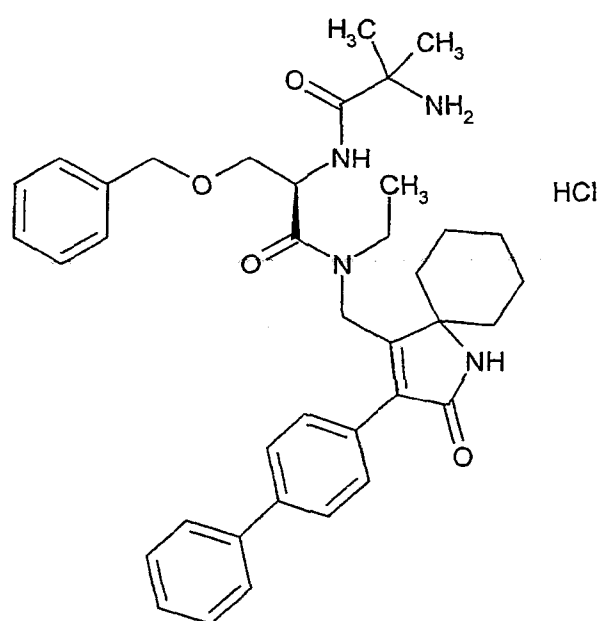
10 The title compound was prepared and deprotected according to the methods described in Example 1. Yield: 110 mg, 87%; MS (IS): 561 [MH]⁺; m.p. >135°C (decomp.)

-170-

Example 54

2-(R)-2-(2-Amino-2-methylpropionylamino)-3-phenylmethoxy-
propionic acid N-(3-(4-biphenyl)-2-oxo-1-azaspiro [4.5] dec-
3-ene-4-ylmethyl)-N-ethylamide hydrochloride

5

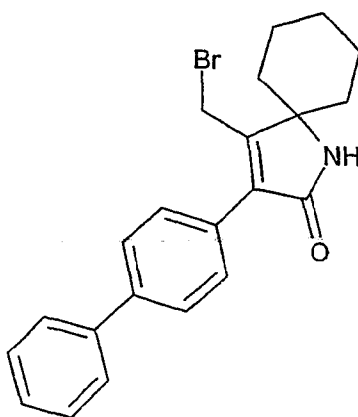


The title compound, shown above, was prepared as follows.

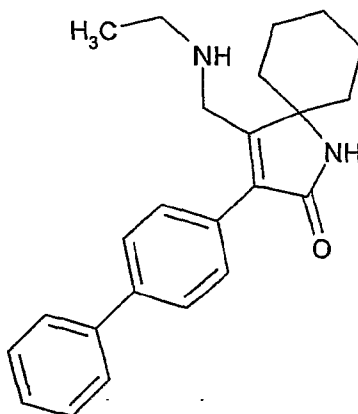
10

-171-

3-(4-Biphenyl)-4-bromomethyl-1-azaspiro[4.5]dec-3-ene-2-one, shown below, was prepared from 4-biphenyl-acetic acid and 1-ethynylcyclohexylamine according to the methods described in Example 43. Yield: 680 mg, 70%; MS (IS): 396 [MH]⁺.



3-(4-Biphenyl)-4-ethylaminomethyl-1-azaspiro[4.5]dec-3-ene-2-one, shown below, was prepared according to the methods described in Example 43. Yield: 480 mg, 78%; MS (IS): 361 [MH]⁺.

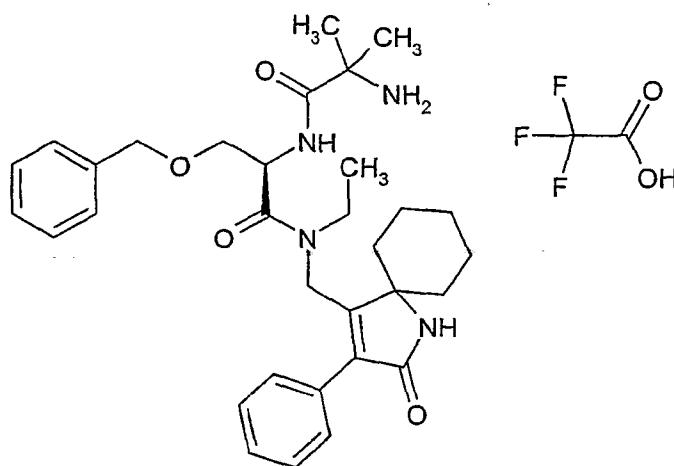


The title compound was prepared and deprotected according to the methods described in Examples 1 and 7. Yield: 383 mg, 52%; MS (IS): 623 [MH]⁺; m.p. 176°C.

-172-

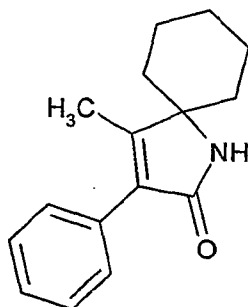
Example 55

2-(R)-2-(2-Amino-2-methylpropionylamino)-3-phenylmethoxy-
propionic acid N-ethyl-N-(2-oxo-3-phenyl-1-azaspiro [4.5]
5 dec-3-ene-4-ylmethyl)amide trifluoroacetate



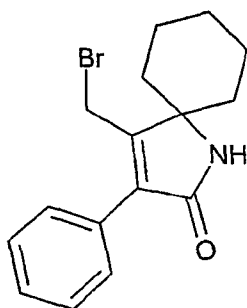
The title compound, shown above, was prepared as follows.

10 4-Methyl-3-phenyl-1-azaspiro[4.5]dec-3-ene-2-one, shown below, was prepared from phenylacetic acid and 1-ethynylcyclohexylamine according to the methods described in Example 43. Yield: 675 mg, 75%; MS (IS): 242 [MH]⁺.



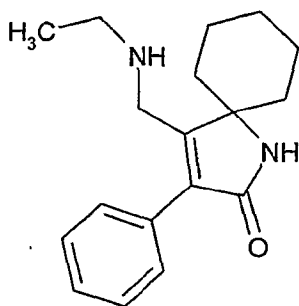
-173-

4-Bromomethyl-3-phenyl-1-azaspiro[4.5]dec-3-ene-2-one, shown below, was prepared according to the methods described in Example 43. Yield: 610 mg, 68%; MS (IS): 320 [MH]⁺.



5

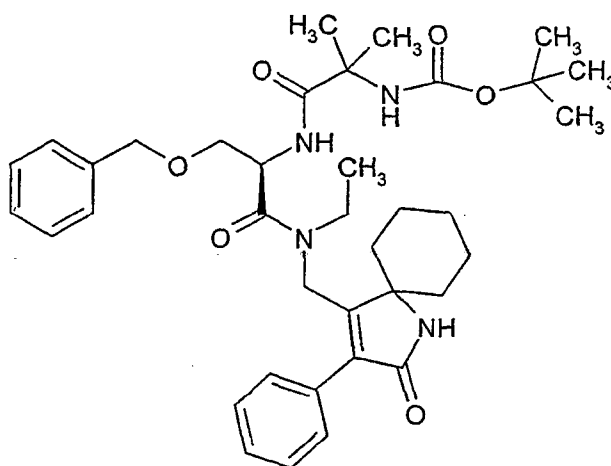
4-Ethylaminomethyl-3-phenyl-1-azaspiro[4.5]dec-3-ene-2-one, shown below, was prepared according to the methods described in Example 43. Yield: 360 mg, 67%; MS (IS): 285 [MH]⁺.



10

-174-

2-(R)-2-(2-(N-tert-Butoxycarbonylamino)-2-methyl-propionylamino)-3-phenylmethoxypropionic acid N-ethyl-N-(2-oxo-3-phenyl-1-azaspiro[4.5]dec-3-ene-4-ylmethyl) amide, shown below, was prepared according to the methods described in Example 1. Yield: 730 mg, 89%; MS (IS): 647 [MH]⁺.

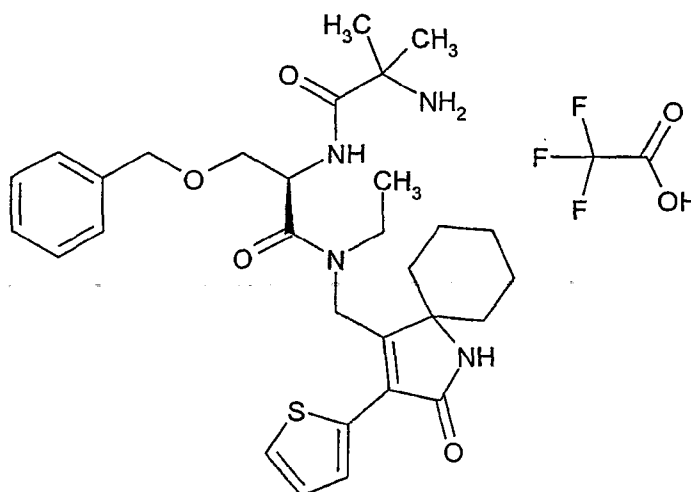


The title compound was prepared according to the methods described in Example 1. Yield: 640 mg, 86%; MS (IS): 547 [MH]⁺; m.p. 145°C.

-175-

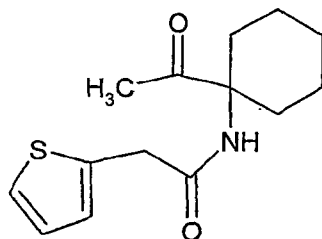
Example 56

2-(R)-2-(2-Amino-2-methylpropionylamino)-3-phenylmethoxypropionic acid N-ethyl-N-(2-oxo-3-(2-thienyl)-1-azaspiro[4.5]dec-3-ene-4-ylmethyl)amide trifluoroacetate



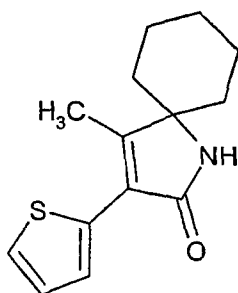
The title compound, as shown above, was prepared as follows.

N-(1-Acetylcyclohexyl)-(2-thienyl)acetamide, shown below, was prepared from 2-thienylacetic acid and 1-ethynyl-1-cyclohexylamine according to the methods described in Example 43. Yield: 2.37 g (64%); MS (IS): 266.



-176-

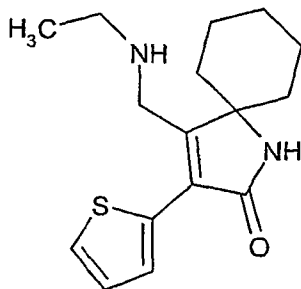
4-Methyl-3-(2-thienyl)-1-azaspiro[4.5]dec-3-ene-2-one, shown below, was prepared according to the methods described in Example 43. Yield: 1.6 g, 56%; MS (IS): 248 [MH]⁺.



5

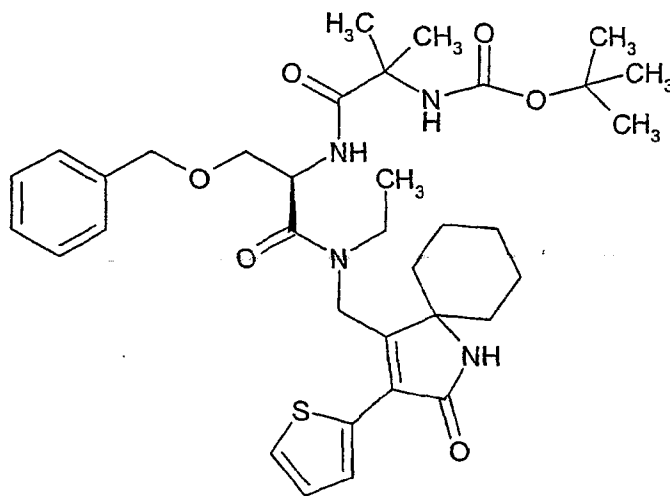
4-Ethylaminomethyl-3-(2-thienyl)-1-azaspiro[4.5]dec-3-ene-2-one, shown below, was prepared according to the methods described in Example 43 and isolated after column chromatography (CH₂Cl₂/ethanol 95:5). Yield: 70 mg, 5%; MS (IS): 291 [MH]⁺.

10



-177-

2-(R)-2-(2-(N-tert-Butoxycarbonylamino)-2-methyl-propionylamino)-3-phenyl-methoxypropionic acid N-ethyl-N-(2-oxo-3-(2-thienyl)-1-azaspiro[4.5]dec-3-ene-4-ylmethyl)amide, shown below, was prepared according to the methods described in Example 1. Yield: 150 mg, 96%; MS (IS): 653 [MH]⁺.

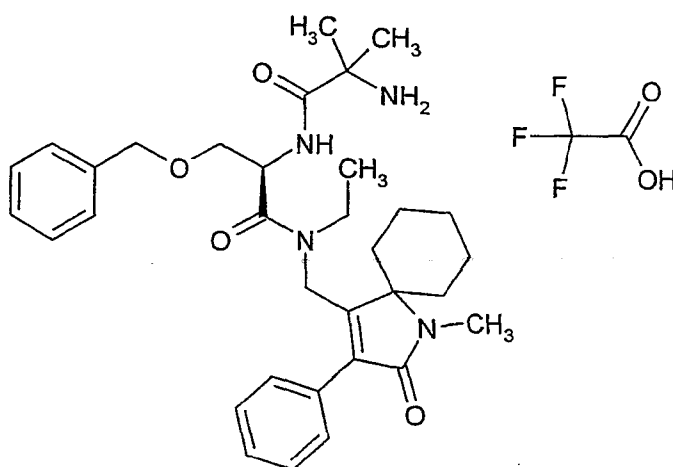


The title compound was prepared according to the methods described in Example 1. Yield: 120 mg, 78%; MS (IS): 553 [MH]⁺; m.p. 126-136°C.

-178-

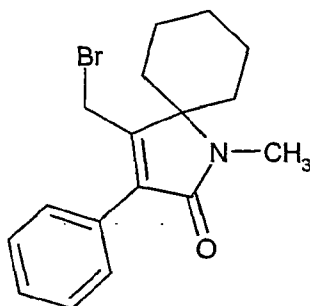
Example 57

2-(R)-2-(2-Amino-2-methylpropionylamino)-3-phenylmethoxy-
 propionic acid N-ethyl-N-(1-methyl-2-oxo-3-phenyl-1-
 5 azaspiro[4.5]dec-3-ene-4-ylmethyl)amide trifluoroacetate



The title compound, shown above, was prepared as follows.

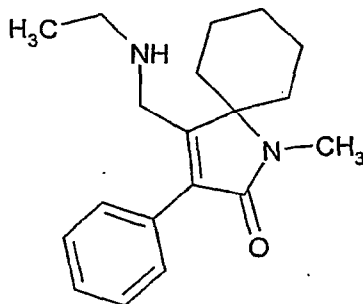
4-Bromomethyl-1-methyl-3-phenyl-1-azaspiro[4.5]dec-3-ene-2-one, shown below, was prepared from phenylacetic acid and 1-ethynylcyclohexylamine according to the methods
 10 described in Examples 43 and 44. Yield: 298 mg, 37%; MS (IS): 334 [MH]⁺.



4-Ethylaminomethyl-1-methyl-3-phenyl-1-azaspiro [4.5]
 15 dec-3-ene-2-one, shown below, was prepared according to the methods described in Example 43.

-179-

Yield: 235 mg, 91%; MS (IS): 299 [MH]⁺.

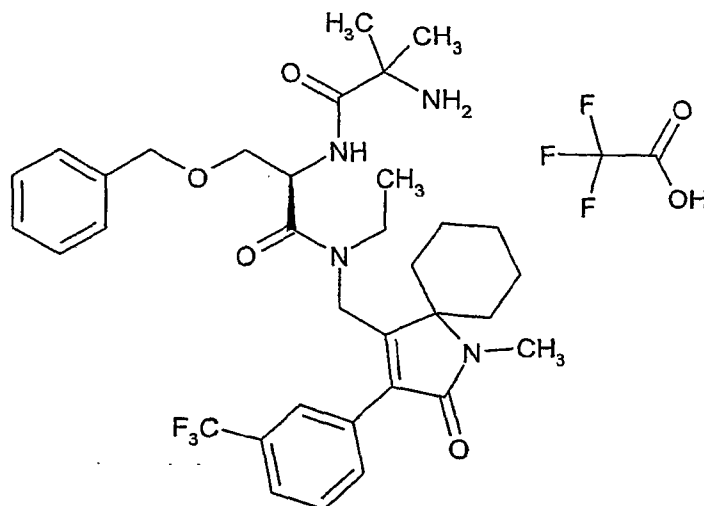


The title compound was prepared and deprotected according to the methods described in Example 1.

5 Yield: 463 mg, 92%; MS (IS): 561 [MH]⁺; m.p. >87°C (decomp.)

Example 58

10 2-(R)-2-(2-(2-Amino-2-methylpropionylamino)-3-phenylmethoxypropionic acid N-ethyl-N-(1-methyl-3-(3-trifluoromethylphenyl)-2-oxo-1-azaspiro[4.5]dec-3-ene-4-ylmethyl) amide trifluoroacetate

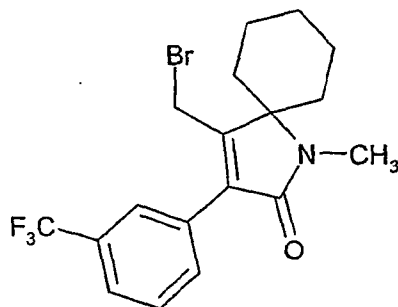


15 The title compound, as shown above, was prepared as follows.

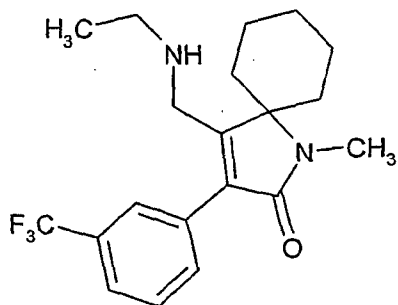
4-Bromomethyl-1-methyl-3-(3-trifluoromethylphenyl)-1-azaspiro[4.5]dec-3-ene-2-one was prepared from 3-

-180-

trifluoromethyl-phenylacetic acid and 1-ethynyl-cyclohexylamine according to the methods described in Examples 43 and 44. Yield: 71 mg, 54%; MS (IS): 402 [MH]⁺.



- 5 4-Ethylaminomethyl-1-methyl-3-(3-trifluoromethyl-phenyl)-1-azaspiro[4.5]dec-3-ene-2-one, shown below, was prepared according to the methods described in Example 43. Yield: 59 mg, 99%; MS (IS): 367 [MH].

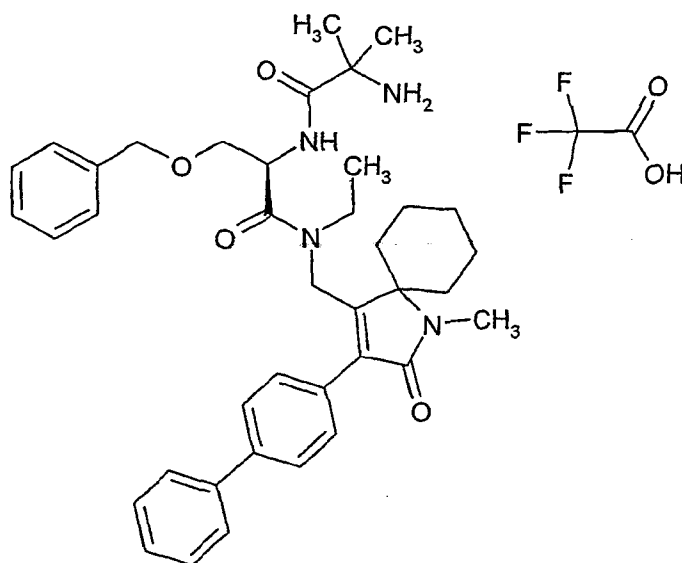


- 10 The title compound was prepared and deprotected according to the methods described in Example 1. Yield: 70 mg, 62%; MS (IS): 629 [MH]⁺; m.p. 113-115°C.

-181-

Example 59

2-(R)-2-(2-Amino-2-methylpropionylamino)-3-phenylmethoxy-
propionic acid N-(3-(4-biphenyl)-1-methyl-2-oxo-1-
5 azaspiro[4.5]dec-3-ene-4-ylmethyl)-N-ethylamide
trifluoroacetate

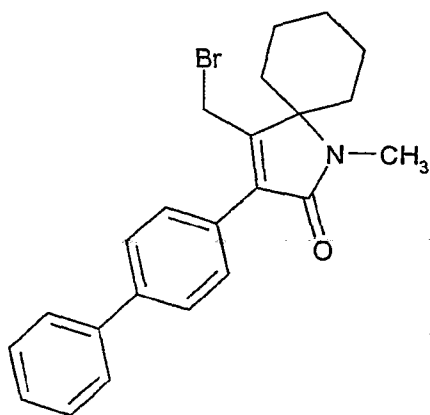


The title compound, as shown above, was prepared as follows.

-182-

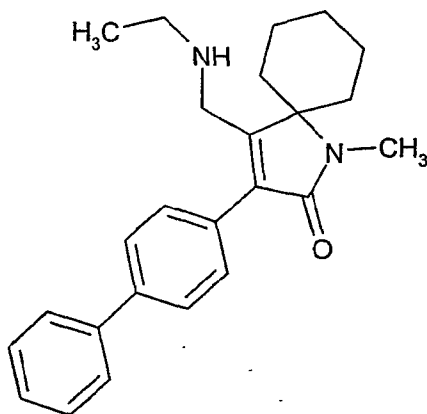
3-(4-Biphenyl)-4-bromomethyl-1-methyl-1-azaspiro[4.5]dec-3-ene-2-one, shown below, was prepared from 4-biphenylacetic acid and 1-ethynylcyclohexylamine according to the methods described in Examples 43 and 44.

Yield: 228 mg, 44%; MS (IS): 410 [MH]⁺.



3-(4-Biphenyl)-4-ethylaminomethyl-1-methyl-1-azaspiro[4.5]dec-3-ene-2-one, shown below, was prepared according to the methods described in Example 43.

Yield: 180 mg, 87%; MS (IS): 375 [MH]⁺.



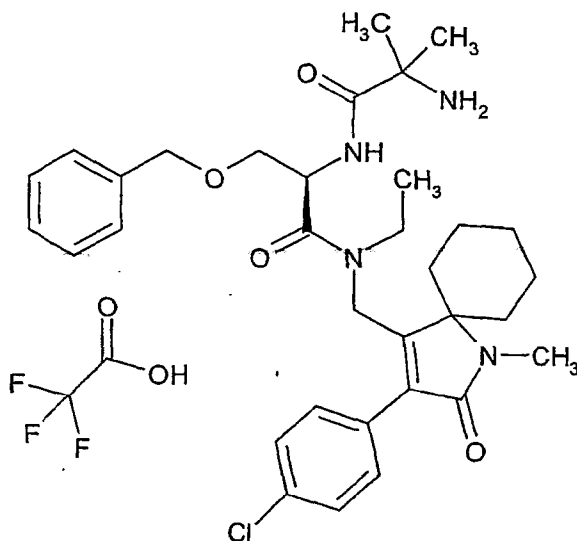
The title compound was prepared and deprotected according to the methods described in Example 1.

Yield: 50 mg, 14%; MS (IS): 637 [MH]⁺; m.p. 114°C.

-183-

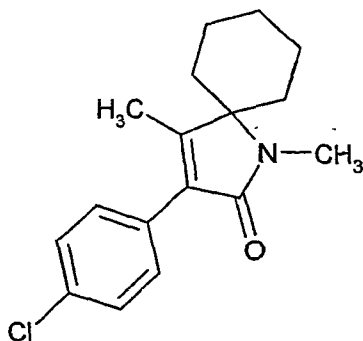
Example 60

2-(R)-2-(2-Amino-2-methylpropionylamino)-3-phenylmethoxypropionic acid N-(3-(4-chlorophenyl)-1-methyl-2-oxo-1-azaspiro[4.5]dec-3-ene-4-ylmethyl)-N-ethylamide
trifluoroacetate



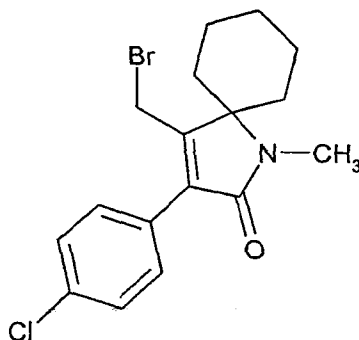
The title compound, as shown above, was prepared as follows.

10 3-(4-Chlorophenyl)-1,4-dimethyl-1-azaspiro[4.5]dec-3-ene-2-one, shown below, was prepared from 4-chlorophenylacetic acid and 1-ethynylcyclohexylamine according to the methods described in Examples 43 and 44. Yield: 1 g, 67%; MS (IS): 289 [MH]⁺.

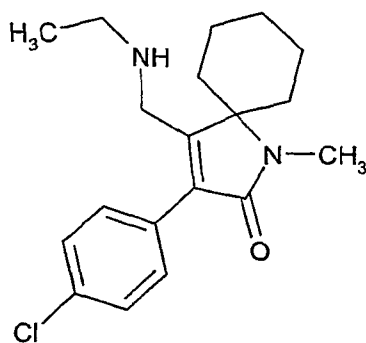


-184-

4-Bromomethyl-3-(4-chlorophenyl)-1-methyl-1-azaspiro[4.5]dec-3-ene-2-one, shown below, was prepared according to the methods described in Example 43. Yield:
5 1.3 g, 99%; MS (IS): 368 [MH]⁺.

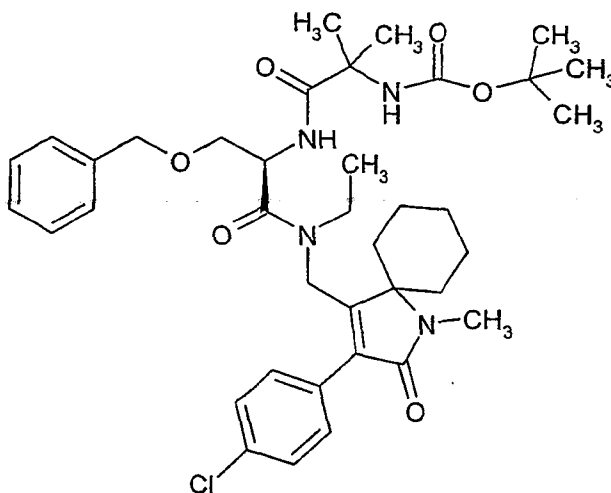


3-(4-Chlorophenyl)-4-ethylaminomethyl-1-methyl-1-azaspiro[4.5]dec-3-ene-2-one, shown below, was prepared according to the methods described in Example 43.
10 Yield: 440 mg, 38%; MS (IS): 333 [MH]⁺.



-185-

2-(R)-2-(2-(N-tert-Butoxycarbonylamino)-2-methyl-propionylamino)-3-phenyl-methoxypropionic acid N-(3-(4-chlorophenyl)-1-methyl-2-oxo-1-azaspiro[4.5]dec-3-ene-4-ylmethyl)-N-ethylamide, shown below, was prepared according to the methods described in Example 1. Yield: 600 mg, 86%; MS (IS): 695 [MH]⁺.

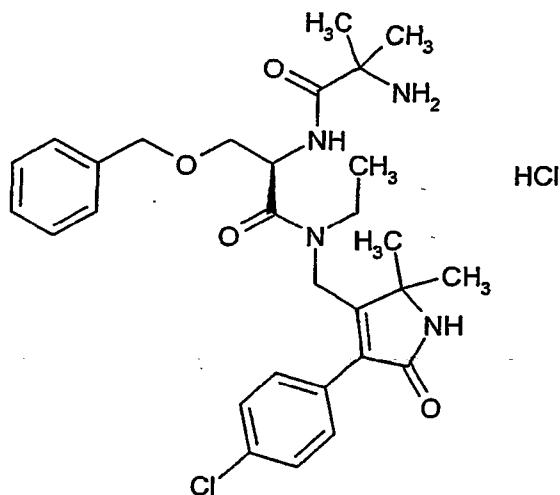


The title compound was prepared according to the methods described in Example 1. Yield: 450 mg, 75%; MS (IS): 595 [MH]⁺; m.p. 120-128°C.

-186-

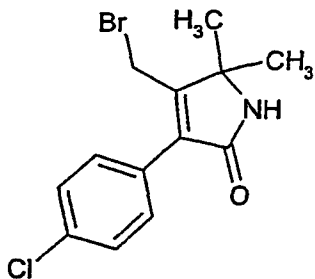
Example 61

2-(R)-2-(2-Amino-2-methylpropionylamino)-3-phenylmethoxy-
propionic acid N-(4-(4-chlorophenyl)-2,2-dimethyl-5-oxo-3-
 5 pyrrolin-3-ylmethyl)-N-ethylamide hydrochloride



The title compound, shown above, was prepared as follows.

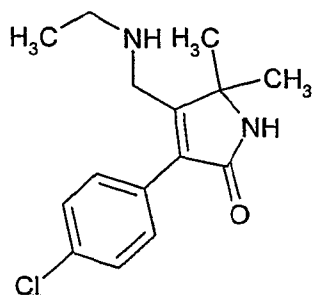
4-Bromomethyl-3-(4-chlorophenyl)-5,5-dimethyl-3-pyrrolin-2-one, shown below, was prepared from 4-chlorophenylacetic acid and 1,1-dimethylpropargylamine according to the methods described in Example 43.
 10 Yield: 800 mg, 87%; MS (IS): 314 [MH]⁺.



15

-187-

3-(4-Chlorophenyl)-4-ethylaminomethyl-5,5-dimethyl-3-pyrrolin-2-one, shown below, was prepared according to the methods described in Example 43. Yield: 590 mg, 84%; MS (IS): 279 [MH]⁺.

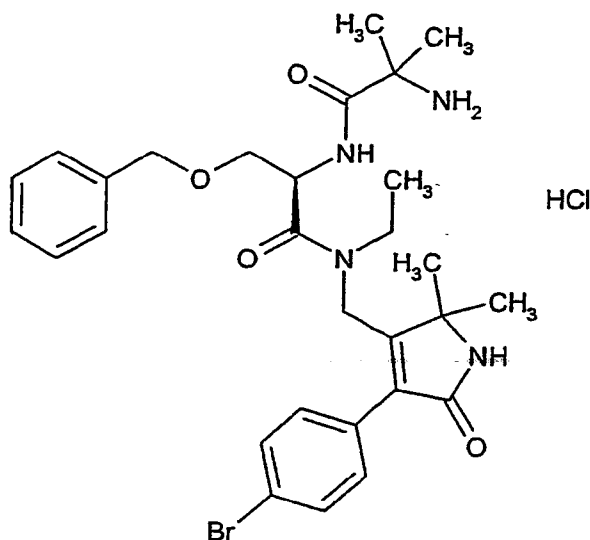


The title compound was prepared and deprotected according to the methods described in Examples 1 and 7. Yield: 209 mg, 17%; MS (IS): 541 [MH]⁺; m.p. 152°C.

-188-

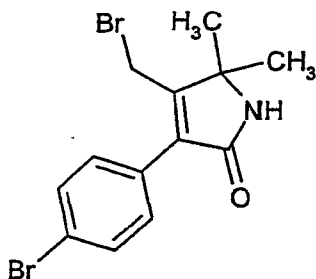
Example 62

2-(R)-2-(2-Amino-2-methylpropionylamino)-3-phenylmethoxy-
propionic acid N-(4-(4-bromophenyl)-2,2-dimethyl-5-oxo-3-
 5 pyrrolin-3-ylmethyl)-N-ethylamide hydrochloride



The title compound, shown above, was prepared as follows.

4-Bromomethyl-3-(4-bromophenyl)-5,5-dimethyl-3-
 10 pyrrolin-2-one, shown below, was prepared from 4-bromophenylacetic acid and 1,1-dimethylpropargylamine according to the methods described in Example 43. Yield: 1.39 g, 59%; MS (IS): 358 [MH]⁺.

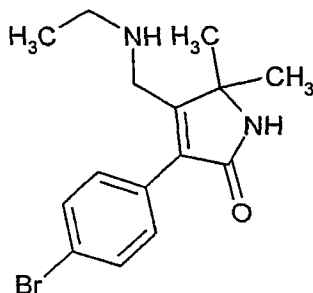


15

3-(4-Bromophenyl)-4-ethylaminomethyl-5,5-dimethyl-3-pyrrolin-2-one, shown below, was prepared according to the

-189-

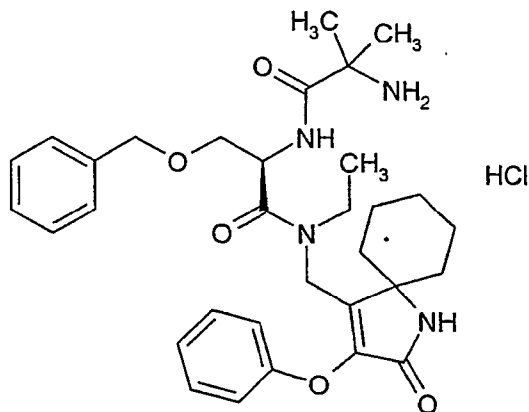
methods described in Example 43. Yield: 820 mg, 53%; MS (IS): 323 [MH]⁺.



5 The title compound was prepared and deprotected according to the methods described in Examples 1 and 7. Yield: 605 mg, 41%; MS (IS): 585 [MH]⁺; m.p. 157°C.

Example 63

10 2-(R)-2-(2-Amino-2-methylpropionylamino)-3-phenylmethoxypropionic acid N-(2-oxo-3-phenoxy-1-azaspiro[4.5]dec-3-ene-4-ylmethyl)-N-ethylamide hydrochloride

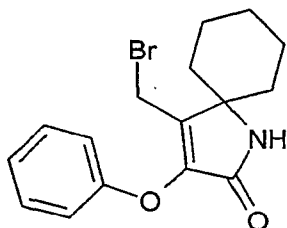


The title compound, as shown above, was prepared as follows.

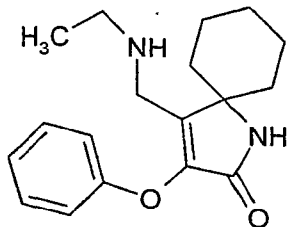
15

-190-

4-Bromomethyl-3-phenoxy-1-azaspiro[4.5]dec-3-ene-2-one, shown below, was prepared from phenoxyacetic acid and 1-ethynyl-1-cyclohexylamine according to the methods described in Example 43. Yield: 0.7 g, 66%; MS (IS): 336 [MH]⁺.



4-Ethylaminomethyl-3-phenoxy-1-azaspiro[4.5]dec-3-ene-2-one, shown below, was prepared according to the methods described in Example 43. Yield: 320 mg, 51%; MS (IS): 301. [MH]⁺.



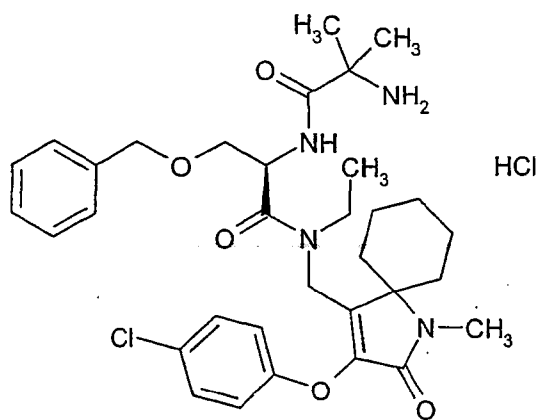
The title compound was prepared and deprotected according to the methods described in Examples 1 and 7. Yield: 143 mg, 23%; MS (IS): 563 [MH]⁺; m.p. 141°C.

15

-191-

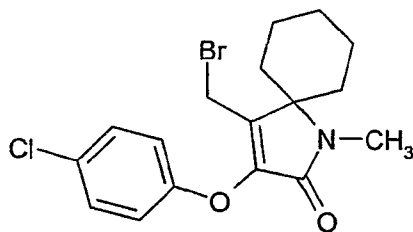
Example 64

2-(R)-2-(2-Amino-2-methylpropionylamino)-3-phenylmethoxy-
propionic acid N-(3-(4-chlorophenoxy)-1-methyl-2-oxo-1-
 5 azaspiro[4.5]dec-3-ene-4-ylmethyl)-N-ethylamide
hydrochloride



The title compound, shown above, was prepared as follows.

10 4-Bromomethyl-3-(4-chlorophenoxy)-1-methyl-1-azaspiro[4.5]dec-3-ene-2-one, shown below, was prepared from 4-chlorophenoxyacetic acid and 1-ethynyl-1-cyclo-hexylamine according to the methods described in Examples 43 and 44. Yield: 760 mg, 72%; MS (IS): 385 [MH]⁺.

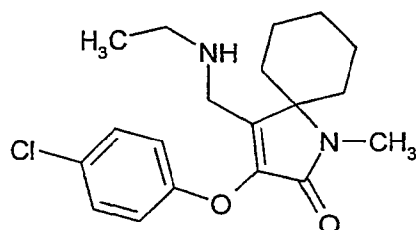


15

-192-

3-(4-Chlorophenoxy)-4-ethylaminomethyl-1-methyl-1-azaspiro[4.5]dec-3-ene-2-one, shown below, was prepared according to the methods described in Example 43.

5 Yield: 560 mg, 81%; MS (IS): 350 [MH]⁺.

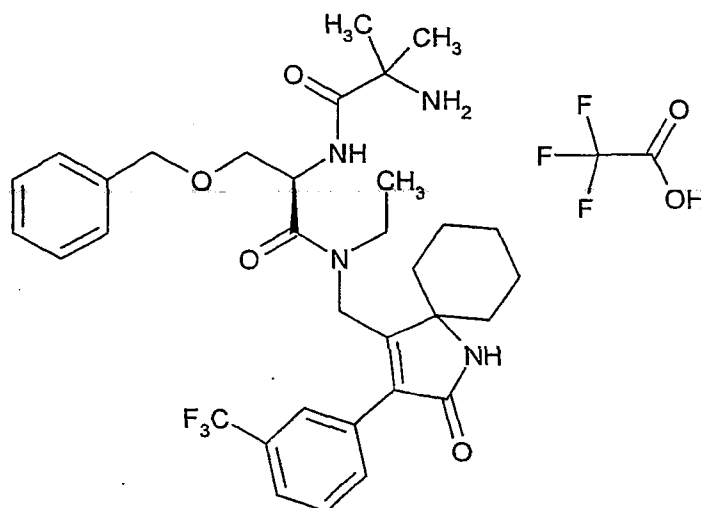


The title compound was prepared and deprotected according to the methods described in Examples 1 and 7. Yield: 161 mg, 16%; MS (IS): 612 [MH]⁺; m.p. 121°C.

-193-

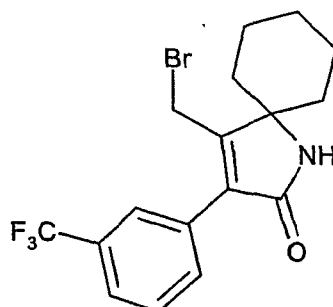
Example 65

2-(R)-2-(2-Amino-2-methylpropionylamino)-3-phenylmethoxy-
 propionic acid N-ethyl-N-(2-oxo-3-(3-trifluoromethyl-
 5 phenyl)-1-azaspiro[4.5]dec-3-ene-4-ylmethyl) amide
trifluoroacetate



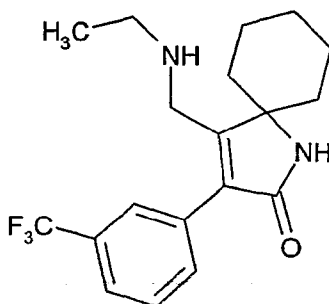
The title compound, shown above, was prepared as
 10 follows.

4-Bromomethyl-3-(3-trifluoromethylphenyl)-1-azaspiro
 [4.5] dec-3-ene-2-one, shown below, was prepared from 3-
 trifluoromethylphenyl-acetic acid and 1-ethynylcyclo-
 hexylamine according to the methods described in Example 43.
 15 Yield: 1.20 g, 39%; MS (IS): 388 [MH]⁺.



-194-

4-Ethylaminomethyl-3-(3-trifluoromethylphenyl)-1-azaspiro[4.5]dec-3-ene-2-one, shown below, was prepared according to the methods described in Example 43. Yield:
5 100 mg, 71%; MS (IS): 353 [MH]⁺.

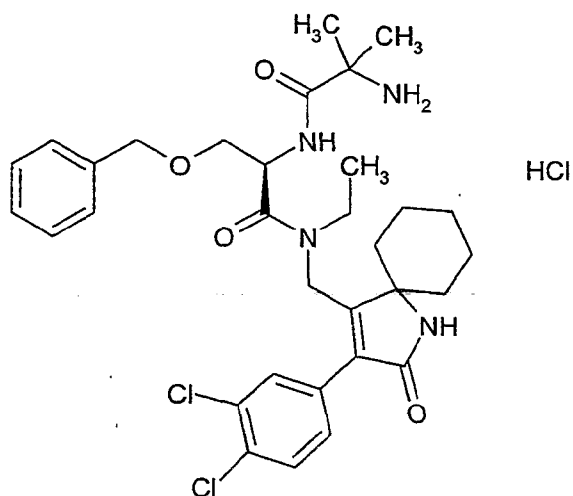


The title compound was prepared and deprotected according to the methods described in Example 1. Yield: 84 mg, 75%; MS (IS): 615 [MH]⁺; m.p. 140-150°C.

-195-

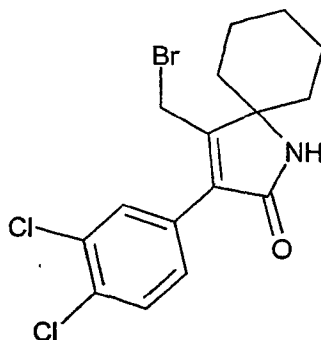
Example 66

2-(R)-2-(2-Amino-2-methylpropionylamino)-3-phenylmethoxy-
propionic acid N-(3-(3,4-dichlorophenyl)-2-oxo-1-azaspiro
 5 [4.5] dec-3-ene-4-ylmethyl)-N-ethylamide hydrochloride



The title compound, shown above, was prepared as follows.

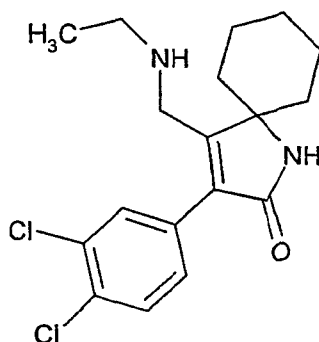
4-Bromomethyl-3-(3,4-dichlorophenyl)-1-azaspiro [4.5]
 10 dec-3-ene-2-one, shown below, was prepared from 3,4-dichloro-phenylacetic acid and 1-ethynylcyclohexylamine according to the methods described in Example 43. Yield: 2.45 g, 51%; MS (IS): 388 [MH]⁺.



15 3-(3,4-Dichlorophenyl)-4-ethylaminomethyl-1-azaspiro [4.5] dec-3-ene-2-one was prepared according to the methods

-196-

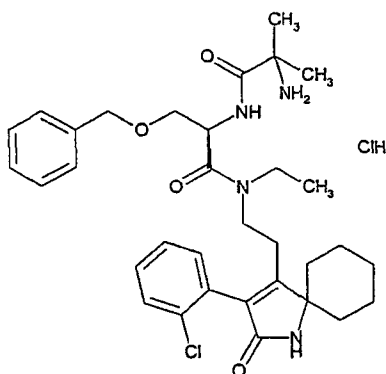
described in Example 43. Yield: 2.05 g, 92%; MS (IS): 353 [MH]⁺.



The title compound was prepared and deprotected
5 according to the methods described in Examples 1 and 7.
Yield: 762 mg, 21%; MS (IS): 615 [MH]⁺; m.p. 177°C.

Example 67

10 2-(R)-2-(2-Amino-2-methylpropionylamino)-3-
phenylmethoxypropionic acid N-(2-(3-(2-chlorophenyl)-2-oxo-
1-azaspiro[4.5]dec-3-ene-4-yl)ethyl)-N-ethylamide
hydrochloride

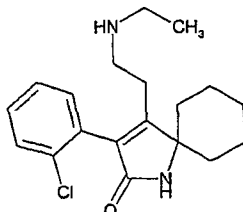


15 The title compound, shown above, was prepared as follows.

3-(2-Chlorophenyl)-4-(2-ethylamino)ethyl-1-azaspiro-
[4.5]dec-3-ene-2-one, shown below, was prepared from 4-
bromomethyl-3-(2-chlorophenyl)-1-azaspiro[4.5]dec-3-ene-2-

-197-

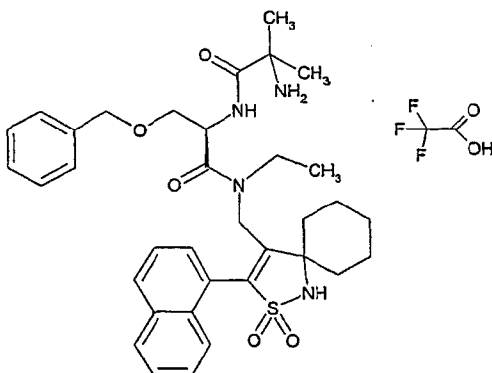
one (Example 49) according to the methods described in Example 9. Yield: 340 mg, 46 %, MS (IS): 333 [MH]⁺.



The title compound was prepared and deprotected according to the methods described in Examples 1 and 7. Yield: 520 mg, 99 %, MS (IS): 595 [MH]⁺, m.p. 165-167°C.

Example 68

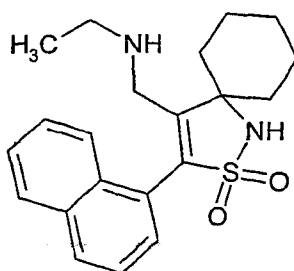
2-(R)-2-(2-Amino-2-methylpropionylamino)-3-phenylmethoxypropionic acid N-ethyl-N-(3-(1-naphthyl)-2,2-dioxo-2-thia-1-azaspiro[4.5]dec-3-ene-4-ylmethyl)amide trifluoroacetate



The title compound, shown above, was prepared as follows.

-198-

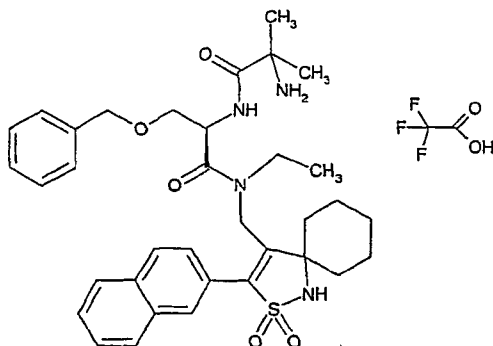
4-Ethylaminomethyl-3-(1-naphthyl)-2-thia-1-azaspiro[4.5]dec-3-ene 2,2-dioxide, shown below, was prepared from 1-naphthyl-methylchloride and 1-ethynylcyclohexylamine according to the methods described in Example 1. Yield: 40 mg, 16 %; MS(IS): 371 [MH]⁺.



The title compound was prepared and deprotected according to the methods described in Example 1. Yield: 39 mg, 48 %, MS(IS): 633 [MH]⁺, m.p. 144°C.

Example 69

2-(R)-2-(2-Amino-2-methylpropionylamino)-3-phenylmethoxypropionic acid N-ethyl-N-(3-(2-naphthyl)-2,2-dioxo-2-thia-1-azaspiro[4.5]dec-3-ene-4-ylmethyl)amide trifluoroacetate

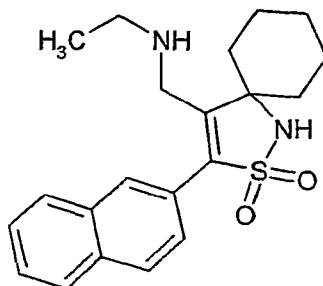


The title compound, as shown above, was prepared as follows.

4-Ethylaminomethyl-3-(2-naphthyl)-2-thia-1-azaspiro[4.5]dec-3-ene 2,2-dioxide, shown below, was

-199-

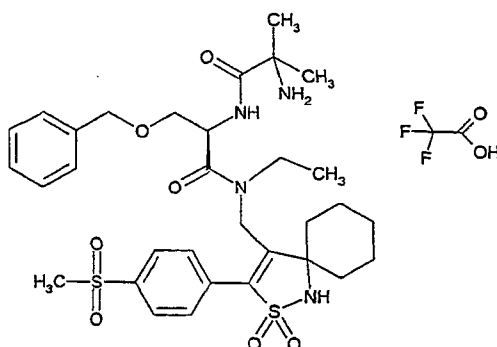
prepared from 2-naphthyl-methylbromide and 1-ethynylcyclohexylamine according to the methods described in Example 1. Yield: 70 mg, 23 %; MS(IS): 371 [MH]⁺.



5 The title compound was prepared and deprotected according to the methods described in Example 1. Yield: 45 mg, 55 %; MS (IS): 633 [MH]⁺, m.p. 122-126°C.

Example 70

10 2-(R)-2-(2-(2-Amino-2-methylpropionylamino)-3-phenylmethoxypropionic acid N-ethyl-N-(3-(4-methylsulfonylphenyl)-2,2-dioxo-2-thia-1-azaspiro[4.5]dec-3-ene-4-ylmethyl)amide
trifluoroacetate

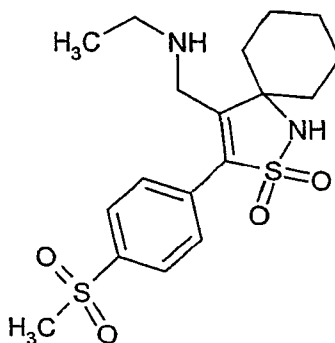


15 The title compound, as shown above, was prepared as follows.

4-Ethylaminomethyl-3-(4-methylsulfonylphenyl)-2-thia-1-azaspiro[4.5]dec-3-ene 2,2-dioxide, shown below, was
20 prepared from 4-methylsulfonylbromide and 1-

-200-

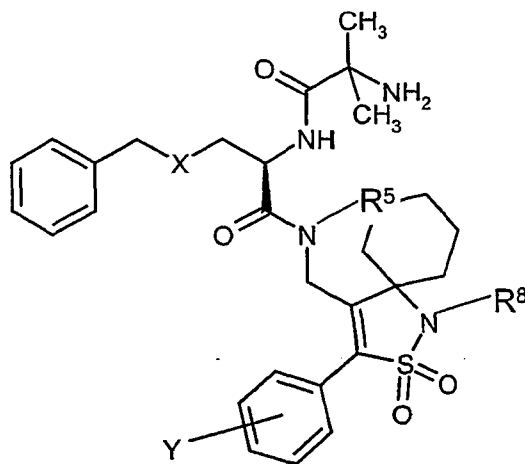
ethynylcyclohexylamine according to the methods described in Example 1. Yield: 121 mg, 38 %; MS(ES): 339 [MH]⁺.



5 The title compound was prepared and deprotected according to the methods described in Example 1. Yield: 210 mg, 98 %; MS(ES): 661 [MH]⁺, m.p. 160-165°C.

Additional compounds of the invention may also be synthesized by methods similar to the foregoing. These
10 compounds include those disclosed in the following Tables:

TABLE I



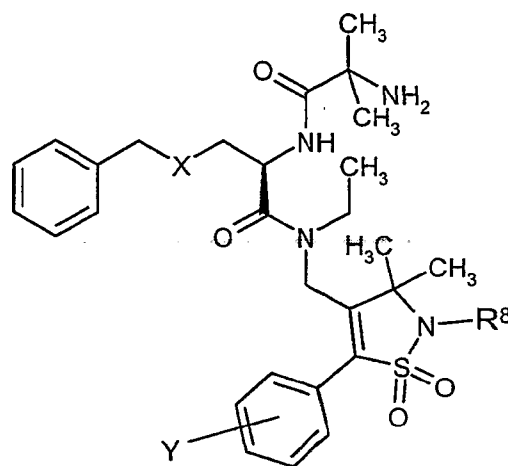
X	Y	R ⁵	R ⁸
CH ₂	4-Cl	H	H
CH ₂	4-Cl	H	methyl
O	4-Cl	H	methyl

-201-

CH ₂	4-F	H	H
O	4-F	H	H
CH ₂	4-F	H	methyl
O	4-F	H	methyl
CH ₂	H	H	H
O	H	H	H
CH ₂	H	H	methyl
O	H	H	methyl
CH ₂	4-Cl	ethyl	ethyl
O	4-Cl	ethyl	ethyl
CH ₂	4-F	ethyl	ethyl
O	4-F	ethyl	ethyl
CH ₂	H	ethyl	ethyl
CH ₂	4-Cl	n-propyl	H
O	4-Cl	n-propyl	methyl
CH ₂	4-Cl	n-propyl	methyl
O	4-Cl	i-propyl	H
CH ₂	4-Cl	i-propyl	H
O	4-Cl	i-propyl	methyl
CH ₂	4-Cl	i-propyl	methyl
O	4-F	n-propyl	H
CH ₂	4-F	n-propyl	H
O	4-F	n-propyl	methyl
CH ₂	4-F	n-propyl	methyl
O	4-F	i-propyl	H
CH ₂	4-F	i-propyl	H
O	4-F	i-propyl	methyl
CH ₂	4-F	i-propyl	methyl
O	H	n-propyl	H
CH ₂	H	n-propyl	H
O	H	n-propyl	methyl
CH ₂	H	n-propyl	methyl
O	H	ethyl	n-propyl
CH ₂	H	ethyl	n-propyl
O	H	ethyl	n-butyl
CH ₂	H	ethyl	n-butyl
O	4-F	ethyl	n-propyl
CH ₂	4-F	ethyl	n-propyl
O	4-F	ethyl	n-butyl
CH ₂	4-F	ethyl	n-butyl
O	4-Cl	ethyl	n-propyl
CH ₂	4-Cl	ethyl	n-propyl

O	4-Cl	ethyl	n-butyl
CH ₂	4-Cl	ethyl	n-butyl
O	4-F	ethyl	benzyl
CH ₂	4-F	ethyl	Benzyl

TABLE II



X	Y	R ⁸
CH ₂	H	methyl
O	H	methyl
CH ₂	4-Cl	methyl
O	4-Cl	methyl
CH ₂	3-Cl	H
O	3-Cl	H
CH ₂	3-Cl	methyl
O	3-Cl	methyl
CH ₂	2-Cl	H
O	2-Cl	H
CH ₂	2-Cl	methyl
O	2-Cl	methyl
CH ₂	4-F	H
O	4-F	H
CH ₂	4-F	methyl
O	4-F	methyl
CH ₂	3-F	H
O	3-F	H
CH ₂	3-F	methyl

-203-

O	3-F	methyl
CH ₂	2-F	H
O	2-F	H
CH ₂	2-F	methyl
O	2-F	methyl
CH ₂	3-Br	H
O	3-Br	H
CH ₂	3-Br	methyl
O	3-Br	methyl
CH ₂	4-Br	H
O	4-Br	H
CH ₂	4-Br	methyl
O	4-Br	methyl
CH ₂	4-CH ₃	H
O	4-CH ₃	H
CH ₂	4-CH ₃	methyl
O	4-CH ₃	methyl
CH ₂	3-CH ₃	H
O	3-CH ₃	H
CH ₂	3-CH ₃	methyl
O	3-CH ₃	methyl
CH ₂	4-CF ₃	H
O	4-CF ₃	H
CH ₂	4-CF ₃	methyl
O	4-CF ₃	methyl
CH ₂	3-CF ₃	H
O	3-CF ₃	H
CH ₂	3-CF ₃	methyl
O	3-CF ₃	methyl
CH ₂	4-OCH ₃	H
O	4-OCH ₃	H
CH ₂	4-OCH ₃	methyl
O	4-OCH ₃	methyl
CH ₂	3-OCH ₃	H
O	3-OCH ₃	H
CH ₂	3-OCH ₃	methyl
O	3-OCH ₃	methyl
CH ₂	4-C(CH ₃) ₃	H
O	4-C(CH ₃) ₃	H
CH ₂	4-C(CH ₃) ₃	methyl
O	4-C(CH ₃) ₃	methyl
CH ₂	4-CN	H

-204-

O	4-CN	H
CH ₂	4-CN	methyl
O	4-CN	methyl
CH ₂	3-CN	H
O	3-CN	H
CH ₂	3-CN	methyl
O	3-CN	methyl
CH ₂	4-SO ₂ CH ₃	H
O	4-SO ₂ CH ₃	H
CH ₂	4-SO ₂ CH ₃	methyl
O	4-SO ₂ CH ₃	methyl
CH ₂	3-SO ₂ CH ₃	H
O	3-SO ₂ CH ₃	H
CH ₂	3-SO ₂ CH ₃	methyl
O	3-SO ₂ CH ₃	methyl
CH ₂	3-phenoxy	H
O	3-phenoxy	H
CH ₂	3-phenoxy	methyl
O	3-phenoxy	methyl
CH ₂	4-phenoxy	H
O	4-phenoxy	H
CH ₂	4-phenoxy	methyl
O	4-phenoxy	methyl
CH ₂	2,4-F ₂	H
O	2,4-F ₂	H
CH ₂	2,4-F ₂	methyl
O	2,4-F ₂	methyl
CH ₂	3,4-F ₂	H
O	3,4-F ₂	H
CH ₂	3,4-F ₂	methyl
O	3,4-F ₂	methyl
CH ₂	3,5-F ₂	H
O	3,5-F ₂	H
CH ₂	3,5-F ₂	methyl
O	3,5-F ₂	methyl
CH ₂	2,3-F ₂	H
O	2,3-F ₂	H
CH ₂	2,3-F ₂	methyl
O	2,3-F ₂	methyl
CH ₂	2,6-F ₂	H
O	2,6-F ₂	H
CH ₂	2,6-F ₂	methyl

-205-

O	2,6-F ₂	methyl
CH ₂	2,5-F ₂	H
O	2,5-F ₂	H
CH ₂	2,5-F ₂	methyl
O	2,5-F ₂	methyl
CH ₂	2-F-3-Cl	H
O	2-F-3-Cl	H
CH ₂	2-F-3-Cl	methyl
O	2-F-3-Cl	methyl
CH ₂	3,4-Cl ₂	H
O	3,4-Cl ₂	H
CH ₂	3,4-Cl ₂	methyl
O	3,4-Cl ₂	methyl
CH ₂	3-phenyl	H
O	3-phenyl	H
CH ₂	3-phenyl	methyl
O	3-phenyl	methyl
CH ₂	4-phenyl	H
O	4-phenyl	H
CH ₂	4-phenyl	methyl
O	4-phenyl	methyl
CH ₂	3-(4-fluorophenyl)	H
O	3-(4-fluorophenyl)	H
CH ₂	3-(4-fluorophenyl)	methyl
O	3-(4-fluorophenyl)	methyl
CH ₂	4-(4-fluorophenyl)	H
O	4-(4-fluorophenyl)	H
CH ₂	4-(4-fluorophenyl)	methyl
O	4-(4-fluorophenyl)	methyl
CH ₂	3-(4-chlorophenyl)	H
O	3-(4-chlorophenyl)	H
CH ₂	3-(4-chlorophenyl)	methyl
O	3-(4-chlorophenyl)	methyl
CH ₂	4-(4-chlorophenyl)	H
O	4-(4-chlorophenyl)	H
CH ₂	4-(4-chlorophenyl)	methyl
O	4-(4-chlorophenyl)	methyl
CH ₂	3-(4-(CF ₃)phenyl)	H
O	3-(4-(CF ₃)phenyl)	H
CH ₂	3-(4-(CF ₃)phenyl)	methyl
O	3-(4-(CF ₃)phenyl)	methyl
CH ₂	4-(4-(CF ₃)phenyl)	H

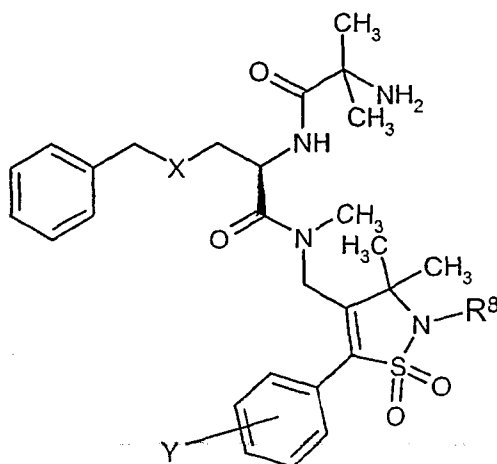
-206-

O	4-(4-(CF ₃)phenyl)	H
CH ₂	4-(4-(CF ₃)phenyl)	methyl
O	4-(4-(CF ₃)phenyl)	methyl
CH ₂	3-(2-thienyl)	H
O	3-(2-thienyl)	H
CH ₂	3-(2-thienyl)	methyl
O	3-(2-thienyl)	methyl
CH ₂	4-(2-thienyl)	H
O	4-(2-thienyl)	H
CH ₂	4-(2-thienyl)	methyl
O	4-(2-thienyl)	methyl
CH ₂	3-(3-thienyl)	H
O	3-(3-thienyl)	H
CH ₂	3-(3-thienyl)	methyl
O	3-(3-thienyl)	methyl
CH ₂	4-(3-thienyl)	H
O	4-(3-thienyl)	H
CH ₂	4-(3-thienyl)	methyl
O	4-(3-thienyl)	methyl
CH ₂	3-(5-chloro-2-thienyl)	H
O	3-(5-chloro-2-thienyl)	H
CH ₂	3-(5-chloro-2-thienyl)	methyl
O	3-(5-chloro-2-thienyl)	methyl
CH ₂	4-(5-chloro-2-thienyl)	H
O	4-(5-chloro-2-thienyl)	H
CH ₂	4-(5-chloro-2-thienyl)	methyl
O	4-(5-chloro-2-thienyl)	methyl
CH ₂	4-(pyridin-2-yl)	H
O	4-(pyridin-2-yl)	H
CH ₂	4-(pyridin-2-yl)	methyl
O	4-(pyridin-2-yl)	methyl
CH ₂	4-(pyridin-3-yl)	H
O	4-(pyridin-3-yl)	H
CH ₂	4-(pyridin-3-yl)	methyl
O	4-(pyridin-3-yl)	methyl
CH ₂	3-(pyridin-4-yl)	H
O	3-(pyridin-4-yl)	H
CH ₂	3-(pyridin-4-yl)	methyl
O	3-(pyridin-4-yl)	methyl
CH ₂	4-(pyridin-4-yl)	H
O	4-(pyridin-4-yl)	H
CH ₂	4-(pyridin-4-yl)	methyl

-207-

O	4-(pyridin-4-yl)	methyl
CH ₂	3-(thiazol-2-yl)	H
O	3-(thiazol-2-yl)	H
CH ₂	3-(thiazol-2-yl)	methyl
O	3-(thiazol-2-yl)	methyl
CH ₂	4-(thiazol-2-yl)	H
O	4-(thiazol-2-yl)	H
CH ₂	4-(thiazol-2-yl)	methyl
O	4-(thiazol-2-yl)	methyl
CH ₂	3-(oxazol-2-yl)	H
O	3-(oxazol-2-yl)	H
CH ₂	3-(oxazol-2-yl)	methyl
O	3-(oxazol-2-yl)	methyl
CH ₂	4-(oxazol-2-yl)	H
O	4-(oxazol-2-yl)	H
CH ₂	4-(oxazol-2-yl)	methyl
O	4-(oxazol-2-yl)	methyl
CH ₂	3-NO ₂	H
O	3-NO ₂	H
CH ₂	3-NO ₂	methyl
O	3-NO ₂	methyl
CH ₂	4-NO ₂	H
O	4-NO ₂	H
CH ₂	4-NO ₂	methyl
O	4-NO ₂	methyl
CH ₂	4-C ₂ H ₅	H
O	4-C ₂ H ₅	H
CH ₂	4-C ₂ H ₅	methyl
O	4-C ₂ H ₅	methyl
CH ₂	4-OC ₂ H ₅	H
O	4-OC ₂ H ₅	H
CH ₂	4-OC ₂ H ₅	methyl
O	4-OC ₂ H ₅	methyl
CH ₂	4-CONH ₂	H
O	4-CONH ₂	H
CH ₂	4-CONH ₂	methyl
O	4-CONH ₂	methyl

TABLE III



X	Y	R ⁸
CH ₂	H	H
O	H	H
CH ₂	H	methyl
O	H	methyl
CH ₂	4-Cl	H
O	4-Cl	H
CH ₂	4-Cl	methyl
O	4-Cl	methyl
CH ₂	3-Cl	H
O	3-Cl	H
CH ₂	3-Cl	methyl
O	3-Cl	methyl
CH ₂	2-Cl	H
O	2-Cl	H
CH ₂	2-Cl	methyl
O	2-Cl	methyl
CH ₂	4-F	H
O	4-F	H
CH ₂	4-F	methyl
O	4-F	methyl
CH ₂	3-F	H
O	3-F	H
CH ₂	3-F	methyl

O	3-F	methyl	
CH ₂	2-F	H	
O	2-F	H	
CH ₂	2-F	methyl	
O	2-F	methyl	
CH ₂	3-Br	H	
O	3-Br	H	
CH ₂	3-Br	methyl	
O	3-Br	methyl	
CH ₂	4-Br	H	
O	4-Br	H	
CH ₂	4-Br	methyl	
O	4-Br	methyl	
CH ₂	4-CH ₃	H	
O	4-CH ₃	H	
CH ₂	4-CH ₃	methyl	
O	4-CH ₃	methyl	
CH ₂	3-CH ₃	H	
O	3-CH ₃	H	
CH ₂	3-CH ₃	methyl	
O	3-CH ₃	methyl	
CH ₂	4-CF ₃	H	
O	4-CF ₃	H	
CH ₂	4-CF ₃	methyl	
O	4-CF ₃	methyl	
CH ₂	3-CF ₃	H	
O	3-CF ₃	H	
CH ₂	3-CF ₃	methyl	
O	3-CF ₃	methyl	
CH ₂	4-OCH ₃	H	
O	4-OCH ₃	H	
CH ₂	4-OCH ₃	methyl	
O	4-OCH ₃	methyl	
CH ₂	3-OCH ₃	H	
O	3-OCH ₃	H	
CH ₂	3-OCH ₃	methyl	
O	3-OCH ₃	methyl	
CH ₂	4-C(CH ₃) ₃	H	
O	4-C(CH ₃) ₃	H	
CH ₂	4-C(CH ₃) ₃	methyl	
O	4-C(CH ₃) ₃	methyl	
CH ₂	4-CN	H	

2,6-F₂

-210-

O	4-CN	H
CH ₂	4-CN	methyl
O	4-CN	methyl
CH ₂	3-CN	H
O	3-CN	H
CH ₂	3-CN	methyl
O	3-CN	methyl
CH ₂	4-SO ₂ CH ₃	H
O	4-SO ₂ CH ₃	H
CH ₂	4-SO ₂ CH ₃	methyl
O	4-SO ₂ CH ₃	methyl
CH ₂	3-SO ₂ CH ₃	H
O	3-SO ₂ CH ₃	H
CH ₂	3-SO ₂ CH ₃	methyl
O	3-SO ₂ CH ₃	methyl
CH ₂	3-phenoxy	H
O	3-phenoxy	H
CH ₂	3-phenoxy	methyl
O	3-phenoxy	methyl
CH ₂	4-phenoxy	H
O	4-phenoxy	H
CH ₂	4-phenoxy	methyl
O	4-phenoxy	methyl
CH ₂	2,4-F ₂	H
O	2,4-F ₂	H
CH ₂	2,4-F ₂	methyl
O	2,4-F ₂	methyl
CH ₂	3,4-F ₂	H
O	3,4-F ₂	H
CH ₂	3,4-F ₂	methyl
O	3,4-F ₂	methyl
CH ₂	3,5-F ₂	H
O	3,5-F ₂	H
CH ₂	3,5-F ₂	methyl
O	3,5-F ₂	methyl
CH ₂	2,3-F ₂	H
O	2,3-F ₂	H
CH ₂	2,3-F ₂	methyl
O	2,3-F ₂	methyl
CH ₂	2,6-F ₂	H
O	2,6-F ₂	H
CH ₂	2,6-F ₂	methyl

-211-

O	2,6-F ₂	methyl
CH ₂	2,5-F ₂	H
O	2,5-F ₂	H
CH ₂	2,5-F ₂	methyl
O	2,5-F ₂	methyl
CH ₂	2-F-3-Cl	H
O	2-F-3-Cl	H
CH ₂	2-F-3-Cl	methyl
O	2-F-3-Cl	methyl
CH ₂	3,4-Cl ₂	H
O	3,4-Cl ₂	H
CH ₂	3,4-Cl ₂	methyl
O	3,4-Cl ₂	methyl
CH ₂	3-phenyl	H
O	3-phenyl	H
CH ₂	3-phenyl	methyl
O	3-phenyl	methyl
CH ₂	4-phenyl	H
O	4-phenyl	H
CH ₂	4-phenyl	methyl
O	4-phenyl	methyl
CH ₂	3-(4-fluorophenyl)	H
O	3-(4-fluorophenyl)	H
CH ₂	3-(4-fluorophenyl)	methyl
O	3-(4-fluorophenyl)	methyl
CH ₂	4-(4-fluorophenyl)	H
O	4-(4-fluorophenyl)	H
CH ₂	4-(4-fluorophenyl)	methyl
O	4-(4-fluorophenyl)	methyl
CH ₂	3-(4-chlorophenyl)	H
O	3-(4-chlorophenyl)	H
CH ₂	3-(4-chlorophenyl)	methyl
O	3-(4-chlorophenyl)	methyl
CH ₂	4-(4-chlorophenyl)	H
O	4-(4-chlorophenyl)	H
CH ₂	4-(4-chlorophenyl)	methyl
O	4-(4-chlorophenyl)	methyl
CH ₂	3-(4-(CF ₃)phenyl)	H
O	3-(4-(CF ₃)phenyl)	H
CH ₂	3-(4-(CF ₃)phenyl)	methyl
O	3-(4-(CF ₃)phenyl)	methyl
CH ₂	4-(4-(CF ₃)phenyl)	H

- 212 -

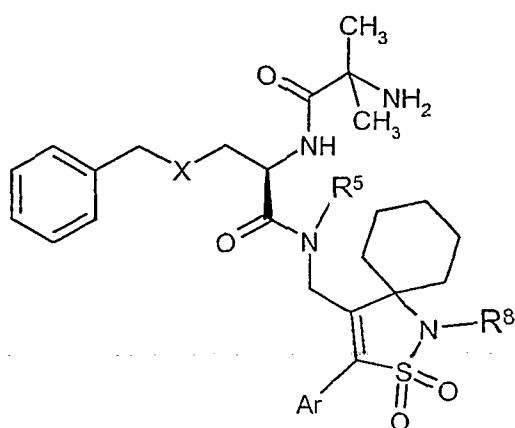
O	4-(4-(CF ₃)phenyl)	H
CH ₂	4-(4-(CF ₃)phenyl)	methyl
O	4-(4-(CF ₃)phenyl)	methyl
CH ₂	3-(2-thienyl)	H
O	3-(2-thienyl)	H
CH ₂	3-(2-thienyl)	methyl
O	3-(2-thienyl)	methyl
CH ₂	4-(2-thienyl)	H
O	4-(2-thienyl)	H
CH ₂	4-(2-thienyl)	methyl
O	4-(2-thienyl)	methyl
CH ₂	3-(3-thienyl)	H
O	3-(3-thienyl)	H
CH ₂	3-(3-thienyl)	methyl
O	3-(3-thienyl)	methyl
CH ₂	4-(3-thienyl)	H
O	4-(3-thienyl)	H
CH ₂	4-(3-thienyl)	methyl
O	4-(3-thienyl)	methyl
CH ₂	3-(5-chloro-2-thienyl)	H
O	3-(5-chloro-2-thienyl)	H
CH ₂	3-(5-chloro-2-thienyl)	methyl
O	3-(5-chloro-2-thienyl)	methyl
CH ₂	4-(5-chloro-2-thienyl)	H
O	4-(5-chloro-2-thienyl)	H
CH ₂	4-(5-chloro-2-thienyl)	methyl
O	4-(5-chloro-2-thienyl)	methyl
CH ₂	4-(pyridin-2-yl)	H
O	4-(pyridin-2-yl)	H
CH ₂	4-(pyridin-2-yl)	methyl
O	4-(pyridin-2-yl)	methyl
CH ₂	4-(pyridin-3-yl)	H
O	4-(pyridin-3-yl)	H
CH ₂	4-(pyridin-3-yl)	methyl
O	4-(pyridin-3-yl)	methyl
CH ₂	3-(pyridin-4-yl)	H
O	3-(pyridin-4-yl)	H
CH ₂	3-(pyridin-4-yl)	methyl
O	3-(pyridin-4-yl)	methyl
CH ₂	4-(pyridin-4-yl)	H
O	4-(pyridin-4-yl)	H
CH ₂	4-(pyridin-4-yl)	methyl

-213-

O	4-(pyridin-4-yl)	methyl
CH ₂	3-(thiazol-2-yl)	H
O	3-(thiazol-2-yl)	H
CH ₂	3-(thiazol-2-yl)	methyl
O	3-(thiazol-2-yl)	methyl
CH ₂	4-(thiazol-2-yl)	H
O	4-(thiazol-2-yl)	H
CH ₂	4-(thiazol-2-yl)	methyl
O	4-(thiazol-2-yl)	methyl
CH ₂	3-(oxazol-2-yl)	H
O	3-(oxazol-2-yl)	H
CH ₂	3-(oxazol-2-yl)	methyl
O	3-(oxazol-2-yl)	methyl
CH ₂	4-(oxazol-2-yl)	H
O	4-(oxazol-2-yl)	H
CH ₂	4-(oxazol-2-yl)	methyl
O	4-(oxazol-2-yl)	methyl
CH ₂	3-NO ₂	H
O	3-NO ₂	H
CH ₂	3-NO ₂	methyl
O	3-NO ₂	methyl
CH ₂	4-NO ₂	H
O	4-NO ₂	H
CH ₂	4-NO ₂	methyl
O	4-NO ₂	methyl
CH ₂	4-C ₂ H ₅	H
O	4-C ₂ H ₅	H
CH ₂	4-C ₂ H ₅	methyl
O	4-C ₂ H ₅	methyl
CH ₂	4-OC ₂ H ₅	H
O	4-OC ₂ H ₅	H
CH ₂	4-OC ₂ H ₅	methyl
O	4-OC ₂ H ₅	methyl
CH ₂	4-CONH ₂	H
O	4-CONH ₂	H
CH ₂	4-CONH ₂	methyl
O	4-CONH ₂	methyl

-214-

TABLE IV



X	Ar	R ⁵	R ⁸
CH ₂	1-naphthyl	ethyl	H
CH ₂	1-naphthyl	ethyl	methyl
O	1-naphthyl	ethyl	methyl
CH ₂	2-naphthyl	ethyl	H
CH ₂	2-naphthyl	ethyl	methyl
O	2-naphthyl	ethyl	methyl
CH ₂	pyridin-2-yl	ethyl	H
O	pyridin-2-yl	ethyl	H
CH ₂	pyridin-2-yl	ethyl	methyl
O	pyridin-2-yl	ethyl	methyl
CH ₂	pyridin-3-yl	ethyl	H
O	pyridin-3-yl	ethyl	H
CH ₂	pyridin-3-yl	ethyl	methyl
O	pyridin-3-yl	ethyl	methyl
CH ₂	pyridin-4-yl	ethyl	H
O	pyridin-4-yl	ethyl	H
CH ₂	pyridin-4-yl	ethyl	methyl
O	pyridin-4-yl	ethyl	methyl
CH ₂	2-thienyl	ethyl	H
O	2-thienyl	ethyl	H
CH ₂	2-thienyl	ethyl	methyl
O	2-thienyl	ethyl	methyl

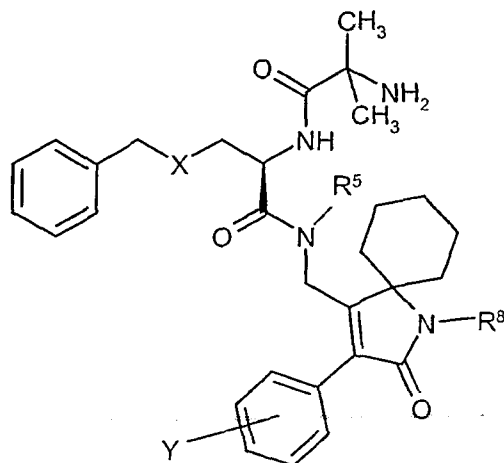
-215-

CH ₂	3-thienyl	ethyl	H
O	3-thienyl	ethyl	H
CH ₂	3-thienyl	ethyl	methyl
O	3-thienyl	ethyl	methyl
CH ₂	thiazol-2-yl	ethyl	H
O	thiazol-2-yl	ethyl	H
CH ₂	thiazol-2-yl	ethyl	methyl
O	thiazol-2-yl	ethyl	methyl
CH ₂	oxazol-2-yl	ethyl	H
O	oxazol-2-yl	ethyl	H
CH ₂	oxazol-2-yl	ethyl	methyl
O	oxazol-2-yl	ethyl	methyl
CH ₂	1-naphthyl	methyl	H
O	1-naphthyl	methyl	H
CH ₂	1-naphthyl	methyl	methyl
O	1-naphthyl	methyl	methyl
CH ₂	2-naphthyl	methyl	H
O	2-naphthyl	methyl	H
CH ₂	2-naphthyl	methyl	methyl
O	2-naphthyl	methyl	methyl
CH ₂	pyridin-2-yl	methyl	H
O	pyridin-2-yl	methyl	H
CH ₂	pyridin-2-yl	methyl	methyl
O	pyridin-2-yl	methyl	methyl
CH ₂	pyridin-3-yl	methyl	H
O	pyridin-3-yl	methyl	H
CH ₂	pyridin-3-yl	methyl	methyl
O	pyridin-3-yl	methyl	methyl
CH ₂	pyridin-4-yl	methyl	H
O	pyridin-4-yl	methyl	H
CH ₂	pyridin-4-yl	methyl	methyl
O	pyridin-4-yl	methyl	methyl
CH ₂	2-thienyl	methyl	H
O	2-thienyl	methyl	H
CH ₂	2-thienyl	methyl	methyl
O	2-thienyl	methyl	methyl
CH ₂	3-thienyl	methyl	H
O	3-thienyl	methyl	H
CH ₂	3-thienyl	methyl	methyl
O	3-thienyl	methyl	methyl
CH ₂	thiazol-2-yl	methyl	H
O	thiazol-2-yl	methyl	H

-216-

CH ₂	thiazol-2-yl	methyl	methyl
O	thiazol-2-yl	methyl	methyl
CH ₂	oxazol-2-yl	methyl	H
O	oxazol-2-yl	methyl	H
CH ₂	oxazol-2-yl	methyl	methyl
O	oxazol-2-yl	methyl	methyl
CH ₂	cyano	ethyl	H
O	cyano	ethyl	H
CH ₂	cyano	ethyl	methyl
O	cyano	ethyl	methyl
CH ₂	cyano	methyl	H
O	cyano	methyl	H
CH ₂	cyano	methyl	methyl
O	cyano	methyl	methyl
CH ₂	cyclohexyl	ethyl	H
O	cyclohexyl	ethyl	H
CH ₂	cyclohexyl	ethyl	methyl
O	cyclohexyl	ethyl	methyl
CH ₂	cyclohexyl	methyl	H
O	cyclohexyl	methyl	H
CH ₂	cyclohexyl	methyl	methyl
O	cyclohexyl	methyl	methyl
CH ₂	isopropyl	ethyl	H
O	isopropyl	ethyl	H
CH ₂	isopropyl	ethyl	methyl
O	isopropyl	ethyl	methyl
CH ₂	isopropyl	methyl	H
O	isopropyl	methyl	H
CH ₂	isopropyl	methyl	methyl
O	isopropyl	methyl	methyl

-217-

TABLE V

X	Y	R ⁵	R ⁸
CH ₂	H	ethyl	H
CH ₂	H	ethyl	methyl
O	H	methyl	H
CH ₂	H	methyl	H
O	H	methyl	methyl
CH ₂	H	methyl	methyl
CH ₂	2-Cl	ethyl	H
CH ₂	3-Cl	ethyl	H
O	3-Cl	ethyl	methyl
CH ₂	3-Cl	ethyl	methyl
O	3-Cl	methyl	H
CH ₂	3-Cl	methyl	H
O	3-Cl	methyl	methyl
CH ₂	3-Cl	methyl	methyl
CH ₂	4-Cl	ethyl	H
CH ₂	4-Cl	ethyl	methyl
O	4-Cl	methyl	H
CH ₂	4-Cl	methyl	H
O	4-Cl	methyl	methyl
CH ₂	4-Cl	methyl	methyl
CH ₂	3,4-Cl ₂	ethyl	H
CH ₂	4-Br	ethyl	H

-218-

O	4-Br	ethyl	methyl
CH ₂	4-Br	ethyl	methyl
O	4-Br	methyl	H
CH ₂	4-Br	methyl	H
O	4-Br	methyl	methyl
CH ₂	4-Br	methyl	methyl
O	3-Br	ethyl	H
CH ₂	3-Br	ethyl	H
O	3-Br	ethyl	methyl
CH ₂	3-Br	ethyl	methyl
O	3-Br	methyl	H
CH ₂	3-Br	methyl	H
O	3-Br	methyl	methyl
CH ₂	3-Br	methyl	methyl
CH ₂	4-F	ethyl	H
O	4-F	ethyl	methyl
CH ₂	4-F	ethyl	methyl
O	4-F	methyl	H
CH ₂	4-F	methyl	H
O	4-F	methyl	methyl
CH ₂	4-F	methyl	methyl
O	3-F	ethyl	H
CH ₂	3-F	ethyl	H
O	3-F	ethyl	methyl
CH ₂	3-F	ethyl	methyl
O	3-F	methyl	H
CH ₂	3-F	methyl	H
O	3-F	methyl	methyl
CH ₂	3-F	methyl	methyl
O	2-F	ethyl	H
CH ₂	2-F	ethyl	H
O	2-F	ethyl	methyl
CH ₂	2-F	ethyl	methyl
O	2-F	methyl	H
CH ₂	2-F	methyl	H
O	2-F	methyl	methyl
CH ₂	2-F	methyl	methyl
CH ₂	4-CH ₃	ethyl	H
O	4-CH ₃	ethyl	methyl
CH ₂	4-CH ₃	ethyl	methyl
CH ₂	4-OCH ₃	H	H
CH ₂	4-OCH ₃	ethyl	H

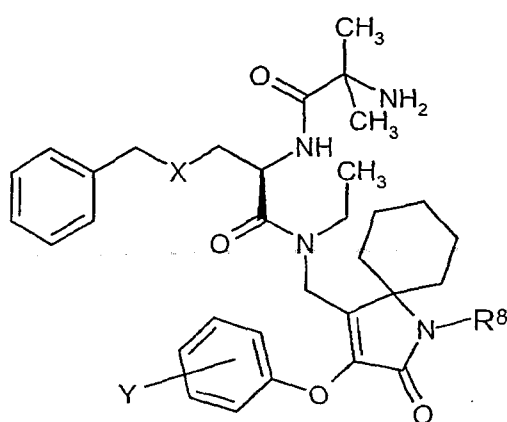
- 219 -

CH ₂	4-OCH ₃	ethyl	methyl
CH ₂	3-CF ₃	ethyl	H
CH ₂	3-CF ₃	ethyl	methyl
O	4-CF ₃	ethyl	H
CH ₂	4-CF ₃	ethyl	H
O	4-CF ₃	ethyl	methyl
CH ₂	4-CF ₃	ethyl	methyl
CH ₂	4-phenyl	ethyl	H
CH ₂	4-phenyl	ethyl	methyl
O	3-phenyl	ethyl	H
CH ₂	3-phenyl	ethyl	H
O	3-phenyl	ethyl	methyl
CH ₂	3-phenyl	ethyl	methyl
O	4-SO ₂ CH ₃	ethyl	H
CH ₂	4-SO ₂ CH ₃	ethyl	H
O	4-SO ₂ CH ₃	ethyl	methyl
CH ₂	4-SO ₂ CH ₃	ethyl	methyl
O	4-SO ₂ CH ₃	methyl	H
CH ₂	4-SO ₂ CH ₃	methyl	H
O	4-SO ₂ CH ₃	methyl	methyl
CH ₂	4-SO ₂ CH ₃	methyl	methyl
O	4-(4-fluorophenyl)	ethyl	H
CH ₂	4-(4-fluorophenyl)	ethyl	H
O	4-(4-fluorophenyl)	ethyl	methyl
CH ₂	4-(4-fluorophenyl)	ethyl	methyl
O	4-(4-chlorophenyl)	ethyl	H
CH ₂	4-(4-chlorophenyl)	ethyl	H
O	4-(4-chlorophenyl)	ethyl	methyl
CH ₂	4-(4-chlorophenyl)	ethyl	methyl
O	4-(pyridin-4-yl)	ethyl	H
CH ₂	4-(pyridin-4-yl)	ethyl	H
O	4-(pyridin-4-yl)	ethyl	methyl
CH ₂	4-(pyridin-4-yl)	ethyl	methyl
O	4-(2-thienyl)	ethyl	H
CH ₂	4-(2-thienyl)	ethyl	H
O	4-(2-thienyl)	ethyl	methyl
CH ₂	4-(2-thienyl)	ethyl	methyl
O	4-(3-thienyl)	ethyl	H
CH ₂	4-(3-thienyl)	ethyl	H
O	4-(3-thienyl)	ethyl	methyl
CH ₂	4-(3-thienyl)	ethyl	methyl
O	4-(4-(CF ₃)phenyl)	ethyl	H

-220-

CH ₂	4-(4-(CF ₃)phenyl)	ethyl	H
O	4-(4-(CF ₃)phenyl)	ethyl	methyl
CH ₂	4-(4-(CF ₃)phenyl)	ethyl	methyl

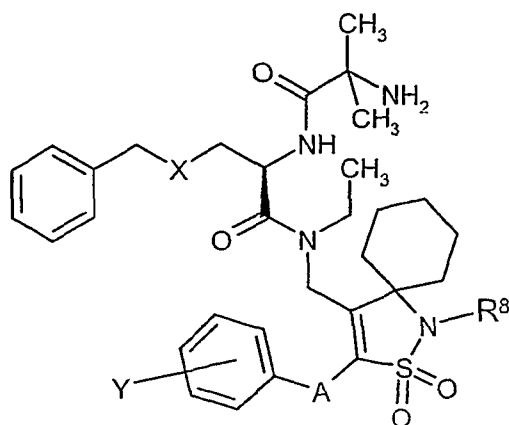
TABLE VI



X	Y	R ⁸
CH ₂	H	H
O	H	methyl
CH ₂	H	methyl
CH ₂	4-Cl	H
CH ₂	4-Cl	methyl
O	4-F	H
CH ₂	4-F	H
O	4-F	Methyl
CH ₂	4-F	Methyl
O	4-SO ₂ CH ₃	H
CH ₂	4-SO ₂ CH ₃	H
O	4-SO ₂ CH ₃	Methyl
CH ₂	4-SO ₂ CH ₃	Methyl

-221-

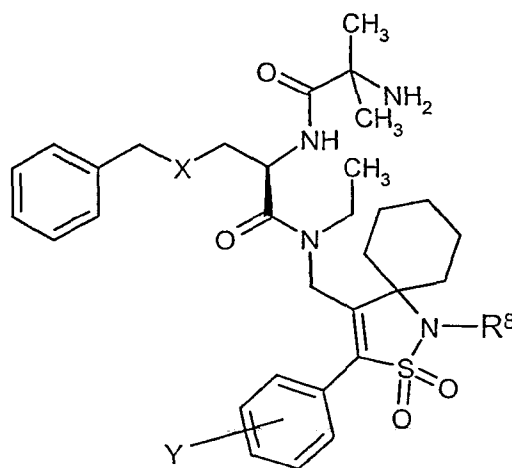
TABLE VII



X	Y	A	R
CH ₂	4-Cl	O	H
O	4-Cl	O	H
CH ₂	4-Cl	O	methyl
O	4-Cl	O	methyl
CH ₂	4-F	O	H
O	4-F	O	H
CH ₂	4-F	O	methyl
O	4-F	O	methyl
CH ₂	H	O	H
O	H	O	H
CH ₂	H	O	methyl
O	H	O	methyl

- 222 -

TABLE VIII



X	Y	R ⁸
CH ₂	H	methyl
CH ₂	4-Cl	methyl
CH ₂	3-Cl	H
O	3-Cl	H
CH ₂	3-Cl	methyl
CH ₂	2-Cl	H
CH ₂	2-Cl	methyl
CH ₂	4-F	methyl
O	4-F	methyl
CH ₂	3-F	H
O	3-F	H
CH ₂	3-F	methyl
O	3-F	methyl
CH ₂	2-F	H
O	2-F	H
CH ₂	2-F	methyl
O	2-F	methyl
CH ₂	2-Br	methyl
O	2-Br	methyl
CH ₂	3-Br	H
CH ₂	3-Br	methyl
O	3-Br	methyl
CH ₂	4-Br	H
CH ₂	4-Br	methyl

- 223 -

O	4-Br	methyl
CH ₂	4-CH ₃	H
CH ₂	4-CH ₃	methyl
O	4-CH ₃	methyl
CH ₂	3-CH ₃	H
O	3-CH ₃	H
CH ₂	3-CH ₃	methyl
O	3-CH ₃	methyl
CH ₂	4-CF ₃	H
O	4-CF ₃	H
CH ₂	4-CF ₃	methyl
CH ₂	3-CF ₃	H
CH ₂	3-CF ₃	methyl
O	3-CF ₃	methyl
CH ₂	4-OCH ₃	H
O	4-OCH ₃	H
CH ₂	4-OCH ₃	methyl
O	4-OCH ₃	methyl
CH ₂	3-OCH ₃	H
O	3-OCH ₃	H
CH ₂	3-OCH ₃	methyl
O	3-OCH ₃	methyl
CH ₂	4-C(CH ₃) ₃	H
CH ₂	4-C(CH ₃) ₃	methyl
O	4-C(CH ₃) ₃	methyl
CH ₂	4-CN	H
CH ₂	4-CN	methyl
O	4-CN	methyl
CH ₂	3-CN	H
O	3-CN	H
CH ₂	3-CN	methyl
O	3-CN	methyl
CH ₂	4-SO ₂ CH ₃	H
CH ₂	4-SO ₂ CH ₃	methyl
O	4-SO ₂ CH ₃	methyl
CH ₂	3-SO ₂ CH ₃	H
O	3-SO ₂ CH ₃	H
CH ₂	3-SO ₂ CH ₃	methyl
O	3-SO ₂ CH ₃	methyl
CH ₂	3-phenoxy	H
CH ₂	3-phenoxy	methyl
O	3-phenoxy	methyl

- 224 -

CH ₂	4-phenoxy	H
O	4-phenoxy	H
CH ₂	4-phenoxy	methyl
O	4-phenoxy	methyl
CH ₂	2,4-F ₂	H
O	2,4-F ₂	H
CH ₂	2,4-F ₂	methyl
O	2,4-F ₂	methyl
CH ₂	3,4-F ₂	H
O	3,4-F ₂	H
CH ₂	3,4-F ₂	methyl
O	3,4-F ₂	methyl
CH ₂	3,5-F ₂	H
O	3,5-F ₂	H
CH ₂	3,5-F ₂	methyl
O	3,5-F ₂	methyl
CH ₂	2,3-F ₂	H
O	2,3-F ₂	H
CH ₂	2,3-F ₂	methyl
O	2,3-F ₂	methyl
CH ₂	2,6-F ₂	H
O	2,6-F ₂	H
CH ₂	2,6-F ₂	methyl
O	2,6-F ₂	methyl
CH ₂	2,5-F ₂	H
O	2,5-F ₂	H
CH ₂	2,5-F ₂	methyl
O	2,5-F ₂	methyl
CH ₂	2-F-3-Cl	H
O	2-F-3-Cl	H
CH ₂	2-F-3-Cl	methyl
O	2-F-3-Cl	methyl
CH ₂	3,4-Cl ₂	H
O	3,4-Cl ₂	H
CH ₂	3,4-Cl ₂	methyl
O	3,4-Cl ₂	methyl
CH ₂	3-phenyl	H
O	3-phenyl	H
CH ₂	3-phenyl	methyl
O	3-phenyl	methyl
CH ₂	4-phenyl	H
CH ₂	4-phenyl	methyl

- 225 -

O	4-phenyl	methyl-
CH ₂	3-(4-fluorophenyl)	H
O	3-(4-fluorophenyl)	H
CH ₂	3-(4-fluorophenyl)	methyl
O	3-(4-fluorophenyl)	methyl
CH ₂	4-(4-fluorophenyl)	H
O	4-(4-fluorophenyl)	H
CH ₂	4-(4-fluorophenyl)	methyl
O	4-(4-fluorophenyl)	methyl
CH ₂	3-(4-chlorophenyl)	H
O	3-(4-chlorophenyl)	H
CH ₂	3-(4-chlorophenyl)	methyl
O	3-(4-chlorophenyl)	methyl
CH ₂	4-(4-chlorophenyl)	H
O	4-(4-chlorophenyl)	H
CH ₂	4-(4-chlorophenyl)	methyl
O	4-(4-chlorophenyl)	methyl
CH ₂	3-(4-(CF ₃)phenyl)	H
O	3-(4-(CF ₃)phenyl)	H
CH ₂	3-(4-(CF ₃)phenyl)	methyl
O	3-(4-(CF ₃)phenyl)	methyl
CH ₂	4-(4-(CF ₃)phenyl)	H
O	4-(4-(CF ₃)phenyl)	H
CH ₂	4-(4-(CF ₃)phenyl)	methyl
O	4-(4-(CF ₃)phenyl)	methyl
CH ₂	3-(2-thienyl)	H
O	3-(2-thienyl)	H
CH ₂	3-(2-thienyl)	methyl
O	3-(2-thienyl)	methyl
CH ₂	4-(2-thienyl)	H
O	4-(2-thienyl)	H
CH ₂	4-(2-thienyl)	methyl
O	4-(2-thienyl)	methyl
CH ₂	3-(3-thienyl)	H
O	3-(3-thienyl)	H
CH ₂	3-(3-thienyl)	methyl
O	3-(3-thienyl)	methyl
CH ₂	4-(3-thienyl)	H
O	4-(3-thienyl)	H
CH ₂	4-(3-thienyl)	methyl
O	4-(3-thienyl)	methyl
CH ₂	3-(5-chloro-2-thienyl)	H

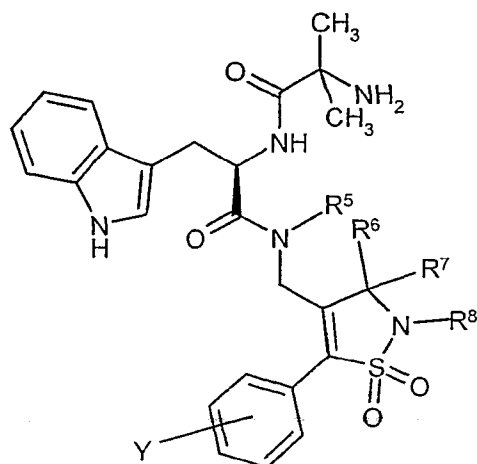
- 226 -

O	3-(5-chloro-2-thienyl)	H
CH ₂	3-(5-chloro-2-thienyl)	methyl
O	3-(5-chloro-2-thienyl)	methyl
CH ₂	4-(5-chloro-2-thienyl)	H
O	4-(5-chloro-2-thienyl)	H
CH ₂	4-(5-chloro-2-thienyl)	methyl
O	4-(5-chloro-2-thienyl)	methyl
CH ₂	4-(3,4-(methylenedioxy)phenyl)	H
O	4-(3,4-(methylenedioxy)phenyl)	H
CH ₂	4-(3,4-(methylenedioxy)phenyl)	methyl
O	4-(3,4-(methylenedioxy)phenyl)	methyl
CH ₂	4-(furan-2-yl)	H
O	4-(furan-2-yl)	H
CH ₂	4-(furan-2-yl)	methyl
O	4-(furan-2-yl)	methyl
CH ₂	4-(benzothiophen-2-yl)	H
O	4-(benzothiophen-2-yl)	H
CH ₂	4-(benzothiophen-2-yl)	methyl
O	4-(benzothiophen-2-yl)	methyl
CH ₂	4-(benzofuran-2-yl)	H
O	4-(benzofuran-2-yl)	H
CH ₂	4-(benzofuran-2-yl)	methyl
O	4-(benzofuran-2-yl)	methyl
CH ₂	4-(pyridin-2-yl)	H
O	4-(pyridin-2-yl)	H
CH ₂	4-(pyridin-2-yl)	methyl
O	4-(pyridin-2-yl)	methyl
CH ₂	4-(pyridin-3-yl)	H
O	4-(pyridin-3-yl)	H
CH ₂	4-(pyridin-3-yl)	methyl
O	4-(pyridin-3-yl)	methyl
CH ₂	3-(pyridin-4-yl)	H
O	3-(pyridin-4-yl)	H
CH ₂	3-(pyridin-4-yl)	methyl
O	3-(pyridin-4-yl)	methyl
CH ₂	4-(pyridin-4-yl)	H
O	4-(pyridin-4-yl)	H
CH ₂	4-(pyridin-4-yl)	methyl
O	4-(pyridin-4-yl)	methyl
CH ₂	3-(thiazol-2-yl)	H
O	3-(thiazol-2-yl)	H
CH ₂	3-(thiazol-2-yl)	methyl

-227-

O	3-(thiazol-2-yl)	methyl
CH ₂	4-(thiazol-2-yl)	H
O	4-(thiazol-2-yl)	H
CH ₂	4-(thiazol-2-yl)	methyl
O	4-(thiazol-2-yl)	methyl
CH ₂	3-(oxazol-2-yl)	H
O	3-(oxazol-2-yl)	H
CH ₂	3-(oxazol-2-yl)	methyl
O	3-(oxazol-2-yl)	methyl
CH ₂	4-(oxazol-2-yl)	H
O	4-(oxazol-2-yl)	H
CH ₂	4-(oxazol-2-yl)	methyl
O	4-(oxazol-2-yl)	methyl
CH ₂	3-NO ₂	H
O	3-NO ₂	H
CH ₂	3-NO ₂	methyl
O	3-NO ₂	methyl
CH ₂	4-NO ₂	H
O	4-NO ₂	H
CH ₂	4-NO ₂	methyl
CH ₂	4-C ₂ H ₅	H
O	4-C ₂ H ₅	H
CH ₂	4-C ₂ H ₅	methyl
O	4-C ₂ H ₅	methyl
CH ₂	4-OC ₂ H ₅	H
O	4-OC ₂ H ₅	H
CH ₂	4-OC ₂ H ₅	methyl
O	4-OC ₂ H ₅	methyl
CH ₂	4-CONH ₂	H
CH ₂	4-CONH ₂	methyl
O	4-CONH ₂	methyl

TABLE IX



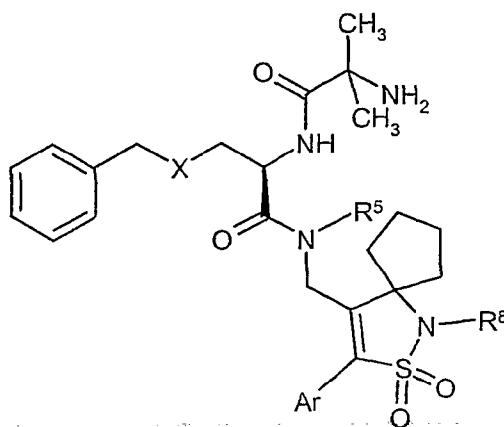
Y	R ⁵	R ⁶ , R ⁷	R ⁸
H	ethyl	dimethyl	H
H	ethyl	dimethyl	methyl
H	ethyl	tetramethylene	H
H	ethyl	tetramethylene	methyl
H	ethyl	pentamethylene	H
H	ethyl	pentamethylene	methyl
H	methyl	dimethyl	H
H	methyl	dimethyl	methyl
H	methyl	tetramethylene	H
H	methyl	tetramethylene	methyl
H	methyl	pentamethylene	H
H	methyl	pentamethylene	methyl
4-Cl	ethyl	dimethyl	methyl
4-Cl	ethyl	tetramethylene	H
4-Cl	ethyl	tetramethylene	methyl
4-Cl	ethyl	pentamethylene	H
4-Cl	ethyl	pentamethylene	methyl
4-Cl	methyl	dimethyl	H
4-Cl	methyl	dimethyl	methyl
4-Cl	methyl	tetramethylene	H
4-Cl	methyl	tetramethylene	methyl
4-Cl	methyl	pentamethylene	H
4-Cl	methyl	pentamethylene	methyl
4-F	ethyl	dimethyl	H

-229-

4-F	ethyl	dimethyl	methyl
4-F	ethyl	tetramethylene	H
4-F	ethyl	tetramethylene	methyl
4-F	ethyl	pentamethylene	H
4-F	ethyl	pentamethylene	methyl
4-F	methyl	dimethyl	H
4-F	methyl	dimethyl	methyl
4-F	methyl	tetramethylene	H
4-F	methyl	tetramethylene	methyl
4-F	methyl	pentamethylene	H
4-F	methyl	pentamethylene	methyl
4-C(CH ₃) ₃	ethyl	pentamethylene	H
4-C(CH ₃) ₃	ethyl	pentamethylene	methyl
4-SO ₂ CH ₃	ethyl	dimethyl	H
4-SO ₂ CH ₃	ethyl	dimethyl	methyl
4-SO ₂ CH ₃	ethyl	tetramethylene	H
4-SO ₂ CH ₃	ethyl	tetramethylene	methyl
4-SO ₂ CH ₃	ethyl	pentamethylene	H
4-SO ₂ CH ₃	ethyl	pentamethylene	methyl
4-SO ₂ CH ₃	methyl	dimethyl	H
4-SO ₂ CH ₃	methyl	dimethyl	methyl
4-SO ₂ CH ₃	methyl	tetramethylene	H
4-SO ₂ CH ₃	methyl	tetramethylene	methyl
4-SO ₂ CH ₃	methyl	pentamethylene	H
4-SO ₂ CH ₃	methyl	pentamethylene	methyl

-230-

TABLE X



X	Ar	R ⁵	R ⁸
CH ₂	1-naphthyl	ethyl	H
O	1-naphthyl	ethyl	H
CH ₂	1-naphthyl	ethyl	methyl
O	1-naphthyl	ethyl	methyl
CH ₂	2-naphthyl	ethyl	H
O	2-naphthyl	ethyl	H
CH ₂	2-naphthyl	ethyl	methyl
O	2-naphthyl	ethyl	methyl
CH ₂	pyridin-2-yl	ethyl	H
O	pyridin-2-yl	ethyl	H
CH ₂	pyridin-2-yl	ethyl	methyl
O	pyridin-2-yl	ethyl	methyl
CH ₂	pyridin-3-yl	ethyl	H
O	pyridin-3-yl	ethyl	H
CH ₂	pyridin-3-yl	ethyl	methyl
O	pyridin-3-yl	ethyl	methyl
CH ₂	pyridin-4-yl	ethyl	H
O	pyridin-4-yl	ethyl	H
CH ₂	pyridin-4-yl	ethyl	methyl
O	pyridin-4-yl	ethyl	methyl
CH ₂	2-thienyl	ethyl	H
O	2-thienyl	ethyl	H
CH ₂	2-thienyl	ethyl	methyl

-231-

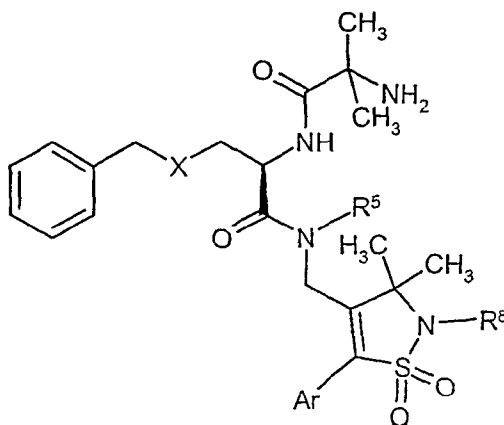
O	2-thienyl	ethyl	methyl
CH ₂	3-thienyl	ethyl	H
O	3-thienyl	ethyl	H
CH ₂	3-thienyl	ethyl	methyl
O	3-thienyl	ethyl	methyl
CH ₂	thiazol-2-yl	ethyl	H
O	thiazol-2-yl	ethyl	H
CH ₂	thiazol-2-yl	ethyl	methyl
O	thiazol-2-yl	ethyl	methyl
CH ₂	oxazol-2-yl	ethyl	H
O	oxazol-2-yl	ethyl	H
CH ₂	oxazol-2-yl	ethyl	methyl
O	oxazol-2-yl	ethyl	methyl
CH ₂	1-naphthyl	methyl	H
O	1-naphthyl	methyl	H
CH ₂	1-naphthyl	methyl	methyl
O	1-naphthyl	methyl	methyl
CH ₂	2-naphthyl	methyl	H
O	2-naphthyl	methyl	H
CH ₂	2-naphthyl	methyl	methyl
O	2-naphthyl	methyl	methyl
CH ₂	pyridin-2-yl	methyl	H
O	pyridin-2-yl	methyl	H
CH ₂	pyridin-2-yl	methyl	methyl
O	pyridin-2-yl	methyl	methyl
CH ₂	pyridin-3-yl	methyl	H
O	pyridin-3-yl	methyl	H
CH ₂	pyridin-3-yl	methyl	methyl
O	pyridin-3-yl	methyl	methyl
CH ₂	pyridin-4-yl	methyl	H
O	pyridin-4-yl	methyl	H
CH ₂	pyridin-4-yl	methyl	methyl
O	pyridin-4-yl	methyl	methyl
CH ₂	2-thienyl	methyl	H
O	2-thienyl	methyl	H
CH ₂	2-thienyl	methyl	methyl
O	2-thienyl	methyl	methyl
CH ₂	3-thienyl	methyl	H
O	3-thienyl	methyl	H
CH ₂	3-thienyl	methyl	methyl
O	3-thienyl	methyl	methyl
CH ₂	thiazol-2-yl	methyl	H

- 232 -

O	thiazol-2-yl	methyl	H
CH ₂	thiazol-2-yl	methyl	methyl
O	thiazol-2-yl	methyl	methyl
CH ₂	oxazol-2-yl	methyl	H
O	oxazol-2-yl	methyl	H
CH ₂	oxazol-2-yl	methyl	methyl
O	oxazol-2-yl	methyl	methyl
CH ₂	cyclohexyl	ethyl	H
O	cyclohexyl	ethyl	H
CH ₂	cyclohexyl	ethyl	methyl
O	cyclohexyl	ethyl	methyl
CH ₂	isopropyl	ethyl	H
O	isopropyl	ethyl	H
CH ₂	isopropyl	ethyl	methyl
O	isopropyl	ethyl	methyl
CH ₂	cyclohexyl	methyl	H
O	cyclohexyl	methyl	H
CH ₂	cyclohexyl	methyl	methyl
O	cyclohexyl	methyl	methyl
CH ₂	isopropyl	methyl	H
O	isopropyl	methyl	H
CH ₂	isopropyl	methyl	methyl
O	isopropyl	methyl	methyl

-233-

TABLE XI



X	Ar	R ⁵	R ⁸
CH ₂	1-naphthyl	ethyl	H
O	1-naphthyl	ethyl	H
CH ₂	1-naphthyl	ethyl	methyl
O	1-naphthyl	ethyl	methyl
CH ₂	2-naphthyl	ethyl	H
O	2-naphthyl	ethyl	H
CH ₂	2-naphthyl	ethyl	methyl
O	2-naphthyl	ethyl	methyl
CH ₂	pyridin-2-yl	ethyl	H
O	pyridin-2-yl	ethyl	H
CH ₂	pyridin-2-yl	ethyl	methyl
O	pyridin-2-yl	ethyl	methyl
CH ₂	pyridin-3-yl	ethyl	H
O	pyridin-3-yl	ethyl	H
CH ₂	pyridin-3-yl	ethyl	methyl
O	pyridin-3-yl	ethyl	methyl
CH ₂	pyridin-4-yl	ethyl	H
O	pyridin-4-yl	ethyl	H
CH ₂	pyridin-4-yl	ethyl	methyl
O	pyridin-4-yl	ethyl	methyl
CH ₂	2-thienyl	ethyl	H
O	2-thienyl	ethyl	H
CH ₂	2-thienyl	ethyl	methyl
O	2-thienyl	ethyl	methyl

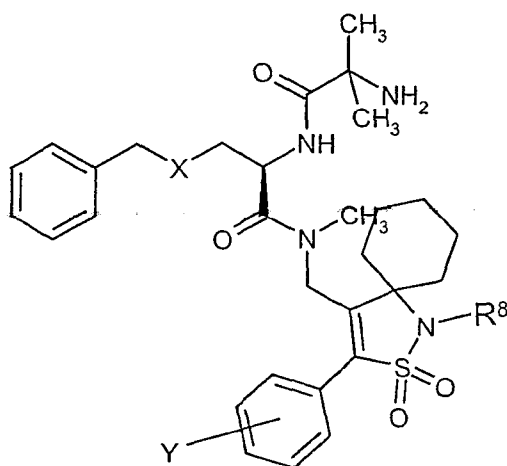
- 234 -

CH ₂	3-thienyl	ethyl	H
O	3-thienyl	ethyl	H
CH ₂	3-thienyl	ethyl	methyl
O	3-thienyl	ethyl	methyl
CH ₂	thiazol-2-yl	ethyl	H
O	thiazol-2-yl	ethyl	H
CH ₂	thiazol-2-yl	ethyl	methyl
O	thiazol-2-yl	ethyl	methyl
CH ₂	oxazol-2-yl	ethyl	H
O	oxazol-2-yl	ethyl	H
CH ₂	oxazol-2-yl	ethyl	methyl
O	oxazol-2-yl	ethyl	methyl
CH ₂	1-naphthyl	methyl	H
O	1-naphthyl	methyl	H
CH ₂	1-naphthyl	methyl	methyl
O	1-naphthyl	methyl	methyl
CH ₂	2-naphthyl	methyl	H
O	2-naphthyl	methyl	H
CH ₂	2-naphthyl	methyl	methyl
O	2-naphthyl	methyl	methyl
CH ₂	pyridin-2-yl	methyl	H
O	pyridin-2-yl	methyl	H
CH ₂	pyridin-2-yl	methyl	methyl
O	pyridin-2-yl	methyl	methyl
CH ₂	pyridin-3-yl	methyl	H
O	pyridin-3-yl	methyl	H
CH ₂	pyridin-3-yl	methyl	methyl
O	pyridin-3-yl	methyl	methyl
CH ₂	pyridin-4-yl	methyl	H
O	pyridin-4-yl	methyl	H
CH ₂	pyridin-4-yl	methyl	methyl
O	pyridin-4-yl	methyl	methyl
CH ₂	2-thienyl	methyl	H
O	2-thienyl	methyl	H
CH ₂	2-thienyl	methyl	methyl
O	2-thienyl	methyl	methyl
CH ₂	3-thienyl	methyl	H
O	3-thienyl	methyl	H
CH ₂	3-thienyl	methyl	methyl
O	3-thienyl	methyl	methyl
CH ₂	thiazol-2-yl	methyl	H
O	thiazol-2-yl	methyl	H

- 235 -

CH ₂	thiazol-2-yl	methyl	methyl
O	thiazol-2-yl	methyl	methyl
CH ₂	oxazol-2-yl	methyl	H
O	oxazol-2-yl	methyl	H
CH ₂	oxazol-2-yl	methyl	methyl
O	oxazol-2-yl	methyl	methyl

TABLE XII



X	Y	R ⁸
CH ₂	H	H
O	H	H
CH ₂	H	methyl
O	H	methyl
CH ₂	4-Cl	methyl
O	4-Cl	methyl
CH ₂	3-Cl	H
O	3-Cl	H
CH ₂	3-Cl	methyl
O	3-Cl	methyl
CH ₂	2-Cl	H
O	2-Cl	H
CH ₂	2-Cl	methyl
O	2-Cl	methyl
CH ₂	4-F	H
O	4-F	H
CH ₂	4-F	methyl

-236-

O	4-F	methyl
CH ₂	3-F	H
O	3-F	H
CH ₂	3-F	methyl
O	3-F	methyl
CH ₂	2-F	H
O	2-F	H
CH ₂	2-F	methyl
O	2-F	methyl
CH ₂	3-Br	H
O	3-Br	H
CH ₂	3-Br	methyl
O	3-Br	methyl
CH ₂	4-Br	H
O	4-Br	H
CH ₂	4-Br	methyl
O	4-Br	methyl
CH ₂	4-CH ₃	H
O	4-CH ₃	H
CH ₂	4-CH ₃	methyl
O	4-CH ₃	methyl
CH ₂	3-CH ₃	H
O	3-CH ₃	H
CH ₂	3-CH ₃	methyl
O	3-CH ₃	methyl
CH ₂	4-CF ₃	H
O	4-CF ₃	H
CH ₂	4-CF ₃	methyl
O	4-CF ₃	methyl
CH ₂	3-CF ₃	H
O	3-CF ₃	H
CH ₂	3-CF ₃	methyl
O	3-CF ₃	methyl
CH ₂	4-OCH ₃	H
O	4-OCH ₃	H
CH ₂	4-OCH ₃	methyl
O	4-OCH ₃	methyl
CH ₂	3-OCH ₃	H
O	3-OCH ₃	H
CH ₂	3-OCH ₃	methyl
O	3-OCH ₃	methyl
CH ₂	4-C(CH ₃) ₃	H

-237-

O	4-C(CH ₃) ₃	H
CH ₂	4-C(CH ₃) ₃	methyl
O	4-C(CH ₃) ₃	methyl
CH ₂	4-CN	H
O	4-CN	H
CH ₂	4-CN	methyl
O	4-CN	methyl
CH ₂	3-CN	H
O	3-CN	H
CH ₂	3-CN	methyl
O	3-CN	methyl
CH ₂	4-SO ₂ CH ₃	H
O	4-SO ₂ CH ₃	H
CH ₂	4-SO ₂ CH ₃	methyl
O	4-SO ₂ CH ₃	methyl
CH ₂	3-SO ₂ CH ₃	H
O	3-SO ₂ CH ₃	H
CH ₂	3-SO ₂ CH ₃	methyl
O	3-SO ₂ CH ₃	methyl
CH ₂	3-phenoxy	H
O	3-phenoxy	H
CH ₂	3-phenoxy	methyl
O	3-phenoxy	methyl
CH ₂	4-phenoxy	H
O	4-phenoxy	H
CH ₂	4-phenoxy	methyl
O	4-phenoxy	methyl
CH ₂	2,4-F ₂	H
O	2,4-F ₂	H
CH ₂	2,4-F ₂	methyl
O	2,4-F ₂	methyl
CH ₂	3,4-F ₂	H
O	3,4-F ₂	H
CH ₂	3,4-F ₂	methyl
O	3,4-F ₂	methyl
CH ₂	3,5-F ₂	H
O	3,5-F ₂	H
CH ₂	3,5-F ₂	methyl
O	3,5-F ₂	methyl
CH ₂	2,3-F ₂	H
O	2,3-F ₂	H
CH ₂	2,3-F ₂	methyl

- 238 -

O	2,3-F ₂	methyl
CH ₂	2,6-F ₂	H
O	2,6-F ₂	H
CH ₂	2,6-F ₂	methyl
O	2,6-F ₂	methyl
CH ₂	2,5-F ₂	H
O	2,5-F ₂	H
CH ₂	2,5-F ₂	methyl
O	2,5-F ₂	methyl
CH ₂	2-F-3-Cl	H
O	2-F-3-Cl	H
CH ₂	2-F-3-Cl	methyl
O	2-F-3-Cl	methyl
CH ₂	3,4-Cl ₂	H
O	3,4-Cl ₂	H
CH ₂	3,4-Cl ₂	methyl
O	3,4-Cl ₂	methyl
CH ₂	3-phenyl	H
O	3-phenyl	H
CH ₂	3-phenyl	methyl
O	3-phenyl	methyl
CH ₂	4-phenyl	H
O	4-phenyl	H
CH ₂	4-phenyl	methyl
O	4-phenyl	methyl
CH ₂	3-(4-fluorophenyl)	H
O	3-(4-fluorophenyl)	H
CH ₂	3-(4-fluorophenyl)	methyl
O	3-(4-fluorophenyl)	methyl
CH ₂	4-(4-fluorophenyl)	H
O	4-(4-fluorophenyl)	H
CH ₂	4-(4-fluorophenyl)	methyl
O	4-(4-fluorophenyl)	methyl
CH ₂	3-(4-chlorophenyl)	H
O	3-(4-chlorophenyl)	H
CH ₂	3-(4-chlorophenyl)	methyl
O	3-(4-chlorophenyl)	methyl
CH ₂	4-(4-chlorophenyl)	H
O	4-(4-chlorophenyl)	H
CH ₂	4-(4-chlorophenyl)	methyl
O	4-(4-chlorophenyl)	methyl
CH ₂	3-(4-(CF ₃)phenyl)	H

- 239 -

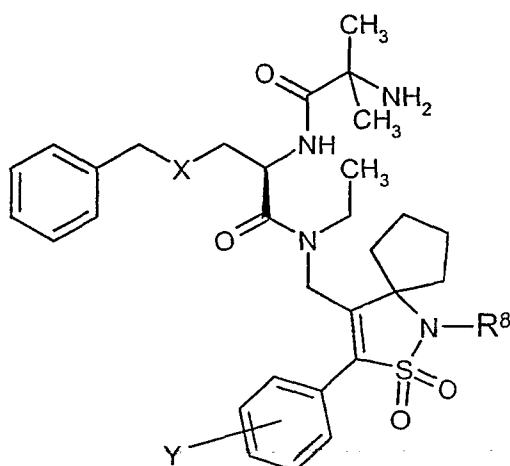
O	3-(4-(CF ₃)phenyl)	H
CH ₂	3-(4-(CF ₃)phenyl)	methyl
O	3-(4-(CF ₃)phenyl)	methyl
CH ₂	4-(4-(CF ₃)phenyl)	H
O	4-(4-(CF ₃)phenyl)	H
CH ₂	4-(4-(CF ₃)phenyl)	methyl
O	4-(4-(CF ₃)phenyl)	methyl
CH ₂	3-(2-thienyl)	H
O	3-(2-thienyl)	H
CH ₂	3-(2-thienyl)	methyl
O	3-(2-thienyl)	methyl
CH ₂	4-(2-thienyl)	H
O	4-(2-thienyl)	H
CH ₂	4-(2-thienyl)	methyl
O	4-(2-thienyl)	methyl
CH ₂	3-(3-thienyl)	H
O	3-(3-thienyl)	H
CH ₂	3-(3-thienyl)	methyl
O	3-(3-thienyl)	methyl
CH ₂	4-(3-thienyl)	H
O	4-(3-thienyl)	H
CH ₂	4-(3-thienyl)	methyl
O	4-(3-thienyl)	methyl
CH ₂	3-(5-chloro-2-thienyl)	H
O	3-(5-chloro-2-thienyl)	H
CH ₂	3-(5-chloro-2-thienyl)	methyl
O	3-(5-chloro-2-thienyl)	methyl
CH ₂	4-(5-chloro-2-thienyl)	H
O	4-(5-chloro-2-thienyl)	H
CH ₂	4-(5-chloro-2-thienyl)	methyl
O	4-(5-chloro-2-thienyl)	methyl
CH ₂	4-(pyridin-2-yl)	H
O	4-(pyridin-2-yl)	H
CH ₂	4-(pyridin-2-yl)	methyl
O	4-(pyridin-2-yl)	methyl
CH ₂	4-(pyridin-3-yl)	H
O	4-(pyridin-3-yl)	H
CH ₂	4-(pyridin-3-yl)	methyl
O	4-(pyridin-3-yl)	methyl
CH ₂	3-(pyridin-4-yl)	H
O	3-(pyridin-4-yl)	H
CH ₂	3-(pyridin-4-yl)	methyl

- 240 -

O	3-(pyridin-4-yl)	methyl
CH ₂	4-(pyridin-4-yl)	H
O	4-(pyridin-4-yl)	H
CH ₂	4-(pyridin-4-yl)	methyl
O	4-(pyridin-4-yl)	methyl
CH ₂	3-(thiazol-2-yl)	H
O	3-(thiazol-2-yl)	H
CH ₂	3-(thiazol-2-yl)	methyl
O	3-(thiazol-2-yl)	methyl
CH ₂	4-(thiazol-2-yl)	H
O	4-(thiazol-2-yl)	H
CH ₂	4-(thiazol-2-yl)	methyl
O	4-(thiazol-2-yl)	methyl
CH ₂	3-(oxazol-2-yl)	H
O	3-(oxazol-2-yl)	H
CH ₂	3-(oxazol-2-yl)	methyl
O	3-(oxazol-2-yl)	methyl
CH ₂	4-(oxazol-2-yl)	H
O	4-(oxazol-2-yl)	H
CH ₂	4-(oxazol-2-yl)	methyl
O	4-(oxazol-2-yl)	methyl
CH ₂	3-NO ₂	H
O	3-NO ₂	H
CH ₂	3-NO ₂	methyl
O	3-NO ₂	methyl
CH ₂	4-NO ₂	H
O	4-NO ₂	H
CH ₂	4-NO ₂	methyl
O	4-NO ₂	methyl
CH ₂	4-C ₂ H ₅	H
O	4-C ₂ H ₅	H
CH ₂	4-C ₂ H ₅	methyl
O	4-C ₂ H ₅	methyl
CH ₂	4-OC ₂ H ₅	H
O	4-OC ₂ H ₅	H
CH ₂	4-OC ₂ H ₅	methyl
O	4-OC ₂ H ₅	methyl
CH ₂	4-CONH ₂	H
O	4-CONH ₂	H
CH ₂	4-CONH ₂	methyl
O	4-CONH ₂	methyl

-241-

TABLE XIII



X	Y	R ⁸
CH ₂	H	methyl
O	H	methyl
CH ₂	4-Cl	H
CH ₂	4-Cl	methyl
O	4-Cl	methyl
CH ₂	3-Cl	H
O	3-Cl	H
CH ₂	3-Cl	methyl
O	3-Cl	methyl
CH ₂	2-Cl	H
O	2-Cl	H
CH ₂	2-Cl	methyl
O	2-Cl	methyl
CH ₂	4-F	H
O	4-F	H
CH ₂	4-F	methyl
O	4-F	methyl
CH ₂	3-F	H
O	3-F	H
CH ₂	3-F	methyl
O	3-F	methyl
CH ₂	2-F	H
O	2-F	H
CH ₂	2-F	methyl

-242-

O	2-F	methyl
CH ₂	3-Br	H
O	3-Br	H
CH ₂	3-Br	methyl
O	3-Br	methyl
CH ₂	4-Br	H
O	4-Br	H
CH ₂	4-Br	methyl
O	4-Br	methyl
CH ₂	4-CH ₃	H
O	4-CH ₃	H
CH ₂	4-CH ₃	methyl
O	4-CH ₃	methyl
CH ₂	3-CH ₃	H
O	3-CH ₃	H
CH ₂	3-CH ₃	methyl
O	3-CH ₃	methyl
CH ₂	4-CF ₃	H
O	4-CF ₃	H
CH ₂	4-CF ₃	methyl
O	4-CF ₃	methyl
CH ₂	3-CF ₃	H
O	3-CF ₃	H
CH ₂	3-CF ₃	methyl
O	3-CF ₃	methyl
CH ₂	4-OCH ₃	H
O	4-OCH ₃	H
CH ₂	4-OCH ₃	methyl
O	4-OCH ₃	methyl
CH ₂	3-OCH ₃	H
O	3-OCH ₃	H
CH ₂	3-OCH ₃	methyl
O	3-OCH ₃	methyl
CH ₂	4-C(CH ₃) ₃	H
O	4-C(CH ₃) ₃	H
CH ₂	4-C(CH ₃) ₃	methyl
O	4-C(CH ₃) ₃	methyl
CH ₂	4-CN	H
O	4-CN	H
CH ₂	4-CN	methyl
O	4-CN	methyl
CH ₂	3-CN	H

-243-

O	3-CN	H
CH ₂	3-CN	methyl
O	3-CN	methyl
CH ₂	4-SO ₂ CH ₃	H
O	4-SO ₂ CH ₃	H
CH ₂	4-SO ₂ CH ₃	methyl
O	4-SO ₂ CH ₃	methyl
CH ₂	3-SO ₂ CH ₃	H
O	3-SO ₂ CH ₃	H
CH ₂	3-SO ₂ CH ₃	methyl
O	3-SO ₂ CH ₃	methyl
CH ₂	3-phenoxy	H
O	3-phenoxy	H
CH ₂	3-phenoxy	methyl
O	3-phenoxy	methyl
CH ₂	4-phenoxy	H
O	4-phenoxy	H
CH ₂	4-phenoxy	methyl
O	4-phenoxy	methyl
CH ₂	2,4-F ₂	H
O	2,4-F ₂	H
CH ₂	2,4-F ₂	methyl
O	2,4-F ₂	methyl
CH ₂	3,4-F ₂	H
O	3,4-F ₂	H
CH ₂	3,4-F ₂	methyl
O	3,4-F ₂	methyl
CH ₂	3,5-F ₂	H
O	3,5-F ₂	H
CH ₂	3,5-F ₂	methyl
O	3,5-F ₂	methyl
CH ₂	2,3-F ₂	H
O	2,3-F ₂	H
CH ₂	2,3-F ₂	methyl
O	2,3-F ₂	methyl
CH ₂	2,6-F ₂	H
O	2,6-F ₂	H
CH ₂	2,6-F ₂	methyl
O	2,6-F ₂	methyl
CH ₂	2,5-F ₂	H
O	2,5-F ₂	H
CH ₂	2,5-F ₂	methyl

- 244 -

O	2,5-F ₂	methyl
CH ₂	2-F-3-Cl	H
O	2-F-3-Cl	H
CH ₂	2-F-3-Cl	methyl
O	2-F-3-Cl	methyl
CH ₂	3,4-Cl ₂	H
O	3,4-Cl ₂	H
CH ₂	3,4-Cl ₂	methyl
O	3,4-Cl ₂	methyl
CH ₂	3-phenyl	H
O	3-phenyl	H
CH ₂	3-phenyl	methyl
O	3-phenyl	methyl
CH ₂	4-phenyl	H
O	4-phenyl	H
CH ₂	4-phenyl	methyl
O	4-phenyl	methyl
CH ₂	3-(4-fluorophenyl)	H
O	3-(4-fluorophenyl)	H
CH ₂	3-(4-fluorophenyl)	methyl
O	3-(4-fluorophenyl)	methyl
CH ₂	4-(4-fluorophenyl)	H
O	4-(4-fluorophenyl)	H
CH ₂	4-(4-fluorophenyl)	methyl
O	4-(4-fluorophenyl)	methyl
CH ₂	3-(4-chlorophenyl)	H
O	3-(4-chlorophenyl)	H
CH ₂	3-(4-chlorophenyl)	methyl
O	3-(4-chlorophenyl)	methyl
CH ₂	4-(4-chlorophenyl)	H
O	4-(4-chlorophenyl)	H
CH ₂	4-(4-chlorophenyl)	methyl
O	4-(4-chlorophenyl)	methyl
CH ₂	3-(4-(CF ₃)phenyl)	H
O	3-(4-(CF ₃)phenyl)	H
CH ₂	3-(4-(CF ₃)phenyl)	methyl
O	3-(4-(CF ₃)phenyl)	methyl
CH ₂	4-(4-(CF ₃)phenyl)	H
O	4-(4-(CF ₃)phenyl)	H
CH ₂	4-(4-(CF ₃)phenyl)	methyl
O	4-(4-(CF ₃)phenyl)	methyl
CH ₂	3-(2-thienyl)	H

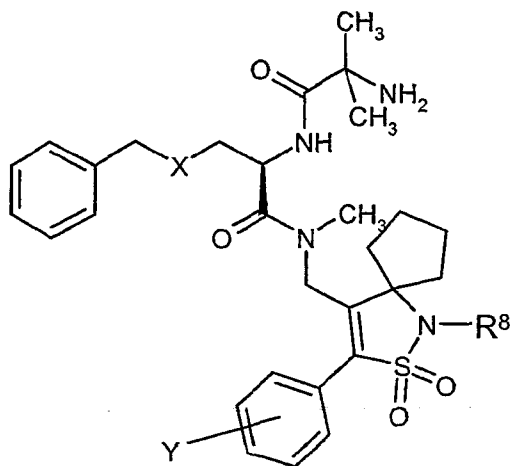
- 245 -

O	3-(2-thienyl)	H
CH ₂	3-(2-thienyl)	methyl
O	3-(2-thienyl)	methyl
CH ₂	4-(2-thienyl)	H
O	4-(2-thienyl)	H
CH ₂	4-(2-thienyl)	methyl
O	4-(2-thienyl)	methyl
CH ₂	3-(3-thienyl)	H
O	3-(3-thienyl)	H
CH ₂	3-(3-thienyl)	methyl
O	3-(3-thienyl)	methyl
CH ₂	4-(3-thienyl)	H
O	4-(3-thienyl)	H
CH ₂	4-(3-thienyl)	methyl
O	4-(3-thienyl)	methyl
CH ₂	3-(5-chloro-2-thienyl)	H
O	3-(5-chloro-2-thienyl)	H
CH ₂	3-(5-chloro-2-thienyl)	methyl
O	3-(5-chloro-2-thienyl)	methyl
CH ₂	4-(5-chloro-2-thienyl)	H
O	4-(5-chloro-2-thienyl)	H
CH ₂	4-(5-chloro-2-thienyl)	methyl
O	4-(5-chloro-2-thienyl)	methyl
CH ₂	4-(pyridin-2-yl)	H
O	4-(pyridin-2-yl)	H
CH ₂	4-(pyridin-2-yl)	methyl
O	4-(pyridin-2-yl)	methyl
CH ₂	4-(pyridin-3-yl)	H
O	4-(pyridin-3-yl)	H
CH ₂	4-(pyridin-3-yl)	methyl
O	4-(pyridin-3-yl)	methyl
CH ₂	3-(pyridin-4-yl)	H
O	3-(pyridin-4-yl)	H
CH ₂	3-(pyridin-4-yl)	methyl
O	3-(pyridin-4-yl)	methyl
CH ₂	4-(pyridin-4-yl)	H
O	4-(pyridin-4-yl)	H
CH ₂	4-(pyridin-4-yl)	methyl
O	4-(pyridin-4-yl)	methyl
CH ₂	3-(thiazol-2-yl)	H
O	3-(thiazol-2-yl)	H
CH ₂	3-(thiazol-2-yl)	methyl

-246-

O	3-(thiazol-2-yl)	methyl
CH ₂	4-(thiazol-2-yl)	H
O	4-(thiazol-2-yl)	H
CH ₂	4-(thiazol-2-yl)	methyl
O	4-(thiazol-2-yl)	methyl
CH ₂	3-(oxazol-2-yl)	H
O	3-(oxazol-2-yl)	H
CH ₂	3-(oxazol-2-yl)	methyl
O	3-(oxazol-2-yl)	methyl
CH ₂	4-(oxazol-2-yl)	H
O	4-(oxazol-2-yl)	H
CH ₂	4-(oxazol-2-yl)	methyl
O	4-(oxazol-2-yl)	methyl
CH ₂	3-NO ₂	H
O	3-NO ₂	H
CH ₂	3-NO ₂	methyl
O	3-NO ₂	methyl
CH ₂	4-NO ₂	H
O	4-NO ₂	H
CH ₂	4-NO ₂	methyl
O	4-NO ₂	methyl
CH ₂	4-C ₂ H ₅	H
O	4-C ₂ H ₅	H
CH ₂	4-C ₂ H ₅	methyl
O	4-C ₂ H ₅	methyl
CH ₂	4-OC ₂ H ₅	H
O	4-OC ₂ H ₅	H
CH ₂	4-OC ₂ H ₅	methyl
O	4-OC ₂ H ₅	methyl
CH ₂	4-CONH ₂	H
O	4-CONH ₂	H
CH ₂	4-CONH ₂	methyl
O	4-CONH ₂	methyl

TABLE XIV



X	Y	R ⁸
CH ₂	H	H
O	H	H
CH ₂	H	methyl
O	H	methyl
CH ₂	4-Cl	H
O	4-Cl	H
CH ₂	4-Cl	methyl
O	4-Cl	methyl
CH ₂	3-Cl	H
O	3-Cl	H
CH ₂	3-Cl	methyl
O	3-Cl	methyl
CH ₂	2-Cl	H
O	2-Cl	H
CH ₂	2-Cl	methyl
O	2-Cl	methyl
CH ₂	4-F	H
O	4-F	H
CH ₂	4-F	methyl
O	4-F	methyl
CH ₂	3-F	H
O	3-F	H
CH ₂	3-F	methyl
O	3-F	methyl
CH ₂	2-F	H

-248-

O	2-F	H
CH ₂	2-F	methyl
O	2-F	methyl
CH ₂	3-Br	H
O	3-Br	H
CH ₂	3-Br	methyl
O	3-Br	methyl
CH ₂	4-Br	H
O	4-Br	H
CH ₂	4-Br	methyl
O	4-Br	methyl
CH ₂	4-CH ₃	H
O	4-CH ₃	H
CH ₂	4-CH ₃	methyl
O	4-CH ₃	methyl
CH ₂	3-CH ₃	H
O	3-CH ₃	H
CH ₂	3-CH ₃	methyl
O	3-CH ₃	methyl
CH ₂	4-CF ₃	H
O	4-CF ₃	H
CH ₂	4-CF ₃	methyl
O	4-CF ₃	methyl
CH ₂	3-CF ₃	H
O	3-CF ₃	H
CH ₂	3-CF ₃	methyl
O	3-CF ₃	methyl
CH ₂	4-OCH ₃	H
O	4-OCH ₃	H
CH ₂	4-OCH ₃	methyl
O	4-OCH ₃	methyl
CH ₂	3-OCH ₃	H
O	3-OCH ₃	H
CH ₂	3-OCH ₃	methyl
O	3-OCH ₃	methyl
CH ₂	4-C(CH ₃) ₃	H
O	4-C(CH ₃) ₃	H
CH ₂	4-C(CH ₃) ₃	methyl
O	4-C(CH ₃) ₃	methyl
CH ₂	4-CN	H
O	4-CN	H
CH ₂	4-CN	methyl

-249-

O	4-CN	methyl
CH ₂	3-CN	H
O	3-CN	H
CH ₂	3-CN	methyl
O	3-CN	methyl
CH ₂	4-SO ₂ CH ₃	H
O	4-SO ₂ CH ₃	H
CH ₂	4-SO ₂ CH ₃	methyl
O	4-SO ₂ CH ₃	methyl
CH ₂	3-SO ₂ CH ₃	H
O	3-SO ₂ CH ₃	H
CH ₂	3-SO ₂ CH ₃	methyl
O	3-SO ₂ CH ₃	methyl
CH ₂	3-phenoxy	H
O	3-phenoxy	H
CH ₂	3-phenoxy	methyl
O	3-phenoxy	methyl
CH ₂	4-phenoxy	H
O	4-phenoxy	H
CH ₂	4-phenoxy	methyl
O	4-phenoxy	methyl
CH ₂	2,4-F ₂	H
O	2,4-F ₂	H
CH ₂	2,4-F ₂	methyl
O	2,4-F ₂	methyl
CH ₂	3,4-F ₂	H
O	3,4-F ₂	H
CH ₂	3,4-F ₂	methyl
O	3,4-F ₂	methyl
CH ₂	3,5-F ₂	H
O	3,5-F ₂	H
CH ₂	3,5-F ₂	methyl
O	3,5-F ₂	methyl
CH ₂	2,3-F ₂	H
O	2,3-F ₂	H
CH ₂	2,3-F ₂	methyl
O	2,3-F ₂	methyl
CH ₂	2,6-F ₂	H
O	2,6-F ₂	H
CH ₂	2,6-F ₂	methyl
O	2,6-F ₂	methyl
CH ₂	2,5-F ₂	H

AMENDED SHEET

-250-

O	2,5-F ₂	H
CH ₂	2,5-F ₂	methyl
O	2,5-F ₂	methyl
CH ₂	2-F-3-Cl	H
O	2-F-3-Cl	H
CH ₂	2-F-3-Cl	methyl
O	2-F-3-Cl	methyl
CH ₂	3,4-Cl ₂	H
O	3,4-Cl ₂	H
CH ₂	3,4-Cl ₂	methyl
O	3,4-Cl ₂	methyl
CH ₂	3-phenyl	H
O	3-phenyl	H
CH ₂	3-phenyl	methyl
O	3-phenyl	methyl
CH ₂	4-phenyl	H
O	4-phenyl	H
CH ₂	4-phenyl	methyl
O	4-phenyl	methyl
CH ₂	3-(4-fluorophenyl)	H
O	3-(4-fluorophenyl)	H
CH ₂	3-(4-fluorophenyl)	methyl
O	3-(4-fluorophenyl)	methyl
CH ₂	4-(4-fluorophenyl)	H
O	4-(4-fluorophenyl)	H
CH ₂	4-(4-fluorophenyl)	methyl
O	4-(4-fluorophenyl)	methyl
CH ₂	3-(4-chlorophenyl)	H
O	3-(4-chlorophenyl)	H
CH ₂	3-(4-chlorophenyl)	methyl
O	3-(4-chlorophenyl)	methyl
CH ₂	4-(4-chlorophenyl)	H
O	4-(4-chlorophenyl)	H
CH ₂	4-(4-chlorophenyl)	methyl
O	4-(4-chlorophenyl)	methyl
CH ₂	3-(4-(CF ₃)phenyl)	H
O	3-(4-(CF ₃)phenyl)	H
CH ₂	3-(4-(CF ₃)phenyl)	methyl
O	3-(4-(CF ₃)phenyl)	methyl
CH ₂	4-(4-(CF ₃)phenyl)	H
O	4-(4-(CF ₃)phenyl)	H
CH ₂	4-(4-(CF ₃)phenyl)	methyl

AMENDED SHEET

-251-

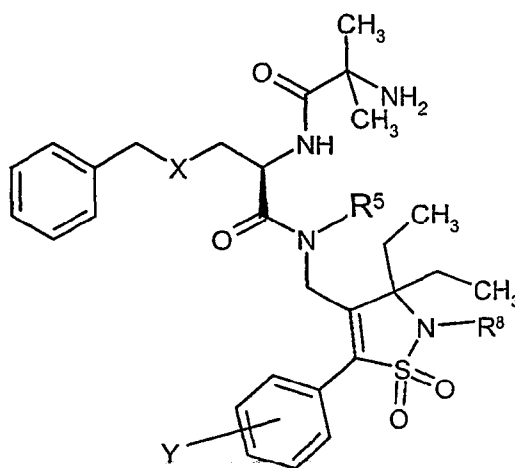
O	4-(4-(CF ₃)phenyl)	methyl
CH ₂	3-(2-thienyl)	H
O	3-(2-thienyl)	H
CH ₂	3-(2-thienyl)	methyl
O	3-(2-thienyl)	methyl
CH ₂	4-(2-thienyl)	H
O	4-(2-thienyl)	H
CH ₂	4-(2-thienyl)	methyl
O	4-(2-thienyl)	methyl
CH ₂	3-(3-thienyl)	H
O	3-(3-thienyl)	H
CH ₂	3-(3-thienyl)	methyl
O	3-(3-thienyl)	methyl
CH ₂	4-(3-thienyl)	H
O	4-(3-thienyl)	H
CH ₂	4-(3-thienyl)	methyl
O	4-(3-thienyl)	methyl
CH ₂	3-(5-chloro-2-thienyl)	H
O	3-(5-chloro-2-thienyl)	H
CH ₂	3-(5-chloro-2-thienyl)	methyl
O	3-(5-chloro-2-thienyl)	methyl
CH ₂	4-(5-chloro-2-thienyl)	H
O	4-(5-chloro-2-thienyl)	H
CH ₂	4-(5-chloro-2-thienyl)	methyl
O	4-(5-chloro-2-thienyl)	methyl
CH ₂	4-(pyridin-2-yl)	H
O	4-(pyridin-2-yl)	H
CH ₂	4-(pyridin-2-yl)	methyl
O	4-(pyridin-2-yl)	methyl
CH ₂	4-(pyridin-3-yl)	H
O	4-(pyridin-3-yl)	H
CH ₂	4-(pyridin-3-yl)	methyl
O	4-(pyridin-3-yl)	methyl
CH ₂	3-(pyridin-4-yl)	H
O	3-(pyridin-4-yl)	H
CH ₂	3-(pyridin-4-yl)	methyl
O	3-(pyridin-4-yl)	methyl
CH ₂	4-(pyridin-4-yl)	H
O	4-(pyridin-4-yl)	H
CH ₂	4-(pyridin-4-yl)	methyl
O	4-(pyridin-4-yl)	methyl
CH ₂	3-(thiazol-2-yl)	H

-252-

O	3-(thiazol-2-yl)	H
CH ₂	3-(thiazol-2-yl)	methyl
O	3-(thiazol-2-yl)	methyl
CH ₂	4-(thiazol-2-yl)	H
O	4-(thiazol-2-yl)	H
CH ₂	4-(thiazol-2-yl)	methyl
O	4-(thiazol-2-yl)	methyl
CH ₂	3-(oxazol-2-yl)	H
O	3-(oxazol-2-yl)	H
CH ₂	3-(oxazol-2-yl)	methyl
O	3-(oxazol-2-yl)	methyl
CH ₂	4-(oxazol-2-yl)	H
O	4-(oxazol-2-yl)	H
CH ₂	4-(oxazol-2-yl)	methyl
O	4-(oxazol-2-yl)	methyl
CH ₂	3-NO ₂	H
O	3-NO ₂	H
CH ₂	3-NO ₂	methyl
O	3-NO ₂	methyl
CH ₂	4-NO ₂	H
O	4-NO ₂	H
CH ₂	4-NO ₂	methyl
O	4-NO ₂	methyl
CH ₂	4-C ₂ H ₅	H
O	4-C ₂ H ₅	H
CH ₂	4-C ₂ H ₅	methyl
O	4-C ₂ H ₅	methyl
CH ₂	4-OC ₂ H ₅	H
O	4-OC ₂ H ₅	H
CH ₂	4-OC ₂ H ₅	methyl
O	4-OC ₂ H ₅	methyl
CH ₂	4-CONH ₂	H
O	4-CONH ₂	H
CH ₂	4-CONH ₂	methyl
O	4-CONH ₂	methyl

-253-

TABLE XV

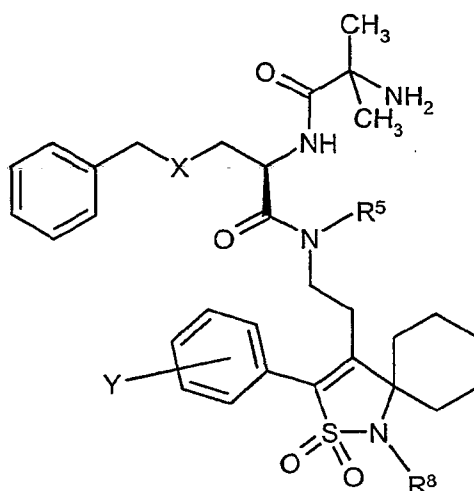


X	Y	R ⁵	R ⁸
CH ₂	4-Cl	ethyl	H
O	4-Cl	ethyl	H
CH ₂	4-Cl	ethyl	methyl
CH ₂	4-Cl	methyl	H
O	4-Cl	methyl	H
CH ₂	4-Cl	methyl	methyl
O	4-Cl	methyl	methyl
CH ₂	H	ethyl	H
O	H	ethyl	H
CH ₂	H	ethyl	methyl
O	H	ethyl	methyl
CH ₂	H	methyl	H
O	H	methyl	H
CH ₂	H	methyl	methyl
O	H	methyl	methyl
CH ₂	4-F	ethyl	H
O	4-F	ethyl	H
CH ₂	4-F	ethyl	methyl
O	4-F	ethyl	methyl
CH ₂	4-F	methyl	H
O	4-F	methyl	H
CH ₂	4-F	methyl	methyl
O	4-F	methyl	methyl
CH ₂	4-SO ₂ CH ₃	ethyl	H
O	4-SO ₂ CH ₃	ethyl	H

-254-

CH ₂	4-SO ₂ CH ₃	ethyl	methyl
O	4-SO ₂ CH ₃	ethyl	methyl
CH ₂	4-SO ₂ CH ₃	methyl	H
O	4-SO ₂ CH ₃	methyl	H
CH ₂	4-SO ₂ CH ₃	methyl	methyl
O	4-SO ₂ CH ₃	methyl	methyl

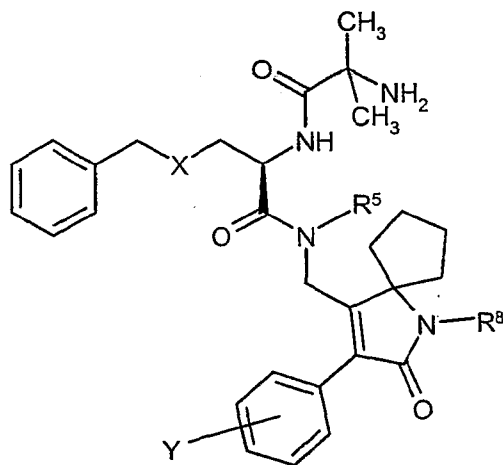
TABLE XVI



X	Y	R ⁵	R ⁸
CH ₂	4-Cl	ethyl	H
CH ₂	4-Cl	ethyl	methyl
O	4-Cl	ethyl	methyl
CH ₂	4-F	ethyl	H
O	4-F	ethyl	H
CH ₂	4-F	ethyl	methyl
O	4-F	ethyl	methyl
CH ₂	4-Cl	methyl	H
O	4-Cl	methyl	H
CH ₂	4-Cl	methyl	methyl
O	4-Cl	methyl	methyl
CH ₂	4-F	methyl	H
O	4-F	methyl	H
CH ₂	4-F	methyl	methyl
O	4-F	methyl	methyl
CH ₂	H	ethyl	H
O	H	ethyl	H

CH ₂	H	ethyl	methyl
O	H	ethyl	methyl
CH ₂	H	methyl	H
O	H	methyl	H
CH ₂	H	methyl	methyl
O	H	methyl	methyl

TABLE XVII



X	Y	R ⁵	R ⁸
O	H	ethyl	H
CH ₂	H	ethyl	H
O	H	ethyl	methyl
CH ₂	H	ethyl	methyl
O	H	methyl	H
CH ₂	H	methyl	H
O	H	methyl	methyl
CH ₂	H	methyl	methyl
O	3-Cl	ethyl	H
CH ₂	3-Cl	ethyl	H
O	3-Cl	ethyl	methyl
CH ₂	3-Cl	ethyl	methyl
O	3-Cl	methyl	H
CH ₂	3-Cl	methyl	H
O	3-Cl	methyl	methyl

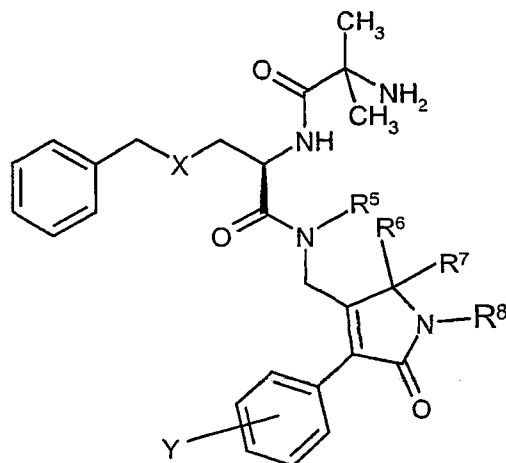
-256-

CH ₂	3-Cl	methyl	methyl
O	4-Cl	ethyl	H
CH ₂	4-Cl	ethyl	H
O	4-Cl	ethyl	methyl
CH ₂	4-Cl	ethyl	methyl
O	4-Cl	methyl	H
CH ₂	4-Cl	methyl	H
O	4-Cl	methyl	methyl
CH ₂	4-Cl	methyl	methyl
O	4-Br	ethyl	H
CH ₂	4-Br	ethyl	H
O	4-Br	ethyl	methyl
CH ₂	4-Br	ethyl	methyl
O	4-Br	methyl	H
CH ₂	4-Br	methyl	H
O	4-Br	methyl	methyl
CH ₂	4-Br	methyl	methyl
O	3-Br	ethyl	H
CH ₂	3-Br	ethyl	H
O	3-Br	ethyl	methyl
CH ₂	3-Br	ethyl	methyl
O	3-Br	methyl	H
CH ₂	3-Br	methyl	H
O	3-Br	methyl	methyl
CH ₂	3-Br	methyl	methyl
O	4-F	ethyl	H
CH ₂	4-F	ethyl	H
O	4-F	ethyl	methyl
CH ₂	4-F	ethyl	methyl
O	4-F	methyl	H
CH ₂	4-F	methyl	H
O	4-F	methyl	methyl
CH ₂	4-F	methyl	methyl
O	3-F	ethyl	H
CH ₂	3-F	ethyl	H
O	3-F	ethyl	methyl
CH ₂	3-F	ethyl	methyl
O	3-F	methyl	H
CH ₂	3-F	methyl	H
O	3-F	methyl	methyl
CH ₂	3-F	methyl	methyl
O	2-F	ethyl	H

-257-

CH ₂	2-F	ethyl	H
O	2-F	ethyl	methyl
CH ₂	2-F	ethyl	methyl
O	2-F	methyl	H
CH ₂	2-F	methyl	H
O	2-F	methyl	methyl
CH ₂	2-F	methyl	methyl
O	4-OCH ₃	ethyl	H
CH ₂	4-OCH ₃	ethyl	H
O	4-OCH ₃	ethyl	methyl
CH ₂	4-OCH ₃	ethyl	methyl
O	3-CF ₃	ethyl	H
CH ₂	3-CF ₃	ethyl	H
O	3-CF ₃	ethyl	methyl
CH ₂	3-CF ₃	ethyl	methyl
O	4-CF ₃	ethyl	H
CH ₂	4-CF ₃	ethyl	H
O	4-CF ₃	ethyl	methyl
CH ₂	4-CF ₃	ethyl	methyl
O	4-SO ₂ CH ₃	ethyl	H
CH ₂	4-SO ₂ CH ₃	ethyl	H
O	4-SO ₂ CH ₃	ethyl	methyl
CH ₂	4-SO ₂ CH ₃	ethyl	methyl
O	4-SO ₂ CH ₃	methyl	H
CH ₂	4-SO ₂ CH ₃	methyl	H
O	4-SO ₂ CH ₃	methyl	methyl
CH ₂	4-SO ₂ CH ₃	methyl	methyl

TABLE XVIII



X	Y	R ⁵	R ⁶ and R ⁷	R ⁸
O	H	ethyl	methyl	H
CH ₂	H	ethyl	methyl	H
O	H	ethyl	methyl	methyl
CH ₂	H	ethyl	methyl	methyl
O	H	methyl	methyl	H
CH ₂	H	methyl	methyl	H
O	H	methyl	methyl	methyl
CH ₂	H	methyl	methyl	methyl
O	3-Cl	ethyl	methyl	H
CH ₂	3-Cl	ethyl	methyl	H
O	3-Cl	ethyl	methyl	methyl
CH ₂	3-Cl	ethyl	methyl	methyl
CH ₂	4-Cl	ethyl	methyl	H
O	4-Cl	ethyl	methyl	methyl
CH ₂	4-Cl	ethyl	methyl	methyl
O	4-Cl	methyl	methyl	H
CH ₂	4-Cl	methyl	methyl	H
O	4-Cl	methyl	methyl	methyl
CH ₂	4-Cl	methyl	methyl	methyl
CH ₂	4-Br	ethyl	methyl	H
O	4-Br	ethyl	methyl	methyl
CH ₂	4-Br	ethyl	methyl	methyl
O	4-Br	methyl	methyl	H
CH ₂	4-Br	methyl	methyl	H

-259-

O	4-Br	methyl	methyl	methyl
CH ₂	4-Br	methyl	methyl	methyl
O	3-Br	ethyl	methyl	H
CH ₂	3-Br	ethyl	methyl	H
O	3-Br	ethyl	methyl	methyl
CH ₂	3-Br	ethyl	methyl	methyl
O	4-F	ethyl	methyl	H
CH ₂	4-F	ethyl	methyl	H
O	4-F	ethyl	methyl	methyl
CH ₂	4-F	ethyl	methyl	methyl
O	4-F	methyl	methyl	H
CH ₂	4-F	methyl	methyl	H
O	4-F	methyl	methyl	methyl
CH ₂	4-F	methyl	methyl	methyl
O	3-F	ethyl	methyl	H
CH ₂	3-F	ethyl	methyl	H
O	3-F	ethyl	methyl	methyl
CH ₂	3-F	ethyl	methyl	methyl
O	3-F	methyl	methyl	H
CH ₂	3-F	methyl	methyl	H
O	3-F	methyl	methyl	methyl
CH ₂	3-F	methyl	methyl	methyl
O	2-F	ethyl	methyl	H
CH ₂	2-F	ethyl	methyl	H
O	2-F	ethyl	methyl	methyl
CH ₂	2-F	ethyl	methyl	methyl
O	2-F	methyl	methyl	H
CH ₂	2-F	methyl	methyl	H
O	2-F	methyl	methyl	methyl
CH ₂	2-F	methyl	methyl	methyl
O	4-OCH ₃	ethyl	methyl	H
CH ₂	4-OCH ₃	ethyl	methyl	H
O	4-OCH ₃	ethyl	methyl	methyl
CH ₂	4-OCH ₃	ethyl	methyl	methyl
O	3-CF ₃	ethyl	methyl	H
CH ₂	3-CF ₃	ethyl	methyl	H
O	3-CF ₃	ethyl	methyl	methyl
CH ₂	3-CF ₃	ethyl	methyl	methyl
O	4-CF ₃	ethyl	methyl	H
CH ₂	4-CF ₃	ethyl	methyl	H
O	4-CF ₃	ethyl	methyl	methyl
CH ₂	4-CF ₃	ethyl	methyl	methyl

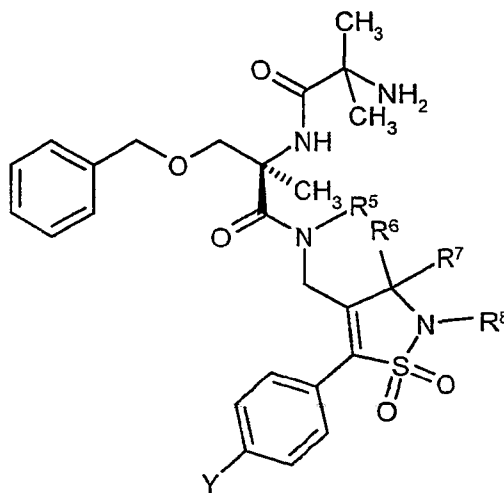
-260-

O	H	ethyl	ethyl	H
CH ₂	H	ethyl	ethyl	H
O	H	ethyl	ethyl	methyl
CH ₂	H	ethyl	ethyl	methyl
O	H	methyl	ethyl	H
CH ₂	H	methyl	ethyl	H
O	H	methyl	ethyl	methyl
CH ₂	H	methyl	ethyl	methyl
O	3-Cl	ethyl	ethyl	H
CH ₂	3-Cl	ethyl	ethyl	H
O	3-Cl	ethyl	ethyl	methyl
CH ₂	3-Cl	ethyl	ethyl	methyl
CH ₂	4-Cl	ethyl	ethyl	H
O	4-Cl	ethyl	ethyl	methyl
CH ₂	4-Cl	ethyl	ethyl	methyl
O	4-Cl	methyl	ethyl	H
CH ₂	4-Cl	methyl	ethyl	H
O	4-Cl	methyl	ethyl	methyl
CH ₂	4-Cl	methyl	ethyl	methyl
O	4-Br	ethyl	ethyl	H
CH ₂	4-Br	ethyl	ethyl	H
O	4-Br	ethyl	ethyl	methyl
CH ₂	4-Br	ethyl	ethyl	methyl
O	4-Br	methyl	ethyl	H
CH ₂	4-Br	methyl	ethyl	H
O	4-Br	methyl	ethyl	methyl
CH ₂	4-Br	methyl	ethyl	methyl
O	4-F	ethyl	ethyl	H
CH ₂	4-F	ethyl	ethyl	H
O	4-F	ethyl	ethyl	methyl
CH ₂	4-F	ethyl	ethyl	methyl
O	4-F	methyl	ethyl	H
CH ₂	4-F	methyl	ethyl	H
O	4-F	methyl	ethyl	methyl
CH ₂	4-F	methyl	ethyl	methyl
O	3-F	ethyl	ethyl	H
CH ₂	3-F	ethyl	ethyl	H
O	3-F	ethyl	ethyl	methyl
CH ₂	3-F	ethyl	ethyl	methyl
O	3-F	methyl	ethyl	H
CH ₂	3-F	methyl	ethyl	H
O	3-F	methyl	ethyl	methyl

-261-

CH ₂	3-F	methyl	ethyl	methyl
O	2-F	ethyl	ethyl	H
CH ₂	2-F	ethyl	ethyl	H
O	2-F	ethyl	ethyl	methyl
CH ₂	2-F	ethyl	ethyl	methyl
O	2-F	methyl	ethyl	H
CH ₂	2-F	methyl	ethyl	H
O	2-F	methyl	ethyl	methyl
CH ₂	2-F	methyl	ethyl	methyl
O	4-SO ₂ CH ₃	ethyl	ethyl	H
CH ₂	4-SO ₂ CH ₃	ethyl	ethyl	H
O	4-SO ₂ CH ₃	ethyl	ethyl	methyl
CH ₂	4-SO ₂ CH ₃	ethyl	ethyl	methyl
O	4-SO ₂ CH ₃	methyl	ethyl	H
CH ₂	4-SO ₂ CH ₃	methyl	ethyl	H
O	4-SO ₂ CH ₃	methyl	ethyl	methyl
CH ₂	4-SO ₂ CH ₃	methyl	ethyl	methyl
O	4-SO ₂ CH ₃	ethyl	methyl	H
CH ₂	4-SO ₂ CH ₃	ethyl	methyl	H
O	4-SO ₂ CH ₃	ethyl	methyl	methyl
CH ₂	4-SO ₂ CH ₃	ethyl	methyl	methyl
O	4-SO ₂ CH ₃	methyl	methyl	H
CH ₂	4-SO ₂ CH ₃	methyl	methyl	H
O	4-SO ₂ CH ₃	methyl	methyl	methyl
CH ₂	4-SO ₂ CH ₃	methyl	methyl	methyl

TABLE XIX



Y	R ⁵	R ⁶ , R ⁷	R ⁸
H	ethyl	tetramethylene	H
H	methyl	tetramethylene	H
H	ethyl	tetramethylene	methyl
H	methyl	tetramethylene	methyl
H	ethyl	pentamethylene	H
H	methyl	pentamethylene	H
H	ethyl	pentamethylene	methyl
H	methyl	pentamethylene	methyl
Cl	ethyl	tetramethylene	H
Cl	methyl	tetramethylene	H
Cl	ethyl	tetramethylene	methyl
Cl	methyl	tetramethylene	methyl
Cl	ethyl	pentamethylene	H
Cl	methyl	pentamethylene	H
Cl	ethyl	pentamethylene	methyl
Cl	methyl	pentamethylene	methyl
F	ethyl	tetramethylene	H
F	methyl	tetramethylene	H
F	ethyl	tetramethylene	methyl
F	methyl	tetramethylene	methyl
F	ethyl	pentamethylene	H
F	methyl	pentamethylene	H
F	ethyl	pentamethylene	methyl

-263-

F	methyl	pentamethylene	methyl
4-SO ₂ CH ₃	ethyl	tetramethylene	H
4-SO ₂ CH ₃	methyl	tetramethylene	H
4-SO ₂ CH ₃	ethyl	tetramethylene	methyl
4-SO ₂ CH ₃	methyl	tetramethylene	methyl
4-SO ₂ CH ₃	ethyl	pentamethylene	H
4-SO ₂ CH ₃	methyl	pentamethylene	H
4-SO ₂ CH ₃	ethyl	pentamethylene	methyl
4-SO ₂ CH ₃	methyl	pentamethylene	methyl

Pituitary Cell Culture Assay for Growth Hormone (GH)
Secretion

5 Fifteen 250 g male Sprague-Dawley rats are used for each assay. The animals are killed by decapitation and anterior pituitaries are removed and placed into ice cold culture medium. The pituitaries are sectioned in small pieces and enzymatically digested using trypsin (Difco) to

10 weaken connective tissue. Pituitary cells are dispersed by mechanical agitation, collected, pooled and then seeded into 96-well plates (50,000 cells/well). After 5 days of culture, the cells formed as monolayer (70 - 80 % confluent). Cells are then washed with medium (without

15 phenol red) and incubated for 90 min at 37°C. Afterwards the cells are challenged to secrete GH by the addition of GH secretagogues to the medium. After 45 min at room temperature, the medium is removed, filtered and stored frozen until radioimmunoassays for rat GH were performed.

20 Doses of secretagogue are added in triplicates. Compounds disclosed herein are active in the assay as described. The compounds cause a stimulation of GH secretion resulting in at least 20% increase of the basal level of GH with and EC₅₀ < 500 nM. Preferred compounds caused a 50% increase with an

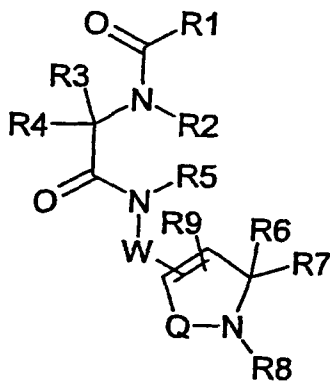
25 EC₅₀ < 50 nM, and more preferred compounds a 50% increase

-264-

with an EC50 < 10 nM. Both EC50 and efficacy values were calculated by the 4-parameter logistic equation. Such values were pooled and represented as mean +/- standard error, when appropriate.

CLAIMS

1. A compound of the Formula I



Formula I

wherein:

R1 is NHR10 or C₁-C₆alkylNHR10;

R10 selected from the group consisting of hydrogen,
 10 C₁-C₆alkyl, C₁-C₆alkyl(OH), C₁-C₆alkylidenyl(OH)R11, and
 an amino protecting group;

R11 is selected from the group consisting of C₁-
 C₆alkyl, C₂-C₆alkenyl, C₁-C₆alkyl(O)C₁-C₆alkyl, C(O)O-C₁-
 C₆alkyl, aryl, and C₁-C₆alkylaryl;

15 R2 is selected from hydrogen, C₁-C₆alkyl, aryl, and
 C₁-C₆alkylaryl;

R3 is selected from the group consisting of
 optionally substituted aryl, C₁-C₆alkylaryl, C₁-
 C₆alkyl(O)-C₁-C₆alkylaryl, C₃-C₈ cycloalkyl, (C₁-C₆ alkyl)
 20 C₃-C₈ cycloalkyl, indolyl, indolinyl, (C₁-C₆ alkyl)
 indolyl;

R4 is hydrogen, C₁-C₆alkyl, aryl, C₁-C₆alkylaryl, C₂-
 C₆alkenyl;

25

R5 is selected from hydrogen, C₁-C₆alkyl, aryl, and C₁-C₆alkylaryl;

W is -CH₂C₆H₄- or -(CH₂)_m, where m is a number selected from 1 to 4;

5 R6 and R7 are independently selected from the group consisting of hydrogen, C₁-C₆alkyl, C₂-C₆alkenyl, or R6 and R7 together with the carbon atom to which they are attached may form a carbocyclic ring of up to 8 atoms which is optionally partly unsaturated;

10 R8 is selected from the group consisting of hydrogen, C₁-C₆alkyl, aryl, and C₁-C₆alkylaryl;

R9 is selected from the group consisting of hydrogen, C₁-C₆alkyl, C₂-C₆alkenyl, C₂-C₆alkynyl, C₃-C₈cycloalkyl, C₃-C₈cycloalkenyl, cyano, optionally substituted aryl, optionally substituted -O-aryl, optionally substituted -N-aryl, optionally substituted -S-aryl, -aryl-aryl (K1) (K2), -O-aryl-aryl (K1) (K2), -N-aryl-aryl (K1) (K2), -S-aryl-aryl (K1) (K2), -O-C₁-C₆alkyl, and C₁-C₆alkylaryl, wherein
15
20 K1 is halo or -CF₃ and K2 is hydrogen, halo or -CF₃; and
Q is -S(O)₂- or -C(O)-;

or a pharmaceutically acceptable salt or solvate thereof.

25 2. A compound as claimed by Claim 1 wherein R3 is selected from the group consisting of aryl, C₁-C₆alkylaryl, C₁-C₆alkyl(O)-C₁-C₆alkylaryl, C₃-C₈cycloalkyl, (C₁-C₆ alkyl) C₃-C₈ cycloalkyl, indolyl, indolinyl, (C₁-C₆ alkyl) indolyl; and R9 is selected
30 from the group consisting of hydrogen, C₁-C₆alkyl, C₂-C₆alkenyl, C₂-C₆alkynyl, C₃-C₈ cycloalkyl, C₃-C₈cycloalkenyl, optionally substituted aryl, optionally

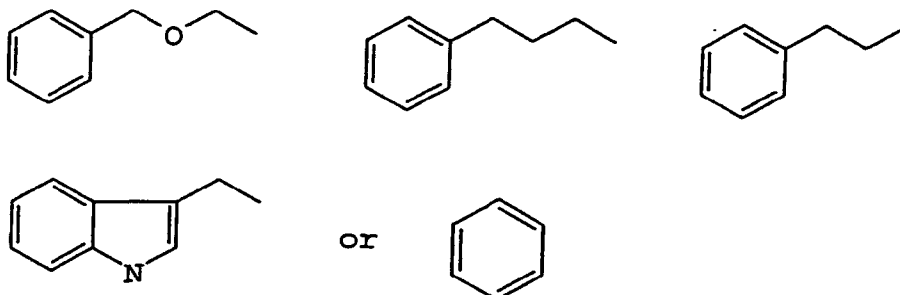
substituted -O-aryl, optionally substituted -N-aryl, optionally substituted -S-aryl, -O-C₁-C₆alkyl, and C₁-C₆alkylaryl; or a pharmaceutically acceptable salt or solvate thereof.

5

3. A compound as claimed by Claims 1 or 2 wherein Q is SO₂.

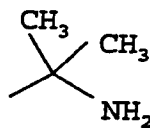
4. A compound as claimed by Claims 1 or 2 wherein
10 Q is -C(O)-.

5. A compound as claimed by any one of Claims 1 through 4 wherein R₃ is



15

6. A compound as claimed by any one of Claims 1 through 5 wherein R₁ is



20

7. A compound as claimed by any one of Claims 1 through 6 wherein R₆ and R₇ form a carbocyclic ring.

8. A compound as claimed by any one of Claims 1 through 6 wherein R₆ and R₇ are each C₁-C₃ alkyl.

25

9. A compound as claimed by any one of Claims 1 through 6 wherein R6 and R7 are each independently selected from the group consisting of hydrogen, C₁-C₆ alkyl, and C₂-C₆ alkenyl.

5

10. A compound as claimed by any one of Claims 1 through 9 wherein W is (CH₂)_m and R2 is hydrogen.

11. A compound as claimed by any one of Claims 1 through 10 wherein R4 is hydrogen.

12. A compound as claimed by any one of Claims 1 through 11 wherein R5 is hydrogen, methyl or ethyl.

13. A compound as claimed by any one of Claims 1 through 12 wherein R9 is selected from the group consisting of optionally substituted thienyl, naphthyl, O-phenyl and phenyl; wherein the substituents are each independently selected from the group consisting of C₁-C₆ alkyl, -C₁-C₆ alkoxy, halo(C₁-C₆ alkyl), halo(C₁-C₆ alkoxy), O-aryl, CONH₂, CONH(C₁-C₆ alkyl), NHCO(C₁-C₆ alkyl), SO₂NH₂, SO₂NH(C₁-C₆ alkyl), NHSO₂(C₁-C₆ alkyl), COOH, COO(C₁-C₆ alkyl), hydroxy, nitro, halo, SO₂(C₁-C₆ alkyl), and cyano.

25

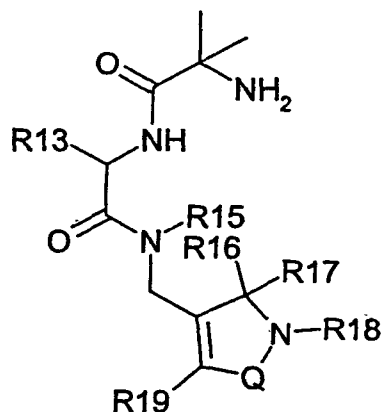
14. A compound as claimed by any one of Claims 1 through 13 wherein R8 is hydrogen, methyl or ethyl.

15. A compound as claimed by any one of Claims 1 through 14 wherein W is (CH₂)_m and m is 1 or 2.

30

16. A compound as claimed by any one of Claims 1 through 15 wherein R9 is a carbocyclic aryl.

17. A compound of Claim 1 of the formula



5

Formula III

or a pharmaceutically acceptable salt or solvate thereof, wherein:

10 R13 is 3-phenylpropyl, phenylmethoxymethyl, 3-indolylmethyl, or cyclohexylmethyl;

R15 is hydrogen, methyl, ethyl, or n-propyl;

R16 and R17 both are methyl or ethyl, or together with the carbon atom to which they are attached form a cyclopentane or cyclohexane ring;

15 R18 is selected from hydrogen, methyl or ethyl;

R19 is thienyl, naphthyl, thiazolyl, oxazolyl, pyridinyl, O-phenyl, or phenyl, which is optionally substituted with one or more substituents independently selected from the group consisting of C₁-C₆ alkyl, C₁-C₆ alkoxy, CONH₂, CONH(C₁-C₆ alkyl), NHCO(C₁-C₆ alkyl), SO₂NH₂, SO₂NH(C₁-C₆ alkyl), NHSO₂(C₁-C₆ alkyl), COOH, COO(C₁-C₆ alkyl), hydroxy, nitro, halo, SO₂(C₁₋₆ alkyl), and cyano; and

Q is -S(O)₂- or -C(O)-.

25

18. A compound of Claim 17 wherein Q is $-S(O)_2-$.

19. A compound of Claim 17 wherein Q is $-C(O)-$.

5 20. A compound as claimed by any one of Claims 17 through 19 wherein R16 and R17 together with the carbon atom to which they are attached form a cyclopentane or cyclohexane ring.

10 21. A compound as claimed by any one of Claims 17 through 19 wherein R16 and R17 both are methyl or ethyl.

22. A compound of Claim 1 selected from the group consisting of 2-(R)-2-(2-Amino-2-methylpropionylamino)-
15 3-phenylmethoxy propionic acid N-(3-(4-chlorophenyl)-2,2-dioxo-1-methyl-2-thia-1-azaspiro[4.5]dec-3-ene-4-ylmethyl)-N-ethylamide, 2-(R)-2-(2-Amino-2-methylpropionylamino)-3-phenylmethoxy-propionic acid N-(3-(4-chlorophenyl)-2,2-dioxo-2-thia-1-azaspiro[4.5]dec-
20 3-ene-4-ylmethyl)-N-ethylamide, 2-(R)-2-(2-Amino-2-methylpropionylamino)-3-phenylmethoxy-propionic acid N-(3-(4-chlorophenyl)-2,2-dioxo-2-thia-1-azaspiro[4.5]dec-3-ene-4-ylmethyl)-N-methylamide, 2-(R)-2-(2-Amino-2-methylpropionylamino)-3-(3-indolyl) propionic acid N-(3-
25 (4-chlorophenyl)-2,2-dioxo-2-thia-1-azaspiro[4.5]dec-3-ene-4-ylmethyl)-N-ethylamide, 2-(R)-2-(2-Amino-2-methylpropionylamino)-5-phenyl-pentanoic acid N-(3-(4-chlorophenyl)-2,2-dioxo-2-thia-1-azaspiro[4.5]dec-3-ene-4-ylmethyl)-N-ethylamide, 2-(R)-2-(2-Amino-2-
30 methylpropionylamino)-3-phenylmethoxy-propionic acid N-(3-(4-tert-butylphenyl)-2,2-dioxo-2-thia-1-azaspiro[4.5]dec-3-ene-4-ylmethyl)-N-ethylamide, 2-(R)-2-(2-Amino-2-methylpropionylamino)-3-phenylmethoxy-propionic acid N-(3-(4-chloro-phenyl)-2,2-dioxo-2-thia-

1-azaspiro[4.5]dec-3-ene-4-ylmethyl)-N-propylamide, 2-(R)-2-(2-Amino-2-methylpropionylamino)-5-phenyl-pentanoic acid N-(3-(4-chlorophenyl)-2,2-dioxo-2-thia-1-azaspiro[4.5]dec-3-ene-4-ylmethyl)-N-methylamide, 2-(R)-

5 2-(2-Amino-2-methylpropionylamino)-3-phenylmethoxy-propionic acid N-ethyl-N-(1-methyl-2,2-dioxo-3-phenyl-2-thia-1-azaspiro[4.5]dec-3-ene-4-ylmethyl)amide, 2-(R)-2-(2-Amino-2-methylpropionylamino)-3-phenylmethoxy-propionic acid N-(3-(3-chlorophenyl)-1-methyl-2,2-dioxo-

10 2-thia-1-azaspiro[4.5]dec-3-ene-4-ylmethyl)-N-ethylamide, 2-(R)-2-(2-Amino-2-methylpropionylamino)-3-phenylmethoxy-propionic acid N-(3-(2-chlorophenyl)-1-methyl-2,2-dioxo-2-thia-1-azaspiro[4.5]dec-3-ene-4-ylmethyl)-N-ethylamide, 2-(R)-2-(2-Amino-2-

15 methylpropionylamino)-3-phenyl-methoxypropionic acid N-ethyl-N-1-methyl-2,2-dioxo-3-(4-trifluoromethylphenyl)-2-thia-1-azaspiro[4.5]dec-3-ene-4-ylmethyl)amide, 2-(R)-2-(2-Amino-2-methylpropionylamino)-3-phenylmethoxy-propionic acid N-ethyl-N-(1-methyl-3-(4-nitrophenyl)-

20 2,2-dioxo-2-thia-1-azaspiro[4.5]dec-3-ene-4-ylmethyl)amide, 2-(R)-2-(2-Amino-2-methylpropionylamino)-3-phenylmethoxy-propionic acid N-(3-(4-bromophenyl)-2,2-dioxo-2-thia-1-azaspiro[4.5]dec-3-ene-4-ylmethyl)-N-ethylamide, 2-(R)-2-(2-Amino-2-

25 methylpropionylamino)-3-phenylmethoxy-propionic acid N-ethyl-N-(2,2-dioxo-3-(4-methylphenyl)-2-thia-1-azaspiro[4.5]dec-3-ene-4-ylmethyl)amide, 2-(R)-2-(2-Amino-2-methylpropionylamino)-3-phenylmethoxy-propionic acid N-ethyl-N-(1-ethyl-2,2-dioxo-3-phenyl-2-thia-1-

30 azaspiro[4.5]dec-3-ene-4-ylmethyl)amide, 2-(R)-2-(2-Amino-2-methylpropionylamino)-3-phenylmethoxy-propionic acid N-ethyl-N-(2,2-dioxo-3-(3-phenoxyphenyl)-2-thia-1-azaspiro[4.5]dec-3-ene-4-ylmethyl)-N-ethylamide, 2-(R)-2-(2-Amino-2-methylpropionylamino)-3-phenylmethoxy-

- propionic acid N-(3-(3-bromophenyl)-2,2-dioxo-2-thia-1-azaspiro[4.5]dec-3-ene-4-ylmethyl)-N-ethylamide, 2-(R)-2-(2-Amino-2-methylpropionylamino)-5-phenyl-pentanoic acid N-ethyl-N-(2,2-dioxo-3-phenyl-2-thia-1-
- 5 azaspiro[4.5]dec-3-ene-4-ylmethyl) amide, 2-(R)-2-(2-Amino-2-methylpropionylamino)-3-phenylmethoxy-propionic acid N-ethyl-N-(3-(4-fluorophenyl)-2,2-dioxo-2-thia-1-azaspiro[4.5]dec-3-ene-4-ylmethyl) amide, 2-(R)-2-(2-Amino-2-methylpropionylamino)-5-phenyl-pentanoic acid N-
- 10 ethyl-N-(3-(4-fluorophenyl)-2,2-dioxo-2-thia-1-azaspiro[4.5]dec-3-ene-4-ylmethyl) amide, 2-(R)-2-(2-Amino-2-methylpropionylamino)-3-phenylmethoxy-propionic acid N-(3-(2-bromophenyl)-2,2-dioxo-2-thia-1-azaspiro[4.5]dec-3-ene-4-ylmethyl)-N-ethylamide, 2-(R)-
- 15 2-(2-Amino-2-methylpropionylamino)-5-phenyl-pentanoic acid N-(3-(2-bromophenyl)-2,2-dioxo-2-thia-1-azaspiro[4.5]dec-3-ene-4-ylmethyl)-N-ethylamide, 2-(R)-2-(2-Amino-2-methylpropionylamino)-5-phenyl-pentanoic acid N-(3-(2-bromophenyl)-2,2-dioxo-2-thia-1-azaspiro[4.5]dec-3-ene-4-ylmethyl)-N-ethylamide, 2-
- 20 Amino-N-{2-benzyloxy-1-[(3,3-dimethyl-1,1-dioxo-5-phenyl-2,3-dihydro-1H-1 γ ⁶-isothiazol-4-yl-methyl)-ethyl-carbamoyl]-ethyl}-2-methyl-propionamide, 2-(2-Amino-2-methyl-propionylamino)-5-phenyl-pentanoic acid (3,3-
- 25 dimethyl-1,1-dioxo-5-phenyl-2,3-dihydro-1H-1 γ ⁶-isothiazol-4-ylmethyl)-ethyl-amide, 2-Amino-N-{2-benzyloxy-1-[2,2-dioxo-3-phenyl-2 λ ⁶-thia-1-azaspiro[4.4]non-3-en-4-ylmethyl)-ethyl-carbamoyl]-ethyl}-2-methyl-propionamide, 2-(2-Amino-2-methyl-
- 30 propionylamino)-5-phenyl-pentanoic acid [5-(4-chlorophenyl)-3,3-dimethyl-1,1-dioxo-2,3-dihydro-1H-1 γ ⁶-isothiazol-4-ylmethyl]-ethylamide, 2-(2-Amino-2-methyl-propionylamino)-5-phenyl-pentanoic acid (2,2-dioxo-3-

phenyl-2 λ^6 -thia-1-aza-spiro[4.4]non-3-en-4-ylmethyl)-ethylamide, 2-Amino-N-(2-benzyloxy-1-{[3-(4-chlorophenyl)-2,2-dioxo-2 λ^6 -thia-1-aza-spiro[4.4]non-3-en-4-ylmethyl]-ethyl-carbamoyl}-ethyl)-2-methyl-propionamide, 5 2-(R)-2-(2-Amino-2-methylpropionylamino)-3-phenylmethoxypropionic acid N-ethyl-N-(2,2-dioxo-3-phenyl-2-thia-1-azaspiro[4.5]dec-3-ene-4-ylmethyl)amide and 2-(R)-2-(2-Amino-2-methylpropionylamino)-3-phenylmethoxypropionic acid N-(5-(4-chlorophenyl)-3,3-10 dimethyl-1,1-dioxo-2,3-dihydroisothiazol-4-ylmethyl)-N-ethylamide; or a pharmaceutically acceptable salt thereof.

23. A compound of Claim 1 wherein said compound is 15 2-(R)-2-(2-amino-2-methylpropionylamino)-3-phenylmethoxy-propionic acid N-ethyl-N-(1-methyl-2,2-dioxo-3-phenyl-2-thia-1-azaspiro[4.5]dec-3-ene-4-ylmethyl)amide; or a pharmaceutically acceptable salt thereof.

20

24. A compound of Claim 1 wherein said compound is 2-(R)-2-(2-Amino-2-methylpropionylamino)-3-phenylmethoxypropionic acid N-(5-(4-chlorophenyl)-3,3-25 dimethyl-1,1-dioxo-2,3-dihydroisothiazol-4-ylmethyl)-N-ethylamide; or a pharmaceutically acceptable salt thereof.

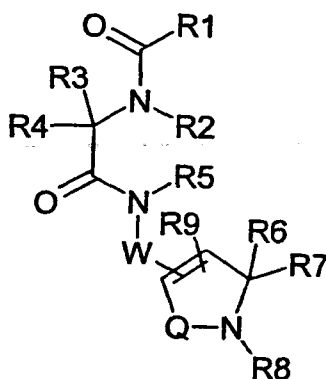
25. A compound of Claim 23 or 24 wherein said pharmaceutically acceptable salt is the hydrochloride 30 salt.

26. A pharmaceutical formulation comprising one or more compounds according to any one of the preceding Claims 1 through 25 together with one or more

pharmaceutically acceptable diluents or carriers therefor.

27. A pharmaceutical formulation of Claim 26 wherein the formulation comprises a compound according to any one of the preceding Claims 1 through 25 and one or more growth hormone secretagogue compounds and/or a bone-antiresorptive agent.

28. A process for preparing a compound of Formula I



Formula I

wherein:

- 15 R1 is NHR10 or C₁-C₆alkylNHR10;
 R10 selected from the group consisting of hydrogen, C₁-C₆alkyl, C₁-C₆alkyl(OH), C₁-C₆alkylidenyloxy, and an amino protecting group;
 R11 is selected from the group consisting of C₁-C₆alkyl, C₂-C₆alkenyl, C₁-C₆alkyl(O)C₁-C₆alkyl, C(O)O-C₁-C₆alkyl, aryl, and C₁-C₆alkylaryl;
 20 R2 is selected from hydrogen, C₁-C₆alkyl, aryl, and C₁-C₆alkylaryl;
 R3 is selected from the group consisting of
 25 optionally substituted aryl, C₁-C₆alkylaryl, C₁-C₆alkyl(O)-C₁-C₆alkylaryl, C₃-C₈ cycloalkyl, (C₁-C₆ alkyl)

C₃-C₈ cycloalkyl, indolyl, indolinyl, (C₁-C₆ alkyl) indolyl;

R₄ is hydrogen, C₁-C₆alkyl, aryl, C₁-C₆alkylaryl, C₂-C₆alkenyl;

5 R₅ is selected from hydrogen, C₁-C₆alkyl, aryl, and C₁-C₆alkylaryl;

W is -CH₂C₆H₄- or -(CH₂)_m, where m is a number selected from 1 to 4;

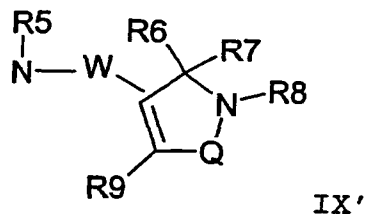
10 R₆ and R₇ are independently selected from the group consisting of hydrogen, C₁-C₆alkyl, C₂-C₆alkenyl, or R₆ and R₇ together with the carbon atom to which they are attached may form a carbocyclic ring of up to 8 atoms which is optionally partly unsaturated;

15 R₈ is selected from the group consisting of hydrogen, C₁-C₆alkyl, aryl, and C₁-C₆alkylaryl;

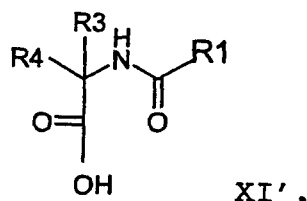
20 R₉ is selected from the group consisting of hydrogen, C₁-C₆alkyl, C₂-C₆alkenyl, C₂-C₆alkynyl, C₃-C₈cycloalkyl, C₃-C₈cycloalkenyl, optionally substituted aryl, optionally substituted -O-aryl, optionally substituted -N-aryl, optionally substituted -S-aryl, -aryl-aryl(K1)(K2), -O-aryl-aryl(K1)(K2), -N-aryl-aryl(K1)(K2), -S-aryl-aryl(K1)(K2), -O-C₁-C₆alkyl, and C₁-C₆alkylaryl, wherein K1 is halo or -CF₃ and K2 is hydrogen, halo or -CF₃; and

25 Q is -S(O)₂- or -C(O)-;

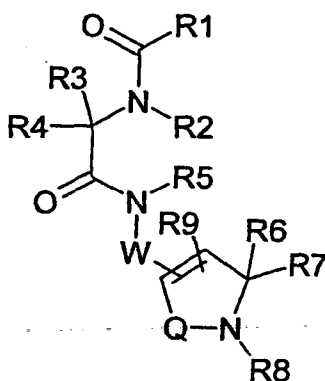
comprising coupling a compound of Formula IX'



with a compound of Formula XI'



29. A process for preparing a compound of Formula I



Formula I

wherein:

R1 is NHR10 or C₁-C₆alkylNHR10;

10 R10 selected from the group consisting of hydrogen, C₁-C₆alkyl, C₁-C₆alkyl(OH), C₁-C₆alkylidanyl(OH)R11, and an amino protecting group;

R11 is selected from the group consisting of C₁-C₆alkyl, C₂-C₆alkenyl, C₁-C₆alkyl(O)C₁-C₆alkyl, C(O)O-C₁-C₆alkyl, aryl, and C₁-C₆alkylaryl;

15 R2 is selected from hydrogen, C₁-C₆alkyl, aryl, and C₁-C₆alkylaryl;

R3 is selected from the group consisting of optionally substituted aryl, C₁-C₆alkylaryl, C₁-C₆alkyl(O)-C₁-C₆alkylaryl, C₃-C₈ cycloalkyl, (C₁-C₆ alkyl) C₃-C₈ cycloalkyl, indolyl, indolinyl, (C₁-C₆ alkyl) indolyl;

R4 is hydrogen, C₁-C₆alkyl, aryl, C₁-C₆alkylaryl, C₂-C₆ alkenyl;

R5 is selected from hydrogen, C₁-C₆alkyl, aryl, and C₁-C₆alkylaryl;

W is -CH₂C₆H₄- or -(CH₂)_m, where m is a number selected from 1 to 4;

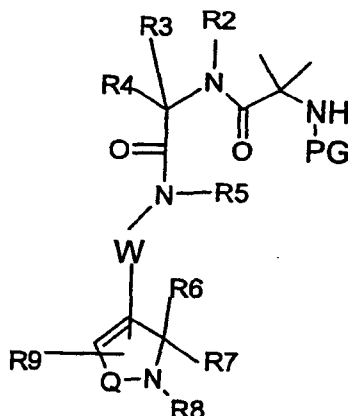
5 R6 and R7 are independently selected from the group consisting of hydrogen, C₁-C₆alkyl, C₂-C₆alkenyl, or R6 and R7 together with the carbon atom to which they are attached may form a carbocyclic ring of up to 8 atoms which is optionally partly unsaturated;

10 R8 is selected from the group consisting of hydrogen, C₁-C₆alkyl, aryl, and C₁-C₆alkylaryl;

R9 is selected from the group consisting of hydrogen, C₁-C₆alkyl, C₂-C₆alkenyl, C₂-C₆alkynyl, C₃-C₈cycloalkyl, C₃-C₈cycloalkenyl, optionally substituted aryl, optionally substituted -O-aryl, optionally substituted -N-aryl, optionally substituted -S-aryl, -aryl-aryl (K1) (K2), -O-aryl-aryl (K1) (K2), -N-aryl-aryl (K1) (K2), -S-aryl-aryl (K1) (K2), -O-C₁-C₆alkyl, and C₁-C₆alkylaryl, wherein K1 is halo or -CF₃ and K2 is hydrogen, halo or -CF₃; and

20 Q is -S(O)₂- or -C(O)-;

comprising deprotecting a group of the formula Ia'



25

Ia'; wherein PG is an amino-protecting group.

30. A compound according to any one of the preceding Claims 1 through 25 for use in a method of treating the human or animal body by therapy.

5 31. Use of a compound according to any one of preceding Claims 1 through 25 in the manufacture of a medicament for treating a physiological condition which may be modulated by an increase in endogenous growth hormone.

10 32. A substance or composition for use in a method for the treatment of a physiological condition which may be modulated by an increase in endogenous growth hormone, said substance or composition comprising a compound of Claim 1, and said method comprising administering to an animal in
15 need of said treatment an effective amount of said substance or composition.

20 33. Use of a compound according to any one of the preceding Claims 1 through 25 in the manufacture of a medicament for treating the human or animal body.

34. A compound of Claim 1, as described herein by any one of the Examples.

35. A formulation according to Claim 26, substantially as herein described and illustrated.

25 36. A process according to Claim 28, or Claim 29, substantially as herein described and illustrated.

-279-

37. Use according to Claim 31 or Claim 33,
substantially as herein described and illustrated.

38. A substance or composition for use in a
method of treatment according to Claim 30 or Claim
5 32, substantially as herein described and
illustrated.

39. A new compound, a new formulation, a new
process for preparing a compound, a new use of a
compound as claimed in Claim 1, or a substance or
10 composition for a new use in a method of treatment,
substantially as herein described.