



US00D439864S

(12) **United States Design Patent**
Cohen

(10) **Patent No.:** **US D439,864 S**

(45) **Date of Patent:** **** Apr. 3, 2001**

(54) **DIAMOND**

(76) Inventor: **Shlomo Cohen**, 32 Ben Yehuda Street,
Netanya (IL)

(**) Term: **14 Years**

(21) Appl. No.: **29/120,619**

(22) Filed: **Mar. 23, 2000**

(30) **Foreign Application Priority Data**

Nov. 22, 1999 (IL) 32536

(51) **LOC (7) Cl.** **11-01**

(52) **U.S. Cl.** **D11/90**

(58) **Field of Search** D11/1, 2, 26, 35,
D11/36, 89, 90; 63/1.11, 15, 26, 32

(56) **References Cited**

U.S. PATENT DOCUMENTS

D. 143,471	*	1/1946	Fine	D11/90
D. 311,881	*	11/1990	Cohen et al.	D11/90
D. 316,984	*	5/1991	Coh	D11/90
D. 337,544	*	7/1993	Cohn	D11/90

D. 382,506	*	8/1997	Cohen	D11/90
D. 400,818	*	11/1998	Rams	D11/90
D. 410,590	*	6/1999	Cohen	D11/90
D. 412,136	*	7/1999	Namdar et al.	D11/90
2,346,031	*	11/1944	Suderov	63/32
3,788,097	*	1/1974	Elbe	63/32

* cited by examiner

Primary Examiner—Ralf Seifert

(74) *Attorney, Agent, or Firm*—Darby & Darby

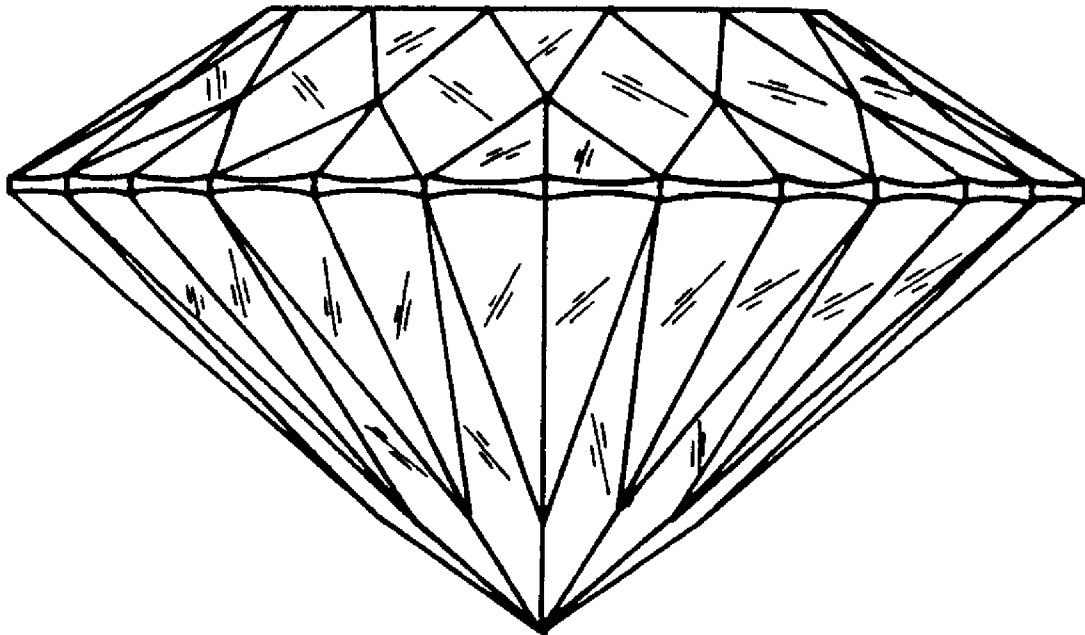
(57) **CLAIM**

The ornamental design for a diamond, as shown and described.

DESCRIPTION

FIG. 1 is a perspective view of a diamond showing my new design;
FIG. 2 is a front view of the diamond of FIG. 1, the left side, right side and rear views being a mirror image thereof;
FIG. 3 is a top view of the diamond of FIG. 1; and,
FIG. 4 is a bottom view of the diamond of FIG. 1.

1 Claim, 1 Drawing Sheet



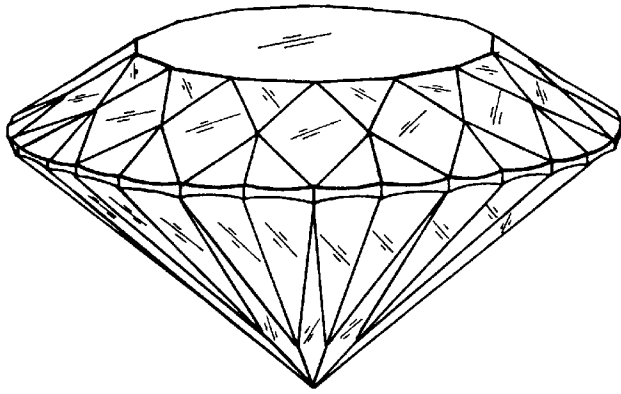


FIG. 1

FIG. 2

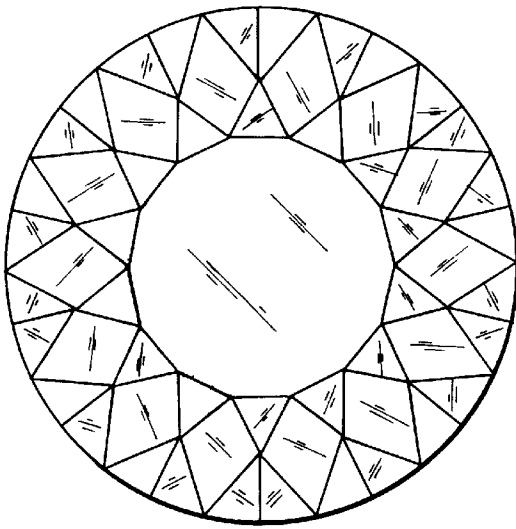
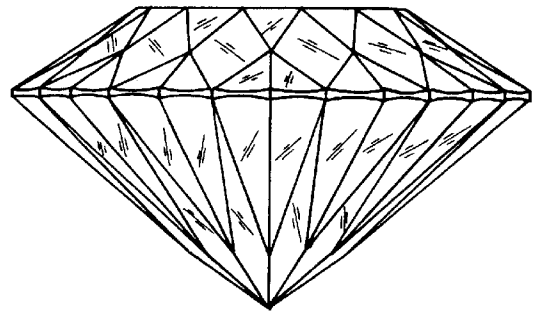


FIG. 3

FIG. 4

