

(19) World Intellectual Property Organization
International Bureau



(43) International Publication Date
30 April 2009 (30.04.2009)

PCT

(10) International Publication Number
WO 2009/054935 A1

(51) International Patent Classification:

A61K 31/282 (2006.01) A61K 31/555 (2006.01)
A61K 31/4178 (2006.01) A61P 35/00 (2006.01)
A61K 31/4375 (2006.01)

(21) International Application Number:

PCT/US2008/011960

(22) International Filing Date: 21 October 2008 (21.10.2008)

(25) Filing Language:

English

(26) Publication Language:

English

(30) Priority Data:

60/981,766 22 October 2007 (22.10.2007) US

(71) Applicant (for all designated States except US): **SUNESIS PHARMACEUTICALS, INC.** [US/US]; 395 Oyster Point Blvd., South San Francisco, CA 94080 (US).

(72) Inventor; and

(75) Inventor/Applicant (for US only): **SILVERMAN, Jeffrey, A.** [US/US]; 1416 Columbus Avenue, Burlingame, CA 94010 (US).

(74) Agents: **INSOGNA, Anthony, M.** et al.; Jones Day, 222 East 41 St Street, New York, NY 10017-6702 (US).

(81) Designated States (unless otherwise indicated, for every kind of national protection available): AE, AG, AL, AM, AO, AT, AU, AZ, BA, BB, BG, BH, BR, BW, BY, BZ, CA, CH, CN, CO, CR, CU, CZ, DE, DK, DM, DO, DZ, EC, EE, EG, ES, FI, GB, GD, GE, GH, GM, GT, HN, HR, HU, ID, IL, IN, IS, JP, KE, KG, KM, KN, KP, KR, KZ, LA, LC, LK, LR, LS, LT, LU, LY, MA, MD, ME, MG, MK, MN, MW, MX, MY, MZ, NA, NG, NI, NO, NZ, OM, PG, PH, PL, PT, RO, RS, RU, SC, SD, SE, SG, SK, SL, SM, ST, SV, SY, TJ, TM, TN, TR, TT, TZ, UA, UG, US, UZ, VC, VN, ZA, ZM, ZW.

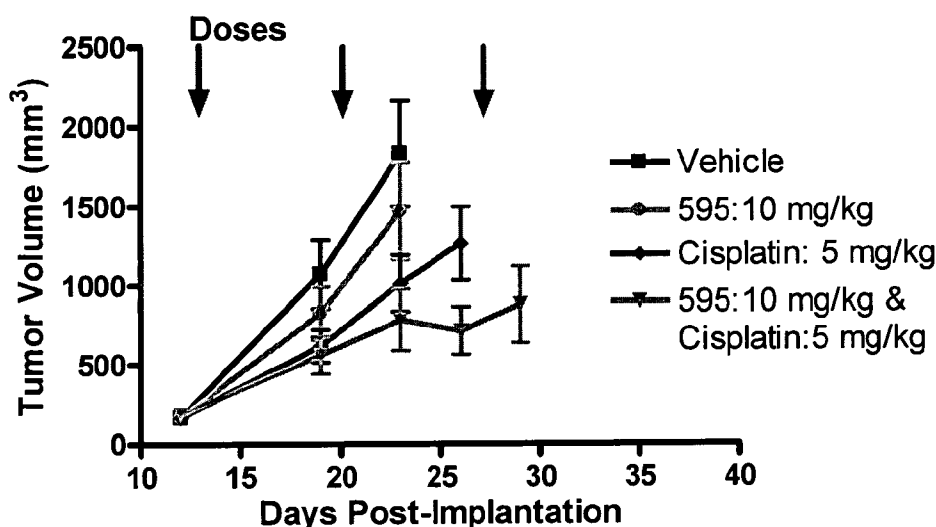
(84) Designated States (unless otherwise indicated, for every kind of regional protection available): ARIPO (BW, GH, GM, KE, LS, MW, MZ, NA, SD, SL, SZ, TZ, UG, ZM, ZW), Eurasian (AM, AZ, BY, KG, KZ, MD, RU, TJ, TM), European (AT, BE, BG, CH, CY, CZ, DE, DK, EE, ES, FI, FR, GB, GR, HR, HU, IE, IS, IT, LT, LU, LV, MC, MT, NL, NO, PL, PT, RO, SE, SI, SK, TR), OAPI (BF, BJ, CF, CG, CI, CM, GA, GN, GQ, GW, ML, MR, NE, SN, TD, TG).

Published:

— with international search report

(54) Title: METHODS OF USING (+)-1,4-DIHYDRO-7-[(3S,4S)-3-METHOXY-4-(METHYLAMINO)-1-PYRROLIDINYL]-4-OXO-1-(2-THIAZOLYL)-1,8-NAPHTHYRIDINE-3-CARBOXYLIC ACID IN COMBINATION THERAPY

FIGURE 1



(57) Abstract: Methods of treating, preventing or managing cancers are disclosed. The methods encompass the administration of SNS-595 in combination with a second active agent. In certain embodiments, the method of treatment comprise administering SNS-595 in combination with cisplatin, carboplatin, gemcitabine or a combination thereof.

WO 2009/054935 A1

METHODS OF USING (+)-1,4-DIHYDRO-7-[(3S,4S)-3-METHOXY-4-(METHYLAMINO)-1-PYRROLIDINYL]-4-OXO-1-(2-THIAZOLYL)-1,8-NAPHTHYRIDINE-3-CARBOXYLIC ACID IN COMBINATION THERAPY

[0001] This application claims the benefit of priority of U.S. provisional application no. 60/981,766, filed October 22, 2007, the contents of which are hereby incorporated by reference in their entirety.

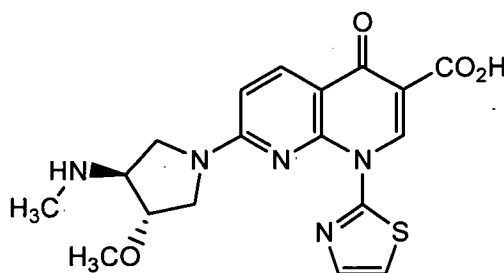
1. FIELD

[0002] Provided herein are specific dosing regimens for treating, preventing or managing cancers with certain amounts of enantiomerically pure (+)-1,4-dihydro-7-[(3S,4S)-3-methoxy-4-(methylamino)-1-pyrrolidinyl]-4-oxo-1-(2-thiazolyl)-1,8-naphthyridine-3-carboxylic acid in combination with certain amounts of a second anti-cancer agent or a combination of second agents. In certain embodiments, the methods encompass treating, preventing or managing solid tumors. It should be noted that the combinations or cocktails encompass simultaneous as well as sequential administration.

[0003] In one embodiment, the combination therapy comprises administering a certain amount of (+)-1,4-dihydro-7-[(3S,4S)-3-methoxy-4-(methylamino)-1-pyrrolidinyl]-4-oxo-1-(2-thiazolyl)-1,8-naphthyridine-3-carboxylic acid, or a pharmaceutically acceptable salt, solvate or hydrate thereof and a certain amount of one or more second agent selected from carboplatin, cisplatin, and gemcitabine administered in particular cycles for specific cancers.

2. BACKGROUND

[0004] SNS-595 is chemically named (+)-1,4-dihydro-7-[(3S,4S)-3-methoxy-4-(methylamino)-1-pyrrolidinyl]-4-oxo-1-(2-thiazolyl)-1,8-naphthyridine-3-carboxylic acid, and has the following structure:



[0005] SNS-595 is known for its anti-tumor activity. Treatment of the following cancers with SNS-595 has been proposed in the literature: bladder cancer, breast cancer, cervical cancer, colon cancer, esophageal cancer, head and neck cancer, liver cancer, lung

cancer, melanoma, myeloma, neuroblastoma (*i.e.*, CNS cancer), ovarian cancer, pancreatic cancer, prostate cancer, renal cancer, sarcoma, skin cancer, stomach cancer, testicular cancer, thyroid cancer, hematological cancer and uterine cancer. Various dosing regimens have been reported, for example, *see*, U.S. Patent Application Pub. Nos. 2005-0203120; 2005-0215583, 2006-0025437, and 2008-0063642 and International Publication No. WO 2007/028171, all of which are incorporated herein by reference in their entirety.

[0006] There continues to be a need for safe and effective dosages and dosing regimens for administering SNS-595 in treating, preventing and managing various cancers

3. SUMMARY

[0007] Provided herein are methods of treating, preventing or managing cancers, including, but not limited to bladder cancer, breast cancer, cervical cancer, colon cancer (including colorectal cancer), esophageal cancer, head and neck cancer, liver cancer, lung cancer (both small cell and non-small cell), melanoma, myeloma, neuroblastoma (*i.e.*, CNS cancer), ovarian cancer, pancreatic cancer, prostate cancer, renal cancer, sarcoma (including osteosarcoma), skin cancer (including squamous cell carcinoma), stomach cancer, testicular cancer, thyroid cancer, and uterine cancer. The cancer can be relapsed, refractory and/or resistant to conventional therapy.

[0008] The methods comprise administering to a subject a therapeutically or prophylactically effective amount of SNS-595, or a pharmaceutically acceptable salt, solvate or hydrate thereof thereof in combination with a second agent. In one embodiment, the second agent is selected from the group consisting of carboplatin, cisplatin, gemcitabine, and combinations thereof.

[0009] In one embodiment, the combination therapy comprises administering SNS-595, or a pharmaceutically acceptable salt, solvate or hydrate thereof thereof and carboplatin. In one embodiment, the combination therapy comprises administering SNS-595, or a pharmaceutically acceptable salt, solvate or hydrate thereof thereof and cisplatin. In one embodiment, the combination therapy comprises administering SNS-595, or a pharmaceutically acceptable salt, solvate or hydrate thereof thereof and gemcitabine. Also provided are dosing regimens, dosing schedules and methods of using SNS-595, or a pharmaceutically acceptable salt, solvate or hydrate thereof thereof in combination with the second agents.

[0010] In one embodiment, the methods provided include the administration of SNS-595, or a pharmaceutically acceptable salt, solvate or hydrate thereof thereof in

combination with about 5 mg/m² to about 200 mg/m² cisplatin. For example, one embodiment includes administration of cisplatin at a dose of about 50 or 70 mg/m² once every 3 to 4 weeks. One embodiment includes administration of cisplatin at a dose of about 50 or 70 mg/m² once every 3 weeks. Another embodiment includes administration of cisplatin at a dose of about 75 or 100 mg/m² once every 3 weeks. In another embodiment, administration of cisplatin is at a dose of about 20 mg/m² daily for up to 5 days. The administration of cisplatin can be made by intravenous infusion, intravenous push, bolus injection or subcutaneous injection. In one embodiment, the administration of cisplatin is once every 3 to 4 weeks, while the administration of SNS-595 occurs once per week for three weeks or once every three weeks. In one embodiment, the administration of cisplatin is daily for 5 days, while the administration of SNS-595 occurs once per week for three weeks or once every three weeks. In one embodiment, the administration of cisplatin is once a week for 3 weeks, while the administration of SNS-595 occurs once per week for three weeks or once every three weeks.

[0011] In one embodiment, the methods provided include the administration of SNS-595, or a pharmaceutically acceptable salt, solvate or hydrate thereof thereof in combination with about 50 mg/m² to about 400 mg/m² carboplatin. For example, one embodiment includes administration of carboplatin at a dose of about 300 or about 360 mg/m² once every 3 weeks. One embodiment includes administration of carboplatin at a dose of about 300 or 360 mg/m² once every 4 weeks. The administration of carboplatin can be made by intravenous infusion, intravenous push, bolus injection or subcutaneous injection. In one embodiment, the administration of carboplatin is once every 3 weeks, while the administration of SNS-595 occurs once per week for three weeks or once every three weeks. In one embodiment, the administration of carboplatin is once a week for 3 weeks, while the administration of SNS-595 occurs once per week for three weeks or once every three weeks.

[0012] In one embodiment, the methods provided include the administration of SNS-595, or a pharmaceutically acceptable salt, solvate or hydrate thereof thereof in combination with about 100 mg/m² to about 1500 mg/m² gemcitabine. For example, one embodiment includes administration of gemcitabine at a dose of about 1000 or 1250 mg/m² once every week for at least 4 weeks. The administration of gemcitabine can be made by intravenous infusion, intravenous push, bolus injection or subcutaneous injection. In one embodiment, the administration of gemcitabine is once a week for up to 4 weeks, while the administration of SNS-595 occurs once per week for three weeks or once every

three weeks. In one embodiment, the administration of gemcitabine is twice a week for 2 weeks, while the administration of SNS-595 occurs once per week for three weeks.

[0013] As discussed herein, the administration of SNS-595 and the second agents as set forth above in a week is considered a weekly cycle. The methods contemplate performing one weekly cycle, optionally waiting a period of one week to several weeks where neither the second agent nor SNS-595 is given, then repeating a weekly cycle. The methods also contemplate repeating the weekly cycles continuously, for example, for 3 to 5 weeks. In addition, the methods contemplate repeating the cycle for several cycles, waiting a period of a week to several weeks where neither SNS-595 nor the second agent is given then repeating one or more cycles. Finally, the methods provide administration of a SNS-595/second agent weekly cycle followed by a cycle of only the second agent or SNS-595.

4. BRIEF DESCRIPTION OF DRAWINGS

[0014] **FIG. 1:** provides the effect of treatment with (+)-1,4-dihydro-7-[(3S,4S)-3-methoxy-4-(methylamino)-1-pyrrolidinyl]-4-oxo-1-(2-thiazolyl)-1,8-naphthyridine-3-carboxylic acid (SNS-595) and cisplatin on tumor volume in an ovarian cancer xenograft model (treatment with SNS-595 is indicated with black arrows and cisplatin with gray arrows);

[0015] **FIG. 2:** provides the effect of treatment with (+)-1,4-dihydro-7-[(3S,4S)-3-methoxy-4-(methylamino)-1-pyrrolidinyl]-4-oxo-1-(2-thiazolyl)-1,8-naphthyridine-3-carboxylic acid (SNS-595) and cisplatin on % body weight change in an ovarian cancer xenograft model; (treatment with SNS-595 is indicated with black arrows and cisplatin with gray arrows);

[0016] **FIG. 3** provides the effect of treatment with (+)-1,4-dihydro-7-[(3S,4S)-3-methoxy-4-(methylamino)-1-pyrrolidinyl]-4-oxo-1-(2-thiazolyl)-1,8-naphthyridine-3-carboxylic acid (SNS-595) and cisplatin on % survival in an ovarian cancer xenograft model;

[0017] **FIG. 4:** provides the effect of treatment with (+)-1,4-dihydro-7-[(3S,4S)-3-methoxy-4-(methylamino)-1-pyrrolidinyl]-4-oxo-1-(2-thiazolyl)-1,8-naphthyridine-3-carboxylic acid (SNS-595) and carboplatin on tumor volume in a non small cell lung cancer xenograft model (treatment with SNS-595 is indicated with black arrows and carboplatin with gray arrows);

[0018] **FIG. 5:** provides the effect of treatment with (+)-1,4-dihydro-7-[(3S,4S)-3-methoxy-4-(methylamino)-1-pyrrolidinyl]-4-oxo-1-(2-thiazolyl)-1,8-naphthyridine-3-carboxylic acid (SNS-595) and carboplatin on % body weight change in a non small cell lung cancer xenograft model (treatment with SNS-595 is indicated with black arrows and carboplatin with gray arrows);

[0019] **FIG. 6:** provides the effect of treatment with (+)-1,4-dihydro-7-[(3S,4S)-3-methoxy-4-(methylamino)-1-pyrrolidinyl]-4-oxo-1-(2-thiazolyl)-1,8-naphthyridine-3-carboxylic acid (SNS-595) and carboplatin on % survival in a non small cell lung cancer xenograft model;

[0020] **FIG. 7:** provides the effect of treatment with (+)-1,4-dihydro-7-[(3S,4S)-3-methoxy-4-(methylamino)-1-pyrrolidinyl]-4-oxo-1-(2-thiazolyl)-1,8-naphthyridine-3-carboxylic acid (SNS-595) and gemcitabine on tumor volume in a non small cell lung cancer xenograft model (treatment with SNS-595 is indicated with black arrows and gemcitabine with gray arrows);

[0021] **FIG. 8:** provides the effect of treatment with (+)-1,4-dihydro-7-[(3S,4S)-3-methoxy-4-(methylamino)-1-pyrrolidinyl]-4-oxo-1-(2-thiazolyl)-1,8-naphthyridine-3-carboxylic acid (SNS-595) and gemcitabine on % survival in a non small cell lung cancer xenograft model (treatment with SNS-595 is indicated with black arrows and gemcitabine with gray arrows);

[0022] **FIG. 9:** provides the effect of treatment with (+)-1,4-dihydro-7-[(3S,4S)-3-methoxy-4-(methylamino)-1-pyrrolidinyl]-4-oxo-1-(2-thiazolyl)-1,8-naphthyridine-3-carboxylic acid (SNS-595) and gemcitabine on % body weight change in a non small cell lung cancer xenograft model;

[0023] **FIG. 10:** provides the effect of treatment with (+)-1,4-dihydro-7-[(3S,4S)-3-methoxy-4-(methylamino)-1-pyrrolidinyl]-4-oxo-1-(2-thiazolyl)-1,8-naphthyridine-3-carboxylic acid (SNS-595) and gemcitabine on the tumor volume in a pancreatic cancer xenograft model (treatment with SNS-595 is indicated with black arrows and gemcitabine with gray arrows);

[0024] **FIG. 11:** provides the effect of treatment with (+)-1,4-dihydro-7-[(3S,4S)-3-methoxy-4-(methylamino)-1-pyrrolidinyl]-4-oxo-1-(2-thiazolyl)-1,8-naphthyridine-3-carboxylic acid (SNS-595) and gemcitabine on % survival in a pancreatic cancer xenograft model (treatment with SNS-595 is indicated with black arrows and gemcitabine with gray arrows); and

[0025] **FIG. 12:** provides the effect of treatment with (+)-1,4-dihydro-7-[(3S,4S)-3-methoxy-4-(methylamino)-1-pyrrolidinyl]-4-oxo-1-(2-thiazolyl)-1,8-naphthyridine-3-carboxylic acid (SNS-595) and gemcitabine on % body weight change in a pancreatic cancer xenograft model.

[0026] In the figures, 595 refers to (+)-1,4-dihydro-7-[(3S,4S)-3-methoxy-4-(methylamino)-1-pyrrolidinyl]-4-oxo-1-(2-thiazolyl)-1,8-naphthyridine-3-carboxylic acid (SNS-595).

5. DETAILED DESCRIPTION OF THE INVENTION

[0027] Provided herein are methods of treating, managing, or preventing cancers comprising administering to a subject, such as a mammal in need of such treatment, management or prevention a therapeutically or prophylactically effective amount of SNS-595, or a pharmaceutically acceptable salt, solvate or hydrate thereof thereof in combination with a second agent selected from carboplatin, cisplatin, and gemcitabine. In one embodiment, the methods encompass treating, preventing or managing various cancers selected from bladder cancer, breast cancer, cervical cancer, colon cancer (including colorectal cancer), esophageal cancer, head and neck cancer, liver cancer, lung cancer (both small cell and non-small cell), melanoma, myeloma, neuroblastoma (*i.e.*, CNS cancer), ovarian cancer, pancreatic cancer, prostate cancer, renal cancer, sarcoma (including osteosarcoma), skin cancer (including squamous cell carcinoma), stomach cancer, testicular cancer, thyroid cancer, and uterine cancer. The cancer can be relapsed, refractory or resistant to conventional therapy.

[0028] In the methods provided herein, SNS-595, or a pharmaceutically acceptable salt, solvate or hydrate thereof thereof is administered in combination with a second active agent selected from carboplatin, cisplatin and gemcitabine. Specific doses and dosing regimens for these combinations are provided below.

5.1 DEFINITIONS

[0029] Unless defined otherwise, all technical and scientific terms used herein have the same meaning as is commonly understood by one of ordinary skill in the art. All patents, applications, published applications and other publications are incorporated by reference in their entirety. In the event that there are a plurality of definitions for a term herein, those in this section prevail unless stated otherwise.

[001] As used herein, enantiomerically pure (+)-1,4-dihydro-7-[(3S,4S)-3-methoxy-4-(methylamino)-1-pyrrolidinyl]-4-oxo-1-(2-thiazolyl)-1,8-naphthyridine-3-carboxylic acid is substantially free from (-)-1,4-dihydro-7-[(3S,4S)-3-methoxy-4-(methylamino)-1-pyrrolidinyl]-4-oxo-1-(2-thiazolyl)-1,8-naphthyridine-3-carboxylic acid (*i.e.*, in enantiomeric excess). In other words, the “(+)” form of 1,4-dihydro-7-[(3S,4S)-3-methoxy-4-(methylamino)-1-pyrrolidinyl]-4-oxo-1-(2-thiazolyl)-1,8-naphthyridine-3-carboxylic acid is substantially free from the “(-)” form of the compound and is, thus, in enantiomeric excess of the “(-)” form. The term “enantiomerically pure” or “pure enantiomer” denotes that the compound comprises more than 75% by weight, more than 80% by weight, more than 85% by weight, more than 90% by weight, more than 91% by weight, more than 92% by weight, more than 93% by weight, more than 94% by weight, more than 95% by weight, more than 96% by weight, or more than 97% by weight of the enantiomer.

[002] As used herein and unless otherwise indicated, the term “enantiomerically pure (+)-1,4-dihydro-7-[(3S,4S)-3-methoxy-4-(methylamino)-1-pyrrolidinyl]-4-oxo-1-(2-thiazolyl)-1,8-naphthyridine-3-carboxylic acid” refers to at least about 80% by weight (+)-1,4-dihydro-7-[(3S,4S)-3-methoxy-4-(methylamino)-1-pyrrolidinyl]-4-oxo-1-(2-thiazolyl)-1,8-naphthyridine-3-carboxylic acid and at most about 20% by weight (-)-1,4-dihydro-7-[(3S,4S)-3-methoxy-4-(methylamino)-1-pyrrolidinyl]-4-oxo-1-(2-thiazolyl)-1,8-naphthyridine-3-carboxylic acid, at least about 90% by weight (+)-1,4-dihydro-7-[(3S,4S)-3-methoxy-4-(methylamino)-1-pyrrolidinyl]-4-oxo-1-(2-thiazolyl)-1,8-naphthyridine-3-carboxylic acid and at most about 10% by weight the (-)-enantiomer, at least about 95% by weight (+)-1,4-dihydro-7-[(3S,4S)-3-methoxy-4-(methylamino)-1-pyrrolidinyl]-4-oxo-1-(2-thiazolyl)-1,8-naphthyridine-3-carboxylic acid and at most about 5% by weight the (-)-enantiomer, at least about 97% by weight (+)-1,4-dihydro-7-[(3S,4S)-3-methoxy-4-(methylamino)-1-pyrrolidinyl]-4-oxo-1-(2-thiazolyl)-1,8-naphthyridine-3-carboxylic acid and at most about 3% by weight (-)-enantiomer.

[0030] As used herein and unless otherwise indicated, the terms “treat,” “treating” and “treatment” refer to alleviating or reducing the severity of a symptom associated with the disease or condition being treated.

[0031] The term “prevention” includes the inhibition of a symptom of the particular disease or disorder. In some embodiments, patients with familial history of cancer or leukemia are candidates for preventive regimens. Generally, the term

“preventing” refers to administration of the drug prior to the onset of symptoms, particularly to patients at risk of cancer.

[0032] As used herein and unless otherwise indicated, the term “managing” encompasses preventing the recurrence of the particular disease or disorder in a patient who had suffered from it, lengthening the time a patient who had suffered from the disease or disorder remains in remission, reducing mortality rates of the patients, and/or maintaining a reduction in severity or avoidance of a symptom associated with the disease or condition being managed.

[0033] As used herein, “subject” is an animal, typically a mammal, including a human, such as a human patient.

[0034] As used herein, the term “cancer” includes, but is not limited to, solid tumors and blood born tumors. The term “cancer” refers to disease of skin tissues, organs, blood, and vessels, including, but not limited to, cancers of the bladder, bone or blood, brain, breast, cervix, chest, colon, endometrium, esophagus, eye, head, kidney, liver, lung, mouth, neck, ovaries, pancreas, prostate, rectum, stomach, testis, throat, and uterus.

[0035] The term “relapsed” refers to a situation where patients who have had a remission of cancer after therapy have a return of cancer cells.

[0036] The term “refractory or resistant” refers to a circumstance where patients, even after intensive treatment, have residual cancer cells in their body.

[0037] As used herein and unless otherwise indicated, the term “pharmaceutically acceptable salt” includes, but is not limited to, salts of acidic or basic groups that can be present in the compounds provided herein. Under certain acidic conditions, the compound can form a wide variety of salts with various inorganic and organic acids. The acids that can be used to prepare pharmaceutically acceptable salts of such basic compounds are those that form salts comprising pharmacologically acceptable anions including, but not limited to, acetate, benzenesulfonate, benzoate, bicarbonate, bitartrate, bromide, calcium edetate, camsylate, carbonate, chloride, bromide, iodide, citrate, dihydrochloride, edetate, edisylate, estolate, esylate, fumarate, gluceptate, gluconate, glutamate, glycolylarsanilate, hexylresorcinate, hydrabamine, hydroxynaphthoate, isethionate, lactate, lactobionate, malate, maleate, mandelate, mesylate, methylsulfate, muscate, napsylate, nitrate, panthothenate, phosphate/diphosphate, polygalacturonate, salicylate, stearate, succinate, sulfate, tannate, tartrate, teoclate, triethiodide and pamoate. Under certain basic conditions, the compound can form base salts with various pharmacologically acceptable cations. Non-limiting examples of such salts include alkali metal or alkaline earth metal

salts and, particularly, calcium, magnesium, sodium, lithium, zinc, potassium and iron salts.

[0038] As used herein and unless otherwise indicated, the term “hydrate” means a compound provided herein or a salt thereof, that further includes a stoichiometric or non-stoichiometric amount of water bound by non-covalent intermolecular forces.

[0039] As used herein and unless otherwise indicated, the term “solvate” means a solvate formed from the association of one or more solvent molecules to a compound provided herein. The term “solvate” includes hydrates (*e.g.*, mono-hydrate, dihydrate, trihydrate, tetrahydrate thereof and the like).

[0040] As used herein, and unless otherwise specified, the terms “second agent” or “second active agent” refer to cisplatin, carboplatin or gemcitabine or a combination thereof.

[0041] As used herein, and unless otherwise specified, the terms “therapeutically effective amount” and “effective amount” of a compound refer to an amount sufficient to provide a therapeutic benefit in the treatment, prevention and/or management of a disease, to delay or minimize one or more symptoms associated with the disease or disorder to be treated. The terms “therapeutically effective amount” and “effective amount” can encompass an amount that improves overall therapy, reduces or avoids symptoms or causes of disease or disorder, or enhances the therapeutic efficacy of another therapeutic agent.

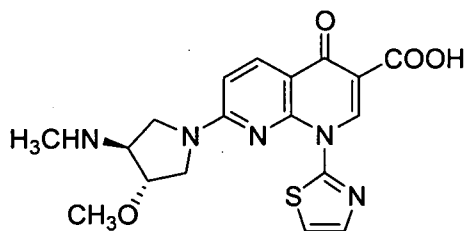
[0042] The terms “co-administration” and “in combination with” include the administration of two therapeutic agents (for example, SNS-595 and a second anti-cancer agent, such as carboplatin, cisplatin, and gemcitabine) either simultaneously, concurrently or sequentially with no specific time limits. In one embodiment, both agents are present in the cell or in the patient’s body at the same time or exert their biological or therapeutic effect at the same time. In one embodiment, the two therapeutic agents are in the same composition or unit dosage form. In another embodiment, the two therapeutic agents are in separate compositions or unit dosage forms.

[0043] The term “supportive care agent” refers to any substance that treats, prevents or manages an adverse effect from SNS-595 treatment.

[0044] The term “about,” as used herein, unless otherwise indicated, refers to a value that is no more than 10% above or below the value being modified by the term. For example, the term “about 10 mg/m²” means a range of from 9 mg/m² to 11 mg/m².

5.2 SNS-595

[0045] The compound for use in the methods and compositions provided herein is enantiomerically pure (+)-1,4-dihydro-7-[(3S,4S)-3-methoxy-4-(methylamino)-1-pyrrolidinyl]-4-oxo-1-(2-thiazolyl)-1,8-naphthyridine-3-carboxylic acid, which is also known as SNS-595 or AG-7352. SNS-595 has the following chemical structure:



[0046] In certain embodiments, pharmaceutically acceptable salts, solvates, hydrates or prodrugs of SNS-595 are used in the methods and compositions provided herein.

[0047] SNS-595 can be prepared by methods known to one of skill in the art, for example, according to the preparation procedure for Example C-1 of U.S. Patent No. 5,817,669, entitled "Compounds, processes for the preparation thereof and anti-tumor agents," issued October 6, 1998, and in Japanese Patent Application No. Hei 10-173986, to Chikugi *et al.*, which are incorporated herein by reference in their entireties. Certain exemplary pharmaceutical compositions comprising SNS-595 and methods of using the same are described in U.S. Patent Application Pub. Nos. 2005/0203120; 2005/0215583, 2006/0025437, 2006/0063795 and 2006/0247267, and 2008-0063642 and International Publication No. WO 2007/028171, which are incorporated herein by reference in their entireties.

5.3 SECOND ACTIVE AGENTS

[0048] In the methods and compositions provided herein, SNS-595 or a pharmaceutically acceptable salt, solvate or hydrate thereof thereof can be used with or combined with second active agents. Without being limited by any theory, it is believed that certain combinations work synergistically in the treatment of cancers. The methods also encompass the use of SNS-595 or a pharmaceutically acceptable salt, solvate or hydrate thereof thereof in a manner to alleviate, reduce or avoid adverse effects associated with certain second active agents. Also provided are methods, wherein the second active agents are used in the manner to alleviate, reduce or avoid adverse or unwanted effects associated with SNS-595 or a pharmaceutically acceptable salt, solvate or hydrate thereof thereof including dose limiting toxicity.

[0049] One or more second active ingredients or agents can be used together with SNS-595 in the methods and compositions provided herein. In certain embodiments, the second active agent is selected from carboplatin, cisplatin, and gemcitabine.

[0050] In the combination therapy provided herein, SNS-595 and the second agent can be administered simultaneously or sequentially with SNS-595. In certain embodiments, SNS-595 and the second agent selected from carboplatin, cisplatin, and gemcitabine are used in combination methods that may also include the use of one or more other therapies including, but not limited to, treatment with a therapeutic antibody that specifically binds to a cancer antigen, hematopoietic growth factor, cytokine, other anti-cancer agent, antibiotic, cox-2 inhibitor, immunomodulatory agent, immunosuppressive agent, corticosteroid or a pharmacologically active mutant or derivative thereof, anti-cancer agents, radiation therapy, anti-emetics and the like.

[0051] In certain embodiments, use of a second active agent in combination with SNS-595 may be modified or delayed during or shortly following administration of SNS-595 as deemed appropriate by the practitioner of skill in the art. In certain embodiments, subjects being administered SNS-595 in combination with the second agents may receive supportive care including antiemetics, when appropriate. In some embodiments, subjects being administered SNS-595 in combination with the second agents may be administered a growth factor as a third active agent according to the judgment of the practitioner of skill in the art. In some embodiments, provided is administration of SNS-595 and the second agent in combination with erythropoietin or darbepoetin (Aranesp). In certain embodiments, administration of erythropoietin or darbepoetin is delayed during administration of SNS-595, the second agent or both. In certain embodiments, erythropoietin or darbepoetin is administered during administration of SNS-595, for instance when the subject presents anemia or severe anemia. In some embodiments, administration of prophylactic granulocyte-macrophage colony-stimulating factor (GM-CSF); sargramostim (Leukine®), molgramostim, (Leukomax) or granulocyte colony-stimulating factor (G-CSF); filgrastim (Neupogen®), pegfilgrastim (Neulasta®) is delayed during one or more administrations of SNS-595. In certain embodiments, provided are method for administrations of prophylactic granulocyte-macrophage colony-stimulating factor (GM-CSF); sargramostim (Leukine®), molgramostim, (Leukomax) or granulocyte colony-stimulating factor (G-CSF); filgrastim (Neupogen®), pegfilgrastim (Neulasta®) permitted after administration of SNS-595, for instance in a subject experiencing neutropenia or recurrent neutropenia. In certain embodiments, provided is administration

of myeloid growth factors in combination with SNS-595, for instance in a subject with a serious neutropenic complication, such as tissue infection, sepsis syndrome, or fungal infection, or at the discretion of the practitioner of skill.

[0052] In certain embodiments, the methods provided herein further comprise administration of one or more of the following: oral allopurinol, Rasburicase, Leukapheresis (for instance, administered up to 72 hours after the first treatment with SNS-595 Injection), and any other medication deemed appropriate by the practitioner of skill in the art.

5.4 METHODS OF TREATMENT AND PREVENTION

[0053] The methods provided herein encompass treating, preventing or managing various solid tumors, including, but not limited to, the bladder cancer, breast cancer, cervical cancer, colon cancer (including colorectal cancer), esophageal cancer, head and neck cancer, liver cancer, lung cancer (both small cell and non-small cell), melanoma, myeloma, neuroblastoma (i.e., CNS cancer), ovarian cancer, pancreatic cancer, prostate cancer, renal cancer, sarcoma (including osteosarcoma), skin cancer (including squamous cell carcinoma), stomach cancer, testicular cancer, thyroid cancer, and uterine cancer. The methods comprise the step of administering to the subject a therapeutically effective amount of an enantiomerically pure (+)-1,4-dihydro-7-[(3S,4S)-3-methoxy-4-(methylamino)-1-pyrrolidinyl]-4-oxo-1-(2-thiazolyl)-1,8-naphthyridine-3-carboxylic acid (SNS-595) or a pharmaceutically acceptable salt, solvate or hydrate thereof thereof in combination with a therapeutically effective amount of a second active agent selected from carboplatin, cisplatin and gemcitabine. In one embodiment, the second active agent is gemcitabine. In one embodiment, the second active agent is carboplatin. In one embodiment, the second active agent is cisplatin.

5.4.1 COMBINATION THERAPY WITH A SECOND ACTIVE AGENT

[0054] In certain embodiments, the methods provided herein comprise administering SNS-595 in combination with one or more second active agents, and further in combination with radiation therapy, therapy with other anti-cancer agents or surgery. The administration of SNS-595 and the second active agents to a patient can occur simultaneously or sequentially by the same or different routes of administration. The suitability of a particular route of administration employed for a particular active agent will depend on the active agent itself (e.g., whether it can be administered orally

without decomposing prior to entering the blood stream) and the disease being treated.

Recommended routes of administration for the second active agents are known to those of ordinary skill in the art. *See, e.g., Physicians' Desk Reference*, 1755-1760 (56th ed., 2002).

[0055] The second active agent may be administered simultaneously, at essentially the same time, or sequentially with SNS-595. If administration takes place sequentially, second active agent may be administered before or after administration of SNS-595. In some embodiments, the second active agent is administered before administration of SNS-595. In some embodiments, the second active agent is administered simultaneously with administration of SNS-595. In some embodiments, the second active agent is administered after the administration of SNS-595. SNS-595 and the second active agent need not be administered by means of the same vehicle. In some embodiments, the second active agent and SNS-595 are administered in different vehicles. In embodiments of the methods described herein where delivery of SNS-595 and the second active agent are both by an intravenous route of administration, administration of each component of the combination need not be administered in the same IV line. In some embodiments, SNS-595 is administered in a different IV line than the second active agent. The second active agent may be administered one or more times, and the number of administrations of each component of the combination may be the same or different. In addition, SNS-595 and the second active agent need not be administered at the same site.

[0056] In one embodiment, SNS-595 can be administered in an amount of from about 1 to about 150 mg/m², about 1 to about 120 mg/m², about 1 to about 100 mg/m², about 1 to about 75 mg/m², about 1 to about 60 mg/m², about 1 to about 50 mg/m², about 3 to about 30 mg/m², about 3 to about 24 mg/m² in combination with a second active agent disclosed herein. In another specific embodiment, SNS-595 is administered at a dose of about 10 to about 90 mg/m².

[0057] In another embodiment, the methods provided herein comprise administering to a patient in need thereof, a dose of about 1 mg/m²-150 mg/m² of SNS-595 and a therapeutically effective amount of a second agent selected from cisplatin, carboplatin and gemcitabine and further administering a therapeutically effective amount of a supportive care agent. Such supportive care agents are known in the art, for example, *see*, U.S. Application Publication No. 2006/0025437, which is incorporated by reference in its entirety.

[0058] In certain embodiments, the combination dosing of SNS-595 and the second agent is used together as well with supportive care agents or other auxiliary

therapies. While not intending to be bound by any particular theory of operation, it is believed that SNS-595 and the second agent can act synergistically in the methods provided herein. Exemplary dosing schedules for the combination dosing of SNS-595 and the second agent are provided below.

5.5 PHARMACEUTICAL COMPOSITIONS AND DOSAGE FORMS

[0059] The methods provided herein use pharmaceutical compositions containing SNS-595 and/or a pharmaceutically acceptable salt, solvate or hydrate thereof thereof and pharmaceutically acceptable carriers, such as diluents or adjuvants, or in combination with a second agent. In clinical practice SNS-595 and/or a pharmaceutically acceptable salt, solvate or hydrate thereof may be administered by any conventional route, including but not limited to orally, parenterally, rectally or by inhalation (*e.g.* in the form of aerosols). In one embodiment, SNS-595 and/or a pharmaceutically acceptable salt, solvate or hydrate thereof is administered by an IV injection.

[0060] The compositions for parenteral administration can be emulsions or sterile solutions. Use may be made, as solvent or vehicle, of propylene glycol, a polyethylene glycol, vegetable oils, in particular olive oil, or injectable organic esters, for example ethyl oleate. These compositions can also contain adjuvants, in particular wetting, isotonicizing, emulsifying, dispersing and stabilizing agents. Sterilization can be carried out in several ways, for example using a bacteriological filter, by radiation or by heating. They can also be prepared in the form of sterile solid compositions which can be dissolved at the time of use in sterile water or any other injectable sterile medium.

[0061] The compositions can also be aerosols. For use in the form of liquid aerosols, the compositions can be stable sterile solutions or solid compositions dissolved at the time of use in apyrogenic sterile water, in saline or any other pharmaceutically acceptable vehicle. For use in the form of dry aerosols intended to be directly inhaled, the active principle is finely divided and combined with a water-soluble solid diluent or vehicle, for example dextran, mannitol or lactose.

[0062] Pharmaceutical compositions can be used in the preparation of individual, single unit dosage forms. Pharmaceutical compositions and dosage forms comprise SNS-595 and one or more excipients.

[0063] Pharmaceutical compositions and dosage forms can also comprise one or more additional active ingredients. Examples of second, or additional, active ingredients are disclosed herein.

[0064] In certain embodiments, a composition provided herein is a pharmaceutical composition or a single unit dosage form. Pharmaceutical compositions and single unit dosage forms provided herein comprise a prophylactically or therapeutically effective amount of SNS-595, and typically one or more pharmaceutically acceptable carriers or excipients. The term “carrier” refers to a diluent, adjuvant (*e.g.*, Freund’s adjuvant (complete and incomplete)), excipient, or vehicle with which the therapeutic is administered. Such pharmaceutical carriers can be sterile liquids, such as water and oils, including those of petroleum, animal, vegetable or synthetic origin, such as peanut oil, soybean oil, mineral oil, sesame oil and the like. In certain embodiments, water is a carrier when the pharmaceutical composition is administered intravenously. Saline solutions and aqueous dextrose and glycerol solutions can also be employed as liquid carriers, particularly for injectable solutions. Examples of suitable pharmaceutical carriers are described in *Remington: The Science and Practice of Pharmacy*, 21st edition, Lippincott, Williams and Wilkins, Baltimore, MD (2005), the contents of which are hereby incorporated by reference in their entirety.

[0065] Typical pharmaceutical compositions and dosage forms comprise one or more excipients. Suitable excipients are well-known to those skilled in the art of pharmacy, and non limiting examples of suitable excipients include starch, glucose, lactose, sucrose, gelatin, malt, rice, flour, chalk, silica gel, sodium stearate, glycerol monostearate, talc, sodium chloride, dried skim milk, glycerol, propylene, glycol, water, ethanol and the like. Whether a particular excipient is suitable for incorporation into a pharmaceutical composition or dosage form depends on a variety of factors well known in the art including, but not limited to, the way in which the dosage form will be administered to a subject and the specific active ingredients in the dosage form. The composition or single unit dosage form, if desired, can also contain minor amounts of wetting or emulsifying agents, or pH buffering agents.

[0066] Further provided herein are pharmaceutical compositions and dosage forms that comprise one or more compounds that reduce the rate by which an active ingredient will decompose. Such compounds, which are referred to herein as “stabilizers,” include, but are not limited to, antioxidants such as ascorbic acid, pH buffers, or salt buffers.

[0067] The pharmaceutical compositions and single unit dosage forms can take the form of solutions, suspensions, emulsion, powders and the like. Such compositions and dosage forms will contain a prophylactically or therapeutically effective amount of a prophylactic or therapeutic agent, in certain embodiments, in purified form, together with a suitable amount of carrier so as to provide the form for proper administration to the subject. The formulation should suit the mode of administration. In one embodiment, the pharmaceutical compositions or single unit dosage forms are sterile and in suitable form for administration to a subject, such an animal subject, including a mammalian subject, or in particular a human subject.

[0068] A pharmaceutical composition provided herein is formulated to be compatible with its intended route of administration. Examples of routes of administration include, but are not limited to, parenteral, *e.g.*, intravenous, intradermal, intramuscular, subcutaneous, inhalation, intranasal, transdermal, topical, transmucosal, intra-tumoral, intra-synovial and rectal administration. In a specific embodiment, the composition is formulated in accordance with routine procedures as a pharmaceutical composition adapted for intravenous, subcutaneous, intramuscular, intranasal or topical administration to human beings. In one embodiment, a pharmaceutical composition is formulated in accordance with routine procedures for subcutaneous administration to human beings. Typically, compositions for intravenous administration are solutions in sterile isotonic aqueous buffer. Where necessary, the composition may also include a solubilizing agent and a local anesthetic such as lignocaine to ease pain at the site of the injection.

[0069] Examples of dosage forms include, but are not limited to: liquid dosage forms suitable for parenteral administration to a subject; and sterile solids (*e.g.*, crystalline or amorphous solids) that can be reconstituted to provide liquid dosage forms suitable for parenteral administration to a subject.

[0070] The composition, shape, and type of dosage forms provided herein will typically vary depending on their use. For example, a dosage form used in the initial treatment of disease may contain larger amounts of one or more of the active ingredients it comprises than a dosage form used in the maintenance treatment of the same infection. Similarly, a parenteral dosage form may contain smaller amounts of one or more of the active ingredients it comprises than an oral dosage form used to treat the same disease or disorder. These and other ways in which specific dosage forms encompassed herein will vary from one another will be readily apparent to those skilled in the art. See, *e.g.*, *Remington: The Science and Practice of Pharmacy*, 21st edition, Lippincott, Williams and

Wilkins, Baltimore, MD (2005), the contents of which are hereby incorporated by reference in their entirety.

[0071] Generally, the ingredients of compositions provided herein are supplied either separately or mixed together in unit dosage form, for example, as a dry lyophilized powder or water free concentrate in a hermetically sealed container such as an ampoule or sachette indicating the quantity of active agent. Where the composition is to be administered by infusion, it can be dispensed with an infusion bottle containing sterile pharmaceutical grade water or saline. Where the composition is administered by injection, an ampoule of sterile water for injection or saline can be provided so that the ingredients may be mixed prior to administration.

[0072] Typical dosage forms provided herein comprise SNS-595 within the range of about 1 mg to about 150 mg per vial. Particular dosage forms provided herein have about 1, 3, 6, 9, 10, 12, 13.5, 15, 18, 19, 21, 24, 25, 27, 30, 38, 45, 50, 60, 63, 70, 75, 80, 85, 90, 95, 100, 105, 110, 115, 120, 125, 130, 135, 140, 145 or 150 mg of SNS-595 per vial.

5.5.1 PARENTERAL DOSAGE FORMS

[0073] Parenteral dosage forms can be administered to patients by various routes including, but not limited to, subcutaneous, intravenous (including bolus injection), intramuscular, and intraarterial. Because their administration typically bypasses patients' natural defenses against contaminants, parenteral dosage forms are preferably sterile or capable of being sterilized prior to administration to a patient. Examples of parenteral dosage forms include, but are not limited to, solutions ready for injection, dry products ready to be dissolved or suspended in a pharmaceutically acceptable vehicle for injection, suspensions ready for injection, and emulsions.

[0074] Suitable vehicles that can be used to provide parenteral dosage forms are well known to those skilled in the art. Examples include, but are not limited to: Water for Injection USP; aqueous vehicles such as, but not limited to, Sodium Chloride Injection, Ringer's Injection, Dextrose Injection, Dextrose and Sodium Chloride Injection, and Lactated Ringer's Injection; water-miscible vehicles such as, but not limited to, ethyl alcohol, polyethylene glycol, and polypropylene glycol; and non-aqueous vehicles such as, but not limited to, corn oil, cottonseed oil, peanut oil, sesame oil, ethyl oleate, isopropyl myristate, and benzyl benzoate.

[0075] Compounds that increase the solubility of one or more of the active ingredients disclosed herein can also be incorporated into the parenteral dosage forms. For example, cyclodextrin and its derivatives can be used to increase the solubility of active ingredients. *See, e.g.*, U.S. Patent No. 5,134,127, which is incorporated herein by reference.

5.6 EXEMPLARY DOSAGES

[0076] In one embodiment, the methods of treating, preventing or managing cancers provided herein comprise administering to a patient SNS-595 and/or a pharmaceutically acceptable salt, solvate or hydrate thereof in combination with a second active agent, on the basis of body surface area. Body surface area calculations can be calculated for example, with the Mosteller formula wherein:

$$BSA(m^2) = \text{square root of } [(height(cm) \times weight(kg)/3600)].$$

[0077] In one embodiment, SNS-595 and/or a pharmaceutically acceptable salt, solvate or hydrate thereof can be administered orally or intravenously and in single or divided daily doses in an amount of about 1 to about 150 mg/m². Certain exemplary doses per day include about 1, 3, 6, 9, 10, 12, 13.5, 15, 18, 19, 21, 24, 25, 27, 30, 38, 45, 50, 60, 63, 75, 80, 85, 90, 95, 100, 105, 110, 115, 120, 125, 130, 135, 140, 145 or 150 mg/m².

[0078] In another embodiment, the methods comprise administering a dose of about 3 mg/m²- 120 mg/m² of SNS-595 and/or a pharmaceutically acceptable salt, solvate or hydrate thereof. In another embodiment, the dose is about 10 mg/m²-100 mg/m². In another embodiment, the dose is about 30 mg/m² - 75 mg/m². In another embodiment, the dose is about 40 mg/m² - 80 mg/m². In another embodiment, the dose is about 50 mg/m² - 90 mg/m². In another embodiment, the dose is about 15 mg/m² - 80 mg/m².

[0079] In another embodiment the dose of SNS-595 and/or a pharmaceutically acceptable salt, solvate or hydrate thereof is about 20 mg/m²-30 mg/m². In another embodiment the dose is about 25 mg/m²-35 mg/m². In another embodiment the dose is about 40 mg/m²-50 mg/m². In another embodiment the dose is about 45 mg/m²-55 mg/m². In another embodiment the dose is about 50 mg/m²-60 mg/m². In another embodiment the dose is about 55 mg/m²-65 mg/m². In another embodiment the dose is about 60 mg/m²-70 mg/m². In another embodiment the dose is about 65 mg/m²-75 mg/m². In another embodiment the dose is about 70 mg/m²-80 mg/m². In another embodiment the dose is about 75 mg/m²-85 mg/m². In another embodiment the dose is about 80 mg/m²-90 mg/m². In another embodiment the dose is about 85 mg/m²-95 mg/m². In another embodiment the

dose is about 90 mg/m²-100 mg/m². In another embodiment the dose is about 100 mg/m²-110 mg/m². In another embodiment the dose is about 110 mg/m²-120 mg/m². In another embodiment the dose is about 120 mg/m²-130 mg/m².

[0080] In another embodiment, the dose of SNS-595 and/or a pharmaceutically acceptable salt, solvate or hydrate thereof is about 1 mg/m² - 75 mg/m². In another embodiment, the dose is about 1 mg/m² - 60 mg/m². In another embodiment, the dose is about 1 mg/m² - 48 mg/m². In another embodiment, the dose is about 3 mg/m² - 24 mg/m². In another embodiment, the dose is about 3 mg/m² - 18 mg/m². In another embodiment, the dose is about 3 mg/m² - 15 mg/m².

[0081] In another embodiment, the dose of SNS-595 and/or a pharmaceutically acceptable salt, solvate or hydrate thereof is about 1 mg/m², 2 mg/m², 3 mg/m², 4 mg/m², 5 mg/m², 6 mg/m², 7 mg/m², 8 mg/m², 9 mg/m², 10 mg/m², 11 mg/m², 12 mg/m², 13 mg/m², 14 mg/m², 15 mg/m², 16 mg/m², 17 mg/m², 18 mg/m², 19 mg/m², 20 mg/m², 21 mg/m², 22 mg/m², 23 mg/m², 24 mg/m², 25 mg/m², 26 mg/m², 27 mg/m², 28 mg/m², 29 mg/m², 30 mg/m², 31 mg/m², 32 mg/m², 33 mg/m², 34 mg/m², 35 mg/m², 36 mg/m², 37 mg/m², 38 mg/m², 39 mg/m², 40 mg/m², 41 mg/m², 42 mg/m², 43 mg/m², 44 mg/m², 45 mg/m², 46 mg/m², 47 mg/m², 48 mg/m², 49 mg/m², 50 mg/m², 55 mg/m², 60 mg/m², 65 mg/m², 75 mg/m² or 90 mg/m².

[0082] The administered dose of SNS-595 and/or a pharmaceutically acceptable salt, solvate or hydrate thereof can be delivered as a single dose (*e.g.* a single bolus IV injection) or over a 24-hour period (*e.g.*, continuous infusion over time or divided bolus doses over time) and is repeated until the patient experiences stable disease or regression, or until the patient experiences disease progression or unacceptable toxicity. Stable disease or lack thereof is determined by methods known in the art, such as evaluation of patient symptoms, physical examination and other commonly accepted evaluation modalities.

[0083] The administered dose of SNS-59 and/or a pharmaceutically acceptable salt, solvate or hydrate thereof 5 can be expressed in units other than as mg/m². For example, doses can be expressed as mg/kg. One of ordinary skill in the art would readily know how to convert doses from mg/m² to mg/kg to given either the height or weight of a subject or both (*see, e.g.* www.fda.gov/cder/cancer/animalframe.htm). For example, a dose of 10 mg/m²-150 mg/m² for a 65 kg human is approximately equal to 0.26 mg/kg-3.95 mg/kg. In another example, a dose of 15 mg/m²-80 mg/m² for a 65 kg human is approximately equal to 0.39 mg/kg-2.11 mg/kg.

[0084] In certain embodiments, SNS-595 and/or a pharmaceutically acceptable salt, solvate or hydrate thereof is cyclically administered to a patient. Cycling therapy involves the administration of an active agent for a period of time, followed by a rest for a period of time, and repeating this sequential administration. Cycling therapy can reduce the development of resistance to one or more of the therapies, avoid or reduce the side effects of one of the therapies, and/or improves the efficacy of the treatment.

[0085] In one embodiment, the methods provided herein comprise: i) administering a dose of about 10 mg/m²-120 mg/m² of SNS-595 and/or a pharmaceutically acceptable salt, solvate or hydrate thereof to a mammal; ii) waiting a period of at least one day where the mammal is not administered any SNS-595 and/or a pharmaceutically acceptable salt, solvate or hydrate thereof; iii) administering another dose of about 10 mg/m²-120 mg/m² of SNS-595 and/or a pharmaceutically acceptable salt, solvate or hydrate thereof to the mammal; and, iv) repeating steps ii)-iii) a plurality of times.

[0086] In one embodiment, the methods provided herein comprise: i) administering a dose of about 10 mg/m²-90 mg/m² of SNS-595 and/or a pharmaceutically acceptable salt, solvate or hydrate thereof to a mammal; ii) waiting a period of at least one day where the mammal is not administered any SNS-595 and/or a pharmaceutically acceptable salt, solvate or hydrate thereof; iii) administering another dose of about 10 mg/m²-90 mg/m² of SNS-595 and/or a pharmaceutically acceptable salt, solvate or hydrate thereof to the mammal; and, iv) repeating steps ii)-iii) a plurality of times.

[0087] In one embodiment, the methods provided herein comprise: i) administering a dose of about 10 mg/m²-70 mg/m² of SNS-595 and/or a pharmaceutically acceptable salt, solvate or hydrate thereof to a mammal; ii) waiting a period of at least one day where the mammal is not administered any SNS-595 and/or a pharmaceutically acceptable salt, solvate or hydrate thereof; iii) administering another dose of about 10 mg/m²-70 mg/m² of SNS-595 and/or a pharmaceutically acceptable salt, solvate or hydrate thereof to the mammal; and, iv) repeating steps ii)-iii) a plurality of times

[0088] In one embodiment, the dose SNS-595 and/or a pharmaceutically acceptable salt, solvate or hydrate thereof is about 15 mg/m² once a week for three weeks. In one embodiment, the dose SNS-595 and/or a pharmaceutically acceptable salt, solvate or hydrate thereof is about 18 mg/m² once a week for three weeks. In one embodiment, the dose SNS-595 and/or a pharmaceutically acceptable salt, solvate or hydrate thereof is about 48 mg/m² once every three weeks. In one embodiment, the dose SNS-595 and/or a pharmaceutically acceptable salt, solvate or hydrate thereof is about 60 mg/m² once every

three weeks. In one embodiment, the dose SNS-595 and/or a pharmaceutically acceptable salt, solvate or hydrate thereof is about 90 mg/m^2 once every three weeks.

5.6.1 EXEMPLARY DOSAGES: COMBINATION DOSING OF SNS-595 AND SECOND AGENTS

[0089] The methods provided herein comprise administering SNS-595 and/or a pharmaceutically acceptable salt, solvate or hydrate thereof in combination with one or more second active agents selected from carboplatin, cisplatin and gemcitabine. The second agents provided herein can be administered either prior to, concurrently with, or subsequent to administration of SNS-595 and/or a pharmaceutically acceptable salt, solvate or hydrate thereof. In some embodiments, the second agent can be administered subcutaneously or intravenously. In certain embodiments, the second agent is administered subcutaneously. In certain embodiments, the second agent is administered intravenously.

Combination of SNS-595 and Cisplatin

[0090] In one embodiment, the second agent is cisplatin and the dose of cisplatin is about 5 mg/m^2 to about 200 mg/m^2 , about 5 mg/m^2 to about 150 mg/m^2 , about 10 mg/m^2 to 100 mg/m^2 , about 20 mg/m^2 to 80 mg/m^2 , about 50 mg/m^2 to 70 mg/m^2 or about 75 mg/m^2 to 100 mg/m^2 . In another embodiment, the dose of cisplatin is about 20 mg/m^2 . In another embodiment, the dose of cisplatin is about 75 mg/m^2 to 100 mg/m^2 . In certain embodiments, cisplatin can be administered continuously, by bolus injection, or by divided bolus injections over a particular time period such as, for example, one day.

[0091] In some embodiments, the methods of treating cancer comprise administering from about 1 mg/m^2 to about 150 mg/m^2 of SNS-595 and about 20 mg/m^2 to about 100 mg/m^2 of cisplatin. In certain embodiments, the methods comprise administering about 10 mg/m^2 SNS-595 and about 20 mg/m^2 of cisplatin; about 15 mg/m^2 SNS-595 and about 18 mg/m^2 of cisplatin; about 30 mg/m^2 SNS-595 and about 20 mg/m^2 of cisplatin; about 48 mg/m^2 SNS-595 and about 20 mg/m^2 of cisplatin; about 60 mg/m^2 SNS-595 and about 20 mg/m^2 of cisplatin; about 75 mg/m^2 SNS-595 and about 20 mg/m^2 of cisplatin; or about 90 mg/m^2 SNS-595 and about 20 mg/m^2 of cisplatin.

[0092] In certain embodiments, the methods comprise administering about 10 mg/m^2 SNS-595 and from about 50 to 70 mg/m^2 of cisplatin; about 15 mg/m^2 SNS-595 and from about 50 to 70 mg/m^2 of cisplatin; about 30 mg/m^2 SNS-595 and from about 50 to 70 mg/m^2 of cisplatin; about 48 mg/m^2 SNS-595 and from about 50 to 70 mg/m^2 of cisplatin; about 60 mg/m^2 SNS-595 and from about 50 to 70 mg/m^2 of cisplatin; about 75

mg/m² SNS-595 and from about 50 to 70 mg/m² of cisplatin; or about 90 mg/m² SNS-595 and from about 50 to 70 mg/m² of cisplatin.

[0093] In certain embodiments, the methods comprise administering about 10 mg/m² SNS-595 and from about 75 to 100 mg/m² of cisplatin; about 15 mg/m² SNS-595 and from about 75 to 100 mg/m² of cisplatin; about 18 mg/m² SNS-595 and from about 75 to 100 mg/m² of cisplatin; about 48 mg/m² SNS-595 and from about 75 to 100 mg/m² of cisplatin; about 60 mg/m² SNS-595 and from about 75 to 100 mg/m² of cisplatin; about 75 mg/m² SNS-595 and from about 75 to 100 mg/m² of cisplatin; or about 90 mg/m² SNS-595 and from about 75 to 100 mg/m² of cisplatin.

[0094] In certain embodiments, the methods of treating, preventing or managing a cancer comprises administering a total dosage of about 10 mg/m² -120 mg/m² SNS-595, in one embodiment, about 10 – 80 mg/m² SNS-595 in combination with a continuous intravenous dose of about 5 mg/m² /day - 30 mg/m² /day if cisplatin for 5 days, in one embodiment, about 20 mg/m² /day of cisplatin for a 5 day period, wherein the 5-day period comprises a treatment cycle. In some embodiments, the method comprises administering a total dosage of about 20 mg/m² -60 mg/m² SNS-595 in combination with a continuous intravenous dose of about 20 mg/m² /day cisplatin over a 5-day period, wherein the 5-day period comprises a treatment cycle. In some embodiments, the treatment cycle is repeated at least once. In some embodiments, the treatment cycle is repeated at least twice. In some embodiments, the treatment cycle is repeated at least three times. In some embodiments, the treatment cycle is repeated at least four times.

[0095] In certain embodiments, the methods of treating, preventing, or managing a cancer comprises administering a total weekly amount of about 10-120 mg/m² SNS-595 in combination with a total daily amount of about 10-50 mg/m² cisplatin.

[0096] In certain embodiments, cisplatin is administered at a dose of about 50 to 70 mg/m² IV per cycle once every 3 to 4 weeks. In certain embodiments, cisplatin is administered at a dose of about 75 to 100 mg/m² IV per cycle once every 4 weeks.

Combination of SNS-595 and Carboplatin

[0097] In one embodiment, the second agent is carboplatin and the dose of carboplatin is about 50 mg/m² to about 400 mg/m², about 100 mg/m² to about 360 mg/m², about 150 mg/m² to 360 mg/m², about 200 mg/m² to 360 mg/m², about 250 mg/m² to 360 mg/m² or about 300 mg/m² to 360 mg/m². In another embodiment, the dose of carboplatin is about 300 mg/m². In another embodiment, the dose of carboplatin is about 360 mg/m².

In certain embodiments, carboplatin can be administered continuously, by bolus injection, or by divided bolus injections over a particular time period such as, for example, one day.

[0098] In some embodiments, the methods of treating cancer comprise administering from about 1 mg/m² to about 150 mg/m² of SNS-595 and about 300 mg/m² of carboplatin. In certain embodiments, the methods comprise administering about 10 mg/m² SNS-595 and about 300 mg/m² of carboplatin; about 15 mg/m² SNS-595 and about 300 mg/m² of carboplatin; about 18 mg/m² SNS-595 and about 300 mg/m² of carboplatin; about 48 mg/m² SNS-595 and about 300 mg/m² of carboplatin; about 60 mg/m² SNS-595 and about 300 mg/m² of carboplatin; about 75 mg/m² SNS-595 and about 300 mg/m² of carboplatin; or about 90 mg/m² SNS-595 and about 300 mg/m² of carboplatin.

[0099] In some embodiments, the methods of treating cancer comprise administering from about 1 mg/m² to about 150 mg/m² of SNS-595 and about 360 mg/m² of carboplatin. In certain embodiments, the methods comprise administering about 10 mg/m² SNS-595 and about 360 mg/m² of carboplatin; 15 mg/m² SNS-595 and about 360 mg/m² of carboplatin; 18 mg/m² SNS-595 and about 360 mg/m² of carboplatin; about 48 mg/m² SNS-595 and about 360 mg/m² of carboplatin; about 60 mg/m² SNS-595 and about 360 mg/m² of carboplatin; about 75 mg/m² SNS-595 and about 360 mg/m² of carboplatin; or about 90 mg/m² SNS-595 and about 360 mg/m² of carboplatin.

[00100] In certain embodiments, the methods of treating, preventing or managing a cancer comprise administering a total dosage of about 10 mg/m² -120 mg/m² SNS-595, in one embodiment, about 10 – 80 mg/m² SNS-595 in combination with a continuous intravenous dose of about 300 mg/m² of carboplatin once every 4 weeks. In certain embodiments, the methods of treating, preventing or managing a cancer comprise administering a total dosage of about 10 mg/m² -120 mg/m² SNS-595, in one embodiment, about 10 – 80 mg/m² SNS-595 in combination with a continuous intravenous dose of about 360 mg/m² of carboplatin once every 4 weeks, wherein the 4 week period comprises a treatment cycle. In some embodiments, the treatment cycle is repeated at least once. In some embodiments, the treatment cycle is repeated at least twice. In some embodiments, the treatment cycle is repeated at least three times. In some embodiments, the treatment cycle is repeated at least four times. In some embodiments, the treatment cycle is repeated at least six times.

Combination of SNS-595 and Gemcitabine

[00101] In one embodiment, the second agent is gemcitabine and the dose of gemcitabine is about 100 mg/m² to about 1500 mg/m², about 500 mg/m² to about 1500

mg/m², about 1000 mg/m² to about 1500 mg/m², about 1000 mg/m² to about 1400 mg/m² and about 1000 to about 1250 mg/m². In another embodiment, the dose of gemcitabine is about 1000 mg/m². In another embodiment, the dose of gemcitabine is about 1250 mg/m². In certain embodiments, gemcitabine can be administered continuously, by bolus injection, or by divided bolus injections over a particular time period such as, for example, one day.

[00102] In some embodiments, the methods of treating cancer comprise administering from about 1 mg/m² to about 150 mg/m² of SNS-595 and about 100 mg/m² to about 1500 mg/m² of gemcitabine. In certain embodiments, the methods comprise administering about 10 mg/m² SNS-595 and about 1000 mg/m² of gemcitabine; about 15 mg/m² SNS-595 and about 1000 mg/m² of gemcitabine; about 18 mg/m² SNS-595 and about 1000 mg/m² of gemcitabine; about 48 mg/m² SNS-595 and about 1000 mg/m² of gemcitabine; about 60 mg/m² SNS-595 and about 1000 mg/m² of gemcitabine; about 70 mg/m² SNS-595 and about 1000 mg/m² of gemcitabine; about 75 mg/m² SNS-595 and about 1000 mg/m² of gemcitabine; about 80 mg/m² SNS-595 and about 1000 mg/m² of gemcitabine; about 90 mg/m² SNS-595 and about 1000 mg/m² of gemcitabine; about 100 mg/m² SNS-595 and about 1000 mg/m² of gemcitabine.

[00103] In certain embodiments, the methods comprise administering about 10 mg/m² SNS-595 and about 1250 mg/m² of gemcitabine; about 15 mg/m² SNS-595 and about 1250 mg/m² of gemcitabine; about 18 mg/m² SNS-595 and about 1250 mg/m² of gemcitabine; about 48mg/m² SNS-595 and about 1250 mg/m² of gemcitabine; about 60 mg/m² SNS-595 and about 1250 mg/m² of gemcitabine; about 70 mg/m² SNS-595 and about 1250 mg/m² of gemcitabine; about 75 mg/m² SNS-595 and about 1250 mg/m² of gemcitabine; 80 mg/m² SNS-595 and 1250 mg/m² of gemcitabine; 90 mg/m² SNS-595 and about 1250 mg/m² of gemcitabine; about 90 mg/m² SNS-595 and about 1250 mg/m² of gemcitabine.

[00104] In certain embodiments, the methods of treating, preventing or managing a cancer comprises administering a total dosage of about 10 mg/m² -100 mg/m² SNS-595, in one embodiment, about 10 – 80 mg/m² in combination with a continuous intravenous dose of about 1000 mg/m² or 1250 mg/m² of gemcitabine once a week for upto 7 weeks. In some embodiments, the method comprises administering a total dosage of about 20 mg/m² -60 mg/m² SNS-595 in combination with a continuous intravenous dose of about 1000 or 1250 mg/m² gemcitabine once a week for up to 4 weeks.

[00105] Duration (interval) between repeated administrations of the schedules can range from about 1 week to 8 weeks after the end of the schedule. In another embodiment, the interval is from 3 weeks to 6 weeks.

5.6.2 EXEMPLARY DOSING SCHEDULES OF SNS-595 AND SECOND AGENTS

[00106] In the embodiments of the present invention, SNS-595 and the second agents provided herein can be administered according to any schedule deemed suitable by a practitioner of skill in the art. Provided in this section are exemplary dosing schedules of SNS-595 in combination with the second agents that can be practiced in the methods provided herein.

[00107] In certain embodiments, SNS-595 and/or a pharmaceutically acceptable salt, solvate or hydrate thereof and the second agents are administered in cycles. In certain embodiments, SNS-595 and the second agents are administered in at least one cycle. In certain embodiments, SNS-595 and the second agents are administered in at least two cycles. In certain embodiments, SNS-595 and the second agents are administered in at least three cycles. In certain embodiments, SNS-595 and the second agents are administered in at least four cycles. In certain embodiments each cycle is at least 28 days. In one embodiment, the second agent is cisplatin. In one embodiment, the second agent is carboplatin. In one embodiment, the second agent is gemcitabine.

[00108] In certain embodiments, as discussed above, the initial dose of SNS-595 is administered before the administration of the second agent. In certain embodiments, the initial dose of SNS-595 is administered immediately before the administration of the second agent. In certain embodiments, administration of the second agent is initiated 1, 2, 3, 4, 8, 12, 16, 24, or 32 hours following administration of SNS-595, for instance, 1, 2, 3, 4, 8, 12, 16, 24, or 32 hours following completion of the administration of SNS-595.

6. EXAMPLES

[00109] Certain embodiments of the invention are illustrated by the following non-limiting example.

EXAMPLE 1: PHARMACEUTICAL COMPOSITION SUITABLE FOR INJECTION OR INTRAVENOUS INFUSION

[00110] Acidic compositions (<pH 4) provided the appropriate balance of increased solubility of SNS-595 and desirable pharmaceutical properties (*e.g.* increased patient comfort by causing less irritation at the delivery site). An illustrative example of a

suitable composition comprises: 10 mg SNS-595 per mL of aqueous solution of 4.5% sorbitol that is adjusted to pH 2.5 with methanesulfonic acid. One protocol for making such a solution includes the following for making a 100 mg/10 mL presentation: 100 mg of SNS-595 and 450 mg D-sorbitol are added to distilled water; the volume is brought up to a volume of 10 mL; and the pH of the resulting solution is adjusted to 2.5 with methanesulfonic acid. The resulting composition is also suitable for lyophilization. The lyophilized form is then reconstituted with sterile water to the appropriate concentration prior to use.

EXAMPLE 2: SNS-595 IN COMBINATION WITH CISPLATIN:

[00111] The effect of co-administration of SNS-595 and cisplatin was observed on the growth of ovarian carcinoma studied in athymic nude mice bearing subcutaneous A2780 xenografts. The mice were treated with SNS-595, cisplatin or the two in combination as indicated below.

Table 1

Group	N	Compound	Dose (mg/kg)	Route	Schedule	Compound	Dose (mg/kg)	Route	Schedule
1	10	Vehicle	0	IV	qw x3	Vehicle	0	IP	qw x3
2	10	SNS-595	10	IV	qw x3				
3	10	Cisplatin	5	IP	qw x3				
4	10	SNS-595	10	IV	qw x3	Cisplatin	5	IP	qw x3

[00112] Animal treatment was initiated when mean tumor volume was 200 mm³. The combination was co-dosed once a week for three weeks. Tumor volumes and animal body weight were measured twice weekly. The data for body weight loss, % tumor growth inhibition and tumor growth delays in the animals is shown in Table 2.

Table 2

Group	BW Nadir (Day of)	% Tumor Growth Inhibition (Day 11)	Tumor Growth Delay (days)
SNS-595 10 mg/kg qw x 3	-4.7% (Day 4)	21.7% (p>0.05)	5.5
Cisplatin 5 mg/kg qw x 3	-10.9% (Day 11)	49.0% (p<0.05)	11.0
Combination	-14.1% (Day 11)	64.2% (p<0.05)	14.0

[00113] Animals treated with SNS-595 alone (10 mg/kg qw x3) had a tumor growth inhibition of 21.7% while those treated with cisplatin alone (5 mg/kg qw x3) had 49% tumor growth inhibition. When SNS-595 (10 mg/kg qw x3) was combined with cisplatin (5 mg/kg qw x3) the tumor growth inhibition increased to 64.2%. Animals treated with the combination had a mean body weight loss of 14% with the nadir occurring on day 11. The effect of the treatment on the tumor volume, % body weight change and % survival is provided in Figures 1, 2 and 3, respectively. The survival of the mice treated with the combination of SNS-595 and cisplatin was increased compared to the vehicle or either single agent.

EXAMPLE 3: SNS-595 IN COMBINATION WITH CARBOPLATIN:

[00114] The effect of co-administration of SNS-595 and carboplatin was observed on the growth of non-small cell lung carcinoma, athymic nude mice bearing subcutaneous H460. The mice were treated with SNS-595, carboplatin or the two in combination as indicated below.

Table 3

Group	N	Compound	Dose (mg/kg)	Route	Schedule	Compound	Dose (mg/kg)	Route	Schedule
1	10	Untreated							
2	10	SNS-595	10	IV	qw x5				
3	10	Carboplatin	75	IP	qw x3				
4	10	SNS-595	10	IV	qw x5	Carboplatin	75	IP	qw x3

[00115] Animal treatment was initiated when mean tumor volume was 200 mm³. The combination was co-dosed once a week for three weeks. Tumor volumes and animal body weight were measured twice weekly. The data for body weight loss, % tumor growth inhibition and tumor growth delays in the animals is shown in Table 4.

Table 4

Group	BW Nadir (Day of)	% Tumor Growth Inhibition (Day 16)	Tumor Growth Delay (days)
SNS-595 10 mg/kg qw x 5	-0.7% (Day 4)	53.2% (p>0.05)	23.0
Carboplatin 75 mg/kg qw x 3	-2.8% (Day 16)	31.6% (p>0.05)	12.5
Combination	-7.9% (Day 20)	74.6% (p<0.05)	23.0

[00116] Animals treated with SNS-595 alone (10 mg/kg qw x5) had a tumor growth inhibition of 53% while those treated with carboplatin alone (75 mg/kg qw x3) had 32% tumor growth inhibition. When SNS-595 (10 mg/kg qw x5) was combined with carboplatin (75 mg/kg qw x3) the tumor growth inhibition increased to 75%. Animals treated with the combination had a mean body weight loss of 8%. This weight loss was recoverable and acceptable for the combination treatment. The effect of the treatment on the tumor volume, % body weight change and % survival is provided in Figures 5, 6 and 7, respectively. The survival of mice treated with the combination of SNS-595 and carboplatin was increased compared to those treated with carboplatin alone.

EXAMPLE 4: SNS-595 IN COMBINATION WITH GEMCITABINE:

[00117] The effect of co-administration of SNS-595 and gemcitabine on the growth of non-small cell lung carcinoma, athymic nude mice bearing subcutaneous H460 xenografts were treated with SNS-595, gemcitabine or the two in combination as indicated below.

Table 5

Group	N	Compound	Dose (mg/kg)	Route	Schedule	Compound	Dose (mg/kg)	Route	Schedule
1	10	Vehicle	0	IV	qw x3	Vehicle	0	IP	biw x2 24 h post IV
2	10	SNS-595	10	IV	qw x3				
3	10	Gemcitabine	75	IP	biw x2				
4	10	SNS-595	10	IV	qw x3	Gemcitabine	75	IP	biw x2

[00118] Animal treatment was initiated when mean tumor volume was greater than 200 mm³. SNS-595 was administered once a week and gemcitabine was twice weekly as indicated above with the combination being co-dosed. In the vehicle group, the gemcitabine vehicle was administered 24 hours after the SNS-595 vehicle representing additional treatment arms in the experiment. Tumor volume and animal body weight was measured at least twice weekly. The data for body weight loss, % tumor growth inhibition and tumor growth delays in the animals is shown in Table 6.

Table 6

Group	BW Nadir (Day of)	% Tumor Growth Inhibition (Day 11)	Tumor Growth Delay (days)
SNS-595 10 mg/kg qw x 3	-5.9% (Day 11)	61.9% (p<0.05)	11.0
Gemcitabine 75 mg/kg Biw x 2	-7.4% (Day 11)	36.6% (p>0.05)	5.0
Combination	-7.9% (Day 18)	81.7% (p<0.01)	51.0

[00119] Animals treated with SNS-595 alone (10 mg/kg qw x3) had a tumor growth inhibition of 62% while those treated with gemcitabine alone (75 mg/kg biw x2) had 37% tumor growth inhibition. When SNS-595 (10 mg/kg qw x3) was combined with gemcitabine (75 mg/kg biw x2) the tumor growth inhibition increased to 82%. Animals treated with the combination had a mean body weight loss of 8% with the nadir occurring on day 24. This weight loss was recoverable and acceptable for the combination treatment. The effect of the treatment on the tumor volume, % body weight change and % survival is provided in Figures 7, 8 and 9, respectively. The survival of mice treated with the combination of SNS-595 and gemcitabine was increased compared to the vehicle or either single agent.

EXAMPLE 5: SNS-595 IN COMBINATION WITH GEMCITABINE:

[00120] The effect of co-administration of SNS-595 and gemcitabine on the growth of pancreatic carcinoma, NIH-III mice bearing subcutaneous BxPC-3 xenografts were treated with SNS-595, gemcitabine or the two in combination as follows.

Table 7

Group	N	Compound	Dose (mg/kg)	Route	Schedule	Compound	Dose (mg/kg)	Route	Schedule
1	10	Vehicle	0	IV	qw x3	Vehicle	0	IP	biw x3
2	10	SNS-595	15	IV	qw x3				
3	10	Gemcitabine	65	IP	biw x3				
4	10	SNS-595	15	IV	qw x3	Gemcitabine	65	IP	biw x3

[00121] Animal treatment was initiated when mean tumor volume was greater than 250 mm³. SNS-595 was administered once a week and gemcitabine was twice weekly for two weeks followed by one additional dose as indicated above with the combination being

co-dosed. Tumor volume and animal body weight was measured at least once weekly. SNS-595 was administered once a week and gemcitabine was twice weekly for two weeks followed by one additional dose as indicated above with the combination being co-dosed. Tumor volume and animal body weight was measured at least once weekly. The data for body weight loss, % tumor growth inhibition and tumor growth delays in the animals is shown in Table 8.

Table 8

Group	BW Nadir (Day of)	% Tumor Growth Inhibition (Day 38)	Tumor Growth Delay (days)
S N S - 5 9 5 15 mg/kg qw x 3	-2.5% (Day 11)	25.9% (p>0.05)	23.0
Gemcitabine 65 mg/kg biw x 2	0% (Day 0)	20.2% (p>0.05)	12.5
Combination	-9.9% (Day 21)	71.6% (p<0.01)	x

[00122] Animals treated with SNS-595 alone (15 mg/kg qw x3) had a tumor growth inhibition of 26% while those treated with gemcitabine alone (65 mg/kg biw x3) had 20% tumor growth inhibition. When SNS-595 (15 mg/kg qw x3) was combined with gemcitabine (65 mg/kg biw x3) the tumor growth inhibition increased to 72%. Animals treated with the combination had a mean body weight loss of 10% with the nadir occurring on day 21 of treatment. This weight loss was recoverable and acceptable for the combination treatment. The effect of the treatment on the tumor volume, % body weight change and % survival is provided in Figures 10, 11 and 12, respectively. The survival of mice treated with the combination of SNS-595 and gemcitabine was increased compared to the vehicle or either single agent.

[00123] The embodiments described above are intended to be merely exemplary, and those skilled in the art will recognize, or will be able to ascertain using no more than routine experimentation, numerous equivalents of specific compounds, materials, and procedures. All such equivalents are considered to be within the scope of the invention and are encompassed by the appended claims.

What is claimed is:

1. A method of treating cancer comprising administering a dose of about 1 mg/m² to about 150 mg/m² of an enantiomerically pure (+)-1,4-dihydro-7-[(3S,4S)-3-methoxy-4-(methylamino)-1-pyrrolidinyl]-4-oxo-1-(2-thiazolyl)-1,8-naphthyridine-3-carboxylic acid and/or a pharmaceutically acceptable salt or hydrate thereof and a dose of about 5 mg/m² to about 200 mg/m² cisplatin.
2. The method of claim 1, wherein the dose of (+)-1,4-dihydro-7-[(3S,4S)-3-methoxy-4-(methylamino)-1-pyrrolidinyl]-4-oxo-1-(2-thiazolyl)-1,8-naphthyridine-3-carboxylic acid and/or a pharmaceutically acceptable salt or hydrate thereof is from about 10 mg/m² to about 90 mg/m².
3. The method of claim 1, wherein the dose of (+)-1,4-dihydro-7-[(3S,4S)-3-methoxy-4-(methylamino)-1-pyrrolidinyl]-4-oxo-1-(2-thiazolyl)-1,8-naphthyridine-3-carboxylic acid and/or a pharmaceutically acceptable salt or hydrate thereof is about 18 mg/m².
4. The method of claim 1, wherein the dose of (+)-1,4-dihydro-7-[(3S,4S)-3-methoxy-4-(methylamino)-1-pyrrolidinyl]-4-oxo-1-(2-thiazolyl)-1,8-naphthyridine-3-carboxylic acid and/or a pharmaceutically acceptable salt or hydrate thereof is about 48 mg/m².
5. The method of claim 1, wherein the dose of (+)-1,4-dihydro-7-[(3S,4S)-3-methoxy-4-(methylamino)-1-pyrrolidinyl]-4-oxo-1-(2-thiazolyl)-1,8-naphthyridine-3-carboxylic acid and/or a pharmaceutically acceptable salt or hydrate thereof is about 60 mg/m².
6. The method of claim 1, wherein the dose of (+)-1,4-dihydro-7-[(3S,4S)-3-methoxy-4-(methylamino)-1-pyrrolidinyl]-4-oxo-1-(2-thiazolyl)-1,8-naphthyridine-3-carboxylic acid and/or a pharmaceutically acceptable salt or hydrate thereof is about 75 mg/m².
7. The method of claim 1, wherein the dose of cisplatin is from about 20 mg/m² to about 100 mg/m².
8. The method of claim 1, wherein the dose of cisplatin is from about 50 mg/m² to about 70 mg/m² once every 4 weeks.

9. The method of claim 1, wherein the dose of cisplatin is from about 75 mg/m² to about 100 mg/m² once every 4 weeks.
10. A method of treating cancer comprising administering a dose of about 1 mg/m² to about 150 mg/m² of an enantiomerically pure (+)-1,4-dihydro-7-[(3S,4S)-3-methoxy-4-(methylamino)-1-pyrrolidinyl]-4-oxo-1-(2-thiazolyl)-1,8-naphthyridine-3-carboxylic acid and/or a pharmaceutically acceptable salt or hydrate thereof and a dose of about 100 mg/m² to about 1500 mg/m² gemcitabine.
11. The method of claim 10, wherein the dose of (+)-1,4-dihydro-7-[(3S,4S)-3-methoxy-4-(methylamino)-1-pyrrolidinyl]-4-oxo-1-(2-thiazolyl)-1,8-naphthyridine-3-carboxylic acid and/or a pharmaceutically acceptable salt or hydrate thereof is from about 10 mg/m² to about 90 mg/m².
12. The method of claim 10, wherein the dose of (+)-1,4-dihydro-7-[(3S,4S)-3-methoxy-4-(methylamino)-1-pyrrolidinyl]-4-oxo-1-(2-thiazolyl)-1,8-naphthyridine-3-carboxylic acid and/or a pharmaceutically acceptable salt or hydrate thereof is about 18 mg/m².
13. The method of claim 10, wherein the dose of (+)-1,4-dihydro-7-[(3S,4S)-3-methoxy-4-(methylamino)-1-pyrrolidinyl]-4-oxo-1-(2-thiazolyl)-1,8-naphthyridine-3-carboxylic acid and/or a pharmaceutically acceptable salt or hydrate thereof is about 48 mg/m².
14. The method of claim 10, wherein the dose of (+)-1,4-dihydro-7-[(3S,4S)-3-methoxy-4-(methylamino)-1-pyrrolidinyl]-4-oxo-1-(2-thiazolyl)-1,8-naphthyridine-3-carboxylic acid and/or a pharmaceutically acceptable salt or hydrate thereof is about 60 mg/m².
15. The method of claim 10, wherein the dose of (+)-1,4-dihydro-7-[(3S,4S)-3-methoxy-4-(methylamino)-1-pyrrolidinyl]-4-oxo-1-(2-thiazolyl)-1,8-naphthyridine-3-carboxylic acid and/or a pharmaceutically acceptable salt or hydrate thereof is about 75 mg/m².
16. The method of claim 10, wherein the dose of gemcitabine is from about 1000 mg/m² to about 1500 mg/m².
17. The method of claim 10, wherein the dose of gemcitabine is about 1000 mg/m² once a week.

18. The method of claim 10, wherein the dose of gemcitabine is about 1250 mg/m² once a week.

19. A method of treating cancer comprising administering a dose of about 1 mg/m² to about 150 mg/m² of an enantiomerically pure (+)-1,4-dihydro-7-[(3S,4S)-3-methoxy-4-(methylamino)-1-pyrrolidinyl]-4-oxo-1-(2-thiazolyl)-1,8-naphthyridine-3-carboxylic acid and/or a pharmaceutically acceptable salt or hydrate thereof and a dose of about 50 mg/m² to about 400 mg/m² carboplatin.

20. The method of claim 19, wherein the dose of (+)-1,4-dihydro-7-[(3S,4S)-3-methoxy-4-(methylamino)-1-pyrrolidinyl]-4-oxo-1-(2-thiazolyl)-1,8-naphthyridine-3-carboxylic acid and/or a pharmaceutically acceptable salt or hydrate thereof is from about 10 mg/m² to about 90 mg/m².

21. The method of claim 19, wherein the dose of (+)-1,4-dihydro-7-[(3S,4S)-3-methoxy-4-(methylamino)-1-pyrrolidinyl]-4-oxo-1-(2-thiazolyl)-1,8-naphthyridine-3-carboxylic acid and/or a pharmaceutically acceptable salt or hydrate thereof is about 18 mg/m².

22. The method of claim 19, wherein the dose of (+)-1,4-dihydro-7-[(3S,4S)-3-methoxy-4-(methylamino)-1-pyrrolidinyl]-4-oxo-1-(2-thiazolyl)-1,8-naphthyridine-3-carboxylic acid and/or a pharmaceutically acceptable salt or hydrate thereof is about 48 mg/m².

23. The method of claim 19, wherein the dose of (+)-1,4-dihydro-7-[(3S,4S)-3-methoxy-4-(methylamino)-1-pyrrolidinyl]-4-oxo-1-(2-thiazolyl)-1,8-naphthyridine-3-carboxylic acid is about 60 mg/m².

24. The method of claim 19, wherein the dose of (+)-1,4-dihydro-7-[(3S,4S)-3-methoxy-4-(methylamino)-1-pyrrolidinyl]-4-oxo-1-(2-thiazolyl)-1,8-naphthyridine-3-carboxylic acid and/or a pharmaceutically acceptable salt or hydrate thereof is about 75 mg/m².

25. The method of claim 19, wherein the dose of carboplatin is from about 100 mg/m² to about 400 mg/m².

26. The method of claim 19, wherein the dose of carboplatin is about 300 mg/m² once every 3 to 4 weeks.

27. The method of claim 19, wherein the dose of carboplatin is about 360 mg/m² once every 3 to 4 weeks.

28. The method of any of claims 1-27, wherein the cancer is bladder cancer, breast cancer, cervical cancer, colon cancer, esophageal cancer, head and neck cancer, liver cancer, small cell lung cancer, non-small cell lung cancer, melanoma, myeloma, neuroblastoma, ovarian cancer, pancreatic cancer, prostate cancer, renal cancer, sarcoma, skin cancer, stomach cancer, testicular cancer, thyroid cancer or uterine cancer.

29. The method of any of claims 1-27, wherein the cancer is non-small cell lung cancer, ovarian cancer or pancreatic cancer.

30. The method of any of claims 1-29, wherein the cancer is relapsed, refractory or resistant to conventional therapy.

31. The method of any one of claims 1-30, further comprising administering a therapeutically effective amount of another active agent or a support care therapy.

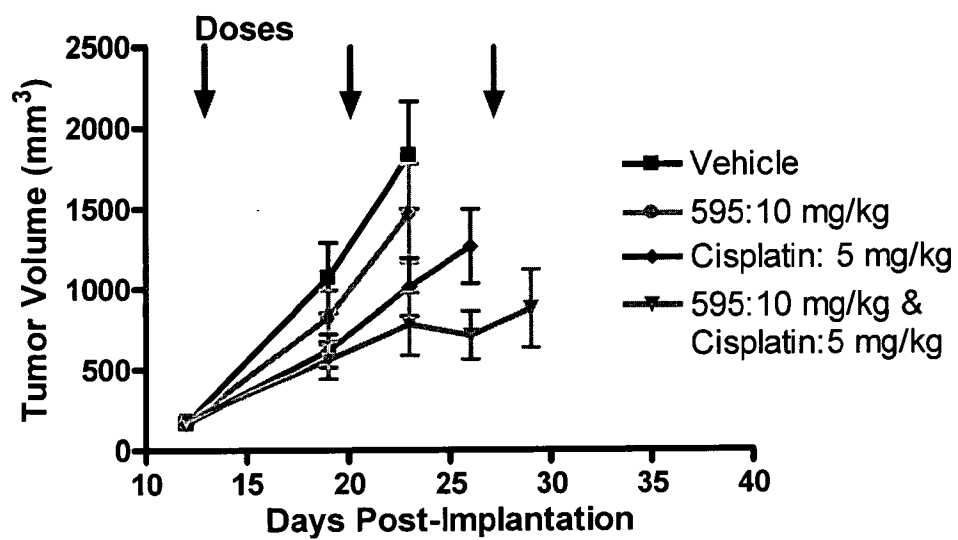
32. The method of claim 31, wherein the other active agent is a therapeutic antibody that specifically binds to a cancer antigen, hematopoietic growth factor, cytokine, anti-cancer agent, antibiotic, cox-2 inhibitor, immunomodulatory agent, immunosuppressive agent, corticosteroid or a pharmacologically active mutant or derivative thereof.

33. The method of any of claims 1-32, wherein the enantiomerically pure (+)-1,4-dihydro-7-[(3S,4S)-3-methoxy-4-(methylamino)-1-pyrrolidinyl]-4-oxo-1-(2-thiazolyl)-1,8-naphthyridine-3-carboxylic acid and/or a pharmaceutically acceptable salt or hydrate thereof thereof is administered once a week for three weeks.

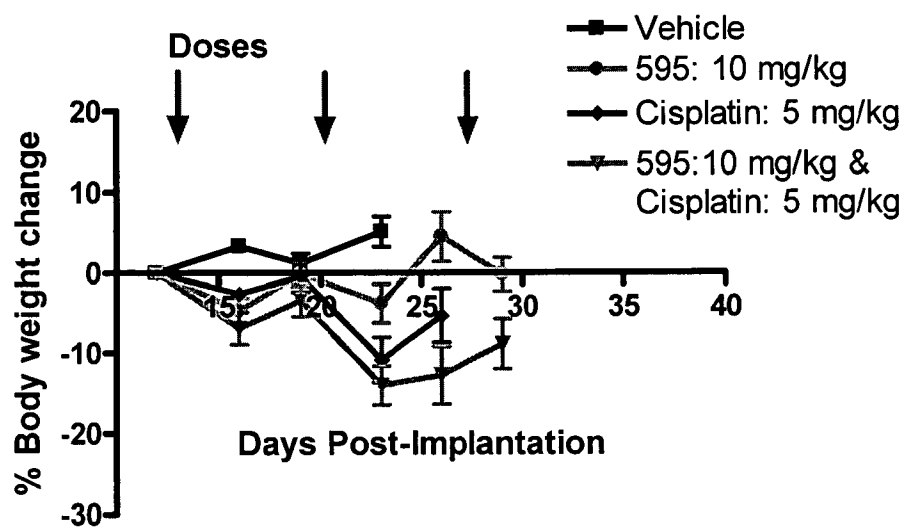
34. The method of any of claims 1-32, wherein the enantiomerically pure (+)-1,4-dihydro-7-[(3S,4S)-3-methoxy-4-(methylamino)-1-pyrrolidinyl]-4-oxo-1-(2-thiazolyl)-1,8-naphthyridine-3-carboxylic acid and/or a pharmaceutically acceptable salt or hydrate thereof thereof administered once every three weeks.

35. The method of any of claims 1-34, wherein the enantiomerically pure (+)-1,4-dihydro-7-[(3S,4S)-3-methoxy-4-(methylamino)-1-pyrrolidinyl]-4-oxo-1-(2-thiazolyl)-1,8-naphthyridine-3-carboxylic acid and/or a pharmaceutically acceptable salt or hydrate thereof thereof is administered as an IV injection.

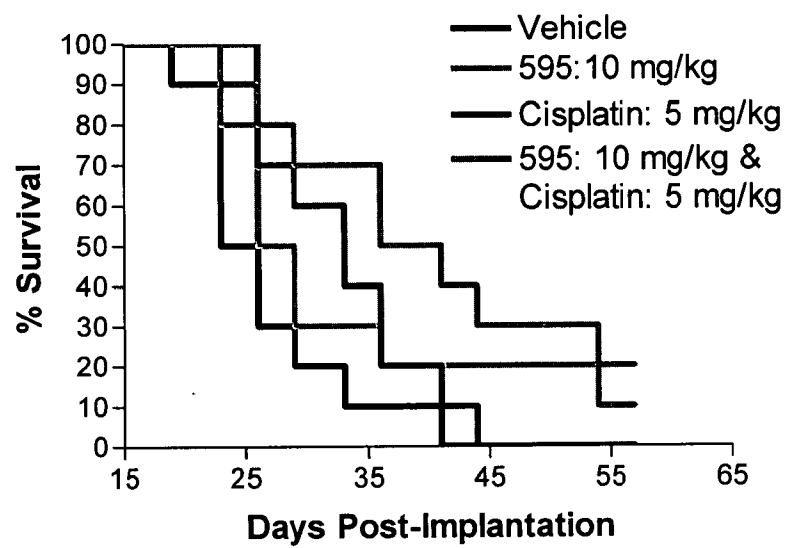
1/12

FIGURE 1

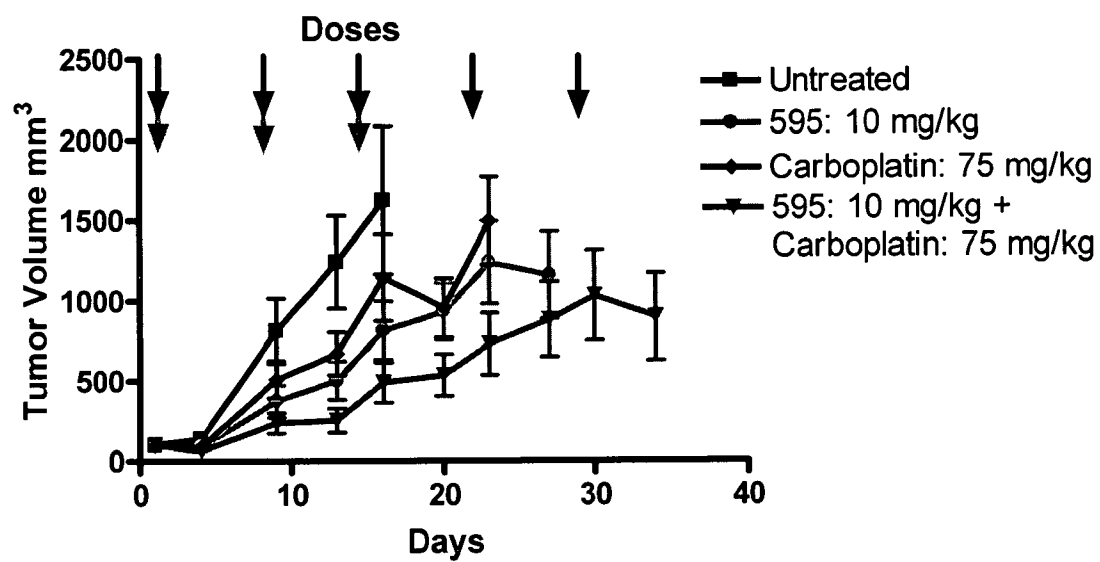
2/12

FIGURE 2

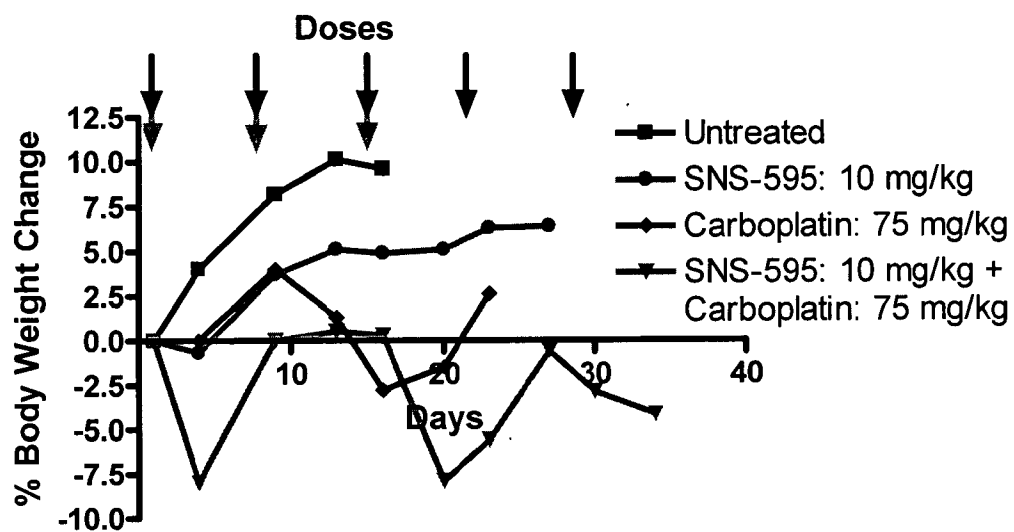
3/12

FIGURE 3

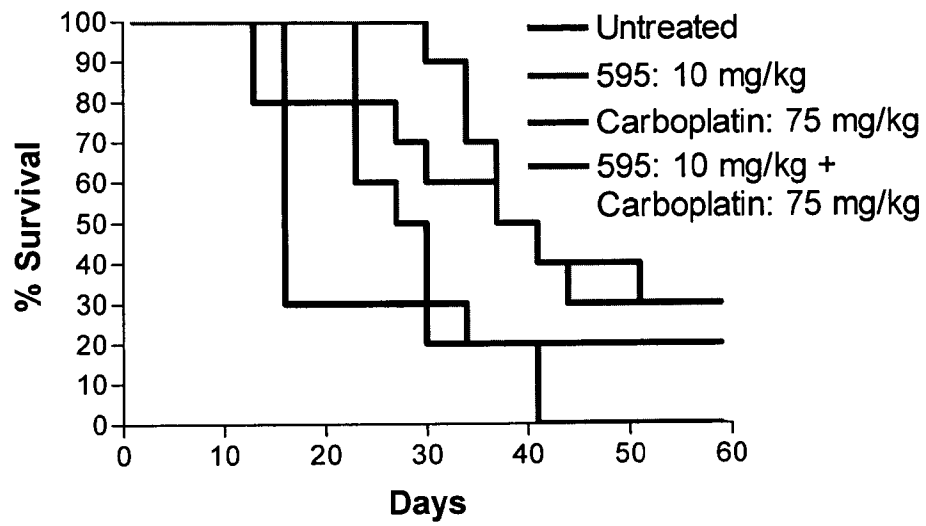
4/12

FIGURE 4

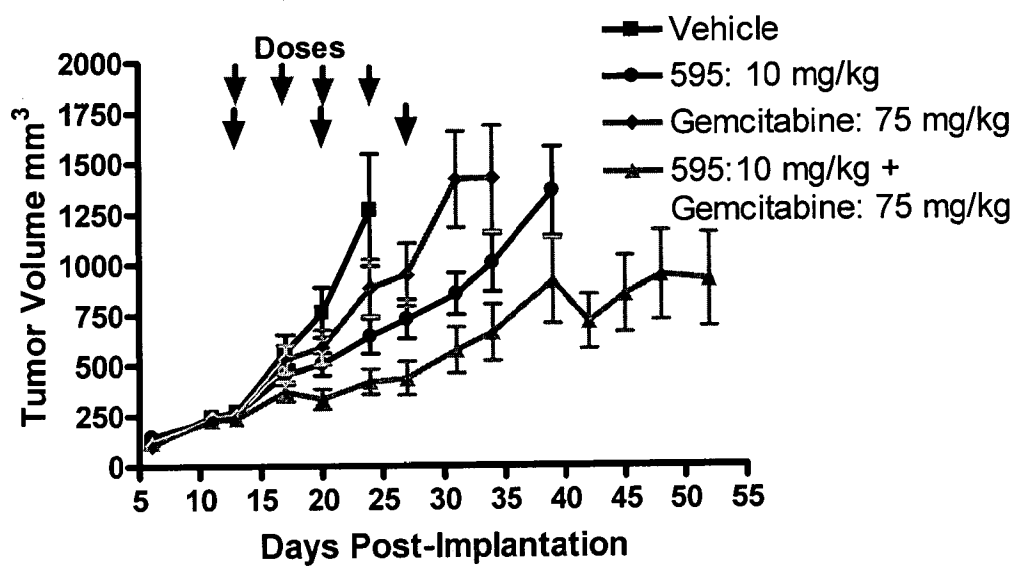
5/12

FIGURE 5

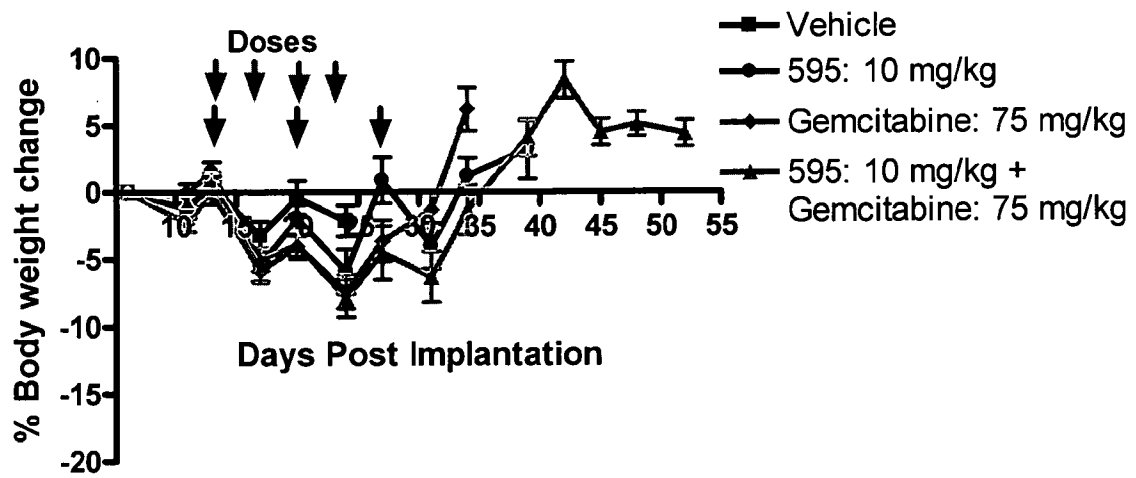
6/12

FIGURE 6

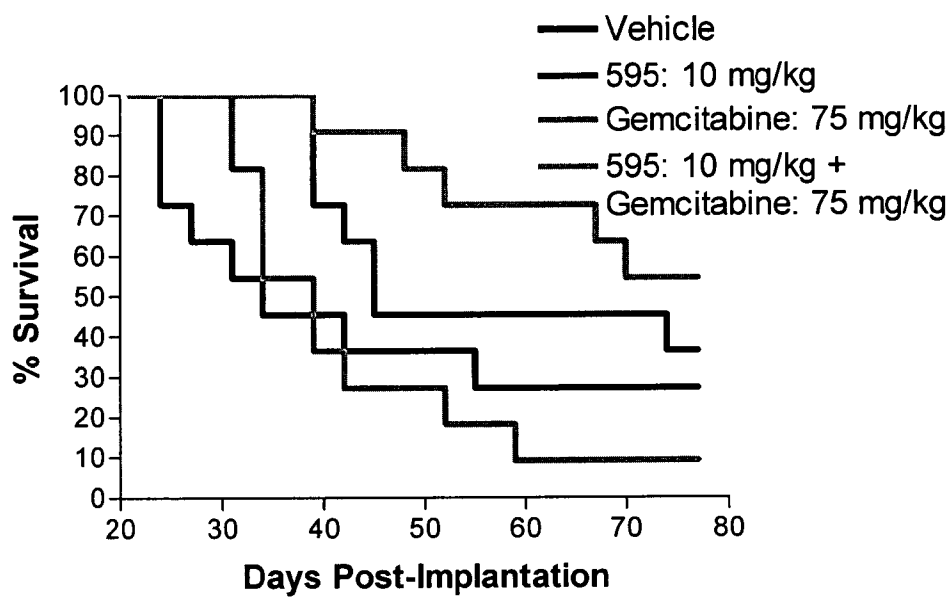
7/12

FIGURE 7

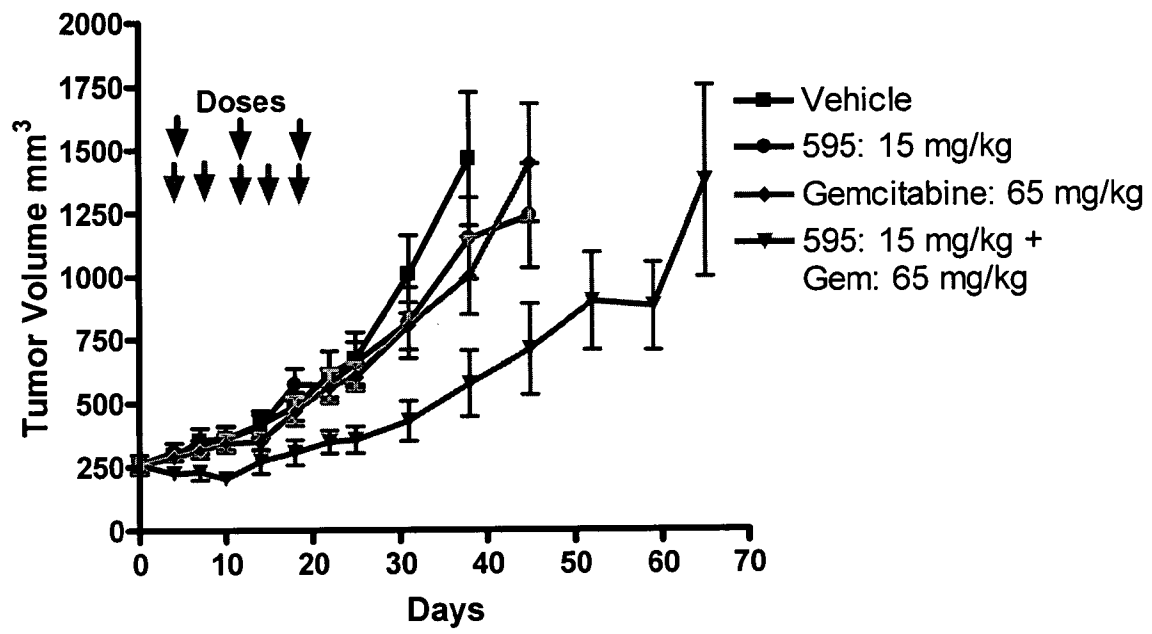
8/12

FIGURE 8

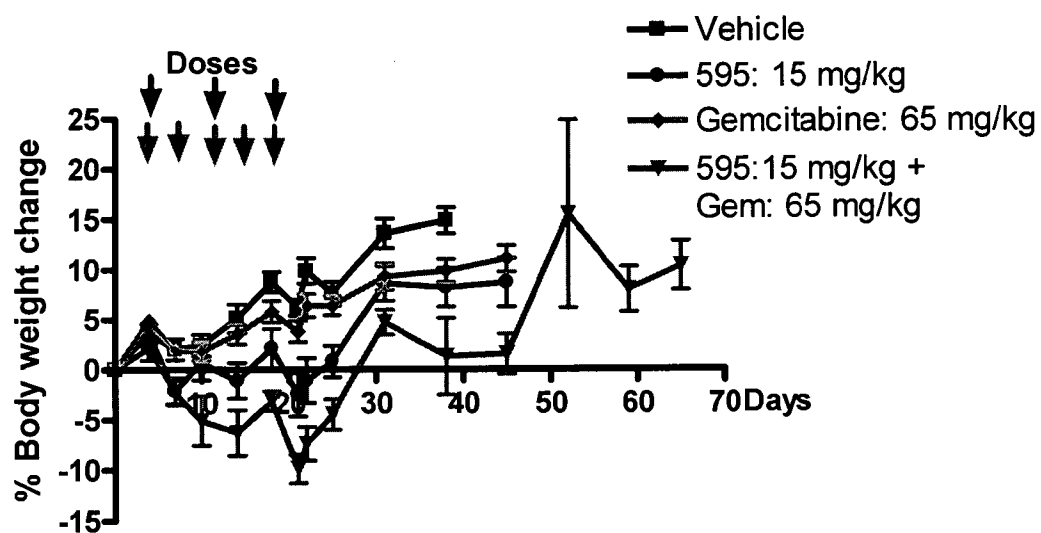
9/12

FIGURE 9

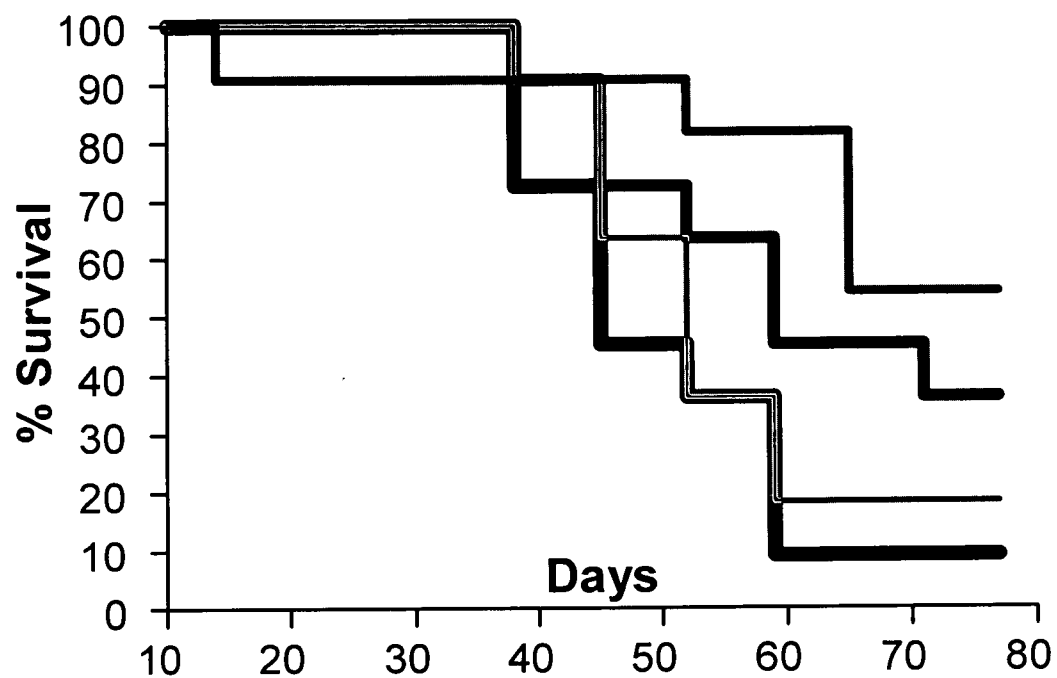
10/12

FIGURE 10

11/12

FIGURE 11

12/12

FIGURE 12

INTERNATIONAL SEARCH REPORT

International application No

PCT/US2008/011960

A. CLASSIFICATION OF SUBJECT MATTER INV. A61K31/282 A61K31/4178 A61K31/4375 A61K31/555 A61P35/00		
According to International Patent Classification (IPC) or to both national classification and IPC		
B. FIELDS SEARCHED Minimum documentation searched (classification system followed by classification symbols) A61K		
Documentation searched other than minimum documentation to the extent that such documents are included in the fields searched		
Electronic data base consulted during the international search (name of data base and, where practical, search terms used) EPO-Internal, WPI Data, EMBASE, BIOSIS, CHEM ABS Data		
C. DOCUMENTS CONSIDERED TO BE RELEVANT		
Category*	Citation of document, with indication, where appropriate, of the relevant passages	Relevant to claim No.
X	WO 2007/028171 A (SUNESIS PHARMACEUTICALS INC [US]; ADELMAN DANIEL C [US]; SILVERMAN JEF) 8 March 2007 (2007-03-08) figures 8a,8c,8d,10a-d page 11, paragraph 64 page 37, paragraph 164 page 43, paragraph 179 -----	1-35
X	WO 2005/089756 A (SUNESIS PHARMACEUTICALS INC [US]; ARKIN MICHELLE [US]; HYDE JENNIFER []) 29 September 2005 (2005-09-29) example 4; table 2 page 7, lines 11-22	1-9, 19-30, 33-35
Y	page 14, lines 1-27 ----- <div style="text-align: center;">-/--</div>	1-35
<div style="display: flex; justify-content: space-between;"> <input checked="" type="checkbox"/> Further documents are listed in the continuation of Box C. <input checked="" type="checkbox"/> See patent family annex. </div>		
<div style="display: flex; justify-content: space-between;"> <div style="width: 45%;"> <p>* Special categories of cited documents:</p> <p>*A* document defining the general state of the art which is not considered to be of particular relevance</p> <p>*E* earlier document but published on or after the international filing date</p> <p>*L* document which may throw doubts on priority claim(s) or which is cited to establish the publication date of another citation or other special reason (as specified)</p> <p>*O* document referring to an oral disclosure, use, exhibition or other means</p> <p>*P* document published prior to the international filing date but later than the priority date claimed</p> </div> <div style="width: 45%;"> <p>*T* later document published after the international filing date or priority date and not in conflict with the application but cited to understand the principle or theory underlying the invention</p> <p>*X* document of particular relevance; the claimed invention cannot be considered novel or cannot be considered to involve an inventive step when the document is taken alone</p> <p>*Y* document of particular relevance; the claimed invention cannot be considered to involve an inventive step when the document is combined with one or more other such documents, such combination being obvious to a person skilled in the art.</p> <p>*Z* document member of the same patent family</p> </div> </div>		
Date of the actual completion of the international search <div style="text-align: center;">14 January 2009</div>		Date of mailing of the international search report <div style="text-align: center;">20/01/2009</div>
Name and mailing address of the ISA/ European Patent Office, P.B. 5818 Patentlaan 2 NL - 2280 HV Rijswijk Tel. (+31-70) 340-2040, Fax: (+31-70) 340-3016		Authorized officer <div style="text-align: center;">Collura, Alessandra</div>

INTERNATIONAL SEARCH REPORT

International application No

PCT/US2008/011960

C(Continuation). DOCUMENTS CONSIDERED TO BE RELEVANT

Category*	Citation of document, with indication, where appropriate, of the relevant passages	Relevant to claim No.
Y	<p>WRIGHT JASMIN ET AL: "SNS-595 HAS SYNERGISTIC ACTIVITY IN VITRO WITH DNA DAMAGING AGENTS AND ANTIMETABOLITES" PROCEEDINGS OF THE ANNUAL MEETING OF THE AMERICAN ASSOCIATION FOR CANCER RESEARCH, NEW YORK, NY, vol. 47, 1 April 2006 (2006-04-01), page 504, XP001199686 ISSN: 0197-016X the whole document</p>	1-35
Y	<p>BURRIS ET AL: "6547 POSTER SNS-595: Preliminary results of 2 phase 2 second line studies in lung cancer" EUROPEAN JOURNAL OF CANCER. SUPPLEMENT, PERGAMON, OXFORD, GB, vol. 5, no. 4, 1 September 2007 (2007-09-01), pages 371-372, XP022333856 ISSN: 1359-6349 the whole document</p>	1-35

INTERNATIONAL SEARCH REPORT

International application No.
PCT/US2008/011960

Box No. II Observations where certain claims were found unsearchable (Continuation of item 2 of first sheet)

This international search report has not been established in respect of certain claims under Article 17(2)(a) for the following reasons:

1. ☐ Claims Nos.:
because they relate to subject matter not required to be searched by this Authority, namely:
2. ☐ Claims Nos.:
because they relate to parts of the international application that do not comply with the prescribed requirements to such an extent that no meaningful international search can be carried out, specifically:
3. ☐ Claims Nos.:
because they are dependent claims and are not drafted in accordance with the second and third sentences of Rule 6.4(a).

Box No. III Observations where unity of invention is lacking (Continuation of item 3 of first sheet)

This International Searching Authority found multiple inventions in this international application, as follows:

see additional sheet

1. ☐ As all required additional search fees were timely paid by the applicant, this international search report covers allsearchable claims.
2. ☒ As all searchable claims could be searched without effort justifying an additional fees, this Authority did not invite payment of additional fees.
3. ☐ As only some of the required additional search fees were timely paid by the applicant, this international search report covers only those claims for which fees were paid, specifically claims Nos.:
4. ☐ No required additional search fees were timely paid by the applicant. Consequently, this international search report is restricted to the invention first mentioned in the claims; it is covered by claims Nos.:

Remark on Protest

- ☐ The additional search fees were accompanied by the applicant's protest and, where applicable, the payment of a protest fee.
- ☐ The additional search fees were accompanied by the applicant's protest but the applicable protest fee was not paid within the time limit specified in the invitation.
- ☐ No protest accompanied the payment of additional search fees.

FURTHER INFORMATION CONTINUED FROM PCT/ISA/ 210

This International Searching Authority found multiple (groups of) inventions in this international application, as follows:

1. claims: 1-9, 28-35 (part)

Combination of SNS 595 and cisplatin for use in the treatment of cancer

2. claims: 10-18, 28-35 (part)

Combination of SNS 595 and gemcitabine for use in the treatment of cancer

3. claims: 19-27, 28-35 (part)

Combination of SNS 595 and carboplatin for use in the treatment of cancer

INTERNATIONAL SEARCH REPORT

Information on patent family members

International application No

PCT/US2008/011960

Patent document cited in search report		Publication date		Patent family member(s)		Publication date
WO 2007028171	A	08-03-2007	AU	2006287149 A1		08-03-2007
			EP	1931339 A1		18-06-2008
<hr/>						
WO 2005089756	A	29-09-2005	AU	2005222607 A1		29-09-2005
			AU	2005222622 A1		29-09-2005
			BR	PI0508700 A		07-08-2007
			CA	2559650 A1		29-09-2005
			CA	2559652 A1		29-09-2005
			CN	1997368 A		11-07-2007
			EP	1725233 A1		29-11-2006
			EP	1729770 A1		13-12-2006
			JP	2007529524 T		25-10-2007
			JP	2007529528 T		25-10-2007
			WO	2005089757 A1		29-09-2005
<hr/>						