



US00D409503S

United States Patent [19]
Giugiaro

[11] **Patent Number: Des. 409,503**
[45] **Date of Patent: ** May 11, 1999**

[54] **WRIST WATCH**

D. 323,127 1/1992 Kawashima D10/39
D. 365,286 12/1995 Florian D10/32
D. 365,994 1/1996 Brennan D10/32

[75] Inventor: **Giorgetto Giugiaro**, Moncalieri, Italy

[73] Assignee: **Seiko Kabushiki Kaisha**, Tokyo, Japan

[**] Term: **14 Years**

Primary Examiner—Nelson C. Holtje
Attorney, Agent, or Firm—Stroock & Stroock & Lavan LLP

[21] Appl. No.: **29/088,664**

[22] Filed: **May 29, 1998**

[57] **CLAIM**

The ornamental design for a wrist watch, as shown and described.

[30] **Foreign Application Priority Data**

Dec. 1, 1997 [JP] Japan 9-77073

DESCRIPTION

[51] **LOC (6) Cl.** **10-01**

[52] **U.S. Cl.** **D10/32; D10/39**

[58] **Field of Search** D10/1-40, 122,
D10/132; D11/3-25; 63/1.1, 3, 5, 11; 368/276-277,
280-282, 285

FIG. 1 is a perspective view of the wrist watch in accordance with the present invention;
FIG. 2 is a front elevational view of the wrist watch;
FIG. 3 is a right side view of the wrist watch;
FIG. 4 is a rear elevational view of the wrist watch;
FIG. 5 is a left side view of the wrist watch;
FIG. 6 is a top plan view of the wrist watch;
FIG. 7 is a bottom plan view of the wrist watch; and,
FIG. 8 is a cross-sectional view of the wrist watch taken along line 8—8 in FIG. 2.

[56] **References Cited**

U.S. PATENT DOCUMENTS

D. 317,264 6/1991 Fong D10/32

1 Claim, 3 Drawing Sheets

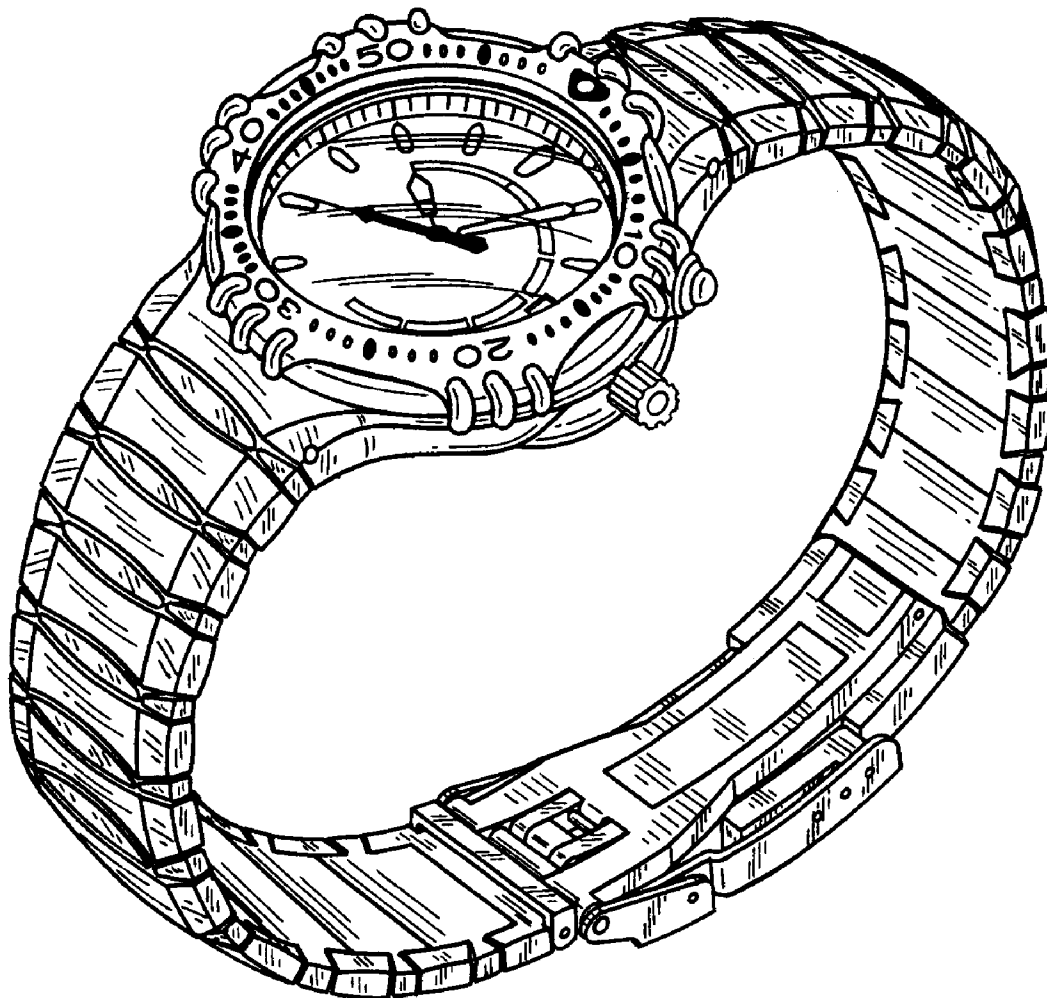


FIG. 1

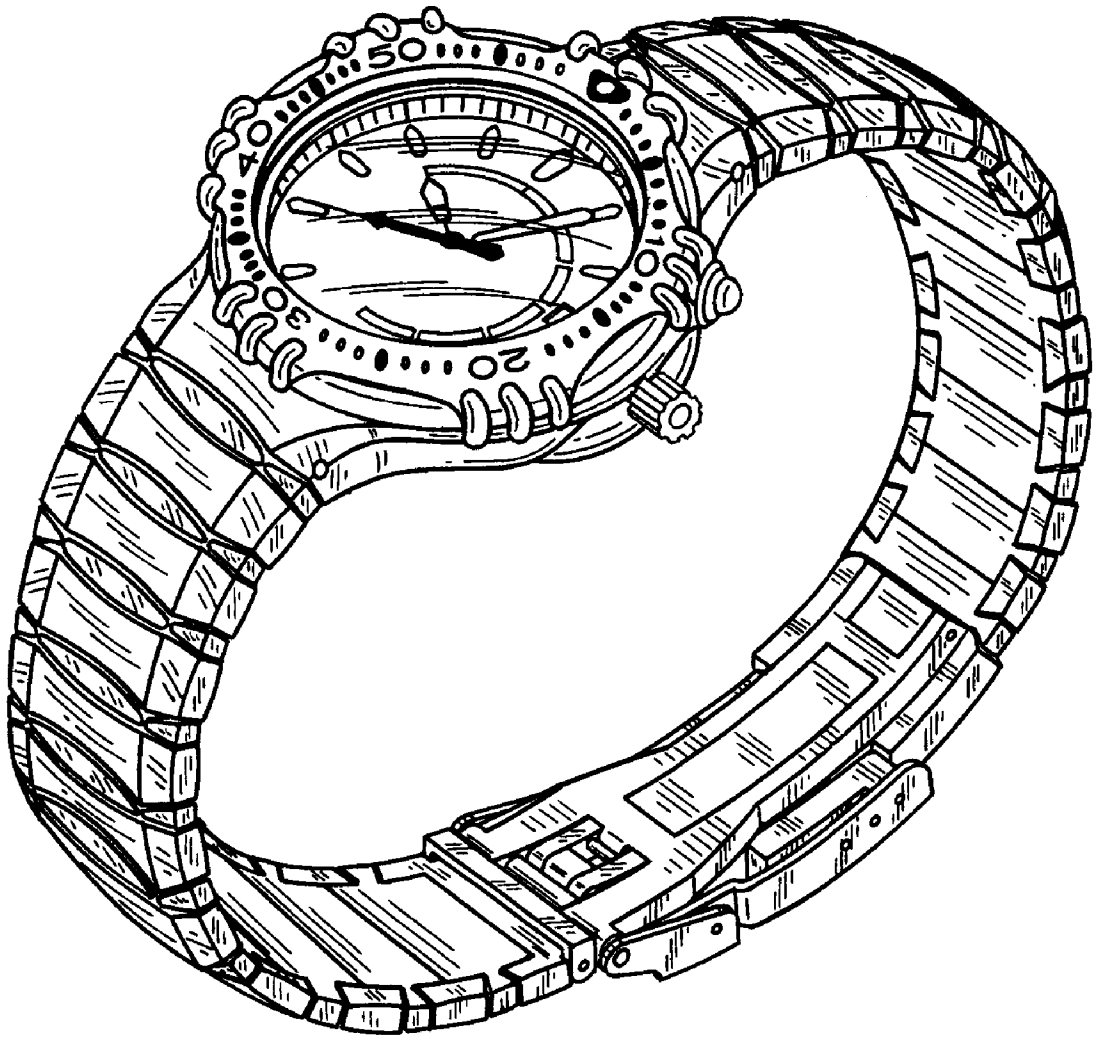


FIG. 2



FIG. 3

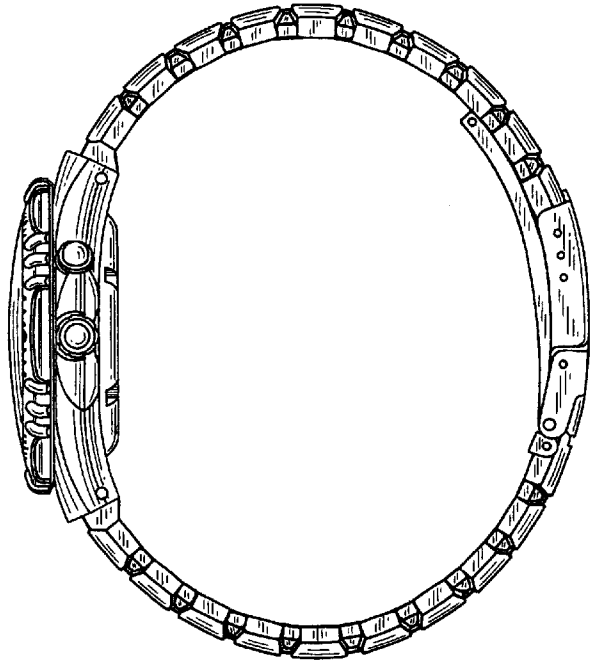


FIG. 4

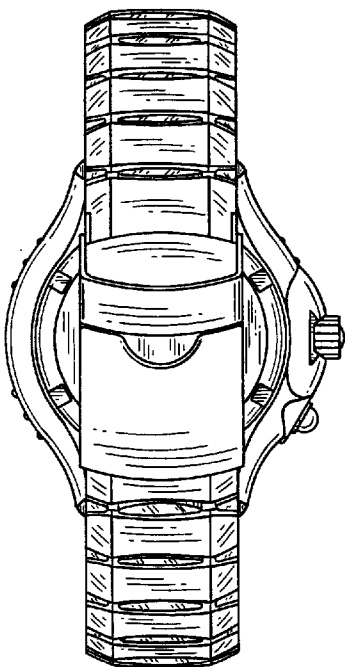


FIG. 5

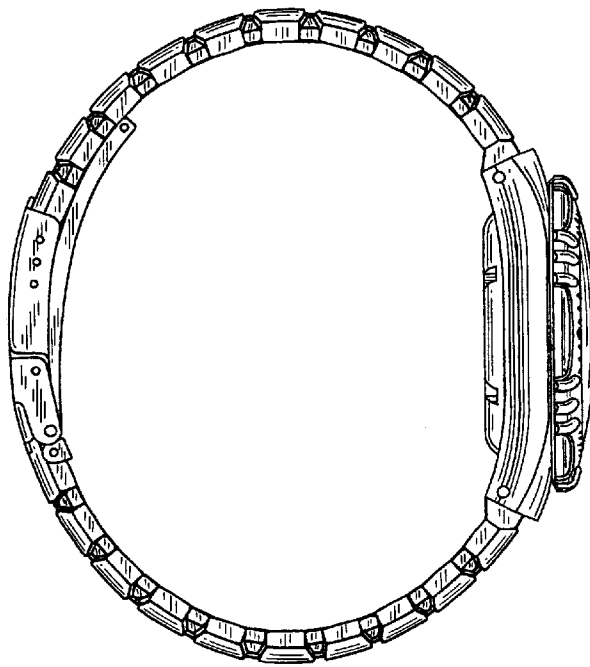


FIG. 6

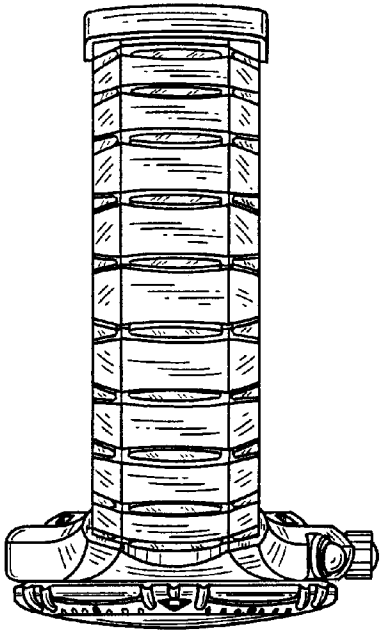


FIG. 7

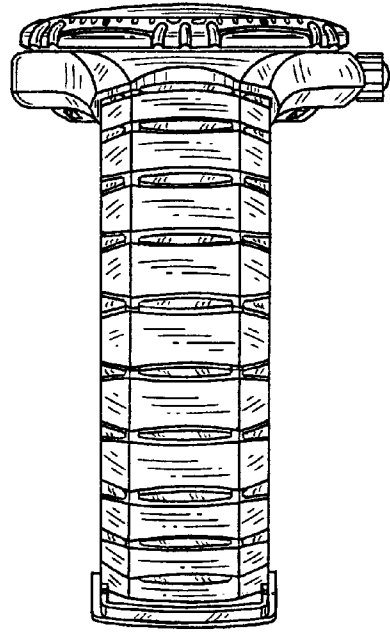


FIG. 8

