



US00D359554S

United States Patent [19]

[11] Patent Number: **Des. 359,554**

Dansereau et al.

[45] Date of Patent: **** Jun. 20, 1995**

[54] **TABLET**

462,990 11/1891 Oppenheimer 424/451
2,584,166 2/1952 Stevenson et al. D24/100 X

[75] Inventors: **Richard J. Dansereau**, Sherburne;
Christopher R. Calhoun, Norwich,
both of N.Y.

[73] Assignee: **The Procter & Gamble Company**,
Cincinnati, Ohio

[**] Term: **14 Years**

[21] Appl. No.: **26,882**

[22] Filed: **Feb. 23, 1994**

OTHER PUBLICATIONS

Drug Standards tablet and capsule shapes, p. 126, Sep.-Oct. 1959.

Physicians' Desk Reference, Zorprin® p. 406, Vicodin ES® p. 413, Theolair™ regular-release tablets p. 416, Demem® hydrochloride tablets p. 435, 44th ed, 1990.

Physicians' Desk Reference, Phenergan®, p. 439, 34th ed., 1980.

Primary Examiner—Melanie H. Tung

Attorney, Agent, or Firm—Ronald W. Kock; Kevin C. Johnson; Eileen L. Hughett

Related U.S. Application Data

[63] Continuation of Ser. No. 801,824, Dec. 2, 1991, abandoned.

[52] U.S. Cl. **D24/101**

[58] Field of Search D24/100-104;
424/451, 457, 464, 468-470, 472, 474; D28/8.1,
8.2

[57] **CLAIM**

The ornamental design for a tablet, as shown and described.

[56] **References Cited**

U.S. PATENT DOCUMENTS

D. 31,133	7/1899	Lantz .	
D. 213,873	4/1969	Bryan	D24/101
237,861	2/1881	Hare .	
D. 255,727	7/1980	Grodin	D28/8.1
D. 258,091	1/1981	Reed et al.	D28/2
D. 285,490	9/1986	Tovey	D24/101
D. 301,764	6/1989	Contractor et al.	D28/2
D. 302,051	7/1989	Contractor et al.	D28/2
D. 304,626	11/1989	Contractor et al.	D28/2

DESCRIPTION

FIG. 1 is a top plan view of a tablet showing our new design;

FIG. 2 is a front elevational view thereof;

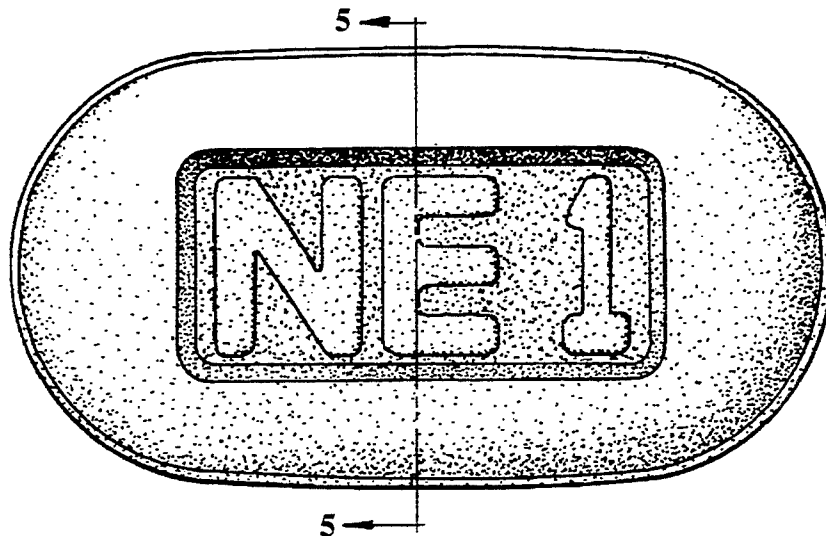
FIG. 3 is a right side elevational view thereof, the left side elevational view being the same in appearance;

FIG. 4 is a bottom plan view thereof;

FIG. 5 is a sectioned right side elevation view thereof, taken along section line 5-5 of FIG. 1;

FIG. 6 is a sectioned front elevation view thereof, taken along section line 6-6 of FIG. 3; and,

FIG. 7 is a rear elevational view thereof.



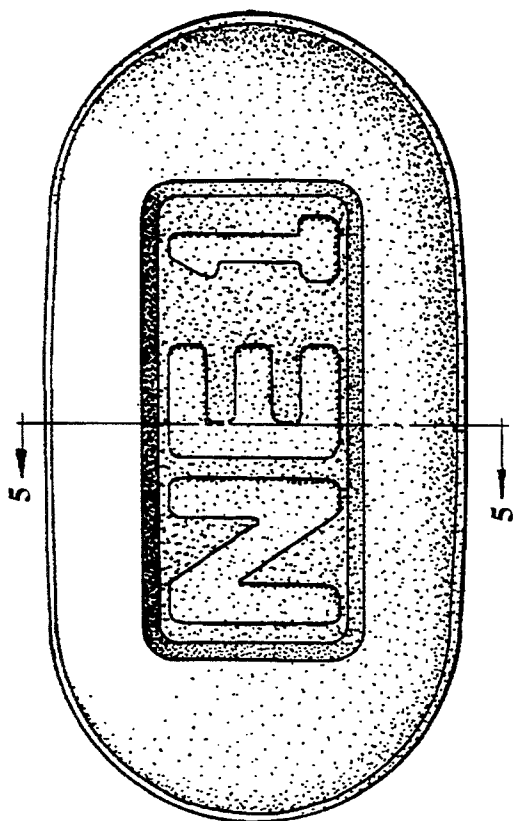


Fig. 1

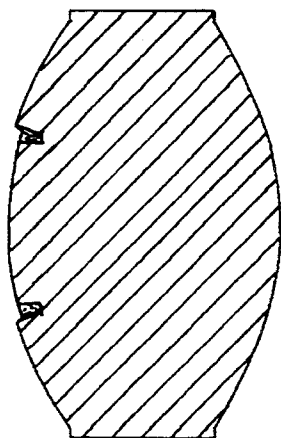


Fig. 5

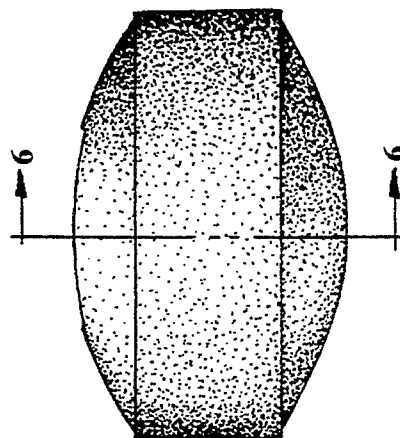


Fig. 3




Fig. 2

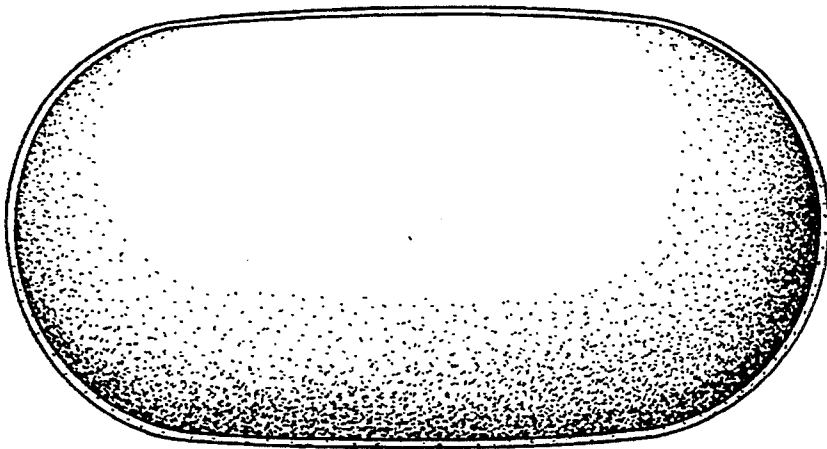


Fig. 4

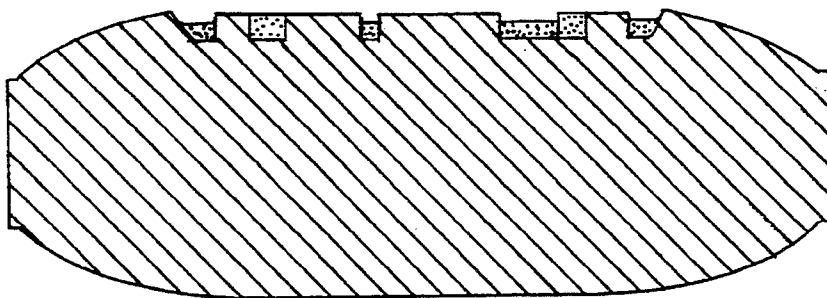


Fig. 6

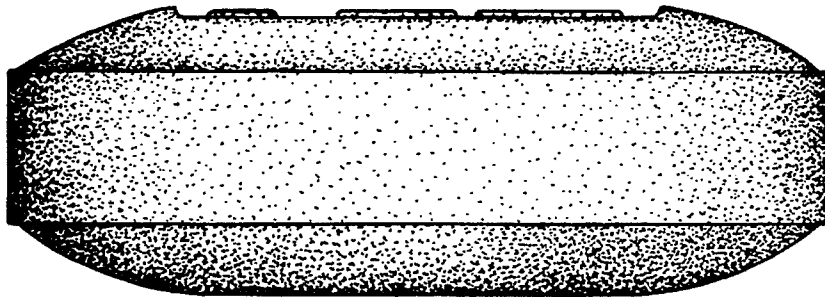


Fig. 7