

[54] **COMBINED TRACTOR, TRAILER, HELICOPTER AND VEHICLE TOY**

[76] Inventor: **Jay W. Marden**, 18795 SW. 216th St., Miami, Fla. 33170

[\*\*] Term: **14 Years**

[21] Appl. No.: **819,596**

[22] Filed: **Jul. 27, 1977**

[51] Int. Cl. .... **D21-01**

[52] U.S. Cl. .... **D21/134; D21/85**

[58] Field of Search ..... **D34/15 AJ; 46/201, 202, 46/204, 205, 206, 207, 208, 209, 214, 75; D34/15 KK, 15 MM, 15 AM; D21/128, 140, 134, 135, 85**

[56] **References Cited**

**U.S. PATENT DOCUMENTS**

3,594,951 7/1971 **Perhacs** ..... **46/202**

**FOREIGN PATENT DOCUMENTS**

9615 9/1956 **Fed. Rep. of Germany** ..... **46/202**

**OTHER PUBLICATIONS**

*Playthings*, 11-1976, p. 7, Tractor Trailer at "A".  
*Wiking, Flier*, 1972, front cover, Toy Vehicle at "A".  
*Plastic Toy & Novelty Corp. Cat.*, 1966, p. 5, "Auto Transport".  
*Sears 1976 Wish Book*, p. 444, Toy Transport at top of page.

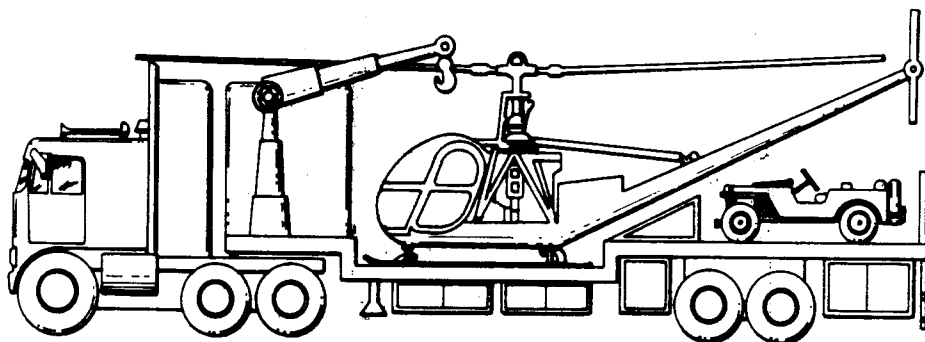
*Primary Examiner*—Joel Stearman  
*Assistant Examiner*—Charles A. Rademaker  
*Attorney, Agent, or Firm*—George H. Baldwin

[57] **CLAIM**

The ornamental design for a combined tractor, trailer, helicopter and vehicle toy, substantially as shown.

**DESCRIPTION**

FIG. 1 is a right side elevational view of a combined tractor, trailer, helicopter and vehicle toy showing my new design;  
 FIG. 2 is a left side elevational view thereof;  
 FIG. 3 is a top plan view thereof;  
 FIG. 4 is a bottom plan view thereof;  
 FIG. 5 is a front elevational view thereof; and  
 FIG. 6 is a rear elevational view thereof.



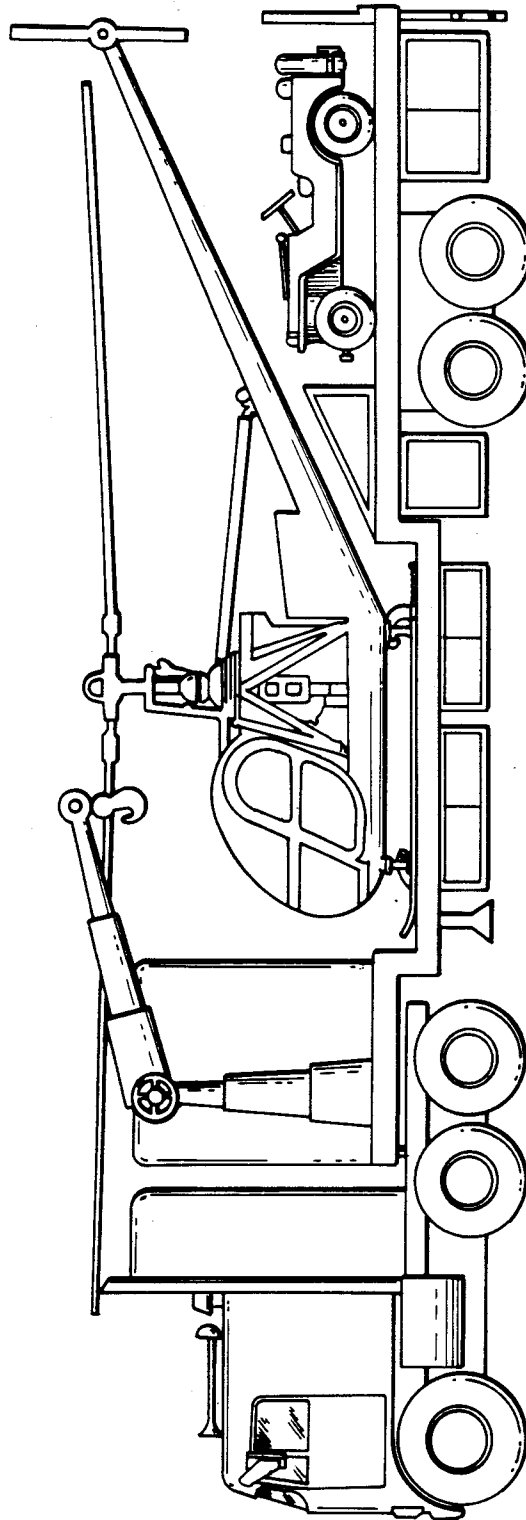


Fig. 1

Fig. 2

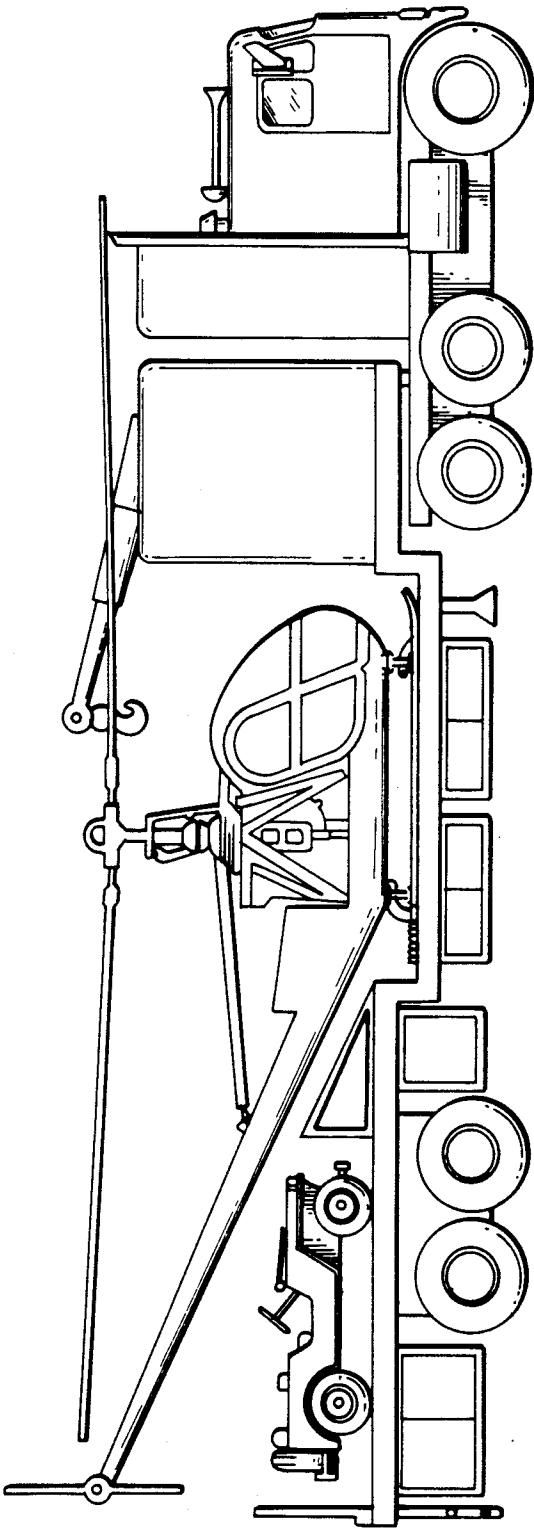


Fig. 3

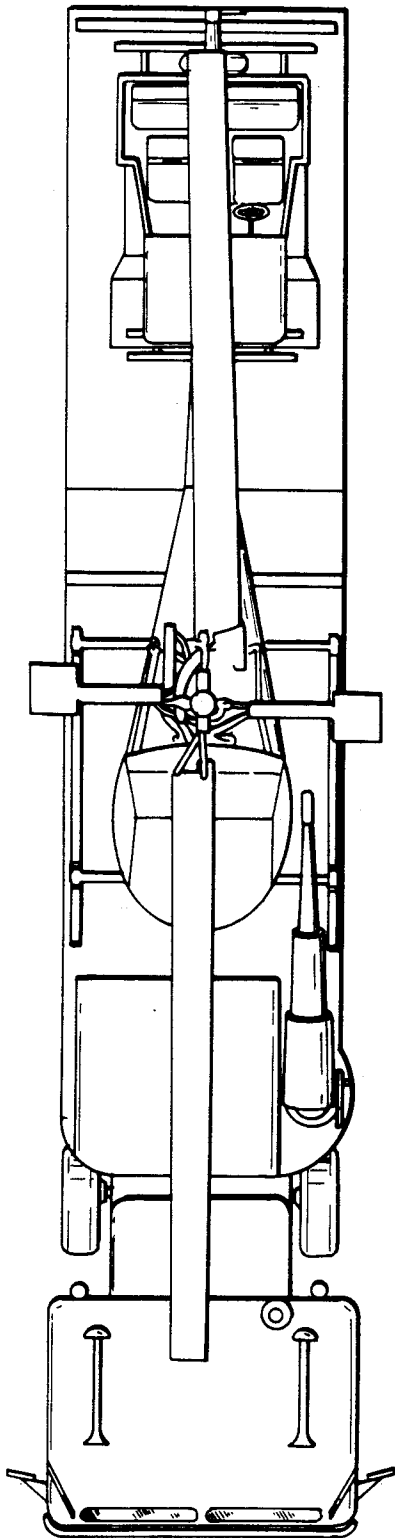
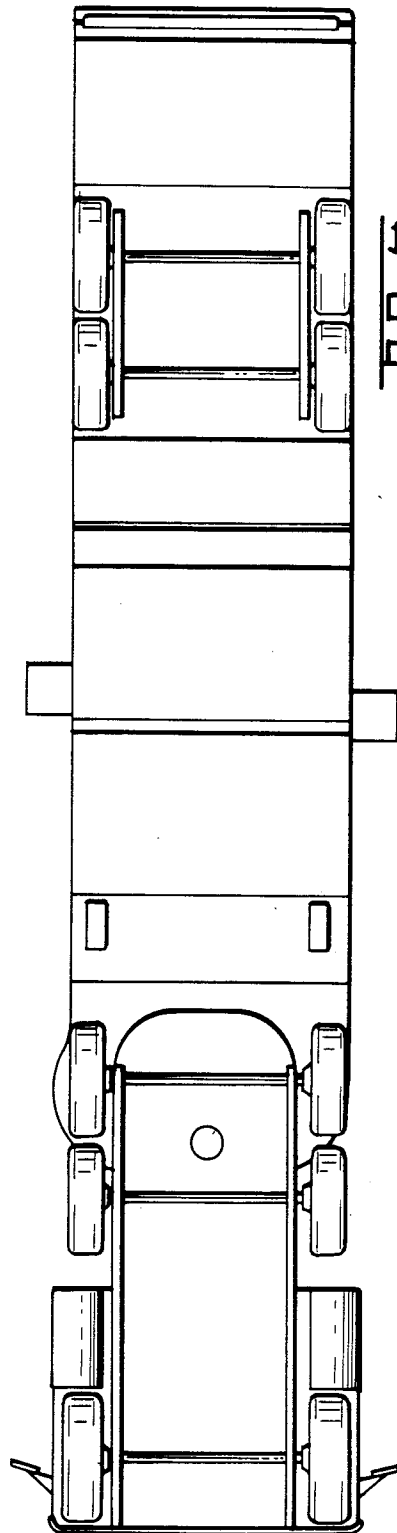


Fig. 4






Fig. 7




Fig. 6