

(19) World Intellectual Property Organization
International Bureau



(43) International Publication Date
6 September 2002 (06.09.2002)

PCT

(10) International Publication Number
WO 02/069249 A1

(51) International Patent Classification⁷: **G06K 9/46**

(21) International Application Number: PCT/US02/05857

(22) International Filing Date: 21 February 2002 (21.02.2002)

(25) Filing Language: English

(26) Publication Language: English

(30) Priority Data:
09/788,852 21 February 2001 (21.02.2001) US

(71) Applicant and

(72) Inventor: **CAMPBELL, Shannon, R.** [US/US]; 14561
Colonial Drive, Westminster, CA 92683 (US).

(74) Agent: **SCOTT, Gene**; Patent Law & Venture Group, 3151
Airway Avenue, Suite K-105, Costa Mesa, CA 92626-4613
(US).

(81) Designated States (national): AE, AG, AL, AM, AT, AU,
AZ, BA, BB, BG, BR, BY, BZ, CA, CH, CN, CO, CR, CU,

CZ, DE, DK, DM, DZ, EC, EE, ES, FI, GB, GD, GE, GH,
GM, HR, HU, ID, IL, IN, IS, JP, KE, KG, KP, KR, KZ, LC,
LK, LR, LS, LT, LU, LV, MA, MD, MG, MK, MN, MW,
MX, MZ, NO, NZ, OM, PH, PL, PT, RO, RU, SD, SE, SG,
SI, SK, SL, TJ, TM, TN, TR, TT, TZ, UA, UG, US, UZ,
VN, YU, ZA, ZM, ZW.

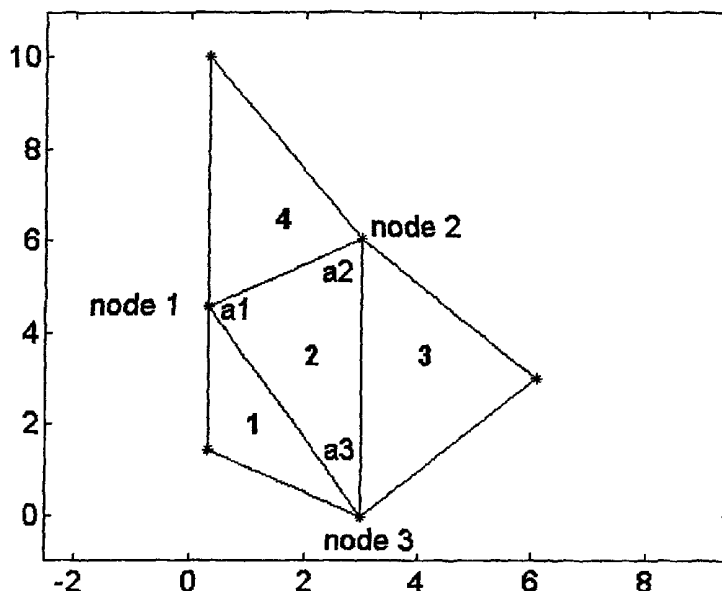
(84) Designated States (regional): ARIPO patent (GH, GM,
KE, LS, MW, MZ, SD, SL, SZ, TZ, UG, ZM, ZW),
Eurasian patent (AM, AZ, BY, KG, KZ, MD, RU, TJ, TM),
European patent (AT, BE, CH, CY, DE, DK, ES, FI, FR,
GB, GR, IE, IT, LU, MC, NL, PT, SE, TR), OAPI patent
(BF, BJ, CF, CG, CI, CM, GA, GN, GQ, GW, ML, MR,
NE, SN, TD, TG).

Published:

- with international search report
- before the expiration of the time limit for amending the
claims and to be republished in the event of receipt of
amendments

For two-letter codes and other abbreviations, refer to the "Guid-
ance Notes on Codes and Abbreviations" appearing at the begin-
ning of each regular issue of the PCT Gazette.

(54) Title: A METHOD FOR MATCHING SPATIAL PATTERNS



(57) **Abstract:** A method for matching the spatial relationships between an input set of feature points and a template set of feature points, where a feature point consists of a location in space and a label describing the feature at that location. A tessellation over the feature point locations is performed (Fig.5). Next, a search identifies polyhedra (Fig.5, triangle 2) that have similar contents, the contents being the angles and labels associated with feature points of the polyhedra (Fig.5, nodes 1,2 and 3). Once a match is found, then appropriate adjacent and neighbouring polyhedra (Fig.5, triangles 1, 3 and 4) are examined. Because this matching method is based on similarities in node angles and labels, it is independent of transformations in position, rotation and scale if the angles in the polyhedra created by the tessellation are position, rotation, and scale invariant.

TITLE: A method for matching spatial patterns

CROSS-REFERENCE TO RELATED APPLICATIONS: U.S. application serial number 09/788,852, filed 2/21/2001, now pending.

5

BACKGROUND OF THE INVENTION

RELATED ART

- 10 This invention relates to the fields of visual pattern recognition, object recognition, image registration, and the matching of spatial patterns in two or more dimensions.

References Cited

- | | | | | |
|----|----------------|------------|-------------|---------|
| | U.S. 4,783,829 | Nov., 1988 | Akira et al | 382/199 |
| 15 | U.S. 4,891,762 | Jan., 1990 | Chotiros | 701/223 |
| | U.S. 6,181,806 | Jan., 2001 | Kado et al | 382/100 |

- S. E. Palmer, "Vision Science, Photons to Phenomenology", MIT Press, Cambridge Mass., 1999. S. Ullman, "High-level Vision: Object recognition and visual cognition",
 20 MIT Press, Cambridge Mass., 1996. H. Bunke and B.T. Messmer, "Recent advances in graph matching", Int. J. Patt. Recog. Art. Intell., Vol. 11, No. 1, pp. 169-203, Feb. 1997.
 J. R. Ullmann, "An Algorithm for Subgraph Isomorphism", J. Assoc. Comput. Mach., Vol. 23, No. 1, pp. 31-42, 1976.

- 25 L. Shapiro and R. M. Haralick, "A metric for comparing relational descriptions", IEEE Patt. Anal. Mach. Int. Vol. 7, pp. 90-94, 1985.

- J. E. Hummel and I. Biederman, "Dynamic binding in a neural network for shape recognition", Psych. Rev., Vol. 99, pp. 480-517, 1992.

30

- N. Ahuja, "Dot pattern processing using Voronoi Neighbourhoods", IEEE Patt. Anal. Mach. Int. Vol. 4, pp. 336-343, 1982.

Y.-W. Chiang and R.-C. Wang, "Seal identification using the Delaunay tessellation", Proc. Nat. Sci. Council, Rep. of China, Part A: Physical Sci. and Eng., Vol. 22, No. 6, pp. 751-757, Nov 1998.

5

G. Weber, L. Knipping, and H. Alt, "An application of point pattern matching in astronautics", J. Symb. Comp., Vol. 17, No. 4, pp. 321-340, 1994.

M. Sambridge, J. Braun, and H. McQueen, "Geophysical parameterization and interpolation of irregular data using natural neighbors", Geophysical Journal International, Vol. 122, pp. 837-857, 1995.

Much work has been done in object recognition. S. E. Palmer's, "Vision Science, Photons to Phenomenology", MIT Press, Cambridge Mass., 1999, and S. Ullman's "High-level Vision: Object recognition and visual cognition", MIT Press, Cambridge Mass., 1996, are works that contain more specific references to some of the basic topics on pattern recognition mentioned in this section.

Some useful pattern recognition algorithms are based on template matching. A basic description of template matching is as follows. A 'square' template is a binary array: the edges of the square are given a value of '1' and the background and central portion of the square are given a value of '0'. The edges of an input object are found and compared to the 'square' template. If the position, shape, orientation, and scale of the input object are very near to that of the 'square' template, then a correlation of the input object with the 'square' template yields a high value indicating a match. If the input object is a square, but is at a slightly different position, orientation, or scale, template matching fails. How to match identical patterns that are transformed in position, rotation, and scale is a currently unsolved problem in the field of pattern recognition.

Other object recognition algorithms have been based on analysis of the Fourier spectra of objects. These algorithms are rotation invariant, but are not scale invariant. A specific problem with this approach is that often the entire image is used and objects are not

segmented prior to analysis. Thus information about multiple objects is sometimes included in the Fourier spectra. Furthermore, if half of the object is occluded, this method of shape matching fails because large scale features, or low frequency components, will be different from those stored in the matching template.

5

One can also approximate the shape of an object using Fourier components. Fourier components are able to represent single closed contours efficiently using the coefficients of periodic functions. A measure for the distance between the two vectors containing those coefficients is used to determine a match. This approach is rotation invariant, but
10 not scale invariant. Furthermore, it does not represent complex two dimensional objects readily.

Another approach is structural descriptions. Structural descriptions are interesting because they have the potential to perform position, rotation, and scale invariant pattern
15 recognition. Structural descriptions consist of graphs in which the nodes indicate some feature of the object and the connections between nodes indicate spatial relationships such as up, down, right, left, top, bottom, and middle. For example, S. E. Palmer, in his book "Vision Science, Photons to Phenomenology", MIT Press, Cambridge Mass., 1999, pp. 394, presents a structural graph for the letter 'A'. The graph for this object contains
20 12 nodes and 14 edges. This is a surprisingly complex graph for such a simple object. The relationship between the complexity of the object and the size of the resulting graph is unknown. Furthermore, one can construct different graphs for this object. To date, there is no consistent and automatic method of generating these structural graphs.

25 Another complication of structural graphs is that matching graphs is itself a complex problem. For examples of various approaches to the graph matching problem in the computer vision domain, see H. Bunke and B.T. Messmer, "Recent advances in graph matching", Int. J. Patt. Recog. Art. Intell., Vol. 11, No. 1, pp. 169-203, Feb. 1997, J. R. Ullmann, "An Algorithm for Subgraph Isomorphism" J Assoc. Comput. Mach., Vol. 23,
30 No. 1, pp. 31-42, 1976, and L. Shapiro and R.M. Haralick, "A metric for comparing relational descriptions", IEEE Patt. Anal. Mach. Int. vol. 7, pp. 90-94, 1985. All of these

works contain algorithms that are complex and time consuming for objects with more than a few edges and nodes.

- Other researchers have tried to encode spatial relationships with neural networks. J. E. Hummel and I. Biederman, "Dynamic binding in a neural network for shape recognition", *Psych. Rev.*, Vol. 99, pp. 480-517, 1992, use neural networks to encode spatial relationships between geons in the RBC (recognition by components) theory of object recognition. These neural networks encode features such as location, orientation, and scale. While this system works for simple objects, it is unclear how the system performs on multiple objects that contain many features. This is because the system has limited capability in representing different locations, orientations, and scale. Therefore the system may fail when making fine distinctions between objects with large numbers of features.
- Several other researchers use a rigid mathematical procedure (e.g. Voronoi tessellation, Delaunay triangulation, Gabriel graphs, and minimal spanning trees) to create graphs from feature points and then perform graph matching. N. Ahuja, in his paper, "Dot pattern processing using Voronoi Neighbourhoods", *IEEE Patt. Anal. Mach. Int.* Vol. 4, pp. 336-343, 1982, suggests a relaxation labeling method to perform matching of dot patterns using Voronoi tessellation, a method both complex and time consuming for large objects. In Y.-W. Chiang and R.-C. Wang, "Seal identification using the Delaunay tessellation", *Proc. Nat. Sci. Council, Rep. of China, Part A: Physical Sci. and Eng.*, Vol. 22, No. 6, pp. 751-757, Nov 1998, the authors match histograms of the areas of resulting Delaunay triangles to recognize Chinese Seals. In G. Weber, L. Knipping, and H. Alt, "An application of point pattern matching in astronautics", *J. Symb. Comp.*, Vol. 17, No. 4, pp. 321-340, 1994, the authors use a Delaunay triangulation between stars and then look for matches in the slope and length of edges between pairs of stars, thus their algorithm is not rotation or scale invariant. A similar matching method is proposed in N.P. Chotiros' U.S. patent no. 4,891,762 entitled "Method and apparatus for tracking, mapping and recognition of spatial patterns". Chotiros' algorithm matches only lengths of edges in a Delaunay triangulation and thus achieves invariant matching with respect to rotation, but not with respect to scale.

In U.S. patent no. 6,181,806 issued to Kado et al, entitled "Apparatus for identifying a person using facial features", a method is described for recognizing faces based on matching the brightness of patches of an object with those stored in memory. The authors
5 use triangles as the patches, but they do not use angle information, or adjacency relationships to perform spatial matching of a triangular network. Their algorithm is not scale or rotation invariant.

In Akira et al, U.S. patent no. 4,783,829 entitled "Pattern Recognition Apparatus", the
10 authors propose a method which matches polygons that are similar in area, thus creating an algorithm that is not scale invariant.

BRIEF SUMMARY OF THE INVENTION

15 My method is based on matching of polyhedra and their appropriate adjacent and neighboring polyhedra in a tessellation of feature points. For concreteness, let the tessellation be the Delaunay triangulation in two dimensions and let us consider image data. Feature points consist of the position of the feature and labels describing that feature. The labels can be 'corner', 'line termination', or any other description of an
20 image feature. The method then performs a search for matching triangles between the Delaunay triangulation of input feature points and the Delaunay triangulation of template feature points stored in memory. Triangles match if there is sufficient similarity in the angles and labels associated with each node, or feature point, in the triangle. Matching a single triangle represents the significant event of matching three node labels and their
25 spatial relationships. A positive match between the angles and nodes of one triangle and its three adjacent triangles results in a total of twelve matching angles and six node labels. This is a highly discriminating and therefore useful method for performing spatial pattern recognition. Additional neighboring triangles can be examined for increased confidence of match. This method is capable of performing spatial pattern matching
30 independent of transformations in position, rotation, and scale. Most other pattern recognition techniques do not have these properties. Lastly, a high probability of match

can be achieved using a small set of adjacent and neighboring triangles and is capable of yielding a positive match even if the object is significantly occluded.

The present invention is useful in character recognition as for: kanji, Cyrillic, Arabic,
5 Chinese, Korean, Japanese, and others. Other applications include: Matching of stellar patterns for telescope aiming, matching of patterns for target recognition, and matching of patterns for robot navigation. Biometric applications include matching of biological data for identification of individuals, such as matching of facial features, matching retinal features, matching iris features, and matching fingerprint features. Recognition of
10 manmade objects such as tools for robotic applications. Recognition of spatial features in three and higher dimensions for datasets in these dimensions. Matching and recognition of spatial relationships of MRI data, CT data, ultrasound data, range data. Matching of scan patterns placed on consumer goods. Matching of features from surfaces embedded in three dimensions, for example, the features of a face are located on a surface in three
15 dimensions. Matching spatial relationships found in words. Matching of electrophoresis gels for DNA or other biologically related data. The present invention can be used for highly accurate matching of features to determine if a bill is counterfeit or not. The present invention can be used to determine differences between similarly sized coins. Use in recognition of textures. Recognition of manmade objects such as cars, forks,
20 machined pieces. Applications in industry arise in precise measurements of the spatial relationships of parts and pieces of an item for quality control. Use in recognition of three dimensional objects such as proteins. Medical applications such as matching shapes of cells, identification of cells in urine, blood, or other tissue samples. Use in identification of spatial relationships between body parts in MRI data. This algorithm
25 has applications for matching patterns in non-spatial dimensions. For example, in voice recognition, the feature points may lie in dimensions of time and frequency, and recognizing features in these dimensions is necessary. This algorithm can be used in spatial-temporal recognition such as sign language, gesture recognition, recognition of specific motion forms including but not limited to tennis or golf swings, recognition of
30 behavioral motion patterns in humans, rats, mice, fish, and other animals. Applications exist in recognizing patterns in data. Data mining applications exist such as finding relationships in patterns in how individuals buy groceries. Stereoscopic matching, image

registration, and morphing from one image to another are other applications. This algorithm should also find applications in image compression. Known objects may be compressed to a list of features, their positions and angular relationships instead of a large number of pixel color values. There are many ways to create tessellations. For example, we note the several common forms of tessellation: the Voronoi tessellation, the Delaunay triangulation, and the Delaunay triangulation with constraints, such as minimum weight triangulation, angular balanced triangulation, area balanced triangulation. Also many forms of tessellation are grouped under the generic labels of unstructured grid generation, mesh generation, triangulations based on quadrees, or polyhedralization based on octrees, quadrangulation, hierarchical adaptive tessellation, adaptive polygonal tessellation, and Steiner tetrahedralization. Many of these algorithms have equivalents in three and higher dimensions.

BRIEF DESCRIPTION OF THE SEVERAL VIEWS OF THE DRAWINGS

15

Figure 1 is a chart displaying the numeral five;

Figure 2 is the chart of Fig. 1 showing feature points using asterisks;

Figure 3 is a chart showing a Delaunay triangulation of the feature points of Fig. 2 where each triangle is identified by a number so that adjacency relationships are able to be easily denote.

20

Figure 4 is a chart showing a triangle from Fig. 3 where each node of the triangle is labeled and is uniquely associated with an angle;

Figure 5 is a chart showing the triangle from Fig. 4 and its three adjacent triangles;

Figure 6 is a chart showing a probability curve of matching of all three angle labels in the correct cyclic order as the number of labels increases;

25

Figure 7 is a chart showing the Delaunay triangulation for the mirror image of the feature points of the numeral five shown in Fig. 2;

Figure 8 is a chart showing the numeral two with asterisks representing locations of feature points; and

Figure 9 is a chart showing the numeral three with asterisks representing locations of feature points.

30

DETAILED DESCRIPTION OF THE INVENTION

My method for matching spatial patterns is based on the matching of polyhedra and their appropriate adjacent and neighboring polyhedra between tessellations of the input feature points and the template feature points. The method is independent of the tessellation used or the dimension of the space. For the purposes of the detailed description of the invention, I will explain the invention using the Delaunay triangulation in two dimensions and the feature points will be based on salient features of two dimensional imagery. I use the Delaunay triangulation because of its relative speed of computation and because it tends to connect points that are near to one another. See M. Sambridge, J. Braun, and H. McQueen, "Geophysical parameterization and interpolation of irregular data using natural neighbors", Geophysical Journal International, Vol. 122, pp. 837-857, 1995, for an introduction to the Delaunay triangulation, its applications, and references to various algorithms for computing the triangulation.

Figure 1 displays a simple object, the numeral five. Figure 2 displays the numeral five and the locations of feature points for this object as asterisks. The feature points are the salient features of line terminations, corners, and locations of high curvature. These specific "salient features" are used for demonstration purposes only. This patent does not deal with how to create feature points from imagery or other data, but only how to match their spatial relationships. The specific features such as corners, line terminations, etc., are used as labels for the feature points. Figure 3 displays the Delaunay triangulation of the feature points shown in Figure 2.

From the Delaunay triangulation one can compute a list of adjacent triangles and the three angles of each triangle. Table 1 displays a list of the angles and the adjacent triangles for each triangle in Fig. 3.

Table 1

30

Adjacent Triangles	angles

	Triangle 1	0	0	2	30	31	119
	Triangle 2	3	1	4	89	61	30
	Triangle 3	0	2	5	45	88	46
5	Triangle 4	2	0	6	34	85	61
	Triangle 5	3	6	0	38	45	97
	Triangle 6	5	4	0	56	53	71

The sum of the angles for each triangle in Table 1 is not always 180 degrees because the
 10 angles have been rounded to the nearest integer. A '0' in the 'Adjacent Triangles'
 columns of Table 1 indicates that, that side of the triangle has no neighbor. For the
 Delaunay triangulation shown in Figure 3, only Triangle 2 has three adjacent triangles.
 Figure 4 displays a close up view of Triangle 2 from Figure 3. In Figure 4 the nodes are
 labeled, as are their associated angular values and the side opposite each node. If a side
 15 of a triangle is shared by another triangle, then those triangles are adjacent. Figure 5
 displays Triangle 2 and its adjacent triangles. Figure 5 demonstrates that adjacency
 relationships are defined geometrically and that each node has an associated angle and
 adjacent triangle. The phrase neighboring triangles is used to refer to those triangles that
 are near to a triangle, but not adjacent to it. For example, in Figure 3, Triangle 5 and
 20 Triangle 6 are neighbors of Triangle 2.

To match an input object with a template in memory, the first step is to begin with a
 triangle in the list of triangles of the input, and begin looking for a similar triangle in the
 list of triangles from the template. Triangles are similar if there is a sufficient similarity
 25 in their angles and if there is sufficient similarity in their node labels. Once a single
 triangle match has been found, the next step is to examine the appropriate adjacent
 triangles. For example, if Triangle 2 of Figure 3 has a match with another triangle in a
 template stored in memory, the next step is to examine the appropriate adjacent triangles
 in both the input and the template. Thus the triangles opposite the node associated with
 30 89 degrees are compared, then the triangles opposite the nodes associated with 61
 degrees are compared, and then the triangles opposite the nodes associated with 30
 degrees are compared. If all three of the appropriate adjacent triangles match their

appropriate counterparts triangles in the template, then six nodes, their labels, and their spatial relationships (twelve angles) match. Depending on the conditions used for matching individual triangles, there is the possibility that matching one triangle and its three appropriate adjacent triangles is exceptionally good evidence for a positive match
5 between the input and the template.

I use the phrase 'exceptionally good evidence' for a positive match based on the following reasoning. Consider the case of matching random sets of points on a plane and there are no labels to associate with these points. In this case, my method can only
10 perform matching by comparing the angles between triangles. Also assume that the locations of the points are not measured with great accuracy and therefore the angles created by the triangulation are not expected to have perfect matches with those angles stored in a template. Let the angles be denoted by 15 different angle labels. Each angle label represents a range of angles from 0-12 degrees, 12-24 degrees, 24-36 degrees, ... ,
15 144-156 degrees, 156-168 degrees, 168-180 degrees. One estimates that matching two angles between two random triangles occurs with a probability of approximately $3/152$, or 0.013333. The reasoning behind this estimate follows. Matching one angle label out of 15 occurs with probability of $1/15$. Matching two labels occurs with probability $1/152$. The third angle does not need to be matched because only two angles are independent in
20 a triangle. The factor of three arises from the fact that to obtain rotational invariance, the three cyclic permutations of the angles must be examined. This estimate is only approximately correct because the distribution of angles in a Delaunay triangulation is not uniform. Figure 6 displays numerical results indicating how the probability of matching all three angle labels depends on the number of angle labels used. For 15
25 labels, the probability of matching the three angle labels of two randomly created triangles is approximately 0.0203. The probability of matching any four triangles, regardless of their spatial relationships, between two random patterns that have 30 triangles each is $(302) \cdot (0.03024)$ or 1.5×10^{-4} . Matching one triangle and its three appropriate adjacent triangles occurs with an even smaller probability. Thus matching a
30 small number of adjacent triangles is an extremely rare event, even when one allows for inaccuracy in the angle matches and does not consider additional node labels that would further increase this algorithms ability to discriminate spatial patterns.

Figure 7 displays the Delaunay triangulation for the points representing the reflection of the feature points of the numeral five shown in Figure 2. Note that this mirror image of the numeral five results in a triangulation in which the angles of each triangle are the same and the adjacency relationships are identical. The difference is that the angles of the triangles have been non-cyclically permuted. One can use this difference to recognize objects that are the mirror reflection of templates stored in memory.

Matching triangles becomes a more accurate method of performing object recognition when one also considers that each node can contain a label that describes some form of visual information. For the case of the numeral five, this label is a line termination, a corner and the angle it subtends, or a label specifying the radius of curvature for a salient portion of a curve. The features of each node need not be restricted to low-level visual features such as corners, curvature, or line terminations. The visual features can be more complex, such as an eye, a nose, or an eyebrow. Depending on the uniqueness of the node labels, one can imagine cases in which a search based on matching node labels is more efficient than searching for matching angles.

As an example of the importance of node labels, consider the following example. In Figure 8 and Figure 9 the numerals two and three are drawn as they might appear on an LCD display. Both numerals have feature points at the same locations and all feature points are corners, 'T' junctions, or line terminations. Because the feature points are at the same locations, the resulting Delaunay triangulation is identical, thus node labels are the only distinguishing information in this example. The '3' is differentiated from the '2' by having one 'T' junction, three line terminations, and two corners. The '2' has no 'T' junction, two line terminations, and four corners. Because node labels are based on visual information at each node, the algorithm can differentiate between objects that have identical feature point locations.

Note that a handwritten numeral two can have significantly different appearances and salient feature points than the numeral two shown in Figure 6. For practical applications,

it may be necessary to have several different triangulation templates to match the wide variety of handwritten twos that exist.

My matching method is position, rotation, and scale invariant because the angles and labels associated with each node are used to determine similarity of triangles. The angle between nodes does not change if the locations of the nodes are translated, rotated, or rescaled. If these locations undergo an affine or nonlinear transformation, then it is possible for the underlying triangulation to change and thereby affect the accuracy of the match. Note that the Delaunay triangulation is not scale invariant because the resultant triangles increase in size if the separation between the points increases in size. Since the method uses the similarity in angles and nodes, and this is not dependent on the size of the triangle, my matching method is scale invariant.

Further, note that my method for performing spatial recognition is powerful because it is based on local information. If a dozen appropriate adjacent and neighboring triangles of an object are matched with a template in memory, and each triangle has a probability of 0.0203 of being matched randomly, then there is exceptional evidence of a positive match, even if there are a thousand triangles in the tessellations being compared. This indicates that considerable occlusion or deformation exists.

My method allows for a simple and generic matching of spatial relationships between image features that has not been described in the literature of pattern recognition, nor in patent databases.

The applications of my algorithm are numerous. The most obvious application is object recognition. Other applications include registration of two images. This is useful in stereoscopic matching, satellite image registration, and the registration of medical images.

Furthermore, my algorithm does not necessarily depend on the Delaunay triangulation to perform matches of triangles. Other tessellation algorithms can be used to generate polygons based on the location of feature points. Matching an individual polygon and its

appropriate adjacent and neighboring polygons is a conceptually identical to my method of matching spatial relationships. Details of the implementation, search, and decision making process will be different, but the basic idea underlying the algorithm is identical to that presented here. This algorithm can also use tessellation algorithms in three and
5 higher dimensions to create polyhedra that are searched to perform spatial pattern matching in those dimensions.

Lastly, my algorithm can be used to match feature points in parameter space. For example, in the auditory domain a word can be represented by feature points whose
10 locations are given in units of time, amplitude, and frequency. The tessellation of feature points can be done regardless of the units of the dimensions, thus this algorithm can be used for matching spatial structures in parameter space.

While the invention has been described with reference to at least one preferred
15 embodiment, it is to be clearly understood by those skilled in the art that the invention is not limited thereto.

CLAIMS

What is claimed is:

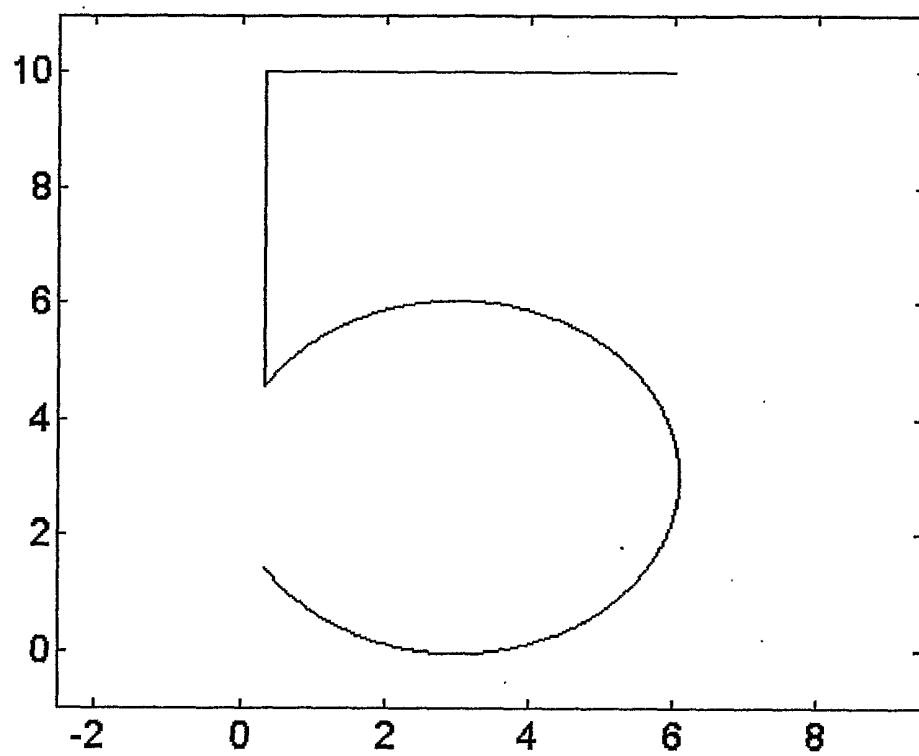
5

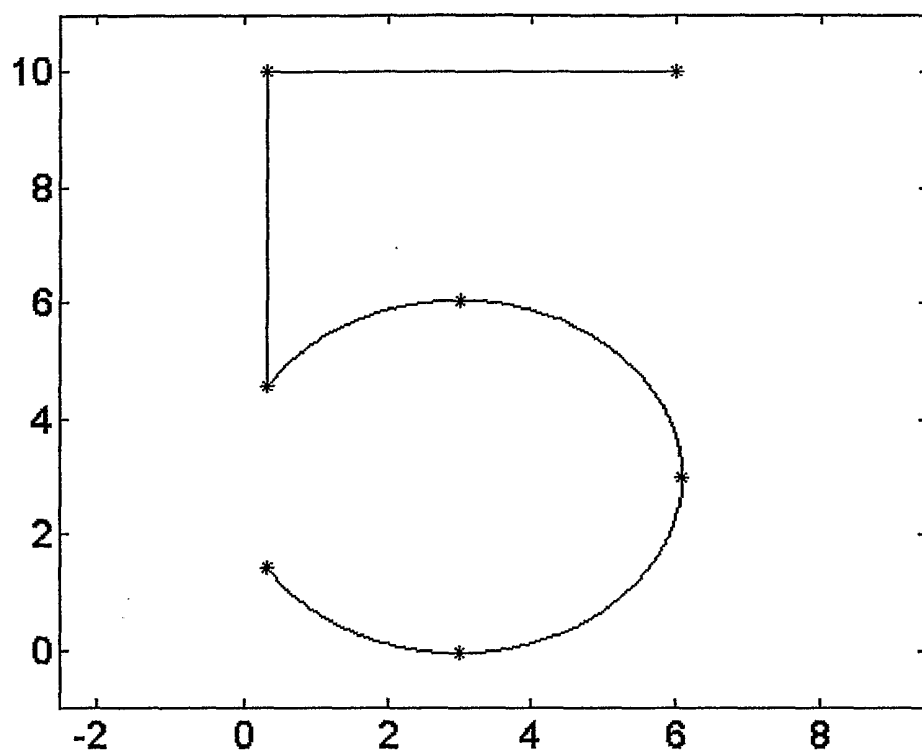
1. A pattern matching method comprising the steps of:

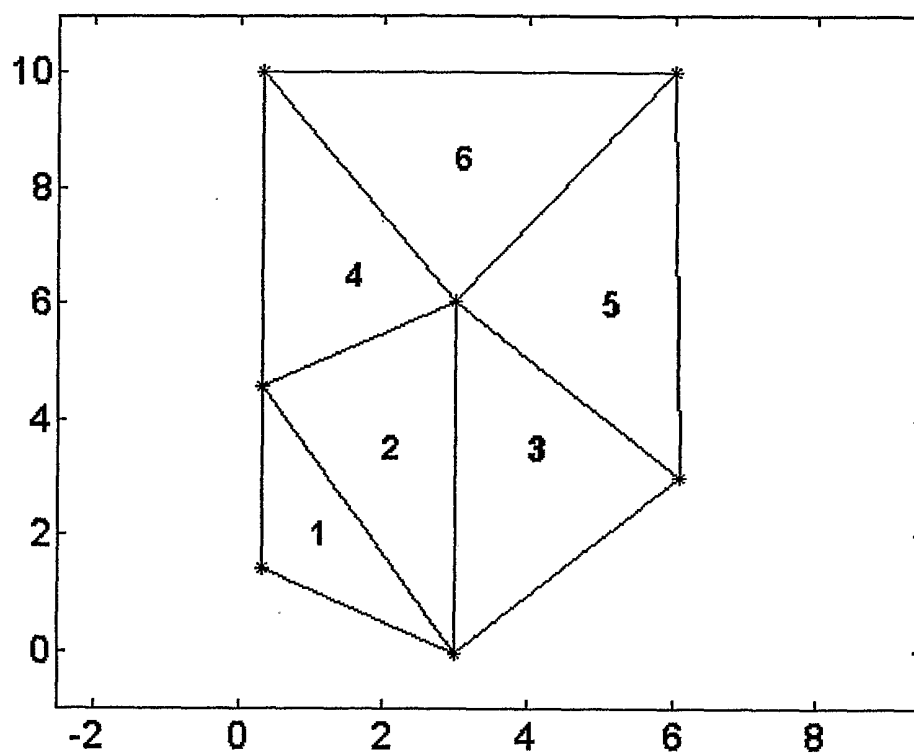
- a) selecting a template having template feature points and an object having object feature points;
- b) selecting a set of object feature points;
- 10 c) selecting a subset of object feature points from the set of object feature points;
- d) selecting a set of template feature points;
- e) selecting a subset of template feature points from the set of template feature points;
- f) defining a match criterion between the object and template feature points;
- 15 g) defining a subset match criterion between the subset of object feature points and the subset of template feature points;
- h) matching the subsets of object and template feature points according to the subset match criterion;
- i) selecting, a further subset of object feature points adjacent to the matched
- 20 subset of object feature points;
- j) selecting, a further subset of template feature points adjacent to the matched subset of template feature points;
- k) matching the further subsets of object and template feature points according to the subset match criterion;
- 25 l) repeating steps (i-k) until the set of object and template feature points are one of:
 - I. fully matched in accordance with the match criterion, and
 - II. found to be unmatchable;
- m) selecting a further template and repeating steps (b-l) if the sets are not
- 30 matchable.

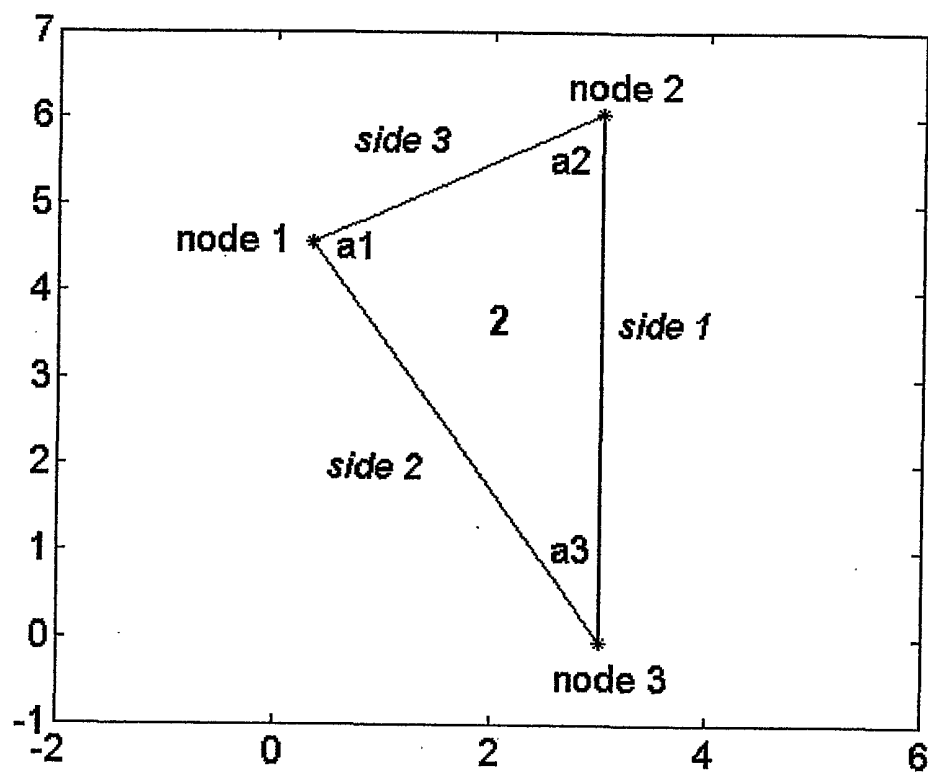
2. The method of claim 1 wherein, in steps c, e, i, and j the selection of feature points is from a polyhedron based on a tessellation of said feature points.

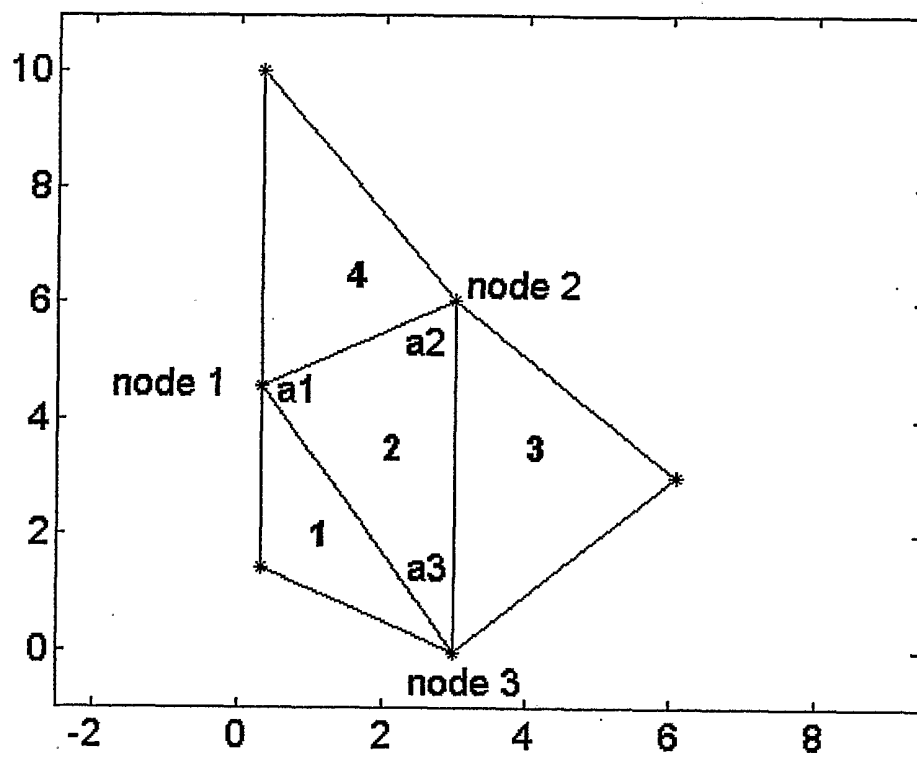
3. The method of claim 2 wherein the polyhedron is a triangle from a Delaunay triangulation.
4. The method of claim 1 wherein the set of feature points to be matched are taken from a set of recognizable image features comprising at least one of: corners, line
- 5 terminations, line crossings, red points, eyes, wheels, nostrils, and mouths.

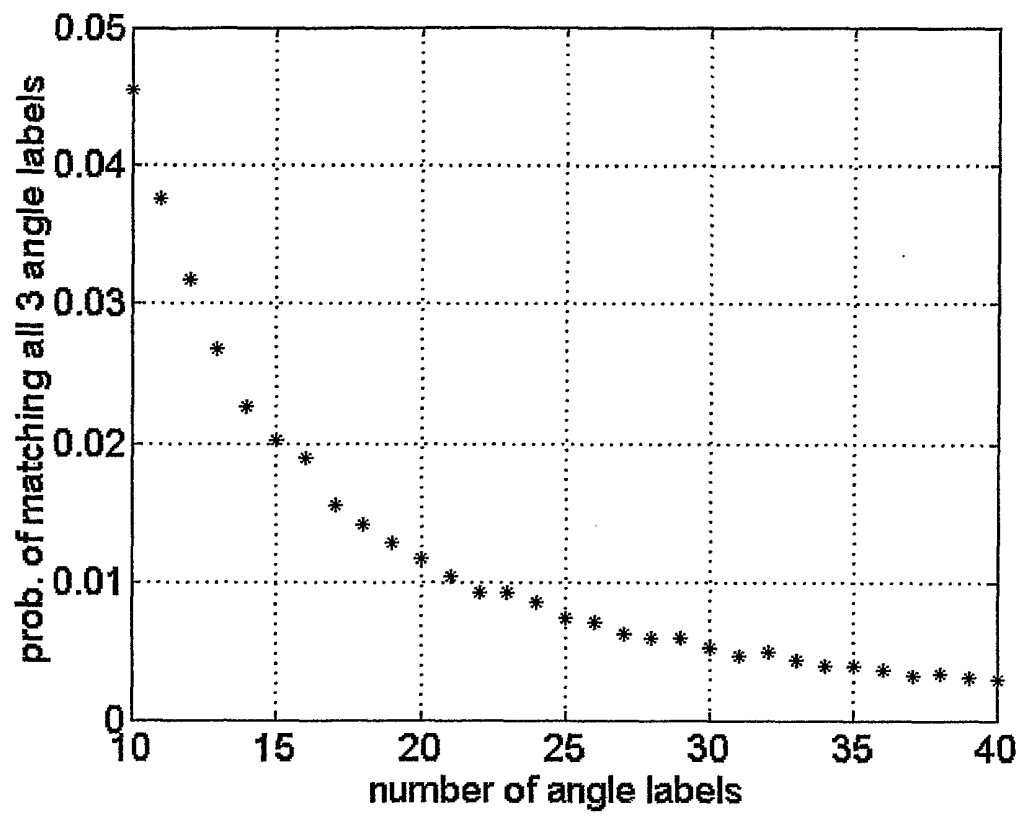
**FIG. 1**

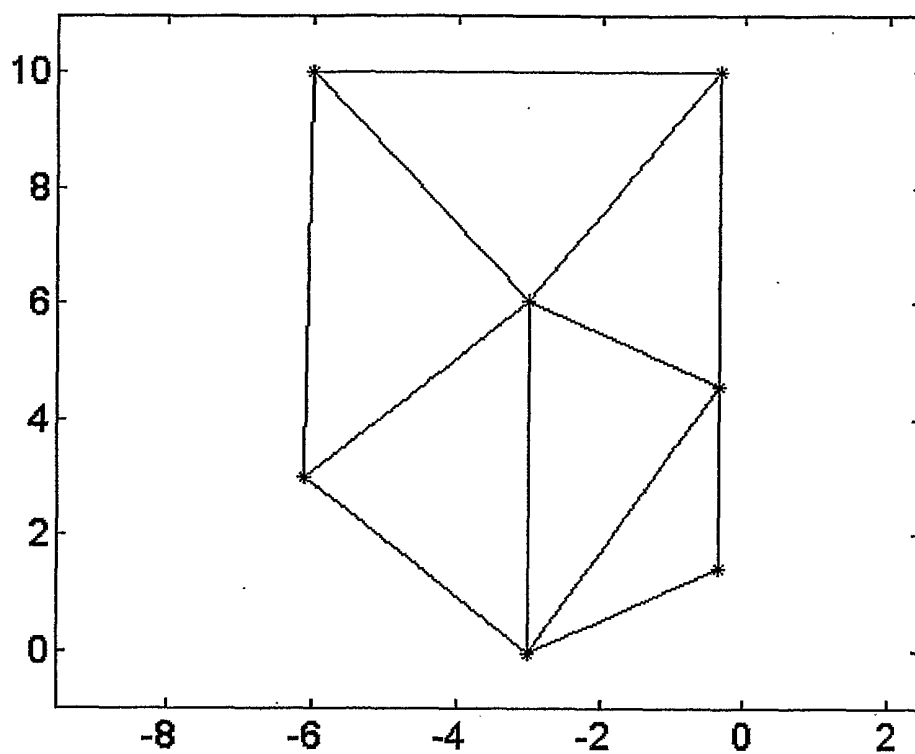
**FIG. 2**

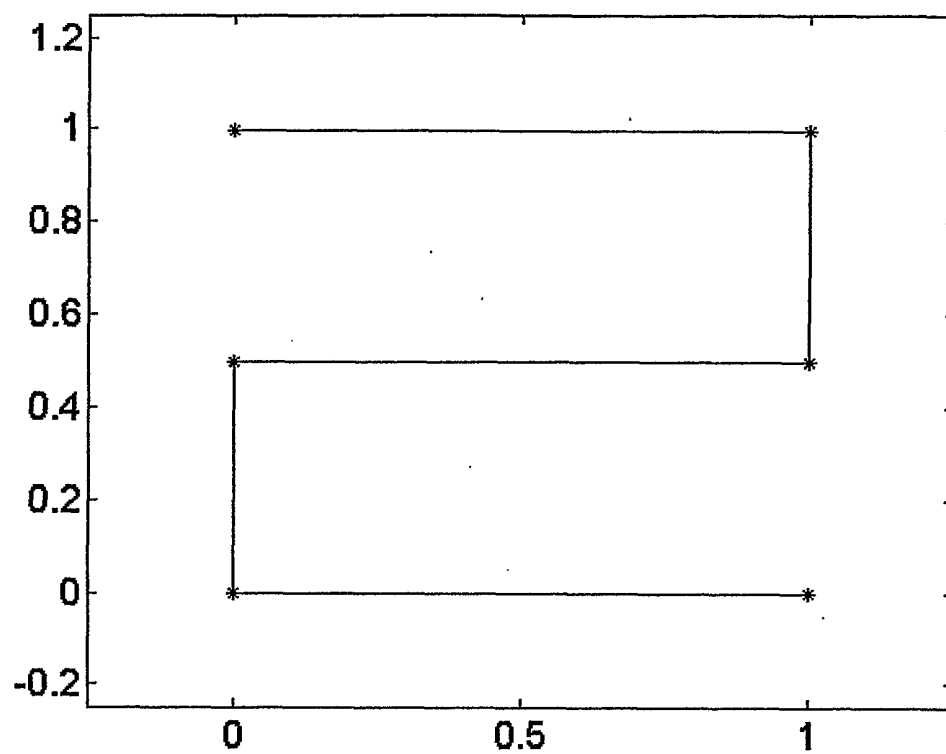
**FIG. 3**

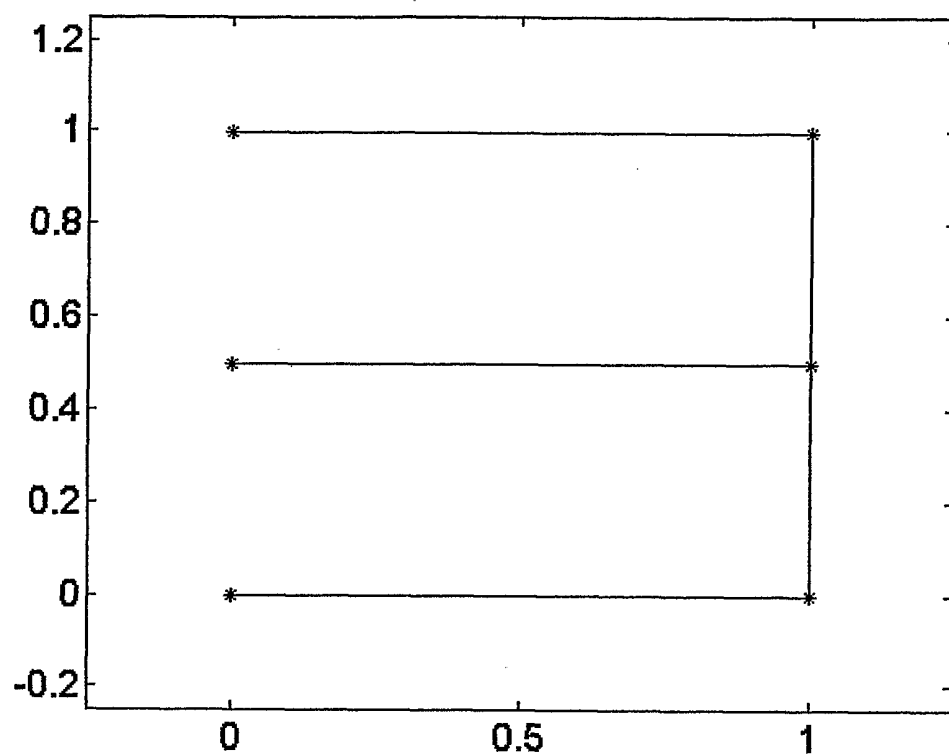
**FIG. 4**

**FIG. 5**

**FIG. 6**

**FIG. 7**

**FIG. 8**

**FIG. 9**

INTERNATIONAL SEARCH REPORT

International application No.

PCT/US02/05857

A. CLASSIFICATION OF SUBJECT MATTER

IPC(7) : G06K 9/46

US CL : 382/195

According to International Patent Classification (IPC) or to both national classification and IPC

B. FIELDS SEARCHED

Minimum documentation searched (classification system followed by classification symbols)

U.S. : 382/195, 203, 204, 209, 217, 218, 241

Documentation searched other than minimum documentation to the extent that such documents are included in the fields searched

Electronic data base consulted during the international search (name of data base and, where practicable, search terms used)

Please See Continuation Sheet

C. DOCUMENTS CONSIDERED TO BE RELEVANT

Category *	Citation of document, with indication, where appropriate, of the relevant passages	Relevant to claim No.
X	US 5,659,633 A (ILAN et al.) 19 August 1997 (19.08.1997), column 5, line 48 to column 9, line 24.	1
X	CHOO, C.Y. et al. Feature-Based Recognition of Triangulated Arbitrary Surfaces. Proceedings of Rensselaer's Second International Conference on Computer Integrated Manufacturing. May 1990, pages 105-112.	1-4



Further documents are listed in the continuation of Box C.



See patent family annex.

* Special categories of cited documents:		"T"	later document published after the international filing date or priority date and not in conflict with the application but cited to understand the principle or theory underlying the invention
"A"	document defining the general state of the art which is not considered to be of particular relevance	"X"	document of particular relevance; the claimed invention cannot be considered novel or cannot be considered to involve an inventive step when the document is taken alone
"E"	earlier application or patent published on or after the international filing date	"Y"	document of particular relevance; the claimed invention cannot be considered to involve an inventive step when the document is combined with one or more other such documents, such combination being obvious to a person skilled in the art
"L"	document which may throw doubts on priority claim(s) or which is cited to establish the publication date of another citation or other special reason (as specified)	"&"	document member of the same patent family
"O"	document referring to an oral disclosure, use, exhibition or other means		
"P"	document published prior to the international filing date but later than the priority date claimed		

Date of the actual completion of the international search

03 June 2002 (03.06.2002)

Date of mailing of the international search report

03 JUL 2002

Name and mailing address of the ISA/US

Commissioner of Patents and Trademarks

Box PCT

Washington, D.C. 20231

Facsimile No. (703)305-3230

Authorized officer

Jen Chang

Telephone No. (703)305-4700

INTERNATIONAL SEARCH REPORT

International application No.

PCT/US02/05857

Continuation of B. FIELDS SEARCHED Item 3:

EAST, IEEE

search terms: voronoi, delaunay, tessellation, triangulation, template