

(12) INTERNATIONAL APPLICATION PUBLISHED UNDER THE PATENT COOPERATION TREATY (PCT)

(19) World Intellectual Property Organization
International Bureau



(43) International Publication Date
13 August 2009 (13.08.2009)

PCT

(10) International Publication Number
WO 2009/099596 A2

(51) International Patent Classification:
C07D 487/08 (2006.01) *A61P 31/14* (2006.01)
A61K 31/407 (2006.01)

(21) International Application Number:
PCT/US2009/000688

(22) International Filing Date:
3 February 2009 (03.02.2009)

(25) Filing Language: English

(26) Publication Language: English

(30) Priority Data:
61/026,086 4 February 2008 (04.02.2008) US
61/083,867 25 July 2008 (25.07.2008) US

(71) Applicant (for all designated States except US): **IDENIX PHARMACEUTICALS, INC.** [US/US]; 60 Hampshire Street, Cambridge, MA 02139 (US).

(72) Inventors; and

(75) Inventors/Applicants (for US only): **PARSY, Christophe, Claude** [FR/FR]; 6 Rue Des Cedres, F-34830 Jacou (FR). **ALEXANDRE, Francois-Rene** [FR/FR]; Residence Occitanie, 200 Avenue Du Major Flandre, F-34090 Montpellier (FR). **SURLERAUX, Dominique** [BE/BE]; Rue De La Scaillee 13, B-1440 Wauthier-Braine (BE). **DEROCK, Michel** [BE/FR]; 21 Rue Du Passage 75, F-34070 Montpellier (FR). **LEROY, Frederic** [FR/FR]; Rue De La Font Du Loup, F-34725 Jonquieres (FR).

(74) Agents: **PATHAK, Rahul** et al.; Jones Day, 222 East 41 St Street, New York, NY 10017-6702 (US).

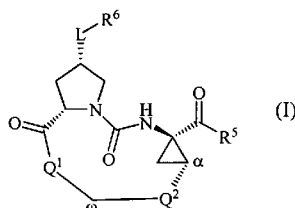
(81) Designated States (unless otherwise indicated, for every kind of national protection available): AE, AG, AL, AM, AO, AT, AU, AZ, BA, BB, BG, BH, BR, BW, BY, BZ, CA, CH, CN, CO, CR, CU, CZ, DE, DK, DM, DO, DZ, EC, EE, EG, ES, FI, GB, GD, GE, GH, GM, GT, HN, HR, HU, ID, IL, IN, IS, JP, KE, KG, KM, KN, KP, KR, KZ, LA, LC, LK, LR, LS, LT, LU, LY, MA, MD, ME, MG, MK, MN, MW, MX, MY, MZ, NA, NG, NI, NO, NZ, OM, PG, PH, PL, PT, RO, RS, RU, SC, SD, SE, SG, SK, SL, SM, ST, SV, SY, TJ, TM, TN, TR, TT, TZ, UA, UG, US, UZ, VC, VN, ZA, ZM, ZW.

(84) Designated States (unless otherwise indicated, for every kind of regional protection available): ARIPO (BW, GH, GM, KE, LS, MW, MZ, NA, SD, SL, SZ, TZ, UG, ZM, ZW), Eurasian (AM, AZ, BY, KG, KZ, MD, RU, TJ, TM), European (AT, BE, BG, CH, CY, CZ, DE, DK, EE, ES, FI, FR, GB, GR, HR, HU, IE, IS, IT, LT, LU, LV, MC, MK, MT, NL, NO, PL, PT, RO, SE, SI, SK, TR), OAPI (BF, BJ, CF, CG, CI, CM, GA, GN, GQ, GW, ML, MR, NE, SN, TD, TG).

Published:

— without international search report and to be republished upon receipt of that report (Rule 48.2(g))

(54) Title: MACROCYCLIC SERINE PROTEASE INHIBITORS



(57) Abstract: Provided herein are macrocyclic serine protease inhibitor compounds, for example, of Formula (I), pharmaceutical compositions comprising the compounds, and processes of preparation thereof. Also provided are methods of their use for the treatment of an HCV infection in a host in need thereof.

WO 2009/099596 A2

MACROCYCLIC SERINE PROTEASE INHIBITORS

CROSS REFERENCE TO RELATED APPLICATIONS

[0001] This application claims the benefit of the priority of U.S. Provisional Application Nos. 61/026,086, filed February 4, 2008, and 61/083,867, filed July 25, 2008, the disclosure of each of which is incorporated herein by reference in its entirety.

FIELD

[0001] Provided herein are macrocyclic serine protease inhibitor compounds, pharmaceutical compositions comprising the compounds, and processes of preparation thereof. Also provided are methods of their use for the treatment of an HCV infection in a host in need thereof.

BACKGROUND

[0002] Hepatitis C virus (HCV) is known to cause at least 80% of posttransfusion hepatitis and a substantial proportion of sporadic acute hepatitis (Houghton et al., *Science* **1989**, 244, 362-364; Thomas, *Curr. Top. Microbiol. Immunol.* **2000**, 25-41). Preliminary evidence also implicates HCV in many cases of "idiopathic" chronic hepatitis, "cryptogenic" cirrhosis, and probably hepatocellular carcinoma unrelated to other hepatitis viruses, such as hepatitis B virus (Di Besceglie et al., *Scientific American*, **1999**, October, 80-85; Boyer et al., *J. Hepatol.* **2000**, 32, 98-112).

[0003] HCV is an enveloped virus containing a positive-sense single-stranded RNA genome of approximately 9.4 kb (Kato et al., *Proc. Natl. Acad. Sci. USA* **1990**, 87, 9524-9528; Kato, *Acta Medica Okayama*, **2001**, 55, 133-159). The viral genome consists of a 5' untranslated region (UTR), a long open reading frame encoding a polyprotein precursor of approximately 3011 amino acids, and a short 3' UTR. The 5' UTR is the most highly conserved part of the HCV genome and is important for the initiation and control of polyprotein translation. Translation of the HCV genome is initiated by a cap-independent mechanism known as an internal ribosome entry. This mechanism involves the binding of ribosomes to an RNA sequence known as the internal ribosome entry site (IRES). An RNA pseudoknot structure has recently been determined to be an essential structural element of the HCV IRES. Viral structural proteins include a nucleocapsid core protein (C) and two

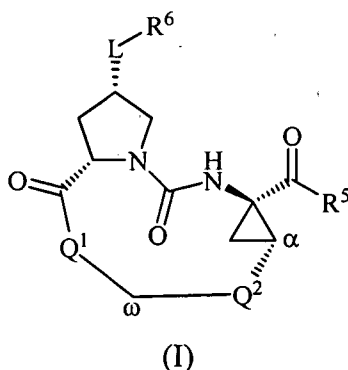
envelope glycoproteins, E1 and E2. HCV also encodes two proteinases, a zinc-dependent metalloproteinase encoded by the NS2-NS3 region and a serine proteinase encoded in the NS3 region. These proteinases are required for cleavage of specific regions of the precursor polyprotein into mature peptides. The carboxyl half of nonstructural protein 5, NS5B, contains the RNA-dependent RNA polymerase. The function of the remaining nonstructural proteins, NS4A and NS4B, and that of NS5A (the amino-terminal half of nonstructural protein 5) remain unknown.

[0004] Presently, the most effective HCV therapy employs a combination of alpha-interferon and ribavirin, leading to sustained efficacy in about 40% of patients (Poynard et al., *Lancet* **1998**, 352, 1426-1432). Recent clinical results demonstrate that pegylated alpha-interferon is superior to unmodified alpha-interferon as monotherapy. However, even with experimental therapeutic regimens involving combinations of pegylated alpha-interferon and ribavirin, a substantial fraction of patients do not have a sustained reduction in viral load (Manns et al., *Lancet* **2001**, 358, 958-965; Fried et al., *N. Engl. J. Med.* **2002**, 347, 975-982; Hadziyannis et al., *Ann. Intern. Med.* **2004**, 140, 346-355). Thus, there is a clear and unmet need to develop effective therapeutics for treatment of HCV infection.

SUMMARY OF THE DISCLOSURE

[0005] Provided herein are macrocyclic serine protease inhibitor compounds, pharmaceutical compositions comprising the compounds, and processes of preparation thereof. Also provided are methods of their use for the treatment of an HCV infection in a host in need thereof.

[0006] In one embodiment, provided herein is a compound of Formula I:



or a single enantiomer, a racemic mixture, or a mixture of diastereomers thereof; or a pharmaceutically acceptable salt, solvate, or prodrug thereof; wherein:

R^5 is $-\text{OH}$, $-\text{NR}^8\text{R}^9$, $-\text{NHS}(\text{O})_2\text{R}^8$, $-\text{NHS}(\text{O})_2\text{NR}^8\text{R}^9$, $-\text{NHC}(\text{O})\text{R}^8$, $-\text{NHC}(\text{O})\text{NR}^8\text{R}^9$, $-\text{C}(\text{O})\text{R}^9$, or $-\text{C}(\text{O})\text{NR}^8\text{R}^9$; wherein:

each R^8 is independently hydrogen, C_{1-6} alkyl, C_{2-6} alkenyl, C_{2-6} alkynyl, C_{3-7} cycloalkyl, C_{6-14} aryl, heteroaryl, heterocyclyl, C_{1-6} alkyl- C_{3-7} cycloalkylene, $-\text{CH}_2\text{NR}^{8a}\text{R}^{8b}$, $-\text{CH}(\text{R}^{8c})\text{NR}^{8a}\text{R}^{8b}$, $-\text{CHR}^{8c}\text{CHR}^{8d}\text{NR}^{8a}\text{R}^{8b}$, or $-\text{CH}_2\text{CR}^{8c}\text{R}^{8d}\text{NR}^{8a}\text{R}^{8b}$, wherein:

each R^{8a} , R^{8c} , and R^{8d} is independently hydrogen, C_{1-6} alkyl, C_{2-6} alkenyl, C_{2-6} alkynyl, C_{3-7} cycloalkyl, C_{6-14} aryl, heteroaryl, heterocyclyl, or C_{6-14} aryl- C_{1-6} alkylene; and

each R^{8b} is independently hydrogen, C_{1-6} alkyl, C_{2-6} alkenyl, C_{2-6} alkynyl, C_{3-7} cycloalkyl, C_{6-14} aryl, heteroaryl, heterocyclyl, $-\text{S}(\text{O})_k\text{R}^{11}$, $-\text{S}(\text{O})_k\text{NR}^{11}\text{R}^{12}$, $-\text{C}(\text{O})\text{R}^{11}$, $-\text{C}(\text{O})\text{OR}^{11}$, $-\text{C}(\text{O})\text{NR}^{11}\text{R}^{12}$, or $-\text{C}(=\text{NR}^{13})\text{NR}^{11}\text{R}^{12}$; wherein each R^{11} , R^{12} , and R^{13} is independently hydrogen, C_{1-6} alkyl, C_{2-6} alkenyl, C_{2-6} alkynyl, C_{3-7} cycloalkyl, C_{6-14} aryl, heteroaryl, or heterocyclyl; or R^{11} and R^{12} together with the N atom to which they are attached form heterocyclyl; or

R^{8a} and R^{8b} together with the N atom to which they are attached form heterocyclyl; and

each R^9 is independently hydrogen, C_{1-6} alkyl, C_{2-6} alkenyl, C_{2-6} alkynyl, C_{3-7} cycloalkyl, C_{6-14} aryl, heteroaryl, or heterocyclyl; or

R^8 and R^9 together with the N atom to which they are attached form heterocyclyl;

R^6 is hydrogen, C_{1-6} alkyl, C_{2-6} alkenyl, C_{2-6} alkynyl, C_{3-7} cycloalkyl, C_{6-14} aryl, heteroaryl, or heterocyclyl;

L is a bond, C_{1-6} alkylene, C_{3-7} cycloalkylene, C_{2-6} alkenylene, C_{2-6} alkynylene, X, or $-(\text{CR}^{6a}\text{R}^{6b})_p\text{X}-$; wherein p is an integer of 1, 2, or 3; R^{6a} and R^{6b} are each independently hydrogen, halo, cyano, hydroxyl, or alkoxy; and X is $-\text{O}-$, $-\text{C}(\text{O})-$, $-\text{C}(\text{O})\text{O}-$, $-\text{OC}(\text{O})\text{O}-$, $-\text{C}(\text{O})\text{NR}^{14}-$, $-\text{C}(=\text{NR}^{14})\text{NR}^{15}-$, $-\text{NR}^{14}-$, $-\text{NR}^{14}\text{C}(\text{O})\text{NR}^{15}-$, $-\text{NR}^{14}\text{C}(=\text{NR}^{15})\text{NR}^{16}-$, $-\text{NR}^{14}\text{S}(\text{O})_k\text{NR}^{15}-$, $-\text{S}(\text{O})_k-$, $-\text{S}(\text{O})_k\text{NR}^{14}-$, $-\text{P}(\text{O})(\text{OR}^{14})-$, or $-\text{OP}(\text{O})(\text{OR}^{14})-$, where each R^{14} , R^{15} , and R^{16} is independently hydrogen, C_{1-6} alkyl, C_{2-6} alkenyl, C_{2-6} alkynyl, C_{3-7} cycloalkyl, C_{6-14} aryl, heteroaryl, or heterocyclyl;

Q^1 is $-\text{O}-$, $-\text{N}(\text{R}^{17})-$, $-\text{C}(\text{R}^{18}\text{R}^{19})-$, or $-\text{CR}^{17}(\text{NR}^{18}\text{R}^{19})-$; wherein:

each R^{17} and R^{18} is independently hydrogen, C_{1-6} alkyl, C_{2-6} alkenyl, C_{2-6} alkynyl, C_{3-7} cycloalkyl, C_{6-14} aryl, heteroaryl, or heterocyclyl; and

each R^{19} is independently $-\text{R}^{20}$, $-\text{C}(\text{O})\text{R}^{20}$, $-\text{C}(\text{O})\text{OR}^{20}$, $-\text{C}(\text{O})\text{NR}^{21}\text{R}^{22}$, $-\text{C}(=\text{NR}^{20})\text{NR}^{21}\text{R}^{22}$, or $-\text{S}(\text{O})_k\text{R}^{20}$; where each R^{20} , R^{21} , and R^{22} is independently hydrogen,

C₁₋₆ alkyl, C₂₋₆ alkenyl, C₂₋₆ alkynyl, C₃₋₇ cycloalkyl, C₆₋₁₄ aryl, heteroaryl, or heterocyclyl; or R²¹ and R²² together with the N atom to which they are attached form heterocyclyl; or

R¹⁸ and R¹⁹ together with the C or N atom to which they are attached form C₃₋₇ cycloalkyl or heterocyclyl;

Q² is C₃₋₉ alkylene, C₃₋₉ alkenylene, or C₃₋₉ alkynylene, each optionally containing one to three heteroatoms in the chain, independently selected from O, N, and S; and

each k is independently an integer of 1 or 2;

wherein each alkyl, alkylene, alkenyl, alkenylene, alkynyl, alkynylene, aryl, cycloalkyl, cycloalkylene, heterocyclyl, and heteroaryl is optionally substituted with one or more groups, each independently selected from cyano, halo, or nitro; C₁₋₆ alkyl, C₂₋₆ alkenyl, C₂₋₆ alkynyl, C₃₋₇ cycloalkyl, C₆₋₁₄ aryl, heteroaryl, or heterocyclyl, each optionally substituted with one or more, in one embodiment, one, two, three, or four, substituents Q; or -C(O)R^a, -C(O)OR^a, -C(O)NR^bR^c, -C(NR^a)NR^bR^c, -OR^a, -OC(O)R^a, -OC(O)OR^a, -OC(O)NR^bR^c, -OC(=NR^a)NR^bR^c, -OS(O)R^a, -OS(O)₂R^a, -OS(O)NR^bR^c, -OS(O)₂NR^bR^c, -NR^bR^c, -NR^aC(O)R^b, -NR^aC(O)OR^b, -NR^aC(O)NR^bR^c, -NR^aC(=NR^d)NR^bR^c, -NR^aS(O)R^b, -NR^aS(O)₂R^b, -NR^aS(O)NR^bR^c, -NR^aS(O)₂NR^bR^c, -SR^a, -S(O)R^a, or -S(O)₂R^a; wherein each R^a, R^b, R^c, and R^d is independently hydrogen; C₁₋₆ alkyl, C₂₋₆ alkenyl, C₂₋₆ alkynyl, C₃₋₇ cycloalkyl, C₆₋₁₄ aryl, heteroaryl, or heterocyclyl, each optionally substituted with one or more, in one embodiment, one, two, three, or four, substituents Q; or R^b and R^c together with the N atom to which they are attached form heterocyclyl, optionally substituted with one or more, in one embodiment, one, two, three, or four, substituents Q;

wherein each Q is independently selected from the group consisting of cyano, halo, or nitro; C₁₋₆ alkyl, C₂₋₆ alkenyl, C₂₋₆ alkynyl, C₃₋₇ cycloalkyl, C₆₋₁₄ aryl, heteroaryl, or heterocyclyl; or -C(O)R^e, -C(O)OR^e, -C(O)NR^fR^g, -C(NR^e)NR^fR^g, -OR^e, -OC(O)R^e, -OC(O)OR^e, -OC(O)NR^fR^g, -OC(=NR^e)NR^fR^g, -OS(O)R^e, -OS(O)₂R^e, -OS(O)NR^fR^g, -OS(O)₂NR^fR^g, -NR^fR^g, -NR^eC(O)R^f, -NR^eC(O)OR^f, -NR^eC(O)NR^fR^g, -NR^eC(=NR^h)NR^fR^g, -NR^eS(O)R^f, -NR^eS(O)₂R^f, -NR^eS(O)NR^fR^g, -NR^eS(O)₂NR^fR^g, -SR^e, -S(O)R^e, or -S(O)₂R^e; wherein each R^e, R^f, R^g, and R^h is independently hydrogen; C₁₋₆ alkyl, C₂₋₆ alkenyl, C₂₋₆ alkynyl, C₃₋₇ cycloalkyl, C₆₋₁₄ aryl, heteroaryl, or heterocyclyl; or R^f and R^g together with the N atom to which they are attached form heterocyclyl.

[0007] Also provided herein are pharmaceutical compositions comprising a compound disclosed herein, e.g., a compound of Formula I, including a single enantiomer, a

racemic mixture, or a mixture of diastereomers thereof; or a pharmaceutically acceptable salt, solvate, or prodrug thereof; in combination with one or more pharmaceutically acceptable excipients or carriers.

[0008] Further provided herein is a method for treating or preventing an HCV infection, which comprises administering to a subject a therapeutically effective amount of a compound disclosed herein, e.g., a compound of Formula I, including a single enantiomer, a racemic mixture, or a mixture of diastereomers thereof; or a pharmaceutically acceptable salt, solvate, or prodrug thereof.

[0009] Additionally provided herein is a method for treating, preventing, or ameliorating one or more symptoms of a liver disease or disorder associated with an HCV infection, comprising administering to a subject a therapeutically effective amount of a compound disclosed herein, e.g., a compound of Formula I, including a single enantiomer, a racemic mixture, or a mixture of diastereomers thereof; or a pharmaceutically acceptable salt, solvate, or prodrug thereof.

[0010] Provided herein is a method for inhibiting replication of a virus in a host, which comprises administering to the host a therapeutically effective amount of a compound disclosed herein, e.g., a compound of Formula I, including a single enantiomer, a racemic mixture, or a mixture of diastereomers thereof; or a pharmaceutically acceptable salt, solvate, or prodrug thereof.

[0011] Provided herein is a method for inhibiting the activity of a serine protease, which comprises contacting the serine protease with a compound disclosed herein, e.g., a compound of Formula I, including a single enantiomer, a racemic mixture, or a mixture of diastereomers thereof; or a pharmaceutically acceptable salt, solvate, or prodrug thereof.

DETAILED DESCRIPTION

[0012] To facilitate understanding of the disclosure set forth herein, a number of terms are defined below.

[0013] Generally, the nomenclature used herein and the laboratory procedures in organic chemistry, medicinal chemistry, and pharmacology described herein are those well known and commonly employed in the art. Unless defined otherwise, all technical and

scientific terms used herein generally have the same meaning as commonly understood by one of ordinary skill in the art to which this disclosure belongs. In the event that there is a plurality of definitions for a term used herein, those in this section prevail unless stated otherwise.

[0014] The term “subject” refers to an animal, including, but not limited to, a primate (e.g., human), cow, sheep, goat, horse, dog, cat, rabbit, rat, or mouse. The terms “subject” and “patient” are used interchangeably herein in reference, for example, to a mammalian subject, such as a human subject.

[0015] The term “host” refers to a unicellular or multicellular organism in which a virus can replicate, including, but not limited to, a cell, cell line, and animal, such as human.

[0016] The terms “treat,” “treating,” and “treatment” are meant to include alleviating or abrogating a disorder, disease, or condition, or one or more of the symptoms associated with the disorder, disease, or condition; or alleviating or eradicating the cause(s) of the disorder, disease, or condition itself.

[0017] The terms “prevent,” “preventing,” and “prevention” are meant to include a method of delaying and/or precluding the onset of a disorder, disease, or condition, and/or its attendant symptom(s); barring a subject from acquiring a disease; or reducing a subject’s risk of acquiring a disorder, disease, or condition.

[0018] The term “therapeutically effective amount” is meant to include the amount of a compound that, when administered, is sufficient to prevent development of, or alleviate to some extent, one or more of the symptoms of the disorder, disease, or condition being treated. The term “therapeutically effective amount” also refers to the amount of a compound that is sufficient to elicit the biological or medical response of a cell, tissue, system, animal, or human, which is being sought by a researcher, veterinarian, medical doctor, or clinician.

[0019] The term “IC₅₀” refers an amount, concentration, or dosage of a compound that is required for 50% inhibition of a maximal response in an assay that measures such response.

[0020] The term “pharmaceutically acceptable carrier,” “pharmaceutically acceptable excipient,” “physiologically acceptable carrier,” or “physiologically acceptable excipient”

refers to a pharmaceutically-acceptable material, composition, or vehicle, such as a liquid or solid filler, diluent, excipient, solvent, or encapsulating material. In one embodiment, each component is “pharmaceutically acceptable” in the sense of being compatible with the other ingredients of a pharmaceutical formulation, and suitable for use in contact with cells, tissues, or organs of humans and animals without excessive toxicity, irritation, allergic response, immunogenicity, or other problems or complications, commensurate with a reasonable benefit/risk ratio. See, *Remington: The Science and Practice of Pharmacy*, 21st Edition, Lippincott Williams & Wilkins: Philadelphia, PA, 2005; *Handbook of Pharmaceutical Excipients*, 5th Edition, Rowe et al., Eds., The Pharmaceutical Press and the American Pharmaceutical Association: 2005; and *Handbook of Pharmaceutical Additives*, 3rd Edition, Ash and Ash Eds., Gower Publishing Company: 2007; *Pharmaceutical Preformulation and Formulation*, Gibson Ed., CRC Press LLC: Boca Raton, FL, 2004.

[0021] The term “about” or “approximately” means an acceptable error for a particular value as determined by one of ordinary skill in the art, which depends in part on how the value is measured or determined. In certain embodiments, the term “about” or “approximately” means within 1, 2, 3, or 4 standard deviations. In certain embodiments, the term “about” or “approximately” means within 50%, 20%, 15%, 10%, 9%, 8%, 7%, 6%, 5%, 4%, 3%, 2%, 1%, 0.5%, or 0.05% of a given value or range.

[0022] The terms “active ingredient” and “active substance” refer to a compound, which is administered, alone or in combination with one or more pharmaceutically acceptable excipients, to a subject for treating, preventing, or ameliorating one or more symptoms of a condition, disorder, or disease. As used herein, “active ingredient” and “active substance” may be an optically active isomer of a compound described herein.

[0023] The terms “drug,” “therapeutic agent,” and “chemotherapeutic agent” refer to a compound, or a pharmaceutical composition thereof, which is administered to a subject for treating, preventing, or ameliorating one or more symptoms of a condition, disorder, or disease.

[0024] The term “release controlling excipient” refers to an excipient whose primary function is to modify the duration or place of release of an active substance from a dosage form as compared with a conventional immediate release dosage form.

[0025] The term “nonrelease controlling excipient” refers to an excipient whose

primary function do not include modifying the duration or place of release of an active substance from a dosage form as compared with a conventional immediate release dosage form.

[0026] The term “alkyl” refers to a linear or branched saturated monovalent hydrocarbon radical, wherein the alkylene may optionally be substituted as described herein. The term “alkyl” also encompasses both linear and branched alkyl, unless otherwise specified. In certain embodiments, the alkyl is a linear saturated monovalent hydrocarbon radical that has 1 to 20 (C_{1-20}), 1 to 15 (C_{1-15}), 1 to 10 (C_{1-10}), or 1 to 6 (C_{1-6}) carbon atoms, or branched saturated monovalent hydrocarbon radical of 3 to 20 (C_{3-20}), 3 to 15 (C_{3-15}), 3 to 10 (C_{3-10}), or 3 to 6 (C_{3-6}) carbon atoms. As used herein, linear C_{1-6} and branched C_{3-6} alkyl groups are also referred as “lower alkyl.” Examples of alkyl groups include, but are not limited to, methyl, ethyl, propyl (including all isomeric forms), n-propyl, isopropyl, butyl (including all isomeric forms), n-butyl, isobutyl, *sec*-butyl, t-butyl, pentyl (including all isomeric forms), and hexyl (including all isomeric forms). For example, C_{1-6} alkyl refers to a linear saturated monovalent hydrocarbon radical of 1 to 6 carbon atoms or a branched saturated monovalent hydrocarbon radical of 3 to 6 carbon atoms.

[0027] The term “alkylene” refers to a linear or branched saturated divalent hydrocarbon radical, wherein the alkylene may optionally be substituted as described herein. The term “alkylene” encompasses both linear and branched alkylene, unless otherwise specified. In certain embodiments, the alkylene is a linear saturated divalent hydrocarbon radical that has 1 to 20 (C_{1-20}), 1 to 15 (C_{1-15}), 1 to 10 (C_{1-10}), or 1 to 6 (C_{1-6}) carbon atoms, or branched saturated divalent hydrocarbon radical of 3 to 20 (C_{3-20}), 3 to 15 (C_{3-15}), 3 to 10 (C_{3-10}), or 3 to 6 (C_{3-6}) carbon atoms. As used herein, linear C_{1-6} and branched C_{3-6} alkylene groups are also referred as “lower alkylene.” Examples of alkylene groups include, but are not limited to, methylene, ethylene, propylene (including all isomeric forms), n-propylene, isopropylene, butylene (including all isomeric forms), n-butylene, isobutylene, t-butylene, pentylene (including all isomeric forms), and hexylene (including all isomeric forms). For example, C_{1-6} alkylene refers to a linear saturated divalent hydrocarbon radical of 1 to 6 carbon atoms or a branched saturated divalent hydrocarbon radical of 3 to 6 carbon atoms.

[0028] The term “alkenyl” refers to a linear or branched monovalent hydrocarbon radical, which contains one or more, in one embodiment, one to five, carbon-carbon double bonds. The alkenyl may be optionally substituted as described herein. The term “alkenyl”

also embraces radicals having “*cis*” and “*trans*” configurations, or alternatively, “*Z*” and “*E*” configurations, as appreciated by those of ordinary skill in the art. As used herein, the term “alkenyl” encompasses both linear and branched alkenyl, unless otherwise specified. For example, C₂₋₆ alkenyl refers to a linear unsaturated monovalent hydrocarbon radical of 2 to 6 carbon atoms or a branched unsaturated monovalent hydrocarbon radical of 3 to 6 carbon atoms. In certain embodiments, the alkenyl is a linear monovalent hydrocarbon radical of 2 to 20 (C₂₋₂₀), 2 to 15 (C₂₋₁₅), 2 to 10 (C₂₋₁₀), or 2 to 6 (C₂₋₆) carbon atoms, or a branched monovalent hydrocarbon radical of 3 to 20 (C₃₋₂₀), 3 to 15 (C₃₋₁₅), 3 to 10 (C₃₋₁₀), or 3 to 6 (C₃₋₆) carbon atoms. Examples of alkenyl groups include, but are not limited to, ethenyl, propen-1-yl, propen-2-yl, allyl, butenyl, and 4-methylbutenyl.

[0029] The term “alkenylene” refers to a linear or branched divalent hydrocarbon radical, which contains one or more, in one embodiment, one to five, carbon-carbon double bonds. The alkenylene may be optionally substituted as described herein. Similarly, the term “alkenylene” also embraces radicals having “*cis*” and “*trans*” configurations, or alternatively, “*E*” and “*Z*” configurations. As used herein, the term “alkenylene” encompasses both linear and branched alkenylene, unless otherwise specified. For example, C₂₋₆ alkenylene refers to a linear unsaturated divalent hydrocarbon radical of 2 to 6 carbon atoms or a branched unsaturated divalent hydrocarbon radical of 3 to 6 carbon atoms. In certain embodiments, the alkenylene is a linear divalent hydrocarbon radical of 2 to 20 (C₂₋₂₀), 2 to 15 (C₂₋₁₅), 2 to 10 (C₂₋₁₀), or 2 to 6 (C₂₋₆) carbon atoms, or a branched divalent hydrocarbon radical of 3 to 20 (C₃₋₂₀), 3 to 15 (C₃₋₁₅), 3 to 10 (C₃₋₁₀), or 3 to 6 (C₃₋₆) carbon atoms. Examples of alkenylene groups include, but are not limited to, ethenylene, allylene, propenylene, butenylene, and 4-methylbutenylene.

[0030] The term “alkynyl” refers to a linear or branched monovalent hydrocarbon radical, which contains one or more, in one embodiment, one to five, carbon-carbon triple bonds. The alkynyl may be optionally substituted as described herein. The term “alkynyl” also encompasses both linear and branched alkynyl, unless otherwise specified. In certain embodiments, the alkynyl is a linear monovalent hydrocarbon radical of 2 to 20 (C₂₋₂₀), 2 to 15 (C₂₋₁₅), 2 to 10 (C₂₋₁₀), or 2 to 6 (C₂₋₆) carbon atoms, or a branched monovalent hydrocarbon radical of 3 to 20 (C₃₋₂₀), 3 to 15 (C₃₋₁₅), 3 to 10 (C₃₋₁₀), or 3 to 6 (C₃₋₆) carbon atoms. Examples of alkynyl groups include, but are not limited to, ethynyl (–C≡CH) and propargyl (–CH₂C≡CH). For example, C₂₋₆ alkynyl refers to a linear unsaturated monovalent

hydrocarbon radical of 2 to 6 carbon atoms or a branched unsaturated monovalent hydrocarbon radical of 3 to 6 carbon atoms.

[0031] The term “alkynylene” refers to a linear or branched divalent hydrocarbon radical, which contains one or more, in one embodiment, one to five, carbon-carbon triple bonds. The alkynylene may be optionally substituted as described herein. The term “alkynylene” also encompasses both linear and branched alkynylene, unless otherwise specified. In certain embodiments, the alkynylene is a linear divalent hydrocarbon radical of 2 to 20 (C_{2-20}), 2 to 15 (C_{2-15}), 2 to 10 (C_{2-10}), or 2 to 6 (C_{2-6}) carbon atoms, or a branched divalent hydrocarbon radical of 3 to 20 (C_{3-20}), 3 to 15 (C_{3-15}), 3 to 10 (C_{3-10}), or 3 to 6 (C_{3-6}) carbon atoms. Examples of alkynylene groups include, but are not limited to, ethynylene ($-C\equiv C-$) and propargylene ($-CH_2C\equiv C-$). For example, C_{2-6} alkynylene refers to a linear unsaturated divalent hydrocarbon radical of 2 to 6 carbon atoms or a branched unsaturated divalent hydrocarbon radical of 3 to 6 carbon atoms.

[0032] The term “cycloalkyl” refers to a cyclic saturated bridged and/or non-bridged monovalent hydrocarbon radical, which may be optionally substituted as described herein. In certain embodiments, the cycloalkyl has from 3 to 20 (C_{3-20}), from 3 to 15 (C_{3-15}), from 3 to 10 (C_{3-10}), or from 3 to 7 (C_{3-7}) carbon atoms. Examples of cycloalkyl groups include, but are not limited to, cyclopropyl, cyclobutyl, cyclopentyl, cyclohexyl, cycloheptyl, decaliny, and adamantyl.

[0033] The term “cycloalkylene” refers to a cyclic saturated bridged and/or non-bridged divalent hydrocarbon radical, which may be optionally substituted as described herein. In certain embodiments, the cycloalkylene has from 3 to 20 (C_{3-20}), from 3 to 15 (C_{3-15}), from 3 to 10 (C_{3-10}), or from 3 to 7 (C_{3-7}) carbon atoms. Examples of cycloalkylene groups include, but are not limited to, cyclopropylene, cyclobutylene, cyclopentylene, cyclohexylene, cycloheptylene, decalinylene, and adamantylene.

[0034] The term “aryl” refers to a monocyclic aromatic group and/or polycyclic monovalent aromatic group that contain at least one aromatic hydrocarbon ring. In certain embodiments, the aryl has from 6 to 20 (C_{6-20}), from 6 to 15 (C_{6-15}), or from 6 to 10 (C_{6-10}) ring atoms. Examples of aryl groups include, but are not limited to, phenyl, naphthyl, fluorenyl, azuleny, anthryl, phenanthryl, pyrenyl, biphenyl, and terphenyl. Aryl also refers to bicyclic or tricyclic carbon rings, where one of the rings is aromatic and the others of

which may be saturated, partially unsaturated, or aromatic, for example, dihydronaphthyl, indenyl, indanyl, or tetrahydronaphthyl (tetralinyl). In certain embodiments, aryl may also be optionally substituted with one or more substituents Q as described herein.

[0035] The term “arylene” refers to a monocyclic and/or multicyclic divalent aromatic group that contain at least one aromatic hydrocarbon ring. In certain embodiments, the arylene has from 6 to 20 (C₆₋₂₀), from 6 to 15 (C₆₋₁₅), or from 6 to 10 (C₆₋₁₀) ring atoms. Examples of arylene groups include, but are not limited to, phenylene, naphthylene, fluorenylene, azulenylen, anthrylene, phenanthrylene, pyrenylene, biphenylene, and terphenylene. Arylene also refers to bicyclic or tricyclic carbon rings, where one of the rings is aromatic and the others of which may be saturated, partially unsaturated, or aromatic, for example, dihydronaphthylene, indenylene, indanylene, or tetrahydro-naphthylene (tetralinyl). In certain embodiments, arylene may also be optionally substituted as described herein.

[0036] The term “heteroaryl” refers to a monocyclic aromatic group and/or multicyclic aromatic group that contains at least one aromatic ring, wherein at least one aromatic ring contains one or more heteroatoms independently selected from O, S, and N. Each ring of a heteroaryl group can contain one or two O atoms, one or two S atoms, and/or one to four N atoms, provided that the total number of heteroatoms in each ring is four or less and each ring contains at least one carbon atom. In certain embodiments, the heteroaryl has from 5 to 20, from 5 to 15, or from 5 to 10 ring atoms. Examples of monocyclic heteroaryl groups include, but are not limited to, pyrrolyl, pyrazolyl, pyrazolinyl, imidazolyl, oxazolyl, isoxazolyl, thiazolyl, thiadiazolyl, isothiazolyl, furanyl, thienyl, oxadiazolyl, pyridyl, pyrazinyl, pyrimidinyl, pyridazinyl, and triazinyl. Examples of bicyclic heteroaryl groups include, but are not limited to, indolyl, benzothiazolyl, benzoxazolyl, benzothienyl, quinoliny, tetrahydroisoquinoliny, isoquinoliny, benzimidazolyl, benzopyrany, indoliziny, benzofurany, isobenzofurany, chromonyl, coumariny, cinnoliny, quinoxaliny, indazolyl, puriny, pyrrolopyridiny, furopyridiny, thienopyridiny, dihydroisoindolyl, and tetrahydroquinoliny. Examples of tricyclic heteroaryl groups include, but are not limited to, carbazolyl, benzindolyl, phenanthrolliny, acridiny, phenanthridiny, and xanthenyl. In certain embodiments, heteroaryl may also be optionally substituted with one or more substituents Q as described herein.

[0037] The term “heterocyclyl” or “heterocyclic” refers to a monocyclic non-aromatic ring system and/or multicyclic ring system that contains at least one non-aromatic ring,

wherein one or more of the non-aromatic ring atoms are heteroatoms independently selected from O, S, or N; and the remaining ring atoms are carbon atoms. In certain embodiments, the heterocyclyl or heterocyclic group has from 3 to 20, from 3 to 15, from 3 to 10, from 3 to 8, from 4 to 7, or from 5 to 6 ring atoms. In certain embodiments, the heterocyclyl is a monocyclic, bicyclic, tricyclic, or tetracyclic ring system, which may include a fused or bridged ring system, and in which the nitrogen or sulfur atoms may be optionally oxidized, the nitrogen atoms may be optionally quaternized, and some rings may be partially or fully saturated, or aromatic. The heterocyclyl may be attached to the main structure at any heteroatom or carbon atom which results in the creation of a stable compound. Examples of such heterocyclic radicals include, but are not limited to, acridinyl, azepinyl, benzimidazolyl, benzindolyl, benzoisoxazolyl, benzisoxazinyl, benzodioxanyl, benzodioxolyl, benzofuranonyl, benzofuranyl, benzonaphthofuranyl, benzopyranonyl, benzopyranyl, benzotetrahydrofuranyl, benzotetrahydrothienyl, benzothiadiazolyl, benzothiazolyl, benzothiophenyl, benzotriazolyl, benzothiopyranyl, benzoxazinyl, benzoxazolyl, benzothiazolyl, β -carbolinyl, carbazolyl, chromanyl, chromonyl, cinnolinyl, coumarinyl, decahydroisoquinolinyl, dibenzofuranyl, dihydrobenzisothiazinyl, dihydrobenzisoxazinyl, dihydrofuryl, dihydropyranyl, dioxolanyl, dihydropyrazinyl, dihydropyridinyl, dihydropyrazolyl, dihydropyrimidinyl, dihydropyrrolyl, dioxolanyl, 1,4-dithianyl, furanonyl, furanyl, imidazolidinyl, imidazolyl, imidazolyl, imidazopyridinyl, imidazothiazolyl, indazolyl, indolinyl, indoliziny, indolyl, isobenzotetrahydrofuranyl, isobenzotetrahydrothienyl, isobenzothienyl, isochromanyl, isocoumarinyl, isoindolinyl, isoindolyl, isoquinolinyl, isothiazolidinyl, isothiazolyl, isoxazolidinyl, isoxazolyl, morpholinyl, naphthyridinyl, octahydroindolyl, octahydroisoindolyl, oxadiazolyl, oxazolidinonyl, oxazolidinyl, oxazolopyridinyl, oxazolyl, oxiranyl, perimidinyl, phenanthridinyl, phenathrolinyl, phenarsazinyl, phenazinyl, phenothiazinyl, phenoxazinyl, phthalazinyl, piperazinyl, piperidinyl, 4-piperidonyl, pteridinyl, purinyl, pyrazinyl, pyrazolidinyl, pyrazolyl, pyridazinyl, pyridinyl, pyridopyridinyl, pyrimidinyl, pyrrolidinyl, pyrrolinyl, pyrrolyl, quinazolinyl, quinolinyl, quinoxalinyl, quinuclidinyl, tetrahydrofuryl, tetrahydrofuranyl, tetrahydroisoquinolinyl, tetrahydropyranyl, tetrahydrothienyl, tetrazolyl, thiadiazolopyrimidinyl, thiadiazolyl, thiamorpholinyl, thiazolidinyl, thiazolyl, thienyl, triazinyl, triazolyl, and 1,3,5-trithianyl. In certain embodiments, heterocyclic may also be optionally substituted with one or more substituents Q as described herein.

[0038] The term “alkoxy” refers to an –OR radical, wherein R is, for example, alkyl,

alkenyl, alkynyl, cycloalkyl, aryl, heteroaryl, or heterocyclyl, each as defined herein. Examples of alkoxy groups include, but are not limited to, methoxy, ethoxy, propoxy, *n*-propoxy, 2-propoxy, *n*-butoxy, isobutoxy, *tert*-butoxy, cyclohexyloxy, phenoxy, benzoxy, and 2-naphthyloxy. In certain embodiments, alkoxy may also be optionally substituted as described herein.

[0039] The term “acyl” refers to a $-C(O)R$ radical, wherein R is, for example, alkyl, alkenyl, alkynyl, cycloalkyl, aryl, heteroaryl, or heterocyclyl, each as defined herein. Examples of acyl groups include, but are not limited to, acetyl, propionyl, butanoyl, isobutanoyl, pentanoyl, hexanoyl, heptanoyl, octanoyl, nonanoyl, decanoyl, dodecanoyl, tetradecanoyl, hexadecanoyl, octadecanoyl, eicosanoyl, docosanoyl, myristoleoyl, palmitoleoyl, oleoyl, linoleoyl, arachidonoyl, benzoyl, pyridinylcarbonyl, and furoyl. In certain embodiments, acyl may also be optionally substituted as described herein.

[0040] The term “halogen”, “halide” or “halo” refers to fluorine, chlorine, bromine, and/or iodine.

[0041] The term “optionally substituted” is intended to mean that a group, such as an alkyl, alkylene, alkenyl, alkenylene, alkynyl, alkynylene, cycloalkyl, cycloalkylene, aryl, arylene, heteroaryl, heterocyclyl group, alkoxy, or acyl, may be substituted with one or more substituents independently selected from, e.g., alkyl, alkylene, alkenyl, alkenylene, alkynyl, alkynylene, cycloalkyl, cycloalkylene, aryl, arylene, heteroaryl, or heterocyclyl, each optionally substituted with one or more, in one embodiment, one, two, three, or four, substituents Q; halo, cyano ($-CN$), nitro ($-NO_2$), $-SR^a$, $-S(O)R^a$, $-S(O)_2R^a$, $-C(O)R^a$, $-C(O)OR^a$, $-C(O)NR^bR^c$, $-C(NR^a)NR^bR^c$, $-OR^a$, $-OC(O)R^a$, $-OC(O)OR^a$, $-OC(O)NR^bR^c$, $-OC(=NR^a)NR^bR^c$, $-OS(O)R^a$, $-OS(O)_2R^a$, $-OS(O)NR^bR^c$, $-OS(O)_2NR^bR^c$, $-NR^bR^c$, $-NR^aC(O)R^b$, $-NR^aC(O)OR^b$, $-NR^aC(O)NR^bR^c$, $-NR^aC(=NR^d)NR^bR^c$, $-NR^aS(O)R^b$, $-NR^aS(O)_2R^b$, $-NR^aS(O)R^bR^c$, or $-NR^aS(O)_2R^bR^c$; wherein each R^a , R^b , R^c , and R^d is independently hydrogen; C_{1-6} alkyl, C_{2-6} alkenyl, C_{2-6} alkynyl, C_{3-7} cycloalkyl, C_{6-14} aryl, heteroaryl, or heterocyclyl, each optionally substituted with one or more, in one embodiment, one, two, three, or four, substituents Q; or R^b and R^c together with the N atom to which they are attached form heterocyclyl, optionally substituted with one or more, in one embodiment, one, two, three, or four, substituents Q. As used herein, all groups that can be substituted are “optionally substituted,” unless otherwise specified.

[0042] In one embodiment, each Q is independently selected from the group consisting of cyano, halo, and nitro; C₁₋₆ alkyl, C₂₋₆ alkenyl, C₂₋₆ alkynyl, C₃₋₇ cycloalkyl, C₆₋₁₄ aryl, heteroaryl, and heterocyclyl; and -C(O)R^e, -C(O)OR^e, -C(O)NR^fR^g, -C(NR^e)NR^fR^g, -OR^e, -OC(O)R^e, -OC(O)OR^e, -OC(O)NR^fR^g, -OC(=NR^e)NR^fR^g, -OS(O)R^e, -OS(O)₂R^e, -OS(O)NR^fR^g, -OS(O)₂NR^fR^g, -NR^fR^g, -NR^eC(O)R^f, -NR^eC(O)OR^f, -NR^eC(O)NR^fR^g, -NR^eC(=NR^h)NR^fR^g, -NR^eS(O)R^f, -NR^eS(O)₂R^f, -NR^eS(O)NR^fR^g, -NR^eS(O)₂NR^fR^g, -SR^e, -S(O)R^e, and -S(O)₂R^e; wherein each R^e, R^f, R^g, and R^h is independently hydrogen; C₁₋₆ alkyl, C₂₋₆ alkenyl, C₂₋₆ alkynyl, C₃₋₇ cycloalkyl, C₆₋₁₄ aryl, heteroaryl, or heterocyclyl; or R^f and R^g together with the N atom to which they are attached form heterocyclyl.

[0043] In certain embodiments, "optically active" and "enantiomerically active" refer to a collection of molecules, which has an enantiomeric excess of no less than about 50%, no less than about 70%, no less than about 80%, no less than about 90%, no less than about 91%, no less than about 92%, no less than about 93%, no less than about 94%, no less than about 95%, no less than about 96%, no less than about 97%, no less than about 98%, no less than about 99%, no less than about 99.5%, or no less than about 99.8%. In certain embodiments, the compound comprises about 95% or more of the desired enantiomer and about 5% or less of the less preferred enantiomer based on the total weight of the racemate in question.

[0044] In describing an optically active compound, the prefixes R and S are used to denote the absolute configuration of the molecule about its chiral center(s). The (+) and (-) are used to denote the optical rotation of the compound, that is, the direction in which a plane of polarized light is rotated by the optically active compound. The (-) prefix indicates that the compound is levorotatory, that is, the compound rotates the plane of polarized light to the left or counterclockwise. The (+) prefix indicates that the compound is dextrorotatory, that is, the compound rotates the plane of polarized light to the right or clockwise. However, the sign of optical rotation, (+) and (-), is not related to the absolute configuration of the molecule, R and S.

[0045] The term "solvate" refers to a compound provided herein or a salt thereof, which further includes a stoichiometric or non-stoichiometric amount of solvent bound by non-covalent intermolecular forces. Where the solvent is water, the solvate is a hydrate.

Compounds

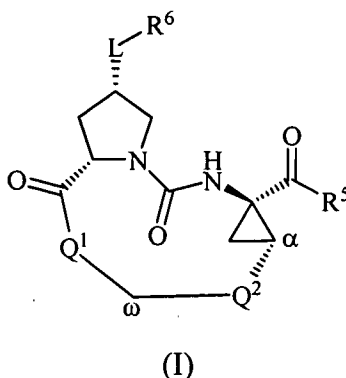
[0046] HCV has a single positive-stranded RNA genome having about 9.6 kb in

length that encodes a large polyprotein having about 3010 amino acids. This precursor polyprotein is then processed into a range of structural proteins, including core protein, C, and envelope glycoproteins, E1 and E2; and non-structural proteins, including NS2, NS3, NS4A, NS4B, NS5A, and NS5B, by host signal peptidases and two viral proteases, NS2-3 and NS3. The NS3 protein contains a trypsin-like serine protease domain at its N-terminus, while its C-terminal domain has helicase activity. Because of its vital role in viral replication, HCV NS3 serine protease has been actively pursued as a drug target for developing a new anti-HCV therapy.

[0047] Inhibitors of HCV NS3 protease that have been reported include linear and cyclic peptides and peptide mimetics, and non-peptide molecules (Llinàs-Brunet et al., *Bioorg. Med. Chem. Lett.* **1998**, 8, 1713-1718; Steinkühler et al., *Biochemistry* **1998**, 37, 8899-8905; U.S. Pat. Nos.: 5,538,865; 5,990,276; 6,143,715; 6,265,380; 6,323,180; 6,329,379; 6,410,531; 6,420,380; 6,534,523; 6,608,027; 6,642,204; 6,653,295; 6,727,366; 6,838,475; 6,846,802; 6,867,185; 6,869,964; 6,872,805; 6,878,722; 6,908,901; 6,911,428; 6,995,174; 7,012,066; 7,041,698; 7,091,184; 7,169,760; 7,176,208; 7,208,600; U.S. Pat. App. Pub. Nos.: 2002/0016294, 2002/0016442; 2002/0032175; 2002/0037998; 2004/0229777; 2005/0090450; 2005/0153877; 2005/176648; 2006/0046956; 2007/0021330; 2007/0021351; 2007/0049536; 2007/0054842; 2007/0060510; 2007/0060565; 2007/0072809; 2007/0078081; 2007/0078122; 2007/0093414; 2007/0093430; 2007/0099825; 2007/0099929; 2007/0105781; WO 98/17679; WO 98/22496; WO 99/07734; WO 00/09543; WO 00/59929; WO 02/08187; WO 02/08251; WO 02/08256; WO 02/08198; WO 02/48116; WO 02/48157; WO 02/48172; WO 02/60926; WO 03/53349; WO 03/64416; WO 03/64455; WO 03/64456; WO 03/66103; WO 03/99274; WO 03/99316; WO 2004/032827; WO 2004/043339; WO 2005/037214; WO 2005/037860; WO 2006/000085; WO 2006/119061; WO 2006/122188; WO 2007/001406; WO 2007/014925; WO 2007/014926; WO 2007/015824, and WO 2007/056120). However, citation of any reference herein is not an admission that such reference is prior art to the present disclosure.

[0048] Provided herein are compounds which are useful for the treatment of HCV infection, which, in one embodiment, can have activity as HCV serine protease inhibitors. Also provided herein are pharmaceutical compositions that comprise the compounds, methods of manufacture of the compounds, and methods of use of the compounds for the treatment of HCV infection in a host in need of treatment.

[0049] In one embodiment, provided herein is a compound of Formula I:



or a single enantiomer, a racemic mixture, or a mixture of diastereomers thereof; or a pharmaceutically acceptable salt, solvate, or prodrug thereof; wherein:

R^5 is $-\text{OH}$, $-\text{NR}^8\text{R}^9$, $-\text{NHS}(\text{O})_2\text{R}^8$, $-\text{NHS}(\text{O})_2\text{NR}^8\text{R}^9$, $-\text{NHC}(\text{O})\text{R}^8$, $-\text{NHC}(\text{O})\text{NR}^8\text{R}^9$, $-\text{C}(\text{O})\text{R}^9$, or $-\text{C}(\text{O})\text{NR}^8\text{R}^9$; wherein:

each R^8 is independently hydrogen, C_{1-6} alkyl, C_{2-6} alkenyl, C_{2-6} alkynyl, C_{3-7} cycloalkyl, C_{6-14} aryl, heteroaryl, heterocyclyl, C_{1-6} alkyl- C_{3-7} cycloalkylene, $-\text{CH}_2\text{NR}^{8a}\text{R}^{8b}$, $-\text{CH}(\text{R}^{8c})\text{NR}^{8a}\text{R}^{8b}$, $-\text{CHR}^{8c}\text{CHR}^{8d}\text{NR}^{8a}\text{R}^{8b}$, or $-\text{CH}_2\text{CR}^{8c}\text{R}^{8d}\text{NR}^{8a}\text{R}^{8b}$, wherein:

each R^{8a} , R^{8c} , and R^{8d} is independently hydrogen, C_{1-6} alkyl, C_{2-6} alkenyl, C_{2-6} alkynyl, C_{3-7} cycloalkyl, C_{6-14} aryl, heteroaryl, heterocyclyl, or C_{6-14} aryl- C_{1-6} alkylene; and

each R^{8b} is independently hydrogen, C_{1-6} alkyl, C_{2-6} alkenyl, C_{2-6} alkynyl, C_{3-7} cycloalkyl, C_{6-14} aryl, heteroaryl, heterocyclyl, $-\text{S}(\text{O})_k\text{R}^{11}$, $-\text{S}(\text{O})_k\text{NR}^{11}\text{R}^{12}$, $-\text{C}(\text{O})\text{R}^{11}$, $-\text{C}(\text{O})\text{OR}^{11}$, $-\text{C}(\text{O})\text{NR}^{11}\text{R}^{12}$, or $-\text{C}(=\text{NR}^{13})\text{NR}^{11}\text{R}^{12}$; wherein each R^{11} , R^{12} , and R^{13} is independently hydrogen, C_{1-6} alkyl, C_{2-6} alkenyl, C_{2-6} alkynyl, C_{3-7} cycloalkyl, C_{6-14} aryl, heteroaryl, or heterocyclyl; or R^{11} and R^{12} together with the N atom to which they are attached form heterocyclyl; or

R^{8a} and R^{8b} together with the N atom to which they are attached form heterocyclyl; and

each R^9 is independently hydrogen, C_{1-6} alkyl, C_{2-6} alkenyl, C_{2-6} alkynyl, C_{3-7} cycloalkyl, C_{6-14} aryl, heteroaryl, or heterocyclyl; or

R^8 and R^9 together with the N atom to which they are attached form heterocyclyl;

R^6 is hydrogen, C_{1-6} alkyl, C_{2-6} alkenyl, C_{2-6} alkynyl, C_{3-7} cycloalkyl, C_{6-14} aryl, heteroaryl, or heterocyclyl;

L is a bond, C₁₋₆ alkylene, C₃₋₇ cycloalkylene, C₂₋₆ alkenylene, C₂₋₆ alkynylene, X, or $-(CR^{6a}R^{6b})_pX-$; wherein p is an integer of 1, 2, or 3; R^{6a} and R^{6b} are each independently hydrogen, halo, cyano, hydroxyl, or alkoxy; and X is $-O-$, $-C(O)-$, $-C(O)O-$, $-OC(O)O-$, $-C(O)NR^{14}-$, $-NR^{14}C(O)NR^{15}-$, $-C(=NR^{14})NR^{15}-$, $-NR^{14}C(=NR^{15})NR^{16}-$, $-NR^{14}S(O)_kNR^{15}-$, $-S(O)_k-$, $-S(O)_kNR^{14}-$, $-P(O)(OR^{14})-$, or $-OP(O)(OR^{14})-$, where each R¹⁴, R¹⁵, and R¹⁶ is independently hydrogen, C₁₋₆ alkyl, C₂₋₆ alkenyl, C₂₋₆ alkynyl, C₃₋₇ cycloalkyl, C₆₋₁₄ aryl, heteroaryl, or heterocyclyl;

Q¹ is $-O-$, $-N(R^{17})-$, $-C(R^{18}R^{19})-$, or $-CR^{17}(NR^{18}R^{19})-$; wherein:

each R¹⁷ and R¹⁸ is independently hydrogen, C₁₋₆ alkyl, C₂₋₆ alkenyl, C₂₋₆ alkynyl, C₃₋₇ cycloalkyl, C₆₋₁₄ aryl, heteroaryl, or heterocyclyl; and

each R¹⁹ is independently $-R^{20}$, $-C(O)R^{20}$, $-C(O)OR^{20}$, $-C(O)NR^{21}R^{22}$, $-C(=NR^{20})NR^{21}R^{22}$, or $-S(O)_kR^{20}$; where each R²⁰, R²¹, and R²² is independently hydrogen, C₁₋₆ alkyl, C₂₋₆ alkenyl, C₂₋₆ alkynyl, C₃₋₇ cycloalkyl, C₆₋₁₄ aryl, heteroaryl, or heterocyclyl; or R²¹ and R²² together with the N atom to which they are attached form heterocyclyl; or

R¹⁸ and R¹⁹ together with the C or N atom to which they are attached form cycloalkyl or heterocyclyl;

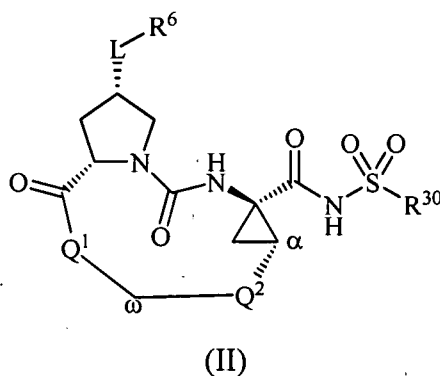
Q² is C₃₋₉ alkylene, C₃₋₉ alkenylene, or C₃₋₉ alkynylene, each optionally containing one to three heteroatoms in the chain, independently selected from O, N, and S; and

each k is independently an integer of 1 or 2;

wherein each alkyl, alkylene, alkenyl, alkenylene, alkynyl, alkynylene, aryl, cycloalkyl, cycloalkylene, heterocyclyl, and heteroaryl is optionally substituted with one or more groups, each independently selected from cyano, halo, or nitro; C₁₋₆ alkyl, C₂₋₆ alkenyl, C₂₋₆ alkynyl, C₃₋₇ cycloalkyl, C₆₋₁₄ aryl, heteroaryl, or heterocyclyl, each optionally substituted with one or more, in one embodiment, one, two, three, or four, substituents Q; or $-C(O)R^a$, $-C(O)OR^a$, $-C(O)NR^bR^c$, $-C(NR^a)NR^bR^c$, $-OR^a$, $-OC(O)R^a$, $-OC(O)OR^a$, $-OC(O)NR^bR^c$, $-OC(=NR^a)NR^bR^c$, $-OS(O)R^a$, $-OS(O)_2R^a$, $-OS(O)NR^bR^c$, $-OS(O)_2NR^bR^c$, $-NR^bR^c$, $-NR^aC(O)R^b$, $-NR^aC(O)OR^b$, $-NR^aC(O)NR^bR^c$, $-NR^aC(=NR^d)NR^bR^c$, $-NR^aS(O)R^b$, $-NR^aS(O)_2R^b$, $-NR^aS(O)NR^bR^c$, $-NR^aS(O)_2NR^bR^c$, $-SR^a$, $-S(O)R^a$, or $-S(O)_2R^a$; wherein each R^a, R^b, R^c, and R^d is independently hydrogen; C₁₋₆ alkyl, C₂₋₆ alkenyl, C₂₋₆ alkynyl, C₃₋₇ cycloalkyl, C₆₋₁₄ aryl, heteroaryl, or heterocyclyl, each optionally substituted with one or more, in one embodiment, one, two, three, or four, substituents Q; or R^b and R^c together with the N atom to which they are attached form heterocyclyl, optionally substituted with one or more, in one embodiment, one, two, three, or four, substituents Q;

wherein each Q is independently selected from the group consisting of cyano, halo, or nitro; C₁₋₆ alkyl, C₂₋₆ alkenyl, C₂₋₆ alkynyl, C₃₋₇ cycloalkyl, C₆₋₁₄ aryl, heteroaryl, or heterocyclyl; or -C(O)R^e, -C(O)OR^e, -C(O)NR^fR^g, -C(NR^e)NR^fR^g, -OR^e, -OC(O)R^e, -OC(O)OR^e, -OC(O)NR^fR^g, -OC(=NR^e)NR^fR^g, -OS(O)R^e, -OS(O)₂R^e, -OS(O)NR^fR^g, -OS(O)₂NR^fR^g, -NR^fR^g, -NR^eC(O)R^f, -NR^eC(O)OR^f, -NR^eC(O)NR^fR^g, -NR^eC(=NR^h)NR^fR^g, -NR^eS(O)R^f, -NR^eS(O)₂R^f, -NR^eS(O)NR^fR^g, -NR^eS(O)₂NR^fR^g, -SR^e, -S(O)R^e, or -S(O)₂R^e; wherein each R^e, R^f, R^g, and R^h is independently hydrogen; C₁₋₆ alkyl, C₂₋₆ alkenyl, C₂₋₆ alkynyl, C₃₋₇ cycloalkyl, C₆₋₁₄ aryl, heteroaryl, or heterocyclyl; or R^f and R^g together with the N atom to which they are attached form heterocyclyl.

[0050] In yet another embodiment, the compound of Formula I has the structure of Formula II:



wherein:

R⁶, L, Q¹, and Q² are each as defined herein; and

R³⁰ is hydrogen; C₁₋₆ alkyl, C₂₋₆ alkenyl, C₂₋₆ alkynyl, C₃₋₇ cycloalkyl, C₆₋₁₄ aryl, heteroaryl, heterocyclyl, or C₁₋₆ alkyl-C₃₋₇ cycloalkylene, each optionally substituted with one or more substituents Q; or -CH₂NR^{30a}R^{30b}, -CHR^{30c}NR^{30a}R^{30b}, -CHR^{30c}CHR^{30d}NR^{30a}R^{30b}, or -CH₂CR^{30c}R^{30d}NR^{30a}R^{30b}, wherein:

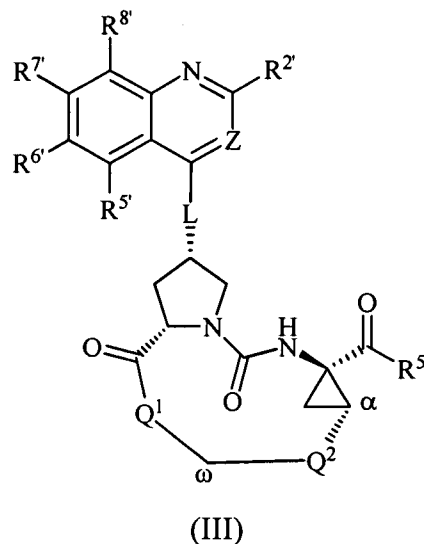
each R^{30a}, R^{30c}, and R^{30d} is independently hydrogen; C₁₋₆ alkyl, C₂₋₆ alkenyl, C₂₋₆ alkynyl, C₃₋₇ cycloalkyl, C₆₋₁₄ aryl, heteroaryl, heterocyclyl, or C₆₋₁₄ aryl-C₁₋₆ alkylene, each optionally substituted with one or more substituents Q; and

each R^{30b} is independently hydrogen; C₁₋₆ alkyl, C₂₋₆ alkenyl, C₂₋₆ alkynyl, C₃₋₇ cycloalkyl, C₆₋₁₄ aryl, heteroaryl, or heterocyclyl, each optionally substituted with one or more substituents Q; -S(O)_kR¹¹, -S(O)_kNR¹¹R¹², -C(O)R¹¹, -C(O)OR¹¹, -C(O)NR¹¹R¹², or -C(=NR¹³)NR¹¹R¹²; wherein each R¹¹, R¹², and R¹³ is independently hydrogen; C₁₋₆ alkyl, C₂₋₆ alkenyl, C₂₋₆ alkynyl, C₃₋₇ cycloalkyl, C₆₋₁₄ aryl, heteroaryl, or heterocyclyl, each optionally substituted with one or more substituents Q; or

R^{11} and R^{12} together with the N atom to which they are attached form heterocyclyl, optionally substituted with one or more substituents Q; or

R^{30a} and R^{30b} together with the N atom to which they are attached form heterocyclyl or heteroaryl, each optionally substituted with one or more substituents Q.

[0051] In yet another embodiment, the compound of Formula I has the structure of Formula III:



wherein:

R^5 , L, Q^1 , and Q^2 are each as defined herein; and

Z is $CR^{3'}$ or N;

$R^{2'}$, $R^{3'}$, $R^{5'}$, $R^{6'}$, $R^{7'}$, and $R^{8'}$ are each independently:

hydrogen, halo, cyano, trifluoromethyl, or nitro;

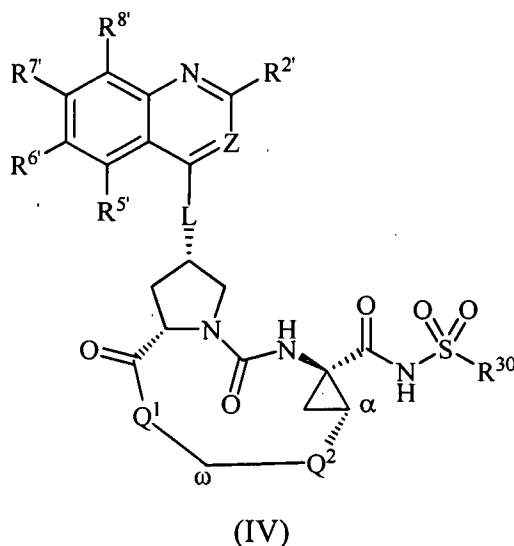
C_{1-6} alkyl, C_{2-6} alkenyl, C_{2-6} alkynyl, C_{3-7} cycloalkyl, C_{6-14} aryl,

heteroaryl, or heterocyclyl, each optionally substituted with one or more substituents Q as described herein; or

$-C(O)R^a$, $-C(O)OR^a$, $-C(O)NR^bR^c$, $-C(NR^a)NR^bR^c$, $-OR^a$,
 $-OC(O)R^a$, $-OC(O)OR^a$, $-OC(O)NR^bR^c$, $-OC(=NR^a)NR^bR^c$, $-OS(O)R^a$, $-OS(O)_2R^a$,
 $-OS(O)NR^bR^c$, $-OS(O)_2NR^bR^c$, $-NR^bR^c$, $-NR^aC(O)R^b$, $-NR^aC(O)OR^b$, $-NR^aC(O)NR^bR^c$,
 $-NR^aC(=NR^d)NR^bR^c$, $-NR^aS(O)R^b$, $-NR^aS(O)_2R^b$, $-NR^aS(O)NR^bR^c$, $-NR^aS(O)_2NR^bR^c$,
 $-SR^a$, $-S(O)R^a$, or $-S(O)_2R^a$; wherein each R^a , R^b , R^c , and R^d is independently hydrogen;
 C_{1-6} alkyl, C_{2-6} alkenyl, C_{2-6} alkynyl, C_{3-7} cycloalkyl, C_{6-14} aryl, heteroaryl, or heterocyclyl,
 each optionally substituted with one or more substituents Q as described herein; or R^b and R^c
 together with the N atom to which they are attached form heterocyclyl, optionally substituted

with one or more substituents Q as described herein.

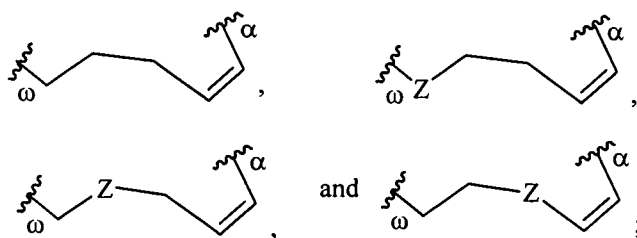
[0052] In yet another embodiment, the compound of Formula I has the structure of Formula IV:



wherein R^{30} , $R^{2'}$, $R^{3'}$, $R^{5'}$, $R^{6'}$, $R^{7'}$, $R^{8'}$, L, Q^1 , Q^2 , and Z are each as defined herein.

[0053] In certain embodiments, Q^2 is C_{3-9} alkylene. In certain embodiments, Q^2 is C_{3-9} alkenylene. In certain embodiments, Q^2 is C_{3-9} alkenylene having one carbon-carbon double bond in either *cis* or *trans* configuration. In certain embodiments, Q^2 is C_{3-9} alkenylene having one carbon-carbon double bond in *cis* configuration. In certain embodiments, Q^2 is C_{3-9} alkynylene.

[0054] In certain embodiments, Q^2 is selected from the group consisting of:



wherein:

Z is $-O-$, $-S-$, or $-N(R^Z)-$, wherein R^Z is hydrogen, C_{1-6} alkyl, aryl, heteroaryl, heterocyclyl, $-C(O)R^{Za}$, $-C(O)OR^{Za}$, $-C(O)NR^{Zb}R^{Zc}$, $-S(O)_2NR^{Zb}R^{Zc}$, or $-S(O)_2R^{Za}$; and

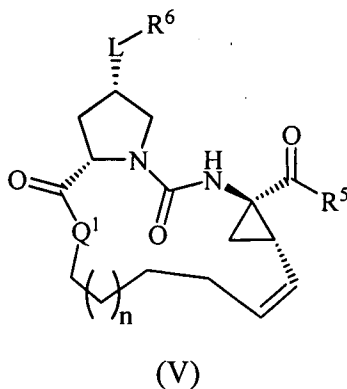
each R^{Za} , R^{Zb} , and R^{Zc} is independently hydrogen, C_{1-6} alkyl, C_{2-6} alkenyl, C_{2-6} alkynyl, C_{3-7} cycloalkyl, C_{6-14} aryl, heteroaryl, or heterocyclyl; or

R^{Zb} and R^{Zc} together with the N atom to which they are attached form

heterocyclyl or heteroaryl;

wherein each alkyl, alkenyl, alkynyl, cycloalkyl, aryl, heteroaryl, and heterocyclyl is optionally substituted with one or more substituents Q as described herein.

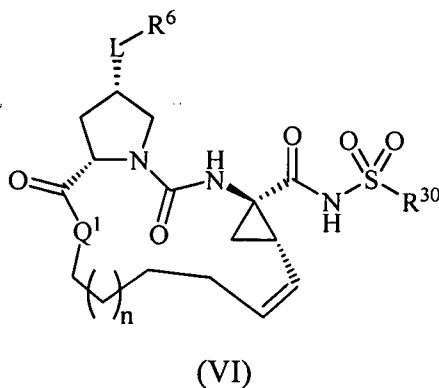
[0055] In one embodiment, the compound of Formula I has the structure of Formula V:



wherein

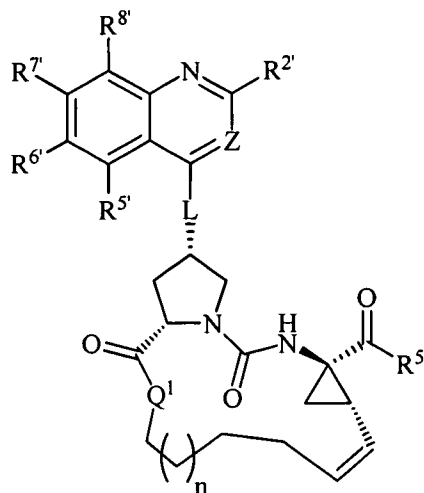
R^5 , R^6 , L, and Q^1 are each as defined herein; and
n is an integer of 0, 1, 2, 3, 4, or 5.

[0056] In yet another embodiment, the compound of Formula V has the structure of Formula VI:



wherein R^6 , R^{30} , L, Q^1 , and n are each as defined herein.

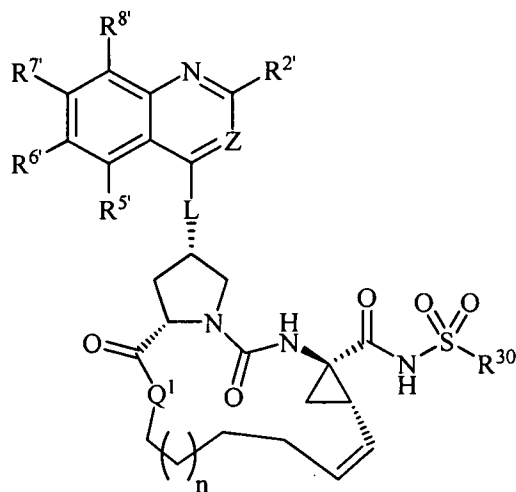
[0057] In yet another embodiment, the compound of Formula V has the structure of Formula VII:



(VII)

wherein R^5 , $R^{2'}$, $R^{3'}$, $R^{5'}$, $R^{6'}$, $R^{7'}$, $R^{8'}$, L , Q^1 , Z , and n are each as defined herein.

[0058] In yet another embodiment, the compound of Formula V has the structure of Formula VIII:



(VIII)

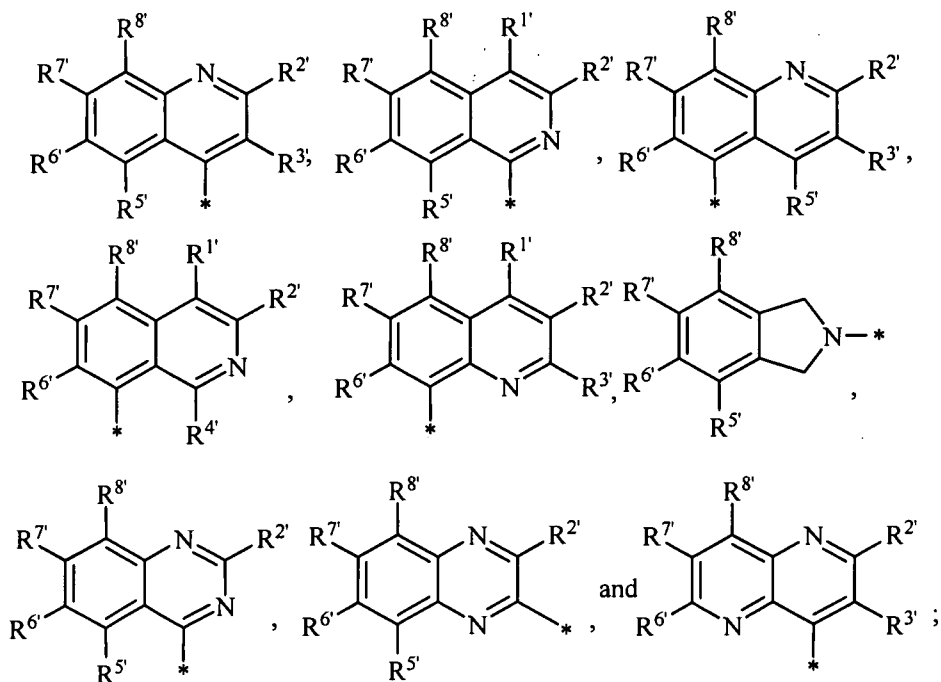
wherein R^{30} , $R^{2'}$, $R^{3'}$, $R^{5'}$, $R^{6'}$, $R^{7'}$, $R^{8'}$, L , Q^1 , Z , and n are each as defined herein.

[0059] The groups R^5 , R^6 , R^{30} , $R^{2'}$, $R^{3'}$, $R^{5'}$, $R^{6'}$, $R^{7'}$, $R^{8'}$, L , Q^1 , Q^2 , and n in Formulae I, II, III, IV, V, VI, VII, and VIII are further defined herein. All combinations of the embodiments provided herein for such groups are within the scope of this disclosure.

[0060] In certain embodiments, n is 0, 1, 2, 3, 4, or 5. In certain embodiments, n is 0. In certain embodiments, n is 1. In certain embodiments, n is 2. In certain embodiments, n is 3. In certain embodiments, n is 4. In certain embodiments, n is 5.

[0061] In certain embodiments, R⁶ is hydrogen. In certain embodiments, R⁶ is C₁₋₆ alkyl, C₃₋₇ cycloalkyl, C₆₋₁₄ aryl, heteroaryl, or heterocyclyl, each optionally substituted with one or more substituents Q as described herein. In certain embodiments, R⁶ is C₁₋₆ alkyl, optionally substituted with one or more substituents Q. In certain embodiments, R⁶ is C₂₋₆ alkenyl, optionally substituted with one or more substituents Q. In certain embodiments, R⁶ is C₂₋₆ alkynyl, optionally substituted with one or more substituents Q. In certain embodiments, R⁶ is C₃₋₇ cycloalkyl, optionally substituted with one or more substituents Q. In certain embodiments, R⁶ is C₆₋₁₄ aryl, optionally substituted with one or more substituents Q. In certain embodiments, R⁶ is heteroaryl, optionally substituted with one or more substituents Q. In certain embodiments, R⁶ is heterocyclyl, optionally substituted with one or more substituents Q.

[0062] In certain embodiments, R^6 is selected from the group consisting of:



wherein:

R^{2'}, R^{3'}, R^{5'}, R^{6'}, R^{7'}, and R^{8'} are each as defined herein;

R^1 is independently:

hydrogen, halo, cyano, trifluoromethyl, or nitro;

C₁₋₆ alkyl, C₂₋₆ alkenyl, C₂₋₆ alkynyl, C₃₋₇ cycloalkyl, C₆₋₁₄ aryl,

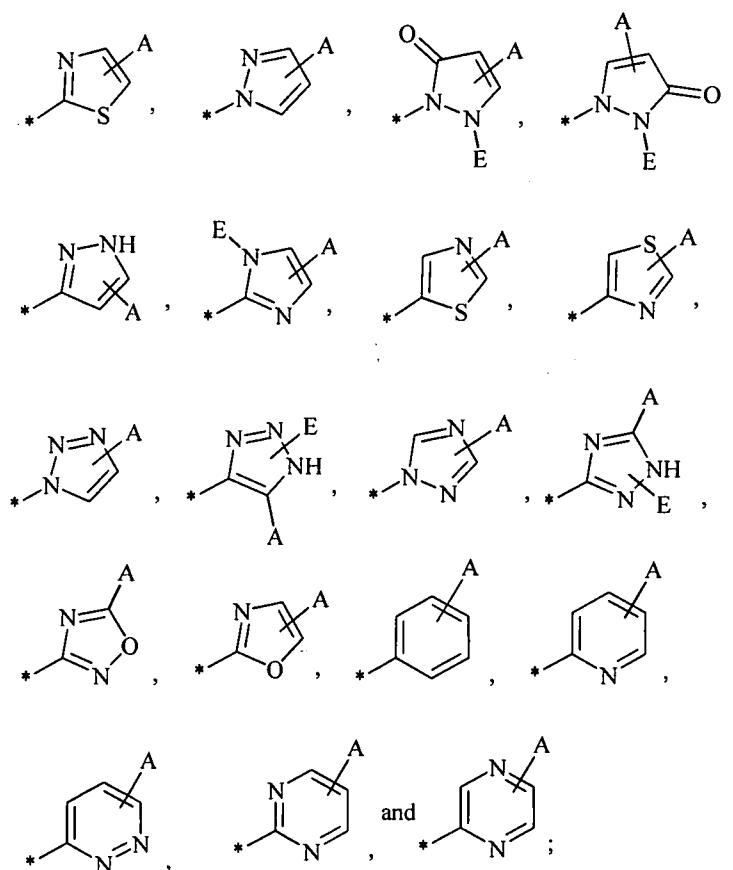
heteroaryl, or heterocyclyl, each optionally substituted with one or more substituents Q as described herein; or

$-C(O)R^a$, $-C(O)OR^a$, $-C(O)NR^bR^c$, $-C(NR^a)NR^bR^c$, $-OR^a$,
 $-OC(O)R^a$, $-OC(O)OR^a$, $-OC(O)NR^bR^c$, $-OC(=NR^a)NR^bR^c$, $-OS(O)R^a$, $-OS(O)_2R^a$,
 $-OS(O)NR^bR^c$, $-OS(O)_2NR^bR^c$, $-NR^bR^c$, $-NR^aC(O)R^b$, $-NR^aC(O)OR^b$, $-NR^aC(O)NR^bR^c$,
 $-NR^aC(=NR^d)NR^bR^c$, $-NR^aS(O)R^b$, $-NR^aS(O)_2R^b$, $-NR^aS(O)NR^bR^c$, $-NR^aS(O)_2NR^bR^c$,
 $-SR^a$, $-S(O)R^a$, or $-S(O)_2R^a$; wherein each R^a , R^b , R^c , and R^d is independently hydrogen;
 C_{1-6} alkyl, C_{2-6} alkenyl, C_{2-6} alkynyl, C_{3-7} cycloalkyl, C_{6-14} aryl, heteroaryl, or heterocyclyl,
 each optionally substituted with one or more substituents Q as described herein; or R^b and R^c
 together with the N atom to which they are attached form heterocyclyl, optionally substituted
 with one or more substituents Q as described herein; and

each star (*) represents the point of attachment.

[0063] In certain embodiments, $R^{2'}$ is C_{1-6} alkyl, C_{2-6} alkenyl, C_{2-6} alkynyl, C_{3-7} cycloalkyl, C_{6-14} aryl, heteroaryl, or heterocyclyl, each optionally substituted with one or more substituents Q as described herein. In certain embodiments, $R^{2'}$ is C_{6-14} aryl, heteroaryl, or heterocyclyl, each optionally substituted with one or more substituents Q as described herein.

[0064] In certain embodiments, $R^{2'}$ is selected from the group consisting of:



wherein

each A is independently hydrogen, halo, cyano, or nitro; C_{1-6} alkyl, C_{2-6} alkenyl, C_{2-6} alkynyl, C_{3-7} cycloalkyl, C_{6-14} aryl, heteroaryl, or heterocyclyl, each optionally substituted with one or more substituents Q as described herein; or $-C(O)R^a$, $-C(O)OR^a$, $-C(O)NR^bR^c$, $-C(NR^a)NR^bR^c$, $-OR^a$, $-OC(O)R^a$, $-OC(O)OR^a$, $-OC(O)NR^bR^c$, $-OC(=NR^a)NR^bR^c$, $-OS(O)R^a$, $-OS(O)_2R^a$, $-OS(O)NR^bR^c$, $-OS(O)_2NR^bR^c$, $-NR^bR^c$, $-NR^aC(O)R^b$, $-NR^aC(O)OR^b$, $-NR^aC(O)NR^bR^c$, $-NR^aC(=NR^d)NR^bR^c$, $-NR^aS(O)R^b$, $-NR^aS(O)_2R^b$, $-NR^aS(O)NR^bR^c$, $-NR^aS(O)_2NR^bR^c$, $-SR^a$, $-S(O)R^a$, or $-S(O)_2R^a$; wherein each R^a , R^b , R^c , and R^d is independently hydrogen; C_{1-6} alkyl, C_{2-6} alkenyl, C_{2-6} alkynyl, C_{3-7} cycloalkyl, C_{6-14} aryl, heteroaryl, or heterocyclyl, each optionally substituted with one or more substituents Q as described herein; or R^b and R^c together with the N atom to which they are attached form heterocyclyl, optionally substituted with one or more substituents Q as described herein;

each E is independently hydrogen; C_{1-6} alkyl, C_{2-6} alkenyl, C_{2-6} alkynyl, C_{3-7} cycloalkyl, C_{6-14} aryl, heteroaryl, or heterocyclyl, each optionally substituted with one or more substituents Q as described herein; or $-C(O)R^a$, $-C(O)OR^a$, $-C(O)NR^bR^c$,

$-\text{C}(\text{NR}^a)\text{NR}^b\text{R}^c$, $-\text{OR}^a$, $-\text{OC}(\text{O})\text{R}^a$, $-\text{OC}(\text{O})\text{OR}^a$, $-\text{OC}(\text{O})\text{NR}^b\text{R}^c$, $-\text{OC}(=\text{NR}^a)\text{NR}^b\text{R}^c$,
 $-\text{OS}(\text{O})\text{R}^a$, $-\text{OS}(\text{O})_2\text{R}^a$, $-\text{OS}(\text{O})\text{NR}^b\text{R}^c$, $-\text{OS}(\text{O})_2\text{NR}^b\text{R}^c$, $-\text{NR}^b\text{R}^c$, $-\text{NR}^a\text{C}(\text{O})\text{R}^b$,
 $-\text{NR}^a\text{C}(\text{O})\text{OR}^b$, $-\text{NR}^a\text{C}(\text{O})\text{NR}^b\text{R}^c$, $-\text{NR}^a\text{C}(=\text{NR}^d)\text{NR}^b\text{R}^c$, $-\text{NR}^a\text{S}(\text{O})\text{R}^b$, $-\text{NR}^a\text{S}(\text{O})_2\text{R}^b$,
 $-\text{NR}^a\text{S}(\text{O})\text{NR}^b\text{R}^c$, $-\text{NR}^a\text{S}(\text{O})_2\text{NR}^b\text{R}^c$, $-\text{SR}^a$, $-\text{S}(\text{O})\text{R}^a$, or $-\text{S}(\text{O})_2\text{R}^a$; wherein each R^a , R^b , R^c ,
 and R^d is independently hydrogen; C_{1-6} alkyl, C_{2-6} alkenyl, C_{2-6} alkynyl, C_{3-7} cycloalkyl, C_{6-14}
 aryl, heteroaryl, or heterocyclyl, each optionally substituted with one or more substituents Q
 as described herein; or R^b and R^c together with the N atom to which they are attached form
 heterocyclyl, optionally substituted with one or more substituents Q as described herein; and
 each star (*) is the point of attachment.

[0065] In certain embodiments, A is hydrogen, halo, cyano, nitro, C_{1-6} alkyl, C_{2-6} alkenyl, C_{2-6} alkynyl, C_{3-7} cycloalkyl, C_{6-14} aryl, heteroaryl, or heterocyclyl, wherein each alkyl, alkenyl, alkynyl, cycloalkyl, aryl, heteroaryl, and heterocyclyl is optionally substituted with one or more substituents Q as described herein.

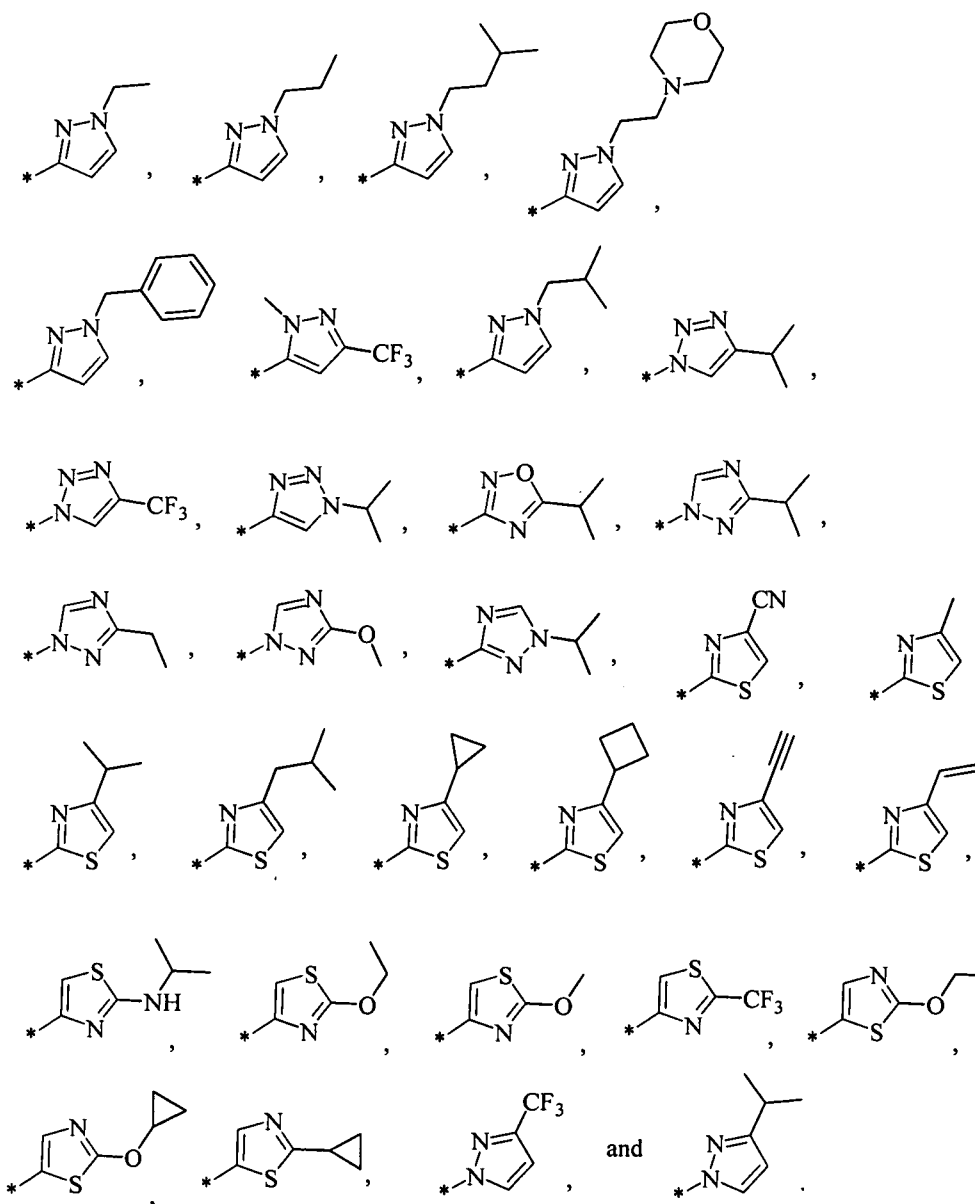
[0066] In certain embodiments, A is hydrogen, halo, cyano, or nitro; C_{1-6} alkyl, C_{2-6} alkenyl, C_{2-6} alkynyl, C_{1-6} alkoxy, C_{1-6} alkylamine (i.e., $-\text{NR}^b\text{R}^c$, where R^b is hydrogen and R^c is C_{1-6} alkyl), or di(C_{1-6} alkyl)amino (i.e., $-\text{NR}^b\text{R}^c$, where R^b and R^c are each independently C_{1-6} alkyl), each optionally substituted with one or more substituents Q as described herein.

[0067] In certain embodiments, A is hydrogen or C_{1-6} alkyl, optionally substituted with one or more substituents Q as described herein. In certain embodiments, A is hydrogen. In certain embodiments, A is C_{1-6} alkyl, optionally substituted with one or more substituents Q as described herein. In certain embodiments, A is C_{2-6} alkenyl, optionally substituted with one or more substituents Q as described herein. In certain embodiments, A is C_{2-6} alkynyl, optionally substituted with one or more substituents Q as described herein. In certain embodiments, A is C_{3-7} cycloalkyl, optionally substituted with one or more substituents Q as described herein. In certain embodiments, A is C_{6-14} aryl, optionally substituted with one or more substituents Q as described herein. In certain embodiments, A is heteroaryl, optionally substituted with one or more substituents Q as described herein. In certain embodiments, A is heterocyclyl, optionally substituted with one or more substituents Q as described herein. In certain embodiments, A is $-\text{OR}^a$, wherein R^a is as defined herein. In certain embodiments, A is $-\text{NR}^b\text{R}^c$, wherein R^b and R^c are each as defined herein. In certain embodiments, A is isopropylamino.

[0068] In certain embodiments, A is hydrogen, cyano, fluoro, methyl, ethyl, *n*-propyl, isopropyl, isobutyl, isopentyl, trifluoromethyl, ethenyl, ethynyl, cyclopropyl, cyclobutyl, benzyl, 2-morpholin-4-yl-ethyl, methoxy, ethoxy, or isopropylamino. In certain embodiments, A is hydrogen, cyano, methyl, isopropyl, isobutyl, trifluoromethyl, cyclopropyl, cyclobutyl, ethenyl, ethynyl, methoxy, ethoxy, or isopropylamino.

[0069] In certain embodiments, E is hydrogen, C₁₋₆ alkyl, C₂₋₆ alkenyl, C₂₋₆ alkynyl, C₃₋₇ cycloalkyl, C₆₋₁₄ aryl, heterocyclyl, or heteroaryl, wherein each alkyl, alkenyl, alkynyl, cycloalkyl, aryl, heteroaryl, and heterocyclyl is optionally substituted with one or more substituents Q as described herein. In certain embodiments, E is hydrogen, methyl, ethyl, *n*-propyl, isopropyl, cyclopropyl, isobutyl, isopentyl, trifluoromethyl, benzyl, 2-morpholin-4-yl-ethyl, cyclobutyl, ethynyl, methoxy, ethoxy, or isopropylamino. In certain embodiments, E is hydrogen, methyl, ethyl, *n*-propyl, isopropyl, isobutyl, isopentyl, benzyl, or 2-morpholin-4-yl-ethyl.

[0070] In certain embodiments, $R^{2'}$ is selected from the group consisting of:



[0071] In certain embodiments, L is a bond. In certain embodiments, L is C_{1-6} alkylene, optionally substituted with one or more substituents Q as described herein.

[0072] In certain embodiments, L is $-(CR^{6a}R^{6b})_pX-$, wherein R^{6a} , R^{6b} , X, and p are each as defined herein. In certain embodiments, R^{6a} and R^{6b} are each independently hydrogen or halo. In certain embodiments, L is $-(CR^{6a}R^{6b})_pO-$, wherein R^{6a} , R^{6b} , and p are each as defined herein. In certain embodiments, L is $-(CR^{6a}R^{6b})_pC(O)-$, wherein R^{6a} , R^{6b} , and p are each as defined herein. In certain embodiments, L is $-(CR^{6a}R^{6b})_pC(O)O-$, wherein R^{6a} , R^{6b} , and p are each as defined herein. In certain embodiments, L is $-(CR^{6a}R^{6b})_pOC(O)-$, wherein R^{6a} , R^{6b} , and p are each as defined herein. In certain embodiments, L is

$-(CR^{6a}R^{6b})_pOC(O)O-$, wherein R^{6a} , R^{6b} , and p are each as defined herein. In certain embodiments, L is $-(CR^{6a}R^{6b})_pC(O)NR^{14}-$, wherein R^{6a} , R^{6b} , R^{14} , and p are each as defined herein. In certain embodiments, L is $-(CR^{6a}R^{6b})_pNR^{14}C(O)-$, wherein R^{6a} , R^{6b} , R^{14} , and p are each as defined herein. In certain embodiments, L is $-(CR^{6a}R^{6b})_pNR^{14}C(O)NR^{15}-$, wherein R^{6a} , R^{6b} , R^{14} , R^{15} , and p are each as defined herein. In certain embodiments, L is $-(CR^{6a}R^{6b})_pC(=NR^{14})NR^{15}-$, wherein R^{6a} , R^{6b} , R^{14} , R^{15} , and p are each as defined herein. In certain embodiments, L is $-(CR^{6a}R^{6b})_pNR^{14}C(=NR^{15})-$, wherein R^{6a} , R^{6b} , R^{14} , R^{15} , and p are each as defined herein. In certain embodiments, L is $-(CR^{6a}R^{6b})_pNR^{14}C(=NR^{15})NR^{16}-$, wherein R^{6a} , R^{6b} , R^{14} , R^{15} , R^{16} , and p are each as defined herein. In certain embodiments, L is $-(CR^{6a}R^{6b})_pS(O)_k-$, wherein R^{6a} , R^{6b} , k , and p are each as defined herein. In certain embodiments, L is $-(CR^{6a}R^{6b})_pS(O)_kNR^{14}-$, wherein R^{6a} , R^{6b} , R^{14} , k , and p are each as defined herein. In certain embodiments, L is $-(CR^{6a}R^{6b})_pNR^{14}S(O)_k-$, wherein R^{6a} , R^{6b} , R^{14} , k , and p are each as defined herein. In certain embodiments, L is $-(CR^{6a}R^{6b})_pNR^{14}S(O)_kNR^{15}-$, wherein R^{6a} , R^{6b} , R^{14} , R^{15} , k , and p are each as defined herein. In certain embodiments, L is $-(CR^{6a}R^{6b})_pP(O)OR^{14}-$, wherein R^{6a} , R^{6b} , R^{14} , k , and p are each as defined herein. In certain embodiments, L is $-(CR^{6a}R^{6b})_pOP(O)OR^{14}-$, wherein R^{6a} , R^{6b} , R^{14} , k , and p are each as defined herein.

[0073] In certain embodiments, L is $-(CH_2)_p-$, wherein p is as defined herein. In certain embodiments, L is $-(CH_2)_pCF_2-$ or $-CF_2(CH_2)_p-$, wherein p is as defined herein. In certain embodiments, L is $-CF_2-$. In certain embodiments, L is $-(CH_2)_pO-$, wherein p is as defined herein. In certain embodiments, L is $-(CH_2)_pC(O)-$, wherein p is as defined herein. In certain embodiments, L is $-(CH_2)_pC(O)O-$, wherein p is as defined herein. In certain embodiments, L is $-(CH_2)_pOC(O)-$, wherein p is as defined herein. In certain embodiments, L is $-(CH_2)_pC(O)NR^{14}-$, wherein R^{14} and p are as defined herein. In certain embodiments, L is $-(CH_2)_pNR^{14}C(O)-$, wherein R^{14} and p are as defined herein. In certain embodiments, L is $-(CH_2)_pNR^{14}C(O)NR^{15}-$, wherein R^{14} , R^{15} , and p are as defined herein.

[0074] In certain embodiments, p is 1. In certain embodiments, p is 2. In certain embodiments, p is 3.

[0075] In certain embodiments, L is C_{2-6} alkenylene, optionally substituted with one or more substituents Q . In certain embodiments, L is C_{2-6} alkynylene, optionally substituted with one or more substituents Q . In certain embodiments, L is C_{3-7} cycloalkylene, optionally

substituted with one or more substituents Q.

[0076] In certain embodiments, L is $-X-$, wherein X is as defined herein. In certain embodiments, L is $-O-$. In certain embodiments, L is $-C(O)-$. In certain embodiments, L is $-C(O)O-$. In certain embodiments, L is $-OC(O)-$. In certain embodiments, L is $-OC(O)O-$. In certain embodiments, L is $-C(O)NR^{14}-$, wherein R^{14} is as defined herein. In certain embodiments, L is $-C(=NR^{14})NR^{15}-$, wherein R^{14} and R^{15} are each as defined herein. In certain embodiments, L is $-NR^{14}-$, wherein R^{14} is as defined herein. In certain embodiments, L is $-NR^{14}C(O)-$, wherein R^{14} is as defined herein. In certain embodiments, L is $-NR^{14}C(O)NR^{15}-$, wherein R^{14} and R^{15} are each as defined herein. In certain embodiments, L is $-NR^{14}C(=NR^{15})-$, wherein R^{14} and R^{15} are each as defined herein. In certain embodiments, L is $-NR^{14}C(=NR^{15})NR^{16}-$, wherein R^{14} , R^{15} , and R^{16} are each as defined herein. In certain embodiments, L is $-NR^{14}S(O)_k-$, wherein R^{14} and k are each as defined herein. In certain embodiments, L is $-NR^{14}S(O)_kNR^{15}-$, wherein k, R^{14} , and R^{15} are each as defined herein. In certain embodiments, L is $-S(O)_k-$, wherein k is as defined herein. In certain embodiments, L is $-S(O)_kNR^{14}-$, wherein R^{14} and k are each as defined herein. In certain embodiments, L is $-P(O)(OR^{14})-$, wherein R^{14} is as defined herein. In certain embodiments, L is $-OP(O)(OR^{14})-$, wherein R^{14} is as defined herein.

[0077] In certain embodiments, each R^{14} and R^{15} is independently hydrogen; C_{1-6} alkyl, C_{3-7} cycloalkyl, C_{6-14} aryl, heteroaryl, or heterocyclyl, each optionally substituted with one or more substituents Q as described herein. In certain embodiments, each R^{14} and R^{15} is independently hydrogen; C_{1-6} alkyl, or C_{3-7} cycloalkyl, each optionally substituted with one or more substituents Q as described herein. In certain embodiments, R^{14} and R^{15} are hydrogen.

[0078] In certain embodiments, $R^{3'}$ is hydrogen. In certain embodiments, $R^{5'}$ is hydrogen. In certain embodiments, $R^{3'}$ and $R^{5'}$ are hydrogen. In certain embodiments, $R^{5'}$ is methoxy.

[0079] In certain embodiments, $R^{6'}$ is hydrogen, hydroxyl, cyano, or halo; C_{1-6} alkyl, C_{2-6} alkenyl, C_{2-6} alkynyl, C_{3-7} cycloalkyl, C_{6-14} aryl, heteroaryl, or heterocyclyl, each optionally substituted with one or more substituents Q as described herein; or $-OR^a$, wherein R^a is C_{1-6} alkyl, C_{2-6} alkenyl, C_{2-6} alkynyl, C_{3-7} cycloalkyl, C_{6-14} aryl, heteroaryl, or heterocyclyl, each optionally substituted with one or more substituents Q as described herein.

[0080] In certain embodiments, $R^{6'}$ is halo or $-OR^a$, wherein R^a is as defined herein.

In certain embodiments, $R^{6'}$ is $-OR^a$, wherein R^a is as defined herein. In certain embodiments, R^a is C_{1-6} alkyl, C_{3-7} cycloalkyl, or C_{6-14} aryl, each optionally substituted with one or more substituents Q as described herein. In certain embodiments, R^a is C_{1-6} alkyl or C_{3-7} cycloalkyl, each optionally substituted with one or more substituents Q as described herein. In certain embodiments, $R^{6'}$ is methoxy. In certain embodiments, $R^{6'}$ is halo. In certain embodiments, $R^{6'}$ is chloro. In certain embodiments, $R^{6'}$ is fluoro. In certain embodiments, $R^{6'}$ is hydrogen.

[0081] In certain embodiments, $R^{7'}$ is hydrogen, hydroxyl, cyano, or halo; C_{1-6} alkyl, C_{2-6} alkenyl, C_{2-6} alkynyl, C_{3-7} cycloalkyl, C_{6-14} aryl, heteroaryl, or heterocyclyl, each optionally substituted with one or more substituents Q as described herein; or $-OR^a$, wherein R^a is C_{1-6} alkyl, C_{2-6} alkenyl, C_{2-6} alkynyl, C_{3-7} cycloalkyl, C_{6-14} aryl, heteroaryl, or heterocyclyl, each optionally substituted with one or more substituents Q as described herein.

[0082] In certain embodiments, $R^{7'}$ is halo or $-OR^a$, wherein R^a is as defined herein. In certain embodiments, $R^{7'}$ is $-OR^a$, wherein R^a is as defined herein. In certain embodiments, R^a is C_{1-6} alkyl, C_{3-7} cycloalkyl, or C_{6-14} aryl, each optionally substituted with one or more substituents Q as described herein. In certain embodiments, R^a is C_{1-6} alkyl or C_{3-7} cycloalkyl, each optionally substituted with one or more substituents Q as described herein. In certain embodiments, $R^{7'}$ is methoxy. In certain embodiments, $R^{7'}$ is halo. In certain embodiments, $R^{7'}$ is chloro. In certain embodiments, $R^{7'}$ is fluoro. In certain embodiments, $R^{7'}$ is hydrogen.

[0083] In certain embodiments, $R^{6'}$ is $-OR^a$ and $R^{7'}$ is hydrogen, wherein R^a is as defined herein. In certain embodiments, $R^{6'}$ is methoxy and $R^{7'}$ is hydrogen.

[0084] In certain embodiments, $R^{6'}$ is hydrogen and $R^{7'}$ is $-OR^a$, wherein R^a is as defined herein. In certain embodiments, $R^{6'}$ is hydrogen and $R^{7'}$ is methoxy.

[0085] In certain embodiments, $R^{8'}$ is hydrogen, hydroxyl, cyano, or halo; C_{1-6} alkyl, C_{2-6} alkenyl, C_{2-6} alkynyl, C_{3-7} cycloalkyl, C_{6-14} aryl, heteroaryl, or heterocyclyl, each optionally substituted with one or more substituents Q as described herein; or $-OR^a$, wherein R^a is C_{1-6} alkyl, C_{2-6} alkenyl, C_{2-6} alkynyl, C_{6-14} aryl, C_{3-7} cycloalkyl, heteroaryl, or heterocyclyl, each optionally substituted with one or more substituents Q as described herein. In certain embodiments, $R^{8'}$ is hydrogen, halo, or C_{1-6} alkyl, optionally substituted with one or more substituents Q as described herein. In certain embodiments, $R^{8'}$ is hydrogen.

[0086] In certain embodiments, $R^{8'}$ is halo. In certain embodiments, $R^{8'}$ is fluoro. In certain embodiments, $R^{8'}$ is chloro. In certain embodiments, $R^{8'}$ is bromo. In certain embodiments, $R^{8'}$ is iodo.

[0087] In certain embodiments, $R^{8'}$ is C_{1-6} alkyl, optionally substituted with one or more substituents Q as described herein. In certain embodiments, $R^{8'}$ is methyl.

[0088] In certain embodiments, $R^{5'}$ is hydrogen or methoxy; $R^{6'}$ is hydrogen or methoxy; $R^{7'}$ is hydrogen, chloro, or methoxy; and $R^{8'}$ is hydrogen, chloro, fluoro, bromo, or methyl. In certain embodiments, $R^{5'}$ is methoxy, and $R^{7'}$ is fluoro. In certain embodiments, $R^{6'}$ is methoxy, and $R^{7'}$ is chloro. In certain embodiments, $R^{6'}$ is methoxy, and $R^{8'}$ is methyl. In certain embodiments, $R^{7'}$ is methoxy, and $R^{8'}$ is fluoro. In certain embodiments, $R^{7'}$ is methoxy, and $R^{8'}$ is chloro. In certain embodiments, $R^{7'}$ is methoxy, and $R^{8'}$ is bromo. In certain embodiments, $R^{7'}$ is methoxy, and $R^{8'}$ is methyl.

[0089] In certain embodiments, $R^{1'}$ is hydrogen.

[0090] In certain embodiments, Q^1 is $-O-$.

[0091] In certain embodiments, Q^1 is $-N(R^{17})-$, wherein R^{17} is as defined herein. In one embodiment, R^{17} is hydrogen; C_{1-6} alkyl, C_{2-6} alkenyl, C_{2-6} alkynyl, C_{3-7} cycloalkyl, C_{6-14} aryl, heteroaryl, or heterocyclyl, each optionally substituted with one or more substituents Q as described herein. In another embodiment, R^{17} is hydrogen; C_{1-6} alkyl, or C_{3-7} cycloalkyl, each optionally substituted with one or more substituents Q as described herein. In yet another embodiment, R^{17} is hydrogen or C_{1-6} alkyl, optionally substituted with one or more substituents Q as described herein. In yet another embodiment, R^{17} is hydrogen. In yet another embodiment, R^{17} is C_{1-6} alkyl, optionally substituted with one or more substituents Q as described herein. In still another embodiment, R^{17} is methyl.

[0092] In certain embodiments, Q^1 is $-C(R^{18}R^{19})-$, wherein R^{18} and R^{19} are each as defined herein. In one embodiment, R^{18} and R^{19} are each independently hydrogen; C_{1-6} alkyl, or C_{3-7} cycloalkyl, each optionally substituted with one or more substituents Q as described herein. In another embodiment, R^{18} is hydrogen. In yet another embodiment, R^{19} is hydrogen. In yet another embodiment, R^{18} and R^{19} are hydrogen. In another embodiment, R^{18} is C_{1-6} alkyl, optionally substituted with one or more substituents Q as described herein. In yet another embodiment, R^{19} is C_{1-6} alkyl, optionally substituted with one or more

substituents Q as described herein. In still another embodiment, R^{18} and R^{19} are each independently C_{1-6} alkyl, optionally substituted with one or more substituents Q as described herein.

[0093] In certain embodiments, Q^1 is $-C(R^{18}R^{19})-$, wherein R^{18} and R^{19} together with the C atom to which they are attached form cycloalkyl, optionally substituted with one or more substituents Q as described herein.

[0094] In certain embodiments, Q^1 is $-CR^{17}(NR^{18}R^{19})-$, wherein R^{17} , R^{18} , and R^{19} are each as defined herein. In one embodiment, R^{17} and R^{18} are each independently hydrogen; C_{1-6} alkyl, or C_{3-7} cycloalkyl, each optionally substituted with one or more substituents Q as described herein. In another embodiment, R^{17} is hydrogen or C_{1-6} alkyl, optionally substituted with one or more substituents Q as described herein. In yet another embodiment, R^{17} is hydrogen. In yet another embodiment, R^{17} is C_{1-6} alkyl, optionally substituted with one or more substituents Q as described herein. In yet another embodiment, R^{17} is methyl. In one embodiment, R^{18} is hydrogen or C_{1-6} alkyl, optionally substituted with one or more substituents Q as described herein. In yet another embodiment, R^{18} is hydrogen. In yet another embodiment, R^{18} is C_{1-6} alkyl, optionally substituted with one or more substituents Q as described herein. In yet another embodiment, R^{18} is methyl. In yet another embodiment, R^{17} and R^{18} are hydrogen.

[0095] In certain embodiments, R^{19} is hydrogen, $-C(O)R^{20}$, $-C(O)OR^{20}$, $-C(O)NR^{21}R^{22}$, or $-C(=NR^{20})NR^{21}R^{22}$, wherein R^{20} , R^{21} , and R^{22} are each as defined herein. In certain embodiments, R^{19} is hydrogen. In certain embodiments, R^{19} is $-C(O)R^{20}$, wherein R^{20} is as defined herein. In certain embodiments, R^{19} is $-C(O)NR^{21}R^{22}$, wherein R^{21} and R^{22} are each as defined herein. In certain embodiments, R^{19} is $-C(=NR^{20})NR^{21}R^{22}$, wherein R^{20} , R^{21} , and R^{22} are each as defined herein. In certain embodiments, R^{21} and R^{22} together with the N atom to which they are attached form heterocyclyl, optionally substituted with one or more substituents Q as described herein.

[0096] In certain embodiments, R^{19} is $-C(O)OR^{20}$, wherein R^{20} is defined herein. In one embodiment, R^{20} is C_{1-6} alkyl, C_{3-7} cycloalkyl, C_{6-14} aryl, heteroaryl, or heterocyclyl, each optionally substituted with one or more substituents Q as described herein. In yet another embodiment, R^{20} is C_{1-6} alkyl, optionally substituted with one or more substituents Q as described herein. In yet another embodiment, R^{20} is *t*-butyl. In yet another embodiment, R^{20}

is C₆₋₁₄ aryl, optionally substituted with one or more substituents Q as described herein. In still another embodiment, R²⁰ is benzyl.

[0097] In certain embodiments, R¹⁸ and R¹⁹ together with the N atom to which they are attached form heterocyclyl, optionally substituted with one or more substituents Q as described herein.

[0098] In certain embodiments, R⁵ is -OH.

[0099] In certain embodiments, R⁵ is -NR⁸R⁹, wherein R⁸ and R⁹ are as defined herein. In certain embodiments, R⁸ and R⁹ together with the N atom to which they are attached form heterocyclyl, optionally substituted with one or more substituents Q as described herein.

[00100] In certain embodiments, R⁵ is -NHS(O)_kR⁸, wherein R⁸ and k are each as defined herein. In certain embodiments, R⁸ is C₁₋₆ alkyl, C₃₋₇ cycloalkyl, C₆₋₁₄ aryl, heteroaryl, heterocyclyl, or C₁₋₆ alkyl-C₃₋₇ cycloalkylene, each optionally substituted with one or more substituents Q as described herein; or -CH₂NR^{8a}R^{8b}, -CHR^{8c}CHR^{8d}NR^{8a}R^{8b}, or -CH₂CR^{8c}R^{8d}NR^{8a}R^{8b}, wherein R^{8a}, R^{8b}, R^{8c}, and R^{8d} are each as defined herein.

[00101] In certain embodiments, R⁸ is C₁₋₆ alkyl, C₃₋₇ cycloalkyl, C₆₋₁₄ aryl, heteroaryl, heterocyclyl, or C₁₋₆ alkyl-C₃₋₇ cycloalkylene, each optionally substituted with one or more substituents Q as described herein; or -CH₂NR^{8a}R^{8b}, -CHR^{8c}CHR^{8d}NR^{8a}R^{8b}, or -CH₂CR^{8c}R^{8d}NR^{8a}R^{8b}, wherein R^{8a}, R^{8b}, R^{8c}, and R^{8d} are each as defined herein. In certain embodiments, R⁸ is C₁₋₆ alkyl, optionally substituted with one or more substituents Q as described herein. In certain embodiments, R⁸ is methyl. In certain embodiments, R⁸ is C₃₋₇ cycloalkyl, optionally substituted with one or more substituents Q as described herein. In certain embodiments, R⁸ is cyclopropyl, 1-methylcyclopropyl, 1-ethynylcyclopropyl, cyclobutyl, cyclopentyl, or cyclohexyl. In certain embodiments, R⁸ is C₆₋₁₄ aryl, optionally substituted with one or more substituents Q as described herein. In certain embodiments, R⁸ is heteroaryl, optionally substituted with one or more substituents Q as described herein. In certain embodiments, R⁸ is heterocyclyl, optionally substituted with one or more substituents Q as described herein.

[00102] In certain embodiments, R⁸ is -CH₂NR^{8a}R^{8b}, wherein R^{8a} and R^{8b} are each as defined herein. In certain embodiments, R⁸ is -CHR^{8c}CHR^{8d}NR^{8a}R^{8b}, wherein R^{8a}, R^{8b}, R^{8c},

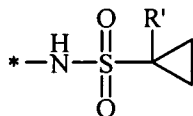
and R^{8d} are each as defined herein. In certain embodiments, R^8 is $-\text{CH}_2\text{CR}^{8c}\text{R}^{8d}\text{NR}^{8a}\text{R}^{8b}$, wherein R^{8a} , R^{8b} , R^{8c} , and R^{8d} are each as defined herein.

[00103] In certain embodiments, R^8 has the structure of



wherein R' is hydrogen; C_{1-6} alkyl, C_{2-6} alkenyl, C_{2-6} alkynyl, C_{3-7} cycloalkyl, C_{6-14} aryl, halogen, heteroaryl, or heterocyclyl, each optionally substituted with one or more substituents Q as described herein. In one embodiment, R' is C_{1-6} alkyl. In another embodiment, R' is hydrogen. In yet another embodiment, R' is methyl. In yet another embodiment, R' is C_{2-6} alkynyl. In still another embodiment, R' is ethynyl.

[00104] Thus, when R^5 is $-\text{NHS}(\text{O})_2\text{R}^8$, R^5 has the structure of



wherein R' is as defined herein. In one embodiment, R' is C_{1-6} alkyl. In another embodiment, R' is hydrogen. In yet another embodiment, R' is methyl. In yet another embodiment, R' is C_{2-6} alkynyl. In still another embodiment, R' is ethynyl.

[00105] In certain embodiments, R^{8a} is hydrogen; C_{1-6} alkyl, C_{3-7} cycloalkyl, C_{6-14} aryl, heteroaryl, or heterocyclyl, each optionally substituted with one or more substituents Q as described herein. In certain embodiments, R^{8a} is hydrogen; C_{1-6} alkyl, or C_{3-7} cycloalkyl, each optionally substituted with one or more substituents Q as described herein. In certain embodiments, R^{8a} is hydrogen. In certain embodiments, R^{8a} is C_{1-6} alkyl, optionally substituted with one or more substituents Q as described herein. In certain embodiments, R^{8a} is methyl. In certain embodiments, R^{8a} is C_{3-7} cycloalkyl, optionally substituted with one or more substituents Q as described herein. In certain embodiments, R^{8a} is C_{6-14} aryl, optionally substituted with one or more substituents Q as described herein. In certain embodiments, R^{8a} is heteroaryl, optionally substituted with one or more substituents Q as described herein. In certain embodiments, R^{8a} is heterocyclyl, optionally substituted with one or more substituents Q as described herein.

[00106] In certain embodiments, R^{8b} is hydrogen; C_{1-6} alkyl, C_{2-6} alkenyl, C_{2-6} alkynyl, C_{3-7} cycloalkyl, C_{6-14} aryl, heteroaryl, or heterocyclyl, each optionally substituted with one or more substituents Q as described herein; or $-\text{S}(\text{O})_k\text{R}^{11}$, $-\text{S}(\text{O})_k\text{NR}^{11}\text{R}^{12}$, $-\text{C}(\text{O})\text{R}^{11}$,

$-\text{C}(\text{O})\text{OR}^{11}$, $-\text{C}(\text{O})\text{NR}^{11}\text{R}^{12}$, or $-\text{C}(=\text{NR}^{11})\text{NR}^{12}\text{R}^{13}$, wherein R^{11} , R^{12} , R^{13} , and k are each as defined herein. In certain embodiments, R^{8b} is hydrogen; C_{1-6} alkyl, or C_{3-7} cycloalkyl, each optionally substituted with one or more substituents Q as described herein; or $-\text{C}(\text{O})\text{R}^{11}$, $-\text{C}(\text{O})\text{OR}^{11}$, or $-\text{C}(\text{O})\text{NR}^{11}\text{R}^{12}$, wherein R^{11} and R^{12} are each as defined herein. In certain embodiments, R^{8b} is hydrogen. In certain embodiments, R^{8b} is C_{1-6} alkyl, optionally substituted with one or more substituents Q as described herein. In certain embodiments, R^{8b} is methyl, ethyl, or isopropyl. In certain embodiments, R^{8b} is C_{3-7} cycloalkyl, optionally substituted with one or more substituents Q as described herein. In certain embodiments, R^{8b} is C_{6-14} aryl, optionally substituted with one or more substituents Q as described herein. In certain embodiments, R^{8b} is phenyl, optionally substituted with one or more substituents Q . In certain embodiments, R^{8b} is C_{6-14} aryl- C_{1-6} alkylene, each optionally substituted with one or more substituents Q as described herein. In certain embodiments, R^{8b} is benzyl. In certain embodiments, R^{8b} is $-\text{C}(\text{O})\text{R}^{11}$, wherein R^{11} is as defined herein. In certain embodiments, R^{8b} is $-\text{C}(\text{O})\text{R}^{11}$, and R^{11} is C_{1-6} alkyl, optionally substituted with one or more substituents Q as described herein. In certain embodiments, R^{8b} is acetyl. In certain embodiments, R^{8b} is $-\text{C}(\text{O})\text{OR}^{11}$, wherein R^{11} is as defined herein. In certain embodiments, R^{8b} is $-\text{C}(\text{O})\text{OR}^{11}$, and R^{11} is C_{1-6} alkyl, optionally substituted with one or more substituents Q as described herein. In certain embodiments, R^{8b} is $-\text{C}(\text{O})\text{O}-t\text{-butyl}$ (Boc). In certain embodiments, R^{8b} is $-\text{C}(\text{O})\text{NR}^{11}\text{R}^{12}$, wherein R^{11} and R^{12} are each as defined herein.

[00107] In certain embodiments, R^{8c} is hydrogen; C_{1-6} alkyl, C_{3-7} cycloalkyl, C_{6-14} aryl, heteroaryl, or heterocyclyl, each optionally substituted with one or more substituents Q as described herein. In certain embodiments, R^{8c} is hydrogen; C_{1-6} alkyl, or C_{3-7} cycloalkyl, each optionally substituted with one or more substituents Q as described herein. In certain embodiments, R^{8c} is hydrogen. In certain embodiments, R^{8c} is C_{1-6} alkyl, optionally substituted with one or more substituents Q as described herein. In certain embodiments, R^{8c} is methyl. In certain embodiments, R^{8c} is C_{3-7} cycloalkyl, optionally substituted with one or more substituents Q as described herein. In certain embodiments, R^{8c} is C_{6-14} aryl, optionally substituted with one or more substituents Q as described herein. In certain embodiments, R^{8c} is heteroaryl, optionally substituted with one or more substituents Q as described herein. In certain embodiments, R^{8c} is heterocyclyl, optionally substituted with one or more substituents Q as described herein.

[00108] In certain embodiments, R^{8d} is hydrogen; C_{1-6} alkyl, C_{3-7} cycloalkyl, C_{6-14} aryl,

heteroaryl, or heterocyclyl, each optionally substituted with one or more substituents Q as described herein. In certain embodiments, R^{8d} is hydrogen; C_{1-6} alkyl, or C_{3-7} cycloalkyl, each optionally substituted with one or more substituents Q as described herein. In certain embodiments, R^{8d} is hydrogen. In certain embodiments, R^{8d} is C_{1-6} alkyl, optionally substituted with one or more substituents Q as described herein. In certain embodiments, R^{8d} is methyl. In certain embodiments, R^{8d} is C_{3-7} cycloalkyl, optionally substituted with one or more substituents Q as described herein. In certain embodiments, R^{8d} is C_{6-14} aryl, optionally substituted with one or more substituents Q as described herein. In certain embodiments, R^{8d} is heteroaryl, optionally substituted with one or more substituents Q as described herein. In certain embodiments, R^{8d} is heterocyclyl, optionally substituted with one or more substituents Q as described herein.

[00109] In certain embodiments, R^{30} is C_{1-6} alkyl, C_{3-7} cycloalkyl, C_{6-14} aryl, heteroaryl, heterocyclyl, or C_{1-6} alkyl- C_{3-7} cycloalkylene, each optionally substituted with one or more substituents Q as described herein; or $-\text{CH}_2\text{NR}^{30a}\text{R}^{30b}$, $-\text{CHR}^{30c}\text{CHR}^{30d}\text{NR}^{30a}\text{R}^{30b}$, or $-\text{CH}_2\text{CR}^{30c}\text{R}^{30d}\text{NR}^{30a}\text{R}^{30b}$, wherein R^{30a} , R^{30b} , R^{30c} , and R^{30d} are each as defined herein. In certain embodiments, R^{30} is C_{1-6} alkyl, optionally substituted with one or more substituents Q as described herein. In certain embodiments, R^{30} is methyl. In certain embodiments, R^{30} is C_{3-7} cycloalkyl, optionally substituted with one or more substituents Q as described herein. In certain embodiments, R^{30} is cyclopropyl, 1-methylcyclopropyl, cyclobutyl, cyclopentyl, or cyclohexyl. In certain embodiments, R^{30} is C_{6-14} aryl, optionally substituted with one or more substituents Q as described herein. In certain embodiments, R^{30} is heteroaryl, optionally substituted with one or more substituents Q as described herein. In certain embodiments, R^{30} is heterocyclyl, optionally substituted with one or more substituents Q as described herein.

[00110] In certain embodiments, R^{30} is $-\text{CH}_2\text{NR}^{30a}\text{R}^{30b}$, wherein R^{30a} and R^{30b} are each as defined herein. In certain embodiments, R^{30} is $-\text{CH}_2\text{CR}^{30c}\text{R}^{30d}\text{NR}^{30a}\text{R}^{30b}$, wherein R^{30a} , R^{30b} , R^{30c} , and R^{30d} are each as defined herein. In certain embodiments, R^{30} is $-\text{CHR}^{30c}\text{CHR}^{30d}\text{NR}^{30a}\text{R}^{30b}$, wherein R^{30a} , R^{30b} , R^{30c} , and R^{30d} are each as defined herein.

[00111] In certain embodiments, R^{30} has the structure of



wherein R' is hydrogen; C₁₋₆ alkyl, C₂₋₆ alkenyl, C₂₋₆ alkynyl, C₆₋₁₄ aryl, C₃₋₇ cycloalkyl, heteroaryl, or heterocyclyl, each optionally substituted with one or more substituents Q as described herein. In one embodiment, R' is C₁₋₆ alkyl. In another embodiment, R' is hydrogen. In yet another embodiment, R' is methyl. In yet another embodiment, R' is C₂₋₆ alkynyl. In still another embodiment, R' is ethynyl.

[00112] In certain embodiments, R^{30a} is hydrogen; C₁₋₆ alkyl, C₃₋₇ cycloalkyl, C₆₋₁₄ aryl, heteroaryl, or heterocyclyl, each optionally substituted with one or more substituents Q as described herein. In certain embodiments, R^{30a} is hydrogen; C₁₋₆ alkyl, or C₃₋₇ cycloalkyl, each optionally substituted with one or more substituents Q as described herein. In certain embodiments, R^{30a} is hydrogen. In certain embodiments, R^{30a} is C₁₋₆ alkyl, optionally substituted with one or more substituents Q as described herein. In certain embodiments, R^{30a} is methyl. In certain embodiments, R^{30a} is C₃₋₇ cycloalkyl, optionally substituted with one or more substituents Q as described herein. In certain embodiments, R^{30a} is C₆₋₁₄ aryl, optionally substituted with one or more substituents Q as described herein. In certain embodiments, R^{30a} is heteroaryl, optionally substituted with one or more substituents Q as described herein. In certain embodiments, R^{30a} is heterocyclyl, optionally substituted with one or more substituents Q as described herein.

[00113] In certain embodiments, R^{30b} is hydrogen; C₁₋₆ alkyl, C₂₋₆ alkenyl, C₂₋₆ alkynyl, C₃₋₇ cycloalkyl, C₆₋₁₄ aryl, heteroaryl, or heterocyclyl, each optionally substituted with one or more substituents Q as described herein; or -S(O)_kR¹¹, -S(O)_kNR¹¹R¹², -C(O)R¹¹, -C(O)OR¹¹, -C(O)NR¹¹R¹², or -C(=NR¹¹)NR¹²R¹³, wherein R¹¹, R¹², R¹³, and k are each as defined herein. In certain embodiments, R^{30b} is hydrogen; C₁₋₆ alkyl, or C₃₋₇ cycloalkyl, each optionally substituted with one or more substituents Q as described herein; or -C(O)R¹¹, -C(O)OR¹¹, or -C(O)NR¹¹R¹², wherein R¹¹ and R¹² are each as defined herein. In certain embodiments, R^{30b} is hydrogen. In certain embodiments, R^{30b} is C₁₋₆ alkyl, optionally substituted with one or more substituents Q as described herein. In certain embodiments, R^{30b} is methyl, ethyl, or isopropyl. In certain embodiments, R^{30b} is C₃₋₇ cycloalkyl, optionally substituted with one or more substituents Q as described herein. In certain embodiments, R^{30b} is C₆₋₁₄ aryl, optionally substituted with one or more substituents Q as described herein. In certain embodiments, R^{30b} is phenyl, optionally substituted with one or more substituents Q. In certain embodiments, R^{30b} is C₆₋₁₄ aryl-C₁₋₆ alkylene, each optionally substituted with one or more substituents Q as described herein. In certain

embodiments, R^{30b} is benzyl. In certain embodiments, R^{30b} is $-C(O)R^{11}$, wherein R^{11} is as defined herein. In certain embodiments, R^{30b} is $-C(O)R^{11}$, and R^{11} is C_{1-6} alkyl, optionally substituted with one or more substituents Q as described herein. In certain embodiments, R^{30b} is acetyl. In certain embodiments, R^{30b} is $-C(O)OR^{11}$, wherein R^{11} is as defined herein. In certain embodiments, R^{30b} is $-C(O)OR^{11}$, and R^{11} is C_{1-6} alkyl, optionally substituted with one or more substituents Q as described herein. In certain embodiments, R^{30b} is $-C(O)O-t$ -butyl (Boc). In certain embodiments, R^{30b} is $-C(O)NR^{11}R^{12}$, wherein R^{11} and R^{12} are each as defined herein.

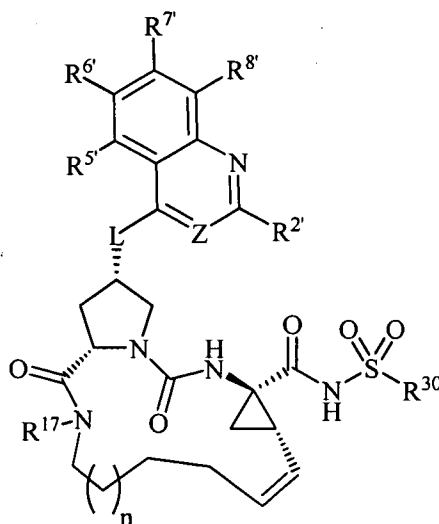
[00114] In certain embodiments, R^{30c} is hydrogen; C_{1-6} alkyl, C_{3-7} cycloalkyl, C_{6-14} aryl, heteroaryl, or heterocyclyl, each optionally substituted with one or more substituents Q as described herein. In certain embodiments, R^{30c} is hydrogen; C_{1-6} alkyl, or C_{3-7} cycloalkyl, each optionally substituted with one or more substituents Q as described herein. In certain embodiments, R^{30c} is hydrogen. In certain embodiments, R^{30c} is C_{1-6} alkyl, optionally substituted with one or more substituents Q as described herein. In certain embodiments, R^{30c} is methyl. In certain embodiments, R^{30c} is C_{3-7} cycloalkyl, optionally substituted with one or more substituents Q as described herein. In certain embodiments, R^{30c} is C_{6-14} aryl, optionally substituted with one or more substituents Q as described herein. In certain embodiments, R^{30c} is heteroaryl, optionally substituted with one or more substituents Q as described herein. In certain embodiments, R^{30c} is heterocyclyl, optionally substituted with one or more substituents Q as described herein.

[00115] In certain embodiments, R^{30d} is hydrogen; C_{1-6} alkyl, C_{3-7} cycloalkyl, C_{6-14} aryl, heteroaryl, or heterocyclyl, each optionally substituted with one or more substituents Q as described herein. In certain embodiments, R^{30d} is hydrogen; C_{1-6} alkyl, or C_{3-7} cycloalkyl, each optionally substituted with one or more substituents Q as described herein. In certain embodiments, R^{30d} is hydrogen. In certain embodiments, R^{30d} is C_{1-6} alkyl, optionally substituted with one or more substituents Q as described herein. In certain embodiments, R^{30d} is methyl. In certain embodiments, R^{30d} is C_{3-7} cycloalkyl, optionally substituted with one or more substituents Q as described herein. In certain embodiments, R^{30d} is C_{6-14} aryl, optionally substituted with one or more substituents Q as described herein. In certain embodiments, R^{30d} is heteroaryl, optionally substituted with one or more substituents Q as described herein. In certain embodiments, R^{30d} is heterocyclyl, optionally substituted with one or more substituents Q as described herein.

[00116] In certain embodiments, k is 1. In certain embodiments, k is 2.

[00117] In certain embodiments, Z is CR^{3'}. In certain embodiments, Z is CH. In certain embodiments, Z is N.

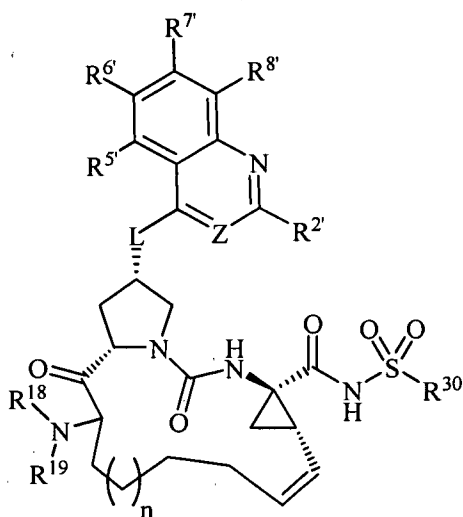
[00118] In one embodiment, provided herein is a compound of Formula (IX):



(IX)

wherein R¹⁷, R³⁰, R^{2'}, R^{5'}, R^{6'}, R^{7'}, R^{8'}, L, and n are each as defined herein; and Z is CH or N. In one embodiment, L is -O-. In another embodiment, R¹⁷ is C₁₋₆ alkyl. In yet another embodiment, R¹⁷ is methyl. In yet another embodiment, R¹⁷ is C₁₋₆ alkyl and L is -O-. In still another embodiment, R¹⁷ is methyl and L is -O-.

[00119] In yet another embodiment, provided herein is a compound of Formula (X):



(X)

wherein R¹⁸, R¹⁹, R³⁰, R^{2'}, R^{5'}, R^{6'}, R^{7'}, R^{8'}, L, and n are each as defined herein; and Z is CH

or N. In one embodiment, L is —O— . In another embodiment, R^{18} is hydrogen. In yet another embodiment, R^{18} is hydrogen and L is —O— .

[00120] In one embodiment, provided herein is the compound of Formula IX or X, wherein

each R^{17} is independently hydrogen, C_{1-6} alkyl, C_{2-6} alkenyl, C_{2-6} alkynyl, C_{3-7} cycloalkyl, C_{6-14} aryl, heteroaryl, or heterocyclyl;

each R^{30} is independently C_{1-6} alkyl, C_{2-6} alkenyl, C_{2-6} alkynyl, C_{3-7} cycloalkyl, C_{6-14} aryl, heteroaryl, heterocyclyl, or C_{1-6} alkyl- C_{3-7} cycloalkylene, each optionally substituted with one or more substituents Q; or $\text{—CH}_2\text{NR}^{30a}\text{R}^{30b}$, $\text{—CHR}^{30c}\text{NR}^{30a}\text{R}^{30b}$, $\text{—CHR}^{30c}\text{CHR}^{30d}\text{NR}^{30a}\text{R}^{30b}$, or $\text{—CH}_2\text{CR}^{30c}\text{R}^{30d}\text{NR}^{30a}\text{R}^{30b}$, wherein:

each R^{30a} , R^{30c} , and R^{30d} is independently hydrogen; C_{1-6} alkyl, C_{2-6} alkenyl, C_{2-6} alkynyl, C_{3-7} cycloalkyl, C_{6-14} aryl, heteroaryl, heterocyclyl, or C_{6-14} aryl- C_{1-6} alkylene, each optionally substituted with one or more substituents Q; and

each R^{30b} is independently hydrogen; C_{1-6} alkyl, C_{2-6} alkenyl, C_{2-6} alkynyl, C_{3-7} cycloalkyl, C_{6-14} aryl, heteroaryl, or heterocyclyl, each optionally substituted with one or more substituents Q; $\text{—S(O)}_k\text{R}^{11}$, $\text{—S(O)}_k\text{NR}^{11}\text{R}^{12}$, —C(O)R^{11} , —C(O)OR^{11} , $\text{—C(O)NR}^{11}\text{R}^{12}$, or $\text{—C(=NR}^{13})\text{NR}^{11}\text{R}^{12}$; wherein each R^{11} , R^{12} , and R^{13} is independently hydrogen; C_{1-6} alkyl, C_{2-6} alkenyl, C_{2-6} alkynyl, C_{3-7} cycloalkyl, C_{6-14} aryl, heteroaryl, or heterocyclyl, each optionally substituted with one or more substituents Q; or R^{11} and R^{12} together with the N atom to which they are attached form heterocyclyl, optionally substituted with one or more substituents Q; or

R^{30a} and R^{30b} together with the N atom to which they are attached form heterocyclyl or heteroaryl, each optionally substituted with one or more substituents Q;

each $\text{R}^{2'}$, $\text{R}^{5'}$, $\text{R}^{6'}$, $\text{R}^{7'}$, and $\text{R}^{8'}$ is independently:

hydrogen, halo, cyano, trifluoromethyl, or nitro;

C_{1-6} alkyl, C_{2-6} alkenyl, C_{2-6} alkynyl, C_{3-7} cycloalkyl, C_{6-14} aryl, heteroaryl, or heterocyclyl, each optionally substituted with one or more substituents Q; or

—C(O)R^a , —C(O)OR^a , $\text{—C(O)NR}^b\text{R}^c$, $\text{—C(NR}^a)\text{NR}^b\text{R}^c$, —OR^a , —OC(O)R^a , —OC(O)OR^a , $\text{—OC(O)NR}^b\text{R}^c$, $\text{—OC(=NR}^a)\text{NR}^b\text{R}^c$, —OS(O)R^a , $\text{—OS(O)}_2\text{R}^a$, $\text{—OS(O)NR}^b\text{R}^c$, $\text{—OS(O)}_2\text{NR}^b\text{R}^c$, $\text{—NR}^b\text{R}^c$, $\text{—NR}^a\text{C(O)R}^b$, $\text{—NR}^a\text{C(O)OR}^b$, $\text{—NR}^a\text{C(O)NR}^b\text{R}^c$, $\text{—NR}^a\text{C(=NR}^d)\text{NR}^b\text{R}^c$, $\text{—NR}^a\text{S(O)R}^b$, $\text{—NR}^a\text{S(O)}_2\text{R}^b$, $\text{—NR}^a\text{S(O)NR}^b\text{R}^c$, $\text{—NR}^a\text{S(O)}_2\text{NR}^b\text{R}^c$,

$-\text{SR}^a$, $-\text{S(O)}\text{R}^a$, or $-\text{S(O)}_2\text{R}^a$; wherein each R^a , R^b , R^c , and R^d is independently hydrogen; C_{1-6} alkyl, C_{2-6} alkenyl, C_{2-6} alkynyl, C_{3-7} cycloalkyl, C_{6-14} aryl, heteroaryl, or heterocyclyl, each optionally substituted with one or more substituents Q as described herein; or R^b and R^c together with the N atom to which they are attached form heterocyclyl, optionally substituted with one or more substituents Q;

each L is independently a bond, C_{1-6} alkylene, C_{3-7} cycloalkylene, C_{2-6} alkenylene, C_{2-6} alkynylene, X, or $-(\text{CR}^{6a}\text{R}^{6b})_p\text{X}-$; wherein p is an integer of 1, 2, or 3; R^{6a} and R^{6b} are each independently hydrogen, halo, cyano, hydroxyl, or alkoxy; and X is $-\text{O}-$, $-\text{C(O)}-$, $-\text{C(O)O}-$, $-\text{OC(O)O}-$, $-\text{C(O)NR}^{14}-$, $-\text{C(=NR}^{14})\text{NR}^{15}-$, $-\text{NR}^{14}-$, $-\text{NR}^{14}\text{C(O)NR}^{15}-$, $-\text{NR}^{14}\text{C(=NR}^{15})\text{NR}^{16}-$, $-\text{NR}^{14}\text{S(O)}_k\text{NR}^{15}-$, $-\text{S(O)}_k-$, $-\text{S(O)}_k\text{NR}^{14}-$, $-\text{P(O)OR}^{14}-$, or $-\text{OP(O)OR}^{14}-$, where each R^{14} , R^{15} , and R^{16} is independently hydrogen, C_{1-6} alkyl, C_{2-6} alkenyl, C_{2-6} alkynyl, C_{3-7} cycloalkyl, C_{6-14} aryl, heteroaryl, or heterocyclyl;

each Z is independently CH or N; and

each n is independently an integer of 0, 1, 2, 3, 4, or 5.

[00121] In another embodiment, provided herein is the compound of Formula IX or X, wherein:

each R^{17} is independently hydrogen, C_{1-6} alkyl, C_{3-7} cycloalkyl, C_{6-14} aryl, heteroaryl, or heterocyclyl;

each R^{30} is independently C_{1-6} alkyl, C_{3-7} cycloalkyl, C_{6-14} aryl, heteroaryl, heterocyclyl, or C_{1-6} alkyl- C_{3-7} cycloalkylene, each optionally substituted with one or more substituents Q; or $-\text{CH}_2\text{NR}^{30a}\text{R}^{30b}$, $-\text{CHR}^{30c}\text{NR}^{30a}\text{R}^{30b}$, $-\text{CHR}^{30c}\text{CHR}^{30d}\text{NR}^{30a}\text{R}^{30b}$, or $-\text{CH}_2\text{CR}^{30c}\text{R}^{30d}\text{NR}^{30a}\text{R}^{30b}$, wherein:

each R^{30a} , R^{30c} , and R^{30d} is independently hydrogen; C_{1-6} alkyl, C_{2-6} alkenyl, C_{2-6} alkynyl, C_{3-7} cycloalkyl, C_{6-14} aryl, heteroaryl, heterocyclyl, or C_{6-14} aryl- C_{1-6} alkylene, each optionally substituted with one or more substituents Q; and

each R^{30b} is independently hydrogen; C_{1-6} alkyl, C_{2-6} alkenyl, C_{2-6} alkynyl, C_{3-7} cycloalkyl, C_{6-14} aryl, heteroaryl, or heterocyclyl, each optionally substituted with one or more substituents Q; $-\text{S(O)}_k\text{R}^{11}$, $-\text{S(O)}_k\text{NR}^{11}\text{R}^{12}$, $-\text{C(O)R}^{11}$, $-\text{C(O)OR}^{11}$, $-\text{C(O)NR}^{11}\text{R}^{12}$, or $-\text{C(=NR}^{13})\text{NR}^{11}\text{R}^{12}$, wherein each R^{11} , R^{12} , and R^{13} is independently hydrogen; C_{1-6} alkyl, C_{2-6} alkenyl, C_{2-6} alkynyl, C_{3-7} cycloalkyl, C_{6-14} aryl, heteroaryl, or heterocyclyl, each optionally substituted with one or more substituents Q; or R^{11} and R^{12} together with the N atom to which they are attached form heterocyclyl, optionally substituted with one or more substituents Q; or

R^{30a} and R^{30b} together with the N atom to which they are attached form heterocyclyl or heteroaryl, each optionally substituted with one or more substituents Q;

each $R^{2'}$, $R^{5'}$, $R^{6'}$, $R^{7'}$, and $R^{8'}$ is independently:

hydrogen, halo, cyano, trifluoromethyl, or nitro;

C_{1-6} alkyl, C_{2-6} alkenyl, C_{2-6} alkynyl, C_{3-7} cycloalkyl, C_{6-14} aryl, heteroaryl, or heterocyclyl, each optionally substituted with one or more substituents Q; or
 $-C(O)R^a$, $-C(O)OR^a$, $-C(O)NR^bR^c$, $-C(NR^a)NR^bR^c$, $-OR^a$,
 $-OC(O)R^a$, $-OC(O)OR^a$, $-OC(O)NR^bR^c$, $-OC(=NR^a)NR^bR^c$, $-OS(O)R^a$, $-OS(O)_2R^a$,
 $-OS(O)NR^bR^c$, $-OS(O)_2NR^bR^c$, $-NR^bR^c$, $-NR^aC(O)R^b$, $-NR^aC(O)OR^b$, $-NR^aC(O)NR^bR^c$,
 $-NR^aC(=NR^d)NR^bR^c$, $-NR^aS(O)R^b$, $-NR^aS(O)_2R^b$, $-NR^aS(O)NR^bR^c$, $-NR^aS(O)_2NR^bR^c$,
 $-SR^a$, $-S(O)R^a$, or $-S(O)_2R^a$; wherein each R^a , R^b , R^c , and R^d is independently hydrogen;
 C_{1-6} alkyl, C_{2-6} alkenyl, C_{2-6} alkynyl, C_{3-7} cycloalkyl, C_{6-14} aryl, heteroaryl, or heterocyclyl,
each optionally substituted with one or more substituents Q as described herein; or R^b and R^c
together with the N atom to which they are attached form heterocyclyl, optionally substituted
with one or more substituents Q;

each L is independently a bond, X, or $-(CR^{6a}R^{6b})_pX-$; wherein p is an integer of 1, 2, or 3; R^{6a} and R^{6b} are each independently hydrogen or halo; and X is $-O-$, $-C(O)-$, $-C(O)O-$, $-OC(O)O-$, $-C(O)NR^{14}-$, $-C(=NR^{14})NR^{15}-$, $-NR^{14}-$, $-NR^{14}C(O)NR^{15}-$, $-NR^{14}C(=NR^{15})NR^{16}-$, $-NR^{14}S(O)_kNR^{15}-$, $-S(O)_k-$, or $-S(O)_kNR^{14}-$, where each R^{14} , R^{15} , and R^{16} is independently hydrogen, C_{1-6} alkyl, C_{2-6} alkenyl, C_{2-6} alkynyl, C_{3-7} cycloalkyl, C_{6-14} aryl, heteroaryl, or heterocyclyl;

each Z is independently CH or N; and

each n is independently an integer of 1, 2, 3, 4, or 5.

[00122] In yet another embodiment, provided herein is the compound of Formula IX or X, wherein:

each R^{17} is independently hydrogen, C_{1-6} alkyl, C_{3-7} cycloalkyl, C_{6-14} aryl, heteroaryl, or heterocyclyl;

each R^{30} is independently C_{1-6} alkyl, C_{3-7} cycloalkyl, C_{6-14} aryl, or C_{1-6} alkyl- C_{3-7} cycloalkylene, each optionally substituted with one or more substituents Q;

each $R^{2'}$ is independently C_{6-14} aryl, heteroaryl, or heterocyclyl, each optionally substituted with one or more substituents Q;

each $R^{5'}$, $R^{6'}$, $R^{7'}$, and $R^{8'}$ is independently hydrogen, halo, cyano,

methanesulfonamido, C₁₋₆ alkyl, or C₃₋₇ cycloalkyl, each optionally substituted with one or more substituents Q; or -OR^a, wherein each R^a is independently C₁₋₆ alkyl, C₃₋₇ cycloalkyl, C₆₋₁₄ aryl, heteroaryl, or heterocyclyl, each optionally substituted with one or more substituents Q;

each L is independently a bond, X, or -(CR^{6a}R^{6b})_pX-; wherein p is an integer of 1, 2, or 3; R^{6a} and R^{6b} are each independently hydrogen or halo; and X is -O-, -C(O)-, -C(O)O-, -OC(O)O-, -C(O)NR¹⁴-, -C(=NR¹⁴)NR¹⁵-, -NR¹⁴-, -NR¹⁴C(O)NR¹⁵-, -NR¹⁴C(=NR¹⁵)NR¹⁶-, -NR¹⁴S(O)_kNR¹⁵-, -S(O)_k-, or -S(O)_kNR¹⁴-, where each R¹⁴, R¹⁵, and R¹⁶ is independently hydrogen, C₁₋₆ alkyl, C₂₋₆ alkenyl, C₂₋₆ alkynyl, C₃₋₇ cycloalkyl, C₆₋₁₄ aryl, heteroaryl, or heterocyclyl;

each Z is independently CH or N; and

each n is independently an integer of 1, 2, 3, 4, or 5.

[00123] In yet another embodiment, provided herein is the compound of Formula IX or X, wherein:

each R¹⁷ is independently C₁₋₆ alkyl or C₃₋₇ cycloalkyl;

each R³⁰ is independently C₁₋₆ alkyl, C₃₋₇ cycloalkyl, C₆₋₁₄ aryl, or C₁₋₆ alkyl-C₃₋₇ cycloalkylene, each optionally substituted with one or more substituents Q;

each R^{2'} is independently C₆₋₁₄ aryl, heteroaryl, or heterocyclyl, each optionally substituted with one or more substituents Q;

each R^{5'}, R^{6'}, R^{7'}, and R^{8'} is independently hydrogen, halo, cyano, C₁₋₆ alkyl, or C₃₋₇ cycloalkyl, each optionally substituted with one or more substituents Q; or -OR^a, wherein each R^a is independently C₁₋₆ alkyl or C₃₋₇ cycloalkyl, each optionally substituted with one or more substituents Q;

each L is independently -O-, -C(O)-, -C(O)O-, -OC(O)O-, -C(O)NR¹⁴-, or -NR¹⁴-, where R¹⁴ is hydrogen, C₁₋₆ alkyl or C₃₋₇ cycloalkyl;

each Z is independently CH or N; and

each n is independently an integer of 1, 2, 3, 4, or 5.

[00124] In yet another embodiment, provided herein is the compound of Formula IX or X, wherein:

each R¹⁷ is independently C₁₋₆ alkyl;

each R³⁰ is independently C₁₋₆ alkyl or C₃₋₇ cycloalkyl optionally substituted with one or more substituents Q;

each $R^{2'}$ is independently C_{6-14} aryl, heteroaryl, or heterocyclyl, each optionally substituted with one or more substituents Q;

each $R^{5'}$, $R^{6'}$, $R^{7'}$, and $R^{8'}$ is independently halo, cyano, methanesulfonamido, C_{1-6} alkyl, or C_{3-7} cycloalkyl, each optionally substituted with one or more substituents Q; or $-OR^a$, wherein each R^a is independently C_{1-6} alkyl or C_{3-7} cycloalkyl, each optionally substituted with one or more substituents Q;

L is $-O-$;

each Z is independently CH or N; and

each n is independently an integer of 1, 2, or 3.

[00125] In yet another embodiment, provided herein is the compound of Formula IX or X, wherein:

each R^{17} is independently C_{1-6} alkyl;

each R^{30} is independently C_{1-6} alkyl, or C_{3-7} cycloalkyl optionally substituted with C_{1-6} alkyl or C_{2-6} alkynyl;

each $R^{2'}$ is independently C_{6-14} aryl or heteroaryl, each optionally substituted with one or more substituents selected from the group consisting of cyano, fluoro, methyl, isopropyl, trifluoromethyl, cyclopropyl, cyclobutyl, ethenyl, and ethynyl;

each $R^{5'}$, $R^{6'}$, $R^{7'}$, and $R^{8'}$ is independently hydrogen, halo, methanesulfonamido; C_{1-6} alkyl, optionally substituted with one to three fluoro groups; $-OR^a$, wherein R^a is C_{1-6} alkyl, optionally substituted with one to three fluoro groups;

L is $-O-$;

each Z is independently CH or N; and

each n is independently an integer of 1, 2, or 3.

[00126] In yet another embodiment, provided herein is the compound of Formula IX or X, wherein:

each R^{17} is independently methyl or ethyl;

each R^{30} is independently methyl, cyclopropyl, 1-methylcyclopropyl, or 1-ethynylcyclopropyl;

each $R^{2'}$ is independently phenyl, 4-fluorophenyl, 2-isopropylaminothiazol-4-yl, 2-isopropylthiazol-4-yl, 2-trifluoromethylthiazol-4-yl, 4-cyanothiazol-2-yl, 4-methylthiazol-2-yl, 4-trifluoromethylthiazol-2-yl, 4-isopropylthiazol-2-yl, 4-cyclopropylthiazol-2-yl, 4-cyclobutylthiazol-2-yl, 4-ethenylthiazol-2-yl, 4-ethynylthiazol-2-

yl, 3-isopropylpyrazol-1-yl, 3-trifluoromethylpyrazol-1-yl, or 5-isopropyl-isoxazol-3-yl;

each R^{5'} is independently hydrogen or methoxy;

each R^{6'} is independently hydrogen, chloro, or methoxy;

each R^{7'} is independently hydrogen, methoxy, difluoromethoxy, trifluoromethoxy, methanesulfonamido, or chloro;

each R^{8'} is independently hydrogen, methyl, difluoromethyl, fluoro, chloro, or bromo;

L is —O—;

each Z is independently CH or N; and

each n is independently an integer of 1, 2, or 3.

[00127] In still another embodiment, provided herein is the compound of Formula IX or X, wherein:

each R¹⁷ is independently methyl or ethyl;

each R³⁰ is independently methyl, cyclopropyl, 1-methylcyclopropyl, or 1-ethynylcyclopropyl;

each R^{2'} is independently phenyl, 4-fluorophenyl, 2-isopropylaminothiazol-4-yl, 2-isopropylthiazol-4-yl, 2-trifluoromethylthiazol-4-yl, 4-cyanothiazol-2-yl, 4-methylthiazol-2-yl, 4-trifluoromethylthiazol-2-yl, 4-isopropylthiazol-2-yl, 4-cyclopropylthiazol-2-yl, 4-cyclobutylthiazol-2-yl, 4-ethenylthiazol-2-yl, 4-ethynylthiazol-2-yl, 3-isopropylpyrazol-1-yl, 3-trifluoromethylpyrazol-1-yl, or 5-isopropyl-isoxazol-3-yl;

each R^{5'} is independently hydrogen or methoxy;

each R^{6'} is independently hydrogen or methoxy;

each R^{7'} is independently hydrogen, chloro, or methoxy;

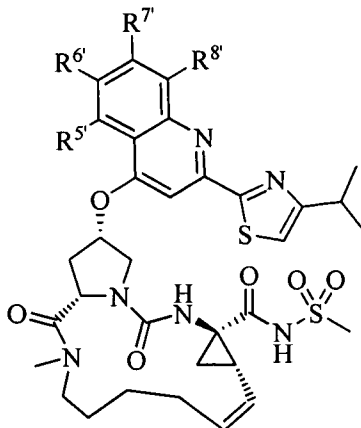
each R^{8'} is independently hydrogen, methyl, fluoro, chloro, or bromo;

L is —O—;

each Z is independently CH or N; and

each n is independently an integer of 1, 2, or 3.

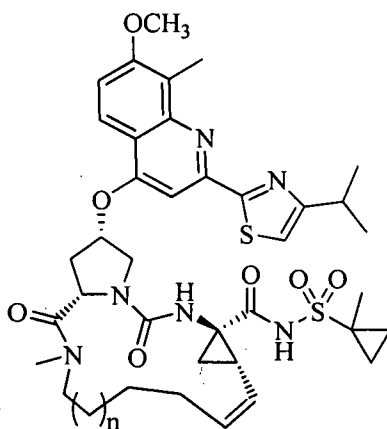
[00128] In one embodiment, provided herein is a compound selected from the group consisting of



- 63a: $R^{5'} = H$, $R^{6'} = H$, $R^{7'} = OCH_3$, $R^{8'} = H$;
 63b: $R^{5'} = H$, $R^{6'} = H$, $R^{7'} = OCH_3$, $R^{8'} = CH_3$;
 63c: $R^{5'} = H$, $R^{6'} = H$, $R^{7'} = OCH_3$, $R^{8'} = F$;
 63d: $R^{5'} = H$, $R^{6'} = H$, $R^{7'} = OCH_3$, $R^{8'} = Cl$;
 63e: $R^{5'} = OCH_3$, $R^{6'} = H$, $R^{7'} = OCH_3$, $R^{8'} = H$;
 63f: $R^{5'} = H$, $R^{6'} = OCH_3$, $R^{7'} = H$, $R^{8'} = CH_3$;
 63g: $R^{5'} = H$, $R^{6'} = OCH_3$, $R^{7'} = Cl$, $R^{8'} = H$; and
 63h: $R^{5'} = H$, $R^{6'} = H$, $R^{7'} = OCH_3$, $R^{8'} = Br$;

and pharmaceutically acceptable salts, solvates, and prodrugs thereof.

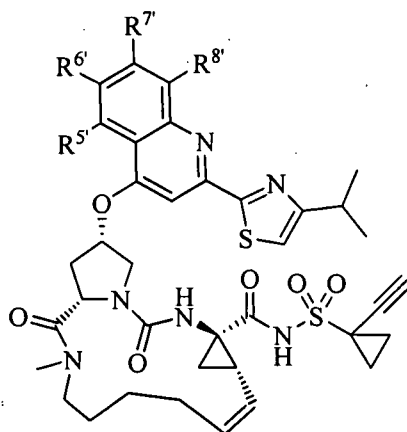
[00129] In another embodiment, provided herein is a compound selected from the group consisting of



- 76a: $n = 1$; and
 76b: $n = 2$;

and pharmaceutically acceptable salts, solvates, and prodrugs thereof.

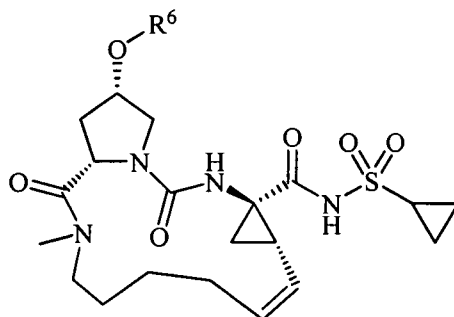
[00130] In yet another embodiment, provided herein is a compound selected from the group consisting of



- 83a: $R^5 = H$, $R^6 = H$, $R^7 = OCH_3$, $R^8 = H$;
 83b: $R^5 = H$, $R^6 = H$, $R^7 = OCH_3$, $R^8 = CH_3$;
 83c: $R^5 = H$, $R^6 = H$, $R^7 = OCH_3$, $R^8 = F$;
 83d: $R^5 = H$, $R^6 = H$, $R^7 = OCH_3$, $R^8 = Cl$;
 83e: $R^5 = OCH_3$, $R^6 = H$, $R^7 = OCH_3$, $R^8 = H$;
 83f: $R^5 = H$, $R^6 = OCH_3$, $R^7 = H$, $R^8 = CH_3$;
 83g: $R^5 = H$, $R^6 = OCH_3$, $R^7 = Cl$, $R^8 = H$; and
 83h: $R^5 = H$, $R^6 = H$, $R^7 = OCH_3$, $R^8 = Br$;

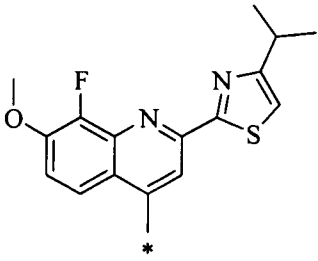
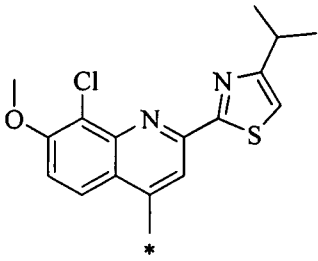
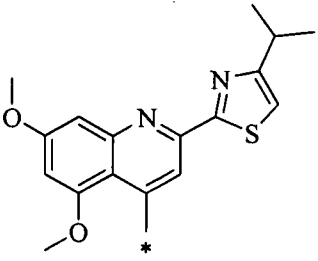
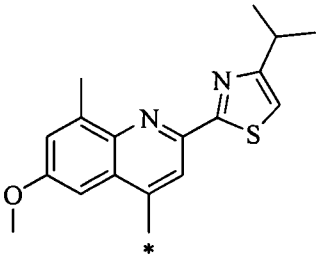
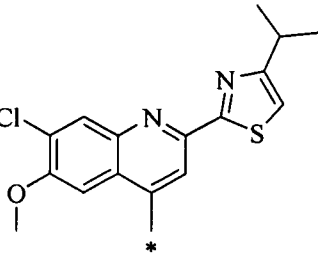
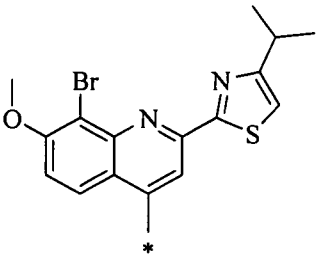
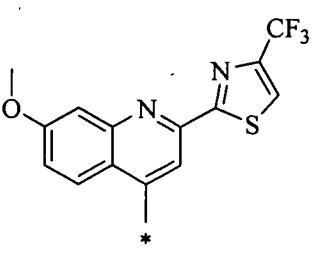
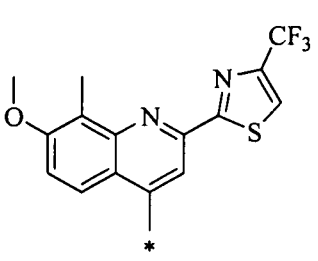
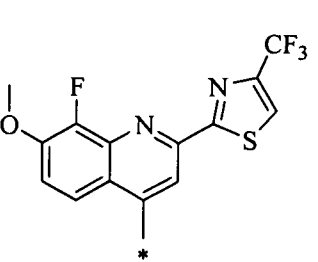
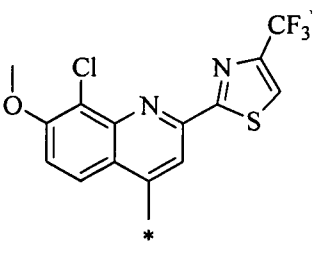
and pharmaceutically acceptable salts, solvates, and prodrugs thereof.

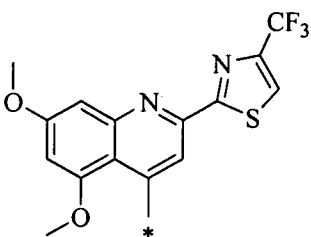
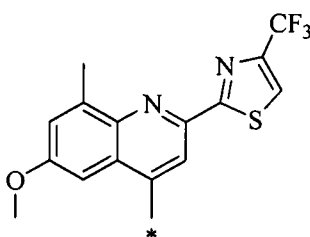
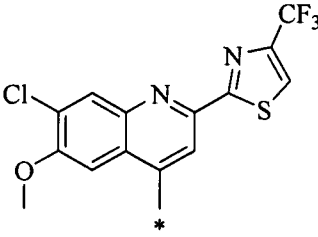
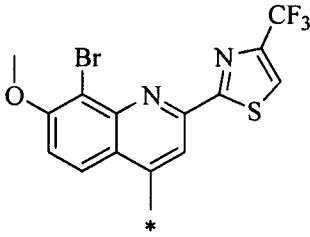
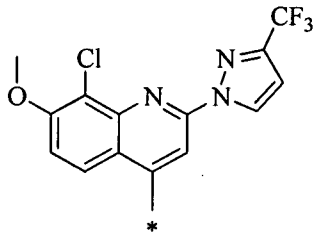
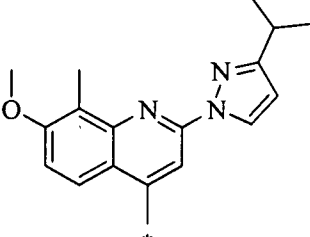
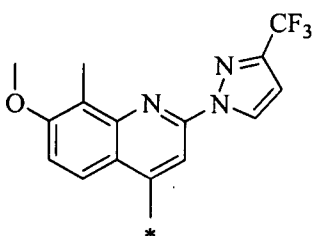
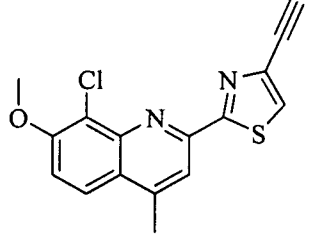
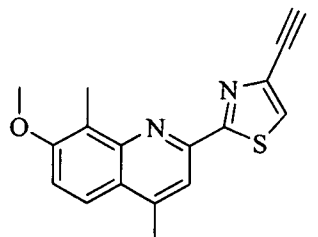
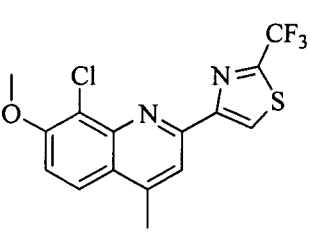
[00131] In yet another embodiment, the compound of Formula I is selected from the group consisting of:

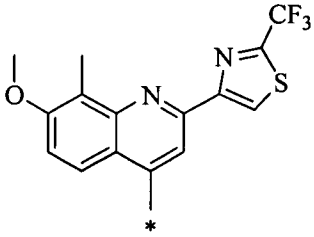
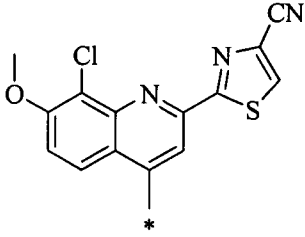
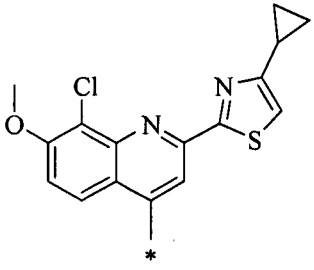
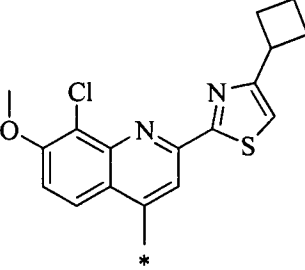
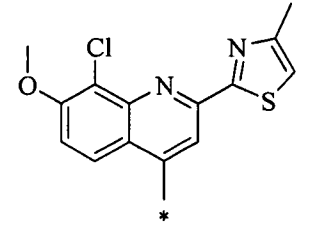


and pharmaceutically acceptable salts, solvates, and prodrugs thereof;

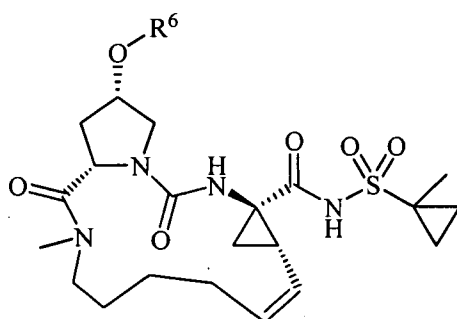
Cmpd#	R^6	Cmpd#	R^6
62a		62b	

Cmpd#	R ⁶	Cmpd#	R ⁶
62c		62d	
62e		62f	
62g		62h	
69a		69b	
69c		69d	

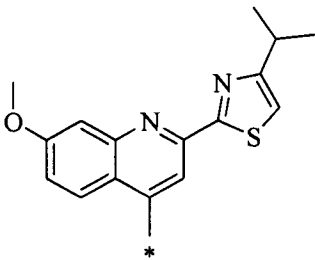
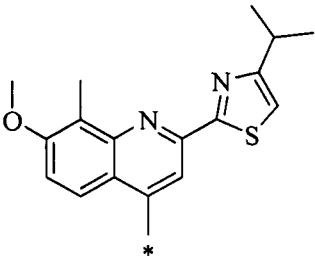
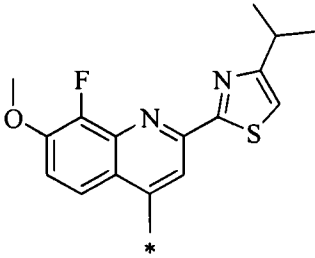
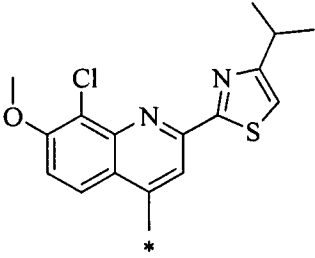
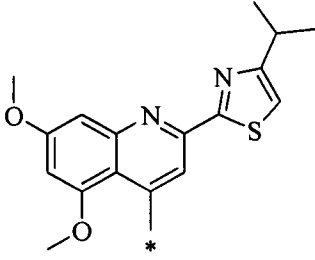
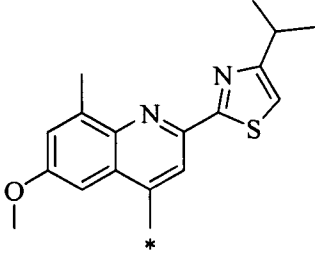
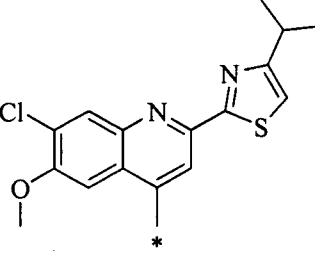
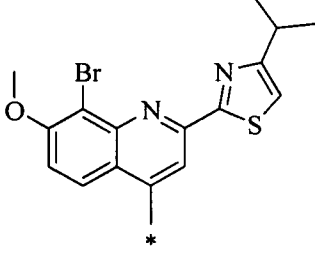
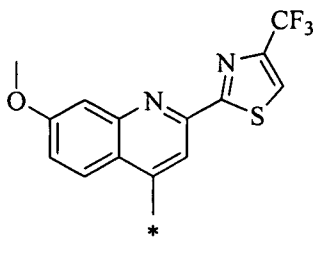
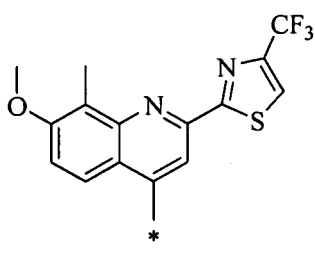
Cmpd#	R ⁶	Cmpd#	R ⁶
69e		69f	
69g		69h	
91e		91f	
91g		G ₁	
G ₃		O ₁	

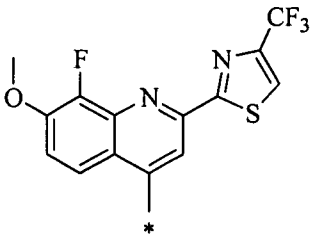
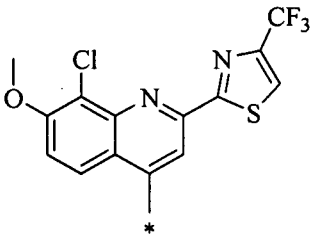
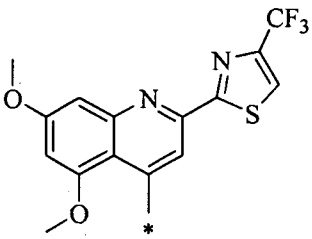
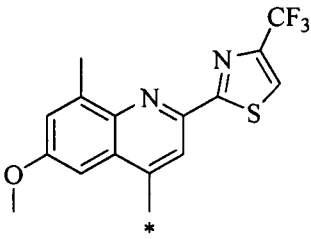
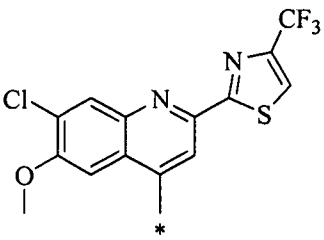
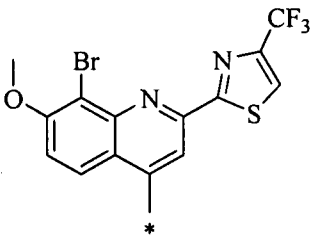
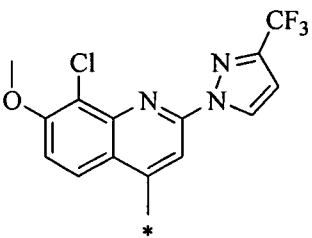
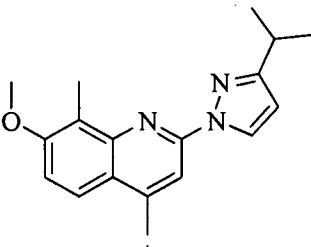
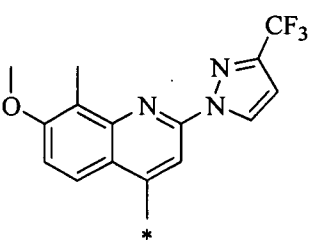
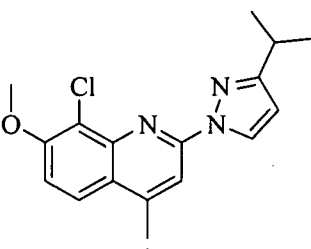
Cmpd#	R ⁶	Cmpd#	R ⁶
O ₃		T ₁	
AC ₁		AC ₂	
AN			

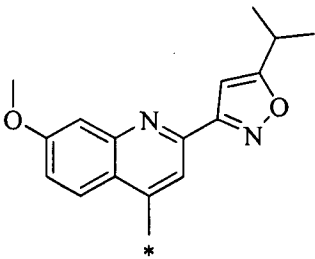
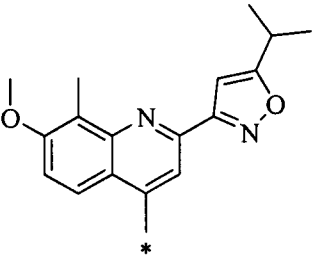
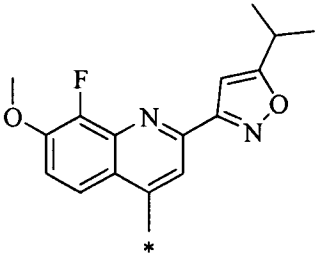
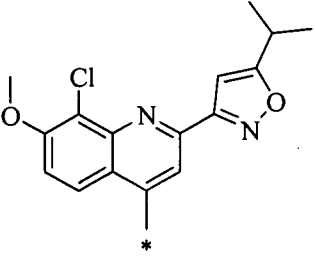
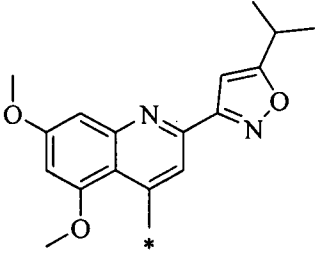
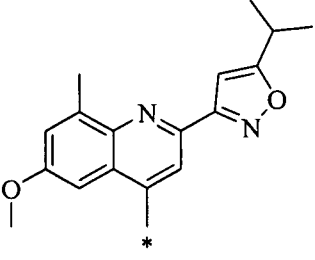
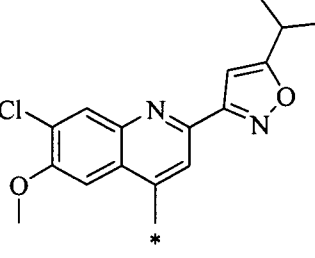
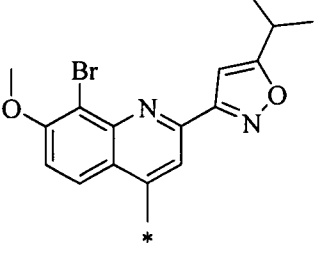
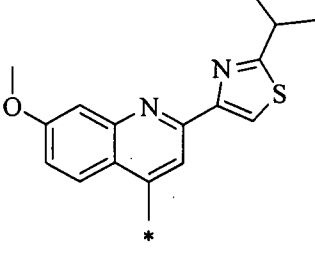
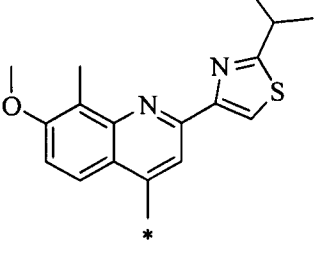
[00132] In still another embodiment, the compound of Formula I is selected from the group consisting of:

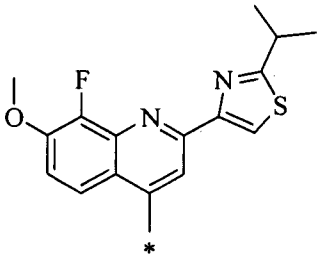
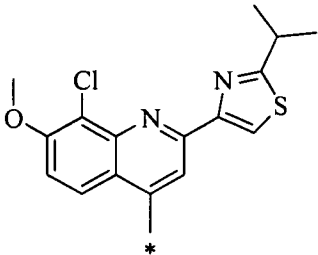
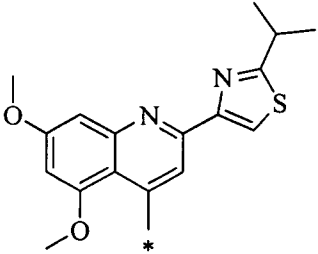
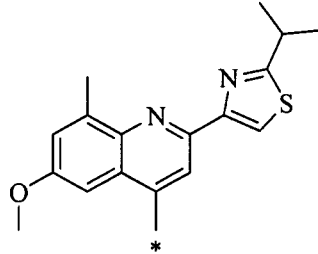
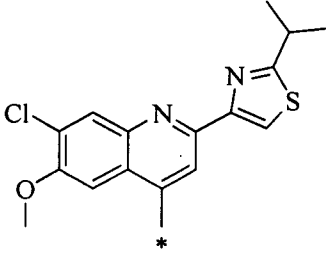
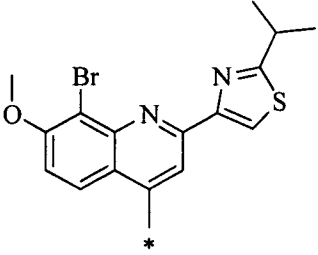
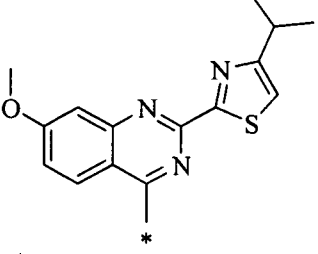
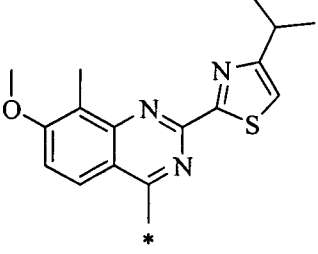
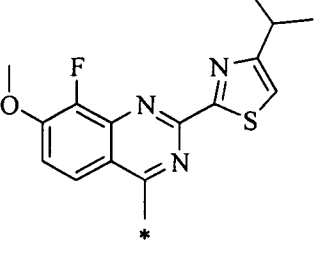
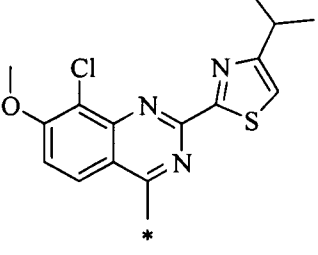


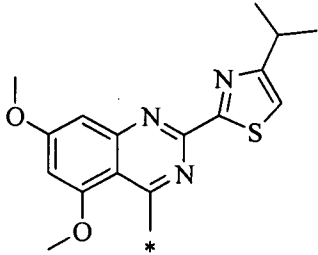
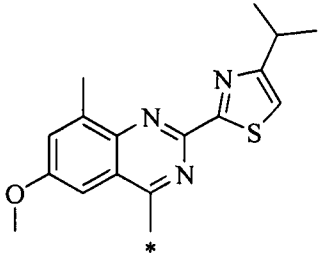
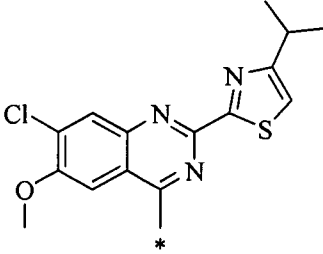
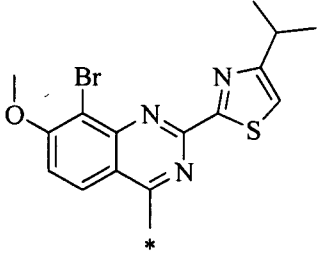
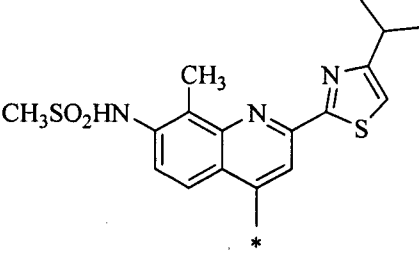
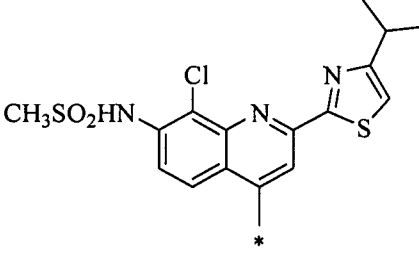
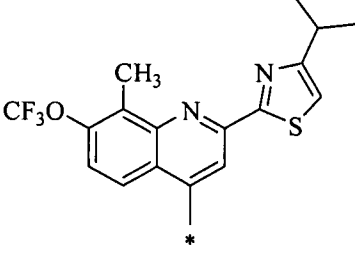
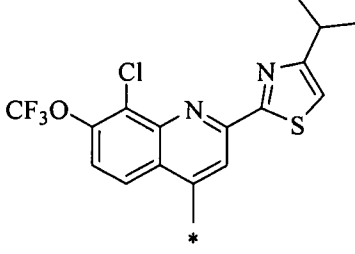
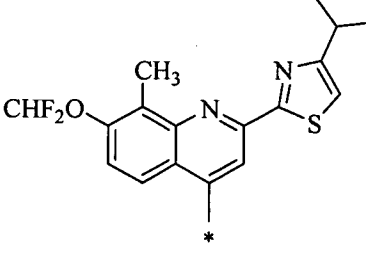
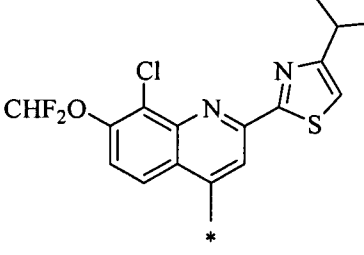
and pharmaceutically acceptable salts, solvates, and prodrugs thereof;

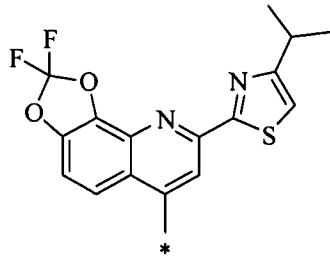
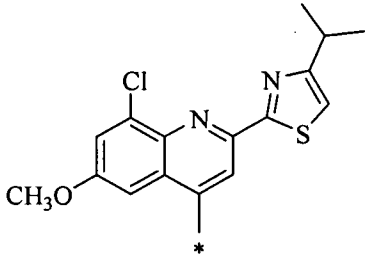
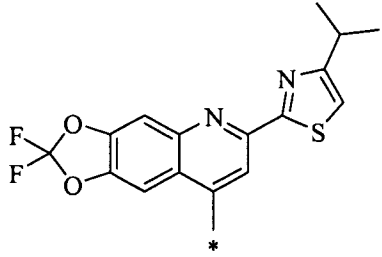
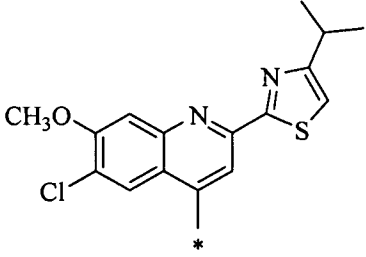
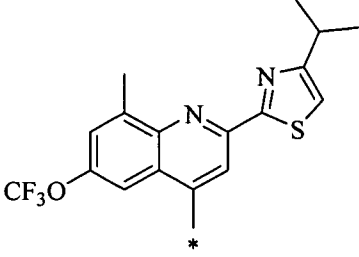
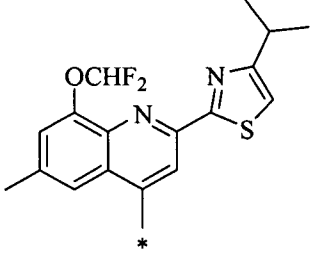
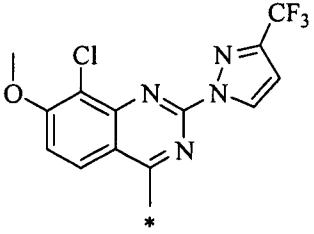
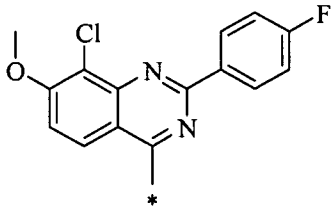
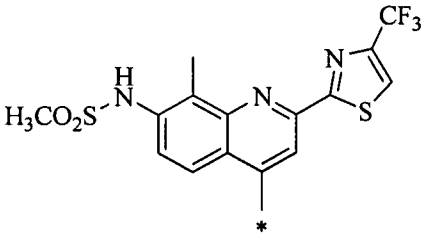
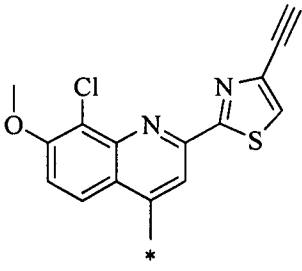
Cmpd#	R ⁶	Cmpd#	R ⁶
56a		56b	
56c		56d	
56e		56f	
56g		56h	
68a		68b	

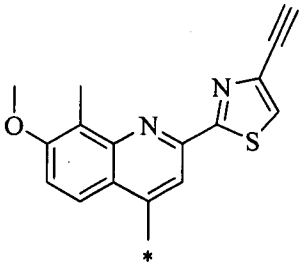
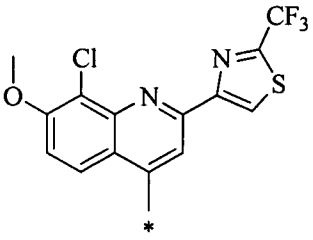
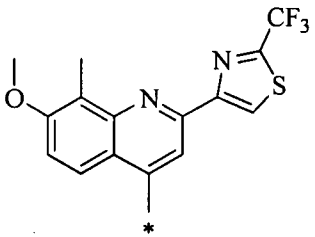
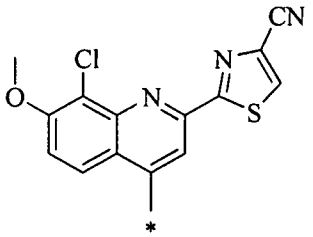
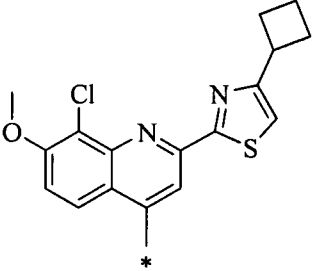
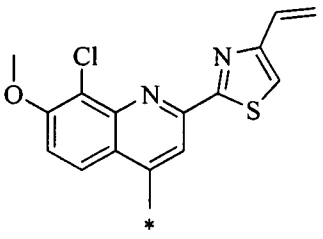
Cmpd#	R ⁶	Cmpd#	R ⁶
68c		68d	
68e		68f	
68g		68h	
91a		91b	
91c		91d	

Cmpd#	R ⁶	Cmpd#	R ⁶
96a		96b	
96c		96d	
96e		96f	
96g		96h	
101a		101b	

Cmpd#	R ⁶	Cmpd#	R ⁶
101c		101d	
101e		101f	
101g		101h	
110a		110b	
110c		110d	

Cmpd#	R^6	Cmpd#	R^6
110e		110f	
110g		110h	
121		122	
123		124	
125		126	

Cmpd#	R ⁶	Cmpd#	R ⁶
127		128	
129		130	
131		132	
133		134	
135		G ₂	

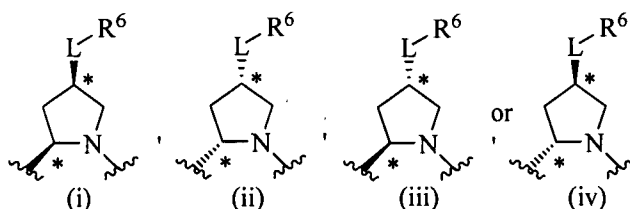
Cmpd#	R ⁶	Cmpd#	R ⁶
G ₄		O ₂	
O ₄		T ₂	
AC ₃		AH	

wherein the symbol * indicates the point of attachment.

[00133] The compounds provided herein are intended to encompass all possible stereoisomers, unless a particular stereochemistry is specified. Where the compound provided herein contains an alkenyl or alkenylene group, the compound may exist as one or mixture of geometric *cis/trans* (or *Z/E*) isomers. Where structural isomers are interconvertible *via* a low energy barrier, the compound may exist as a single tautomer or a mixture of tautomers. This can take the form of proton tautomerism in the compound that contains, for example, an imino, keto, or oxime group; or so-called valence tautomerism in the compound that contain an aromatic moiety. It follows that a single compound may exhibit more than one type of isomerism.

[00134] The heterocyclic moiety that is fused with the macrocyclic ring in the compound provided herein contains two chiral centers as indicated by star symbols. As result, the heterocyclic moiety may exist in four different stereoisomeric forms as shown

below, including two *cis* isomers, (i) and (ii), and two *trans* isomers, (iii) and (iv).



[00135] In certain embodiments, the heterocyclic moiety in the compound provided herein is in a *cis* configuration, (i), (ii), or a mixture thereof. In certain embodiments, the heterocyclic moiety in the compound provided herein is in *cis* configuration (i). In certain embodiments, the heterocyclic moiety in the compound provided herein is in *cis* configuration (ii). In certain embodiments, the heterocyclic moiety in the compound provided herein is in *cis* configuration (i) and (ii).

[00136] In certain embodiments, the heterocyclic moiety in the compound provided herein is in a *trans* configuration, (iii), (iv), or a mixture thereof. In certain embodiments, the heterocyclic moiety in the compound provided herein is in *trans* configuration (iii). In certain embodiments, the heterocyclic moiety in the compound provided herein is in *trans* configuration (iv). In certain embodiments, the heterocyclic moiety in the compound provided herein is in *trans* configuration (iii) and (iv).

[00137] In certain embodiments, the heterocyclic moiety in the compound provided herein is in configuration (i), (iii), or a mixture thereof. In certain embodiments, the heterocyclic moiety in the compound provided herein is in configuration (i). In certain embodiments, the heterocyclic moiety in the compound provided herein is in configuration (iii). In certain embodiments, the heterocyclic moiety in the compound provided herein is in configuration (i) and (iii).

[00138] In certain embodiments, the heterocyclic moiety in the compound provided herein is in configuration (ii), (iv), or a mixture thereof. In certain embodiments, the heterocyclic moiety in the compound provided herein is in configuration (ii). In certain embodiments, the heterocyclic moiety in the compound provided herein is in configuration (iv). In certain embodiments, the heterocyclic moiety in the compound provided herein is in configuration (ii) and (iv).

[00139] The heterocyclic moiety of a particular configuration can readily be introduced

by selecting a chiral starting material that will yield the desired chirality. For example, various chiral 4-hydroxyl prolines are available commercially, including *cis*-4-hydroxy-D-proline, *cis*-4-hydroxy-L-proline, and *trans*-4-L-proline.

[00140] The compounds provided herein may be enantiomerically pure, such as a single enantiomer or a single diastereomer, or be stereoisomeric mixtures, such as a racemic mixture or a diastereomeric mixture. As such, one of skill in the art will recognize that administration of a compound in its (*R*) form is equivalent, for compounds that undergo epimerization *in vivo*, to administration of the compound in its (*S*) form. Conventional techniques for the preparation/isolation of individual enantiomers include synthesis from a suitable optically pure precursor, asymmetric synthesis from achiral starting materials, or resolution of an enantiomeric mixture, for example, chiral chromatography, recrystallization, resolution, diastereomeric salt formation, or derivatization into diastereomeric adducts followed by separation.

[00141] When the compound provided herein contains an acidic or basic moiety, it may also be provided as a pharmaceutically acceptable salt (*See*, Berge et al., *J. Pharm. Sci.* **1977**, 66, 1-19; and "Handbook of Pharmaceutical Salts, Properties, and Use," Stahl and Wermuth, Ed.; Wiley-VCH and VHCA, Zurich, 2002).

[00142] Suitable acids for use in the preparation of pharmaceutically acceptable salts include, but are not limited to, acetic acid, 2,2-dichloroacetic acid, acylated amino acids, adipic acid, alginic acid, ascorbic acid, L-aspartic acid, benzenesulfonic acid, benzoic acid, 4-acetamidobenzoic acid, boric acid, (+)-camphoric acid, camphorsulfonic acid, (+)-(1*S*)-camphor-10-sulfonic acid, capric acid, caproic acid, caprylic acid, cinnamic acid, citric acid, cyclamic acid, cyclohexanesulfamic acid, dodecylsulfuric acid, ethane-1,2-disulfonic acid, ethanesulfonic acid, 2-hydroxy-ethanesulfonic acid, formic acid, fumaric acid, galactaric acid, gentisic acid, glucoheptonic acid, D-gluconic acid, D-glucuronic acid, L-glutamic acid, α -oxoglutaric acid, glycolic acid, hippuric acid, hydrobromic acid, hydrochloric acid, hydroiodic acid, (+)-L-lactic acid, (\pm)-DL-lactic acid, lactobionic acid, lauric acid, maleic acid, (-)-L-malic acid, malonic acid, (\pm)-DL-mandelic acid, methanesulfonic acid, naphthalene-2-sulfonic acid, naphthalene-1,5-disulfonic acid, 1-hydroxy-2-naphthoic acid, nicotinic acid, nitric acid, oleic acid, orotic acid, oxalic acid, palmitic acid, pamoic acid, perchloric acid, phosphoric acid, L-pyroglutamic acid, saccharic acid, salicylic acid, 4-amino-salicylic acid, sebacic acid, stearic acid, succinic acid, sulfuric acid, tannic acid, (+)-L-tartaric

acid, thiocyanic acid, p-toluenesulfonic acid, undecylenic acid, and valeric acid.

[00143] Suitable bases for use in the preparation of pharmaceutically acceptable salts, including, but not limited to, inorganic bases, such as magnesium hydroxide, calcium hydroxide, potassium hydroxide, zinc hydroxide, or sodium hydroxide; and organic bases, such as primary, secondary, tertiary, and quaternary, aliphatic and aromatic amines, including L-arginine, benethamine, benzathine, choline, deanol, diethanolamine, diethylamine, dimethylamine, dipropylamine, diisopropylamine, 2-(diethylamino)-ethanol, ethanolamine, ethylamine, ethylenediamine, isopropylamine, N-methyl-glucamine, hydrabamine, 1H-imidazole, L-lysine, morpholine, 4-(2-hydroxyethyl)-morpholine, methylamine, piperidine, piperazine, propylamine, pyrrolidine, 1-(2-hydroxyethyl)-pyrrolidine, pyridine, quinuclidine, quinoline, isoquinoline, secondary amines, triethanolamine, trimethylamine, triethylamine, N-methyl-D-glucamine, 2-amino-2-(hydroxymethyl)-1,3-propanediol, and tromethamine.

[00144] The compound provided herein may also be provided as a prodrug, which is a functional derivative of the compound, for example, of Formula I and is readily convertible into the parent compound in vivo. Prodrugs are often useful because, in some situations, they may be easier to administer than the parent compound. They may, for instance, be bioavailable by oral administration whereas the parent compound is not. The prodrug may also have enhanced solubility in pharmaceutical compositions over the parent compound. A prodrug may be converted into the parent drug by various mechanisms, including enzymatic processes and metabolic hydrolysis. See Harper, *Progress in Drug Research* **1962**, 4, 221-294; Morozowich et al. in "Design of Biopharmaceutical Properties through Prodrugs and Analogs," Roche Ed., APHA Acad. Pharm. Sci. 1977; "Bioreversible Carriers in Drug in Drug Design, Theory and Application," Roche Ed., APHA Acad. Pharm. Sci. 1987; "Design of Prodrugs," Bundgaard, Elsevier, 1985; Wang et al., *Curr. Pharm. Design* **1999**, 5, 265-287; Pauletti et al., *Adv. Drug. Delivery Rev.* **1997**, 27, 235-256; Mizen et al., *Pharm. Biotech.* **1998**, 11, 345-365; Gagnault et al., *Pract. Med. Chem.* **1996**, 671-696; Asgharnejad in "Transport Processes in Pharmaceutical Systems," Amidon et al., Ed., Marcell Dekker, 185-218, 2000; Balant et al., *Eur. J. Drug Metab. Pharmacokinet.* **1990**, 15, 143-53; Balimane and Sinko, *Adv. Drug Delivery Rev.* **1999**, 39, 183-209; Browne, *Clin. Neuropharmacol.* **1997**, 20, 1-12; Bundgaard, *Arch. Pharm. Chem.* **1979**, 86, 1-39; Bundgaard, *Controlled Drug Delivery* **1987**, 17, 179-96; Bundgaard, *Adv. Drug Delivery*

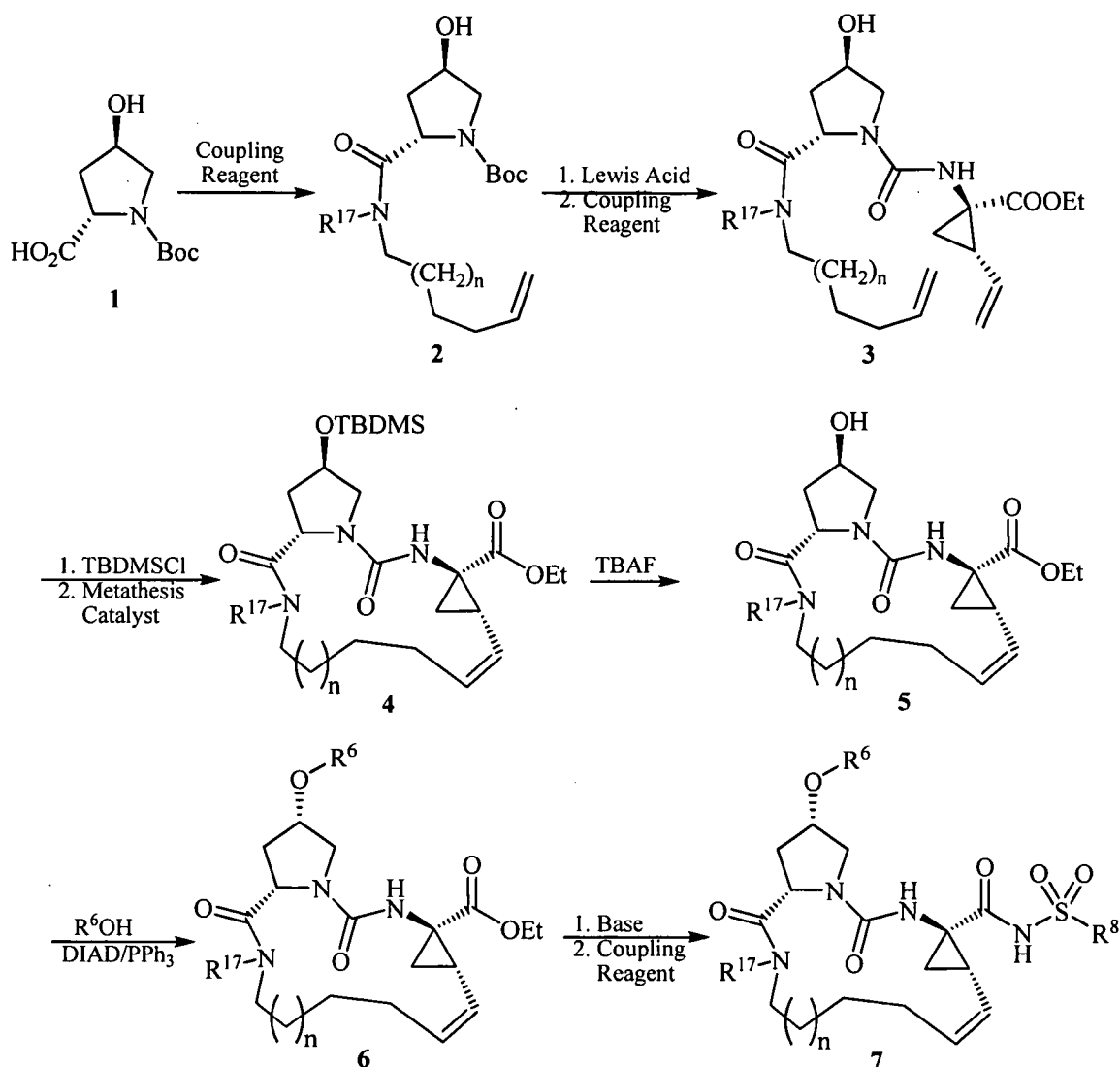
Rev. **1992**, *8*, 1-38; Fleisher et al., *Adv. Drug Delivery Rev.* **1996**, *19*, 115-130; Fleisher et al., *Methods Enzymol.* **1985**, *112*, 360-381; Farquhar et al., *J. Pharm. Sci.* **1983**, *72*, 324-325; Freeman et al., *J. Chem. Soc., Chem. Commun.* **1991**, 875-877; Friis and Bundgaard, *Eur. J. Pharm. Sci.* **1996**, *4*, 49-59; Gangwar et al., *Des. Biopharm. Prop. Prodrugs Analogs*, **1977**, 409-421; Nathwani and Wood, *Drugs* **1993**, *45*, 866-94; Sinhababu and Thakker, *Adv. Drug Delivery Rev.* **1996**, *19*, 241-273; Stella et al., *Drugs* **1985**, *29*, 455-73; Tan et al., *Adv. Drug Delivery Rev.* **1999**, *39*, 117-151; Taylor, *Adv. Drug Delivery Rev.* **1996**, *19*, 131-148; Valentino and Borchardt, *Drug Discovery Today* **1997**, *2*, 148-155; Wiebe and Knaus, *Adv. Drug Delivery Rev.* **1999**, *39*, 63-80; and Waller et al., *Br. J. Clin. Pharmac.* **1989**, *28*, 497-507.

Methods of Synthesis

[00145] The compound provided herein can be prepared, isolated, or obtained by any method known to one of skill in the art. For an example, a compound of Formula I can be prepared as shown in Scheme 1.

[00146] N-Protected 4-hydroxyproline **1** with a desired stereochemistry is coupled with an amine with a terminal carbon-carbon double bond to form amide **2**. Compound **2** is then converted into a free amine by removing the N-protecting group on its proline moiety with a Lewis acid, such as trifluoroacetic acid, followed by coupling with a cyclopropylamine to yield compound **3**, which is then protected with a hydroxyl protecting group, such as TBDMSCl, and cyclized in the presence of a metathesis catalyst to yield macrocyclic compound **4**. The hydroxyl protecting group of compound **4** is removed to yield compound **5** with a free hydroxyl group. At this point, a variety of R⁶-L group can be introduced at the hydroxyl position using various chemistries, such as coupling reactions to form ester, carbonate, or carbamate with the hydroxyl group, or nucleophilic substitution reactions to form ether, amine, or thioether. A nucleophilic substitution reaction to form an ether linkage is illustrated in Scheme 1. Compound **5** reacts with R⁶OH under Mitsunobu condition with inversion of the stereochemistry at the position of the hydroxyl group to produce compound **6** with oxy as L in Formula I as provided herein. The ethyl protecting group is removed from the carboxyl group of compound **6** to yield a free acid, which is readily coupled with a variety of amines to form desired macrocyclic serine protease inhibitors, such as sulfonamide **7**.

Scheme 1

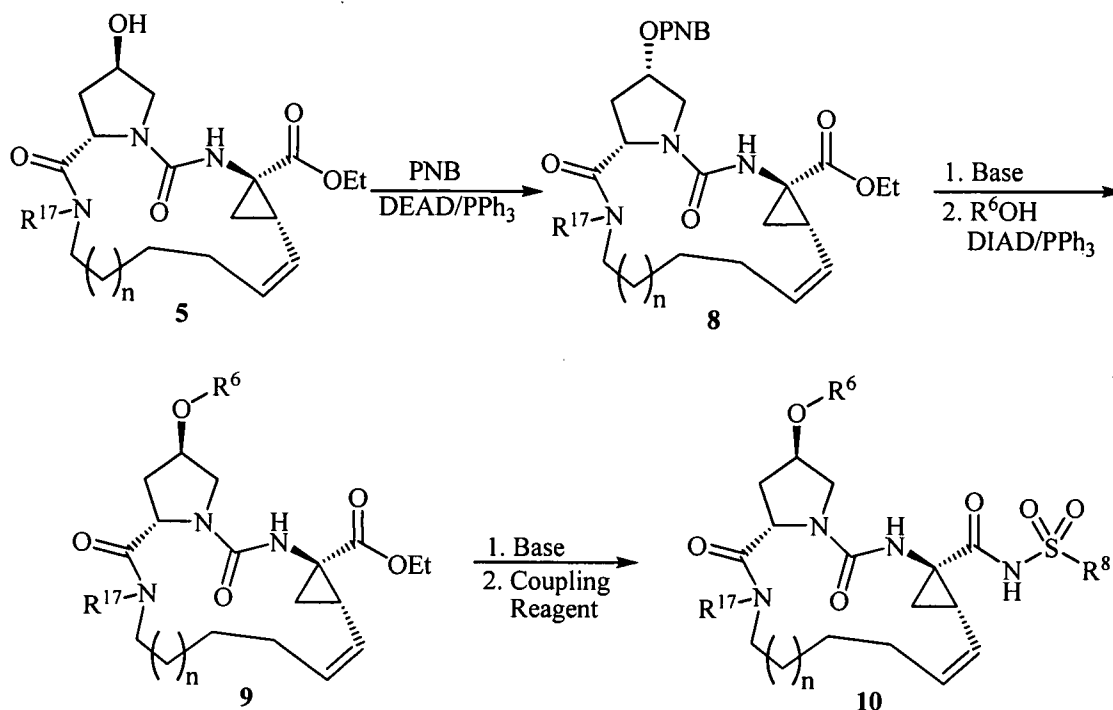


[00147] An alternative strategy is shown in Scheme 2, where double inversion of the stereochemistry at the position of the hydroxyl group is employed to retain its original stereochemistry. Compound **5** is first converted into para-nitrobenzoyl (PNB) ester **8** under Mitsunobu condition with the first inversion of the stereochemistry at the position of the hydroxyl group. The PNB ester **8** is hydrolyzed, and then reacts with R^6OH under Mitsunobu condition with the second inversion of the stereochemistry at the position of the hydroxyl group to yield compound **10** with retention of its original stereochemistry at the position of hydroxyl group.

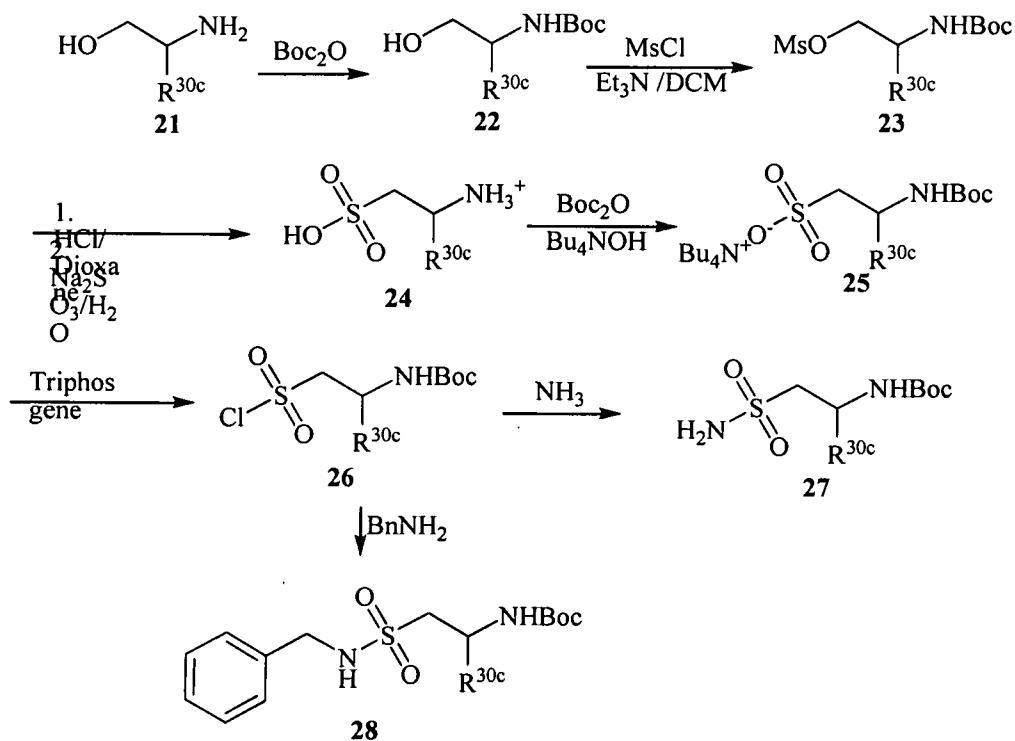
[00148] The starting materials used in the synthesis of the compounds provided herein are either commercially available or can be readily prepared. For example, beta amino

sulfonamide is synthesized as shown in Scheme 3 and quinoline derivatives are synthesized as shown in Scheme 4, wherein A, R^{5'}, R^{6'}, R^{7'}, and R^{8'} are as defined herein.

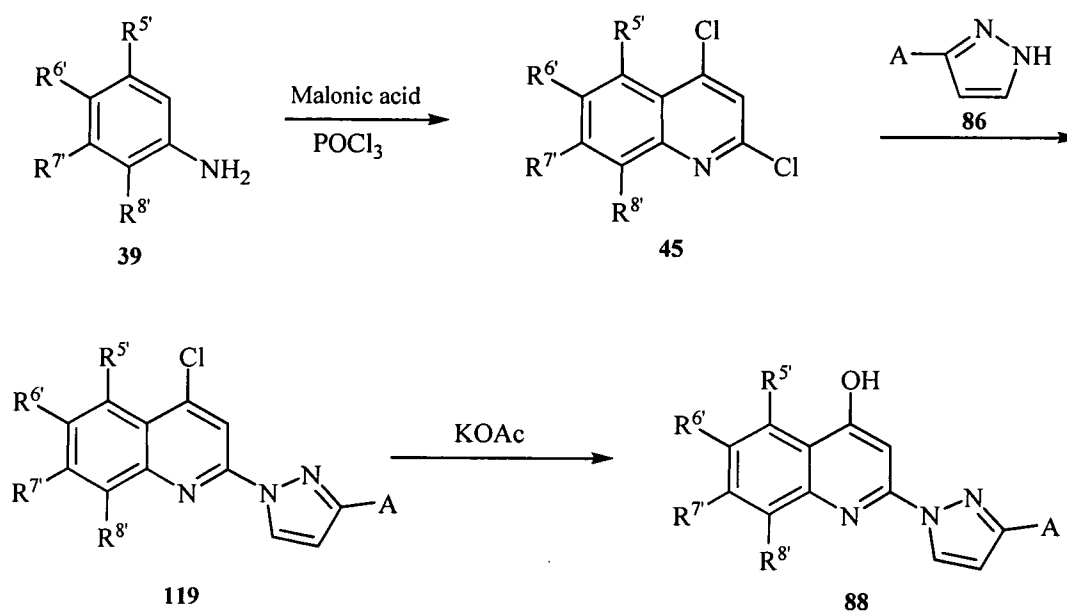
Scheme 2



Scheme 3

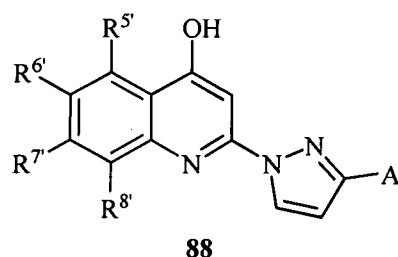


Scheme 4

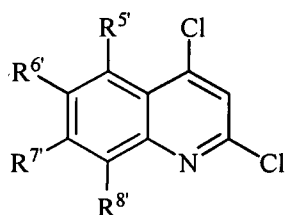


[00149] For the syntheses of quinoline derivatives, dichloroquinolines are prepared via the condensation of aniline **39** and malonic acid. Selective substitution of the chloro group at the 2 position with pyrazole **86** yields compound **119** in a single step without a protecting group. The chloro at the 4 position of compound **119** is then converted to hydroxyl in the presence of a base, including, but not limited to, NaOH, KOH, KOAc, and NaOAc.

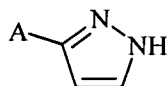
[00150] Provided herein is a method of preparing a quinoline having a structure of:



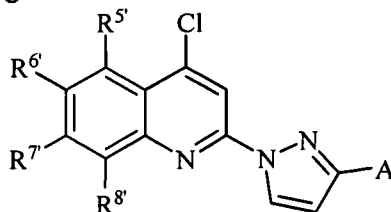
the method comprising the step (selective substitution) of reacting a dichloroquinoline having a structure of:



with a pyrazole having a structure of



to form a chloroquinoline having a structure of:



wherein A, R⁵, R⁶, R⁷, and R⁸ are each as defined herein.

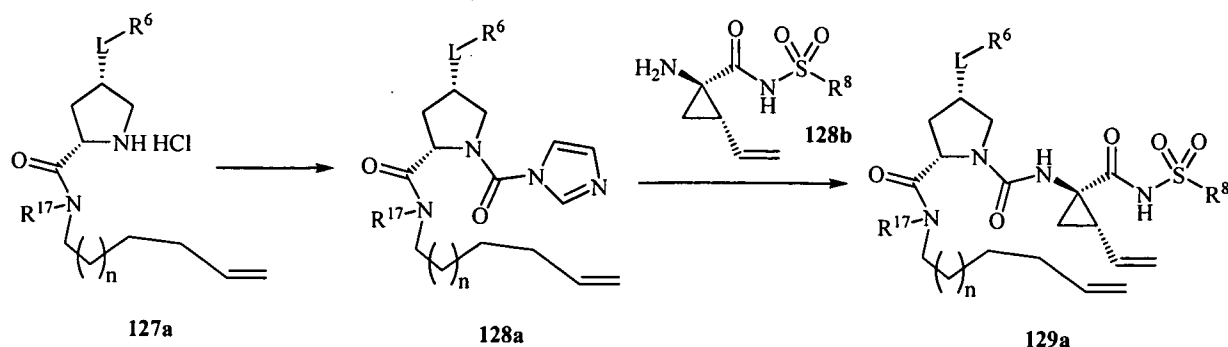
[00151] In one embodiment, the selective substitution is conducted in the presence of NaH (1.1 eq.), DMF, and **86** (1.1 eq.) at an elevated temperature, e.g., 90 °C. In another embodiment, the selective substitution is conducted in the presence of *N*-methylpyrrolidine and DMF at an elevated temperature, e.g., 200 °C. In yet another embodiment, the selective substitution is conducted in the presence of Cs₂CO₃ and DMF at an elevated temperature, e.g., 110 °C. In yet another embodiment, the selective substitution is conducted in the presence of TEA and ACN at an elevated temperature. In yet another embodiment, the selective substitution is conducted in the presence of EtN(iPr)₂ and dioxane at a temperature from room temperature to 140 °C. In yet another embodiment, the selective substitution is conducted in toluene at an elevated temperature. In still another embodiment, the selective substitution is conducted in the absence of any solvents at an elevated temperature, e.g., 120 °C.

[00152] In another embodiment, the method further comprises the step of converting the chloro to hydroxyl in the presence of a base. Suitable bases include, but are not limited to, NaOH, KOH, NaOAc, and KOAc. In one embodiment, the base is NaOH. In another embodiment, the base is KOH. In yet another embodiment, the base is NaOAc. In still another embodiment, the base is KOAc.

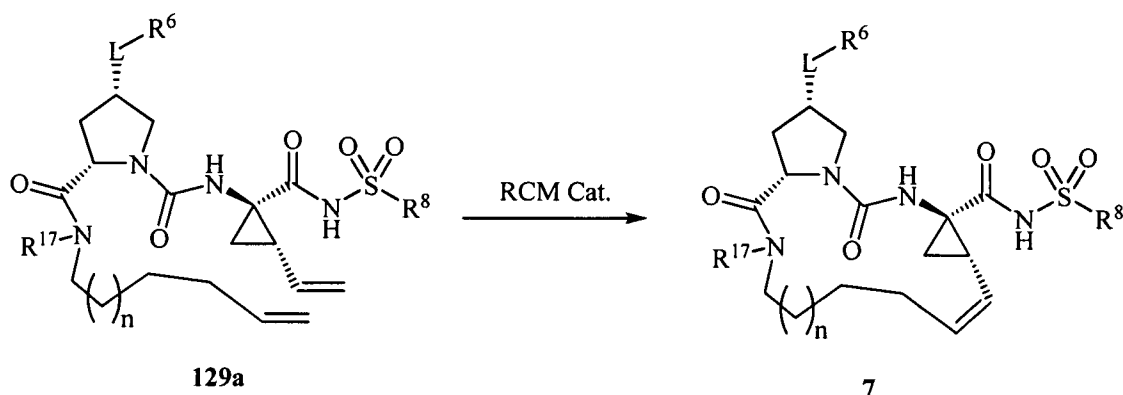
[00153] Provided herein is a method of preparing compound **129a**. As shown in Scheme 4a, the method comprises the steps of (a) reacting compound **127a** with CDI to form compound **128a** and (b) coupling compound **128a** with compound **128 b** to form compound **129a**.

[00154] Provided herein is also a method of preparing a macrocyclic serine protease inhibitor provided herein, e.g., compound **7**, as shown in Scheme 4b. The method comprises the step of converting compound **129a** into compound **7** in the presence of a ring closure metathesis (RCM) catalyst. In one embodiment, the RCM catalyst is Zhan 1B catalyst.

Scheme 4a



Scheme 4b



Pharmaceutical Compositions

[00155] Provided herein are pharmaceutical compositions comprising a compound provided herein as an active ingredient, including a single enantiomer, a racemic mixture, or a mixture of diastereomers thereof; or a pharmaceutically acceptable salt, solvate, or prodrug thereof, in combination with a pharmaceutically acceptable vehicle, carrier, diluent, or excipient, or a mixture thereof. In certain embodiments, the pharmaceutical composition comprises at least one release controlling excipient or carrier. In certain embodiments, the pharmaceutical composition comprises at least one nonrelease controlling excipient or carrier. In certain embodiments, the pharmaceutical composition comprises at least one release controlling and at least one nonrelease controlling excipients or carriers.

[00156] The compound provided herein may be administered alone, or in combination with one or more other compounds provided herein, one or more other active ingredients. The pharmaceutical compositions that comprise a compound provided herein may be formulated in various dosage forms for oral, parenteral, and topical administration. The pharmaceutical compositions may also be formulated as modified release dosage forms,

including delayed-, extended-, prolonged-, sustained-, pulsatile-, controlled-, accelerated- and fast-, targeted-, programmed-release, and gastric retention dosage forms. These dosage forms can be prepared according to conventional methods and techniques known to those skilled in the art (*see, Remington: The Science and Practice of Pharmacy*, supra; *Modified-Release Drug Deliver Technology*, Rathbone et al., Eds., Drugs and the Pharmaceutical Science, Marcel Dekker, Inc.: New York, NY, 2003; Vol. 126).

[00157] In one embodiment, the pharmaceutical compositions are provided in a dosage form for oral administration, which comprise a compound provided herein, including a single enantiomer, a racemic mixture, or a mixture of diastereomers thereof; or a pharmaceutically acceptable salt, solvate, or prodrug thereof; and one or more pharmaceutically acceptable excipients or carriers.

[00158] In another embodiment, the pharmaceutical compositions are provided in a dosage form for parenteral administration, which comprise a compound provided herein, including a single enantiomer, a racemic mixture, or a mixture of diastereomers thereof; or a pharmaceutically acceptable salt, solvate, or prodrug thereof; and one or more pharmaceutically acceptable excipients or carriers.

[00159] In yet another embodiment, the pharmaceutical compositions are provided in a dosage form for topical administration, which comprise a compound provided herein, including a single enantiomer, a racemic mixture, or a mixture of diastereomers thereof; or a pharmaceutically acceptable salt, solvate, or prodrug thereof; and one or more pharmaceutically acceptable excipients or carriers.

[00160] The pharmaceutical compositions provided herein may be provided in a unit-dosage form or multiple-dosage form. A unit-dosage form, as used herein, refers to physically discrete a unit suitable for administration to a human and animal subject, and packaged individually as is known in the art. Each unit-dose contains a predetermined quantity of the active ingredient(s) sufficient to produce the desired therapeutic effect, in association with the required pharmaceutical carriers or excipients. Examples of a unit-dosage form include an ampoule, syringe, and individually packaged tablet and capsule. A unit-dosage form may be administered in fractions or multiples thereof. A multiple-dosage form is a plurality of identical unit-dosage forms packaged in a single container to be administered in segregated unit-dosage form. Examples of a multiple-dosage form include a

vial, bottle of tablets or capsules, or bottle of pints or gallons.

[00161] The pharmaceutical compositions provided herein may be administered at once, or multiple times at intervals of time. It is understood that the precise dosage and duration of treatment may vary with the age, weight, and condition of the patient being treated, and may be determined empirically using known testing protocols or by extrapolation from *in vivo* or *in vitro* test or diagnostic data. It is further understood that for any particular individual, specific dosage regimens should be adjusted over time according to the individual need and the professional judgment of the person administering or supervising the administration of the formulations.

A. Oral Administration

[00162] The pharmaceutical compositions provided herein may be provided in solid, semisolid, or liquid dosage forms for oral administration. As used herein, oral administration also includes buccal, lingual, and sublingual administration. Suitable oral dosage forms include, but are not limited to, tablets, capsules, pills, troches, lozenges, pastilles, cachets, pellets, medicated chewing gum, granules, bulk powders, effervescent or non-effervescent powders or granules, solutions, emulsions, suspensions, solutions, wafers, sprinkles, elixirs, and syrups. In addition to the active ingredient(s), the pharmaceutical compositions may contain one or more pharmaceutically acceptable carriers or excipients, including, but not limited to, binders, fillers, diluents, disintegrants, wetting agents, lubricants, glidants, coloring agents, dye-migration inhibitors, sweetening agents, and flavoring agents.

[00163] Binders or granulators impart cohesiveness to a tablet to ensure the tablet remaining intact after compression. Suitable binders or granulators include, but are not limited to, starches, such as corn starch, potato starch, and pre-gelatinized starch (e.g., STARCH 1500); gelatin; sugars, such as sucrose, glucose, dextrose, molasses, and lactose; natural and synthetic gums, such as acacia, alginic acid, alginates, extract of Irish moss, panwar gum, ghatti gum, mucilage of isabgol husks, carboxymethylcellulose, methylcellulose, polyvinylpyrrolidone (PVP), Veegum, larch arabogalactan, powdered tragacanth, and guar gum; celluloses, such as ethyl cellulose, cellulose acetate, carboxymethyl cellulose calcium, sodium carboxymethyl cellulose, methyl cellulose, hydroxyethylcellulose (HEC), hydroxypropylcellulose (HPC), hydroxypropyl methyl cellulose (HPMC); microcrystalline celluloses, such as AVICEL-PH-101, AVICEL-PH-103,

AVICEL RC-581, AVICEL-PH-105 (FMC Corp., Marcus Hook, PA); and mixtures thereof. Suitable fillers include, but are not limited to, talc, calcium carbonate, microcrystalline cellulose, powdered cellulose, dextrates, kaolin, mannitol, silicic acid, sorbitol, starch, pre-gelatinized starch, and mixtures thereof. The binder or filler may be present from about 50 to about 99% by weight in the pharmaceutical compositions provided herein.

[00164] Suitable diluents include, but are not limited to, dicalcium phosphate, calcium sulfate, lactose, sorbitol, sucrose, inositol, cellulose, kaolin, mannitol, sodium chloride, dry starch, and powdered sugar. Certain diluents, such as mannitol, lactose, sorbitol, sucrose, and inositol, when present in sufficient quantity, can impart properties to some compressed tablets that permit disintegration in the mouth by chewing. Such compressed tablets can be used as chewable tablets.

[00165] Suitable disintegrants include, but are not limited to, agar; bentonite; celluloses, such as methylcellulose and carboxymethylcellulose; wood products; natural sponge; cation-exchange resins; alginic acid; gums, such as guar gum and Veegum HV; citrus pulp; cross-linked celluloses, such as croscarmellose; cross-linked polymers, such as crospovidone; cross-linked starches; calcium carbonate; microcrystalline cellulose, such as sodium starch glycolate; polacrillin potassium; starches, such as corn starch, potato starch, tapioca starch, and pre-gelatinized starch; clays; aligns; and mixtures thereof. The amount of a disintegrant in the pharmaceutical compositions provided herein varies upon the type of formulation, and is readily discernible to those of ordinary skill in the art. The pharmaceutical compositions provided herein may contain from about 0.5 to about 15% or from about 1 to about 5% by weight of a disintegrant.

[00166] Suitable lubricants include, but are not limited to, calcium stearate; magnesium stearate; mineral oil; light mineral oil; glycerin; sorbitol; mannitol; glycols, such as glycerol behenate and polyethylene glycol (PEG); stearic acid; sodium lauryl sulfate; talc; hydrogenated vegetable oil, including peanut oil, cottonseed oil, sunflower oil, sesame oil, olive oil, corn oil, and soybean oil; zinc stearate; ethyl oleate; ethyl laureate; agar; starch; lycopodium; silica or silica gels, such as AEROSIL[®] 200 (W.R. Grace Co., Baltimore, MD) and CAB-O-SIL[®] (Cabot Co. of Boston, MA); and mixtures thereof. The pharmaceutical compositions provided herein may contain about 0.1 to about 5% by weight of a lubricant.

[00167] Suitable glidants include colloidal silicon dioxide, CAB-O-SIL[®] (Cabot Co. of

Boston, MA), and asbestos-free talc. Coloring agents include any of the approved, certified, water soluble FD&C dyes, and water insoluble FD&C dyes suspended on alumina hydrate, and color lakes and mixtures thereof. A color lake is the combination by adsorption of a water-soluble dye to a hydrous oxide of a heavy metal, resulting in an insoluble form of the dye. Flavoring agents include natural flavors extracted from plants, such as fruits, and synthetic blends of compounds which produce a pleasant taste sensation, such as peppermint and methyl salicylate. Sweetening agents include sucrose, lactose, mannitol, syrups, glycerin, and artificial sweeteners, such as saccharin and aspartame. Suitable emulsifying agents include gelatin, acacia, tragacanth, bentonite, and surfactants, such as polyoxyethylene sorbitan monooleate (TWEEN[®] 20), polyoxyethylene sorbitan monooleate 80 (TWEEN[®] 80), and triethanolamine oleate. Suspending and dispersing agents include sodium carboxymethylcellulose, pectin, tragacanth, Veegum, acacia, sodium carbomethylcellulose, hydroxypropyl methylcellulose, and polyvinylpyrrolidone. Preservatives include glycerin, methyl and propylparaben, benzoic acid, sodium benzoate and alcohol. Wetting agents include propylene glycol monostearate, sorbitan monooleate, diethylene glycol monolaurate, and polyoxyethylene lauryl ether. Solvents include glycerin, sorbitol, ethyl alcohol, and syrup. Examples of non-aqueous liquids utilized in emulsions include mineral oil and cottonseed oil. Organic acids include citric and tartaric acid. Sources of carbon dioxide include sodium bicarbonate and sodium carbonate.

[00168] It should be understood that many carriers and excipients may serve several functions, even within the same formulation.

[00169] The pharmaceutical compositions provided herein may be provided as compressed tablets, tablet triturates, chewable lozenges, rapidly dissolving tablets, multiple compressed tablets, or enteric-coating tablets, sugar-coated, or film-coated tablets. Enteric-coated tablets are compressed tablets coated with substances that resist the action of stomach acid but dissolve or disintegrate in the intestine, thus protecting the active ingredients from the acidic environment of the stomach. Enteric-coatings include, but are not limited to, fatty acids, fats, phenyl salicylate, waxes, shellac, ammoniated shellac, and cellulose acetate phthalates. Sugar-coated tablets are compressed tablets surrounded by a sugar coating, which may be beneficial in covering up objectionable tastes or odors and in protecting the tablets from oxidation. Film-coated tablets are compressed tablets that are covered with a thin layer or film of a water-soluble material. Film coatings include, but are not limited to,

hydroxyethylcellulose, sodium carboxymethylcellulose, polyethylene glycol 4000, and cellulose acetate phthalate. Film coating imparts the same general characteristics as sugar coating. Multiple compressed tablets are compressed tablets made by more than one compression cycle, including layered tablets, and press-coated or dry-coated tablets.

[00170] The tablet dosage forms may be prepared from the active ingredient in powdered, crystalline, or granular forms, alone or in combination with one or more carriers or excipients described herein, including binders, disintegrants, controlled-release polymers, lubricants, diluents, and/or colorants. Flavoring and sweetening agents are especially useful in the formation of chewable tablets and lozenges.

[00171] The pharmaceutical compositions provided herein may be provided as soft or hard capsules, which can be made from gelatin, methylcellulose, starch, or calcium alginate. The hard gelatin capsule, also known as the dry-filled capsule (DFC), consists of two sections, one slipping over the other, thus completely enclosing the active ingredient. The soft elastic capsule (SEC) is a soft, globular shell, such as a gelatin shell, which is plasticized by the addition of glycerin, sorbitol, or a similar polyol. The soft gelatin shells may contain a preservative to prevent the growth of microorganisms. Suitable preservatives are those as described herein, including methyl- and propyl-parabens, and sorbic acid. The liquid, semisolid, and solid dosage forms provided herein may be encapsulated in a capsule. Suitable liquid and semisolid dosage forms include solutions and suspensions in propylene carbonate, vegetable oils, or triglycerides. Capsules containing such solutions can be prepared as described in U.S. Pat. Nos. 4,328,245; 4,409,239; and 4,410,545. The capsules may also be coated as known by those of skill in the art in order to modify or sustain dissolution of the active ingredient.

[00172] The pharmaceutical compositions provided herein may be provided in liquid and semisolid dosage forms, including emulsions, solutions, suspensions, elixirs, and syrups. An emulsion is a two-phase system, in which one liquid is dispersed in the form of small globules throughout another liquid, which can be oil-in-water or water-in-oil. Emulsions may include a pharmaceutically acceptable non-aqueous liquid or solvent, emulsifying agent, and preservative. Suspensions may include a pharmaceutically acceptable suspending agent and preservative. Aqueous alcoholic solutions may include a pharmaceutically acceptable acetal, such as a di(lower alkyl) acetal of a lower alkyl aldehyde, e.g., acetaldehyde diethyl acetal; and a water-miscible solvent having one or more hydroxyl groups, such as propylene glycol

and ethanol. Elixirs are clear, sweetened, and hydroalcoholic solutions. Syrups are concentrated aqueous solutions of a sugar, for example, sucrose, and may also contain a preservative. For a liquid dosage form, for example, a solution in a polyethylene glycol may be diluted with a sufficient quantity of a pharmaceutically acceptable liquid carrier, *e.g.*, water, to be measured conveniently for administration.

[00173] Other useful liquid and semisolid dosage forms include, but are not limited to, those containing the active ingredient(s) provided herein, and a dialkylated mono- or poly-alkylene glycol, including, 1,2-dimethoxymethane, diglyme, triglyme, tetraglyme, polyethylene glycol-350-dimethyl ether, polyethylene glycol-550-dimethyl ether, polyethylene glycol-750-dimethyl ether, wherein 350, 550, and 750 refer to the approximate average molecular weight of the polyethylene glycol. These formulations may further comprise one or more antioxidants, such as butylated hydroxytoluene (BHT), butylated hydroxyanisole (BHA), propyl gallate, vitamin E, hydroquinone, hydroxycoumarins, ethanolamine, lecithin, cephalin, ascorbic acid, malic acid, sorbitol, phosphoric acid, bisulfite, sodium metabisulfite, thiodipropionic acid and its esters, and dithiocarbamates.

[00174] The pharmaceutical compositions provided herein for oral administration may be also provided in the forms of liposomes, micelles, microspheres, or nanosystems. Micellar dosage forms can be prepared as described in U.S. Pat. No. 6,350,458.

[00175] The pharmaceutical compositions provided herein may be provided as non-effervescent or effervescent, granules and powders, to be reconstituted into a liquid dosage form. Pharmaceutically acceptable carriers and excipients used in the non-effervescent granules or powders may include diluents, sweeteners, and wetting agents. Pharmaceutically acceptable carriers and excipients used in the effervescent granules or powders may include organic acids and a source of carbon dioxide.

[00176] Coloring and flavoring agents can be used in all of the above dosage forms.

[00177] The pharmaceutical compositions provided herein may be formulated as immediate or modified release dosage forms, including delayed-, sustained, pulsed-, controlled, targeted-, and programmed-release forms.

[00178] The pharmaceutical compositions provided herein may be co-formulated with other active ingredients which do not impair the desired therapeutic action, or with substances

that supplement the desired action.

B. Parenteral Administration

[00179] The pharmaceutical compositions provided herein may be administered parenterally by injection, infusion, or implantation, for local or systemic administration. Parenteral administration, as used herein, include intravenous, intraarterial, intraperitoneal, intrathecal, intraventricular, intraurethral, intrasternal, intracranial, intramuscular, intrasynovial, and subcutaneous administration.

[00180] The pharmaceutical compositions provided herein may be formulated in any dosage forms that are suitable for parenteral administration, including solutions, suspensions, emulsions, micelles, liposomes, microspheres, nanosystems, and solid forms suitable for solutions or suspensions in liquid prior to injection. Such dosage forms can be prepared according to conventional methods known to those skilled in the art of pharmaceutical science (*see, Remington: The Science and Practice of Pharmacy, supra*).

[00181] The pharmaceutical compositions intended for parenteral administration may include one or more pharmaceutically acceptable carriers and excipients, including, but not limited to, aqueous vehicles, water-miscible vehicles, non-aqueous vehicles, antimicrobial agents or preservatives against the growth of microorganisms, stabilizers, solubility enhancers, isotonic agents, buffering agents, antioxidants, local anesthetics, suspending and dispersing agents, wetting or emulsifying agents, complexing agents, sequestering or chelating agents, cryoprotectants, lyoprotectants, thickening agents, pH adjusting agents, and inert gases.

[00182] Suitable aqueous vehicles include, but are not limited to, water, saline, physiological saline or phosphate buffered saline (PBS), sodium chloride injection, Ringers injection, isotonic dextrose injection, sterile water injection, dextrose and lactated Ringers injection. Non-aqueous vehicles include, but are not limited to, fixed oils of vegetable origin, castor oil, corn oil, cottonseed oil, olive oil, peanut oil, peppermint oil, safflower oil, sesame oil, soybean oil, hydrogenated vegetable oils, hydrogenated soybean oil, and medium-chain triglycerides of coconut oil, and palm seed oil. Water-miscible vehicles include, but are not limited to, ethanol, 1,3-butanediol, liquid polyethylene glycol (e.g., polyethylene glycol 300 and polyethylene glycol 400), propylene glycol, glycerin, *N*-methyl-2-pyrrolidone, *N,N*-dimethylacetamide, and dimethyl sulfoxide.

[00183] Suitable antimicrobial agents or preservatives include, but are not limited to, phenols, cresols, mercurials, benzyl alcohol, chlorobutanol, methyl and propyl p-hydroxybenzoates, thimerosal, benzalkonium chloride (e.g., benzethonium chloride), methyl- and propyl-parabens, and sorbic acid. Suitable isotonic agents include, but are not limited to, sodium chloride, glycerin, and dextrose. Suitable buffering agents include, but are not limited to, phosphate and citrate. Suitable antioxidants are those as described herein, including bisulfite and sodium metabisulfite. Suitable local anesthetics include, but are not limited to, procaine hydrochloride. Suitable suspending and dispersing agents are those as described herein, including sodium carboxymethylcellulose, hydroxypropyl methylcellulose, and polyvinylpyrrolidone. Suitable emulsifying agents include those described herein, including polyoxyethylene sorbitan monolaurate, polyoxyethylene sorbitan monooleate 80, and triethanolamine oleate. Suitable sequestering or chelating agents include, but are not limited to EDTA. Suitable pH adjusting agents include, but are not limited to, sodium hydroxide, hydrochloric acid, citric acid, and lactic acid. Suitable complexing agents include, but are not limited to, cyclodextrins, including α -cyclodextrin, β -cyclodextrin, hydroxypropyl- β -cyclodextrin, sulfobutylether- β -cyclodextrin, and sulfobutylether 7- β -cyclodextrin (CAPTISOL[®], CyDex, Lenexa, KS).

[00184] The pharmaceutical compositions provided herein may be formulated for single or multiple dosage administration. The single dosage formulations are packaged in an ampoule, a vial, or a syringe. The multiple dosage parenteral formulations must contain an antimicrobial agent at bacteriostatic or fungistatic concentrations. All parenteral formulations must be sterile, as known and practiced in the art.

[00185] In one embodiment, the pharmaceutical compositions are provided as ready-to-use sterile solutions. In another embodiment, the pharmaceutical compositions are provided as sterile dry soluble products, including lyophilized powders and hypodermic tablets, to be reconstituted with a vehicle prior to use. In yet another embodiment, the pharmaceutical compositions are provided as ready-to-use sterile suspensions. In yet another embodiment, the pharmaceutical compositions are provided as sterile dry insoluble products to be reconstituted with a vehicle prior to use. In still another embodiment, the pharmaceutical compositions are provided as ready-to-use sterile emulsions.

[00186] The pharmaceutical compositions provided herein may be formulated as immediate or modified release dosage forms, including delayed-, sustained, pulsed-,

controlled, targeted-, and programmed-release forms.

[00187] The pharmaceutical compositions may be formulated as a suspension, solid, semi-solid, or thixotropic liquid, for administration as an implanted depot. In one embodiment, the pharmaceutical compositions provided herein are dispersed in a solid inner matrix, which is surrounded by an outer polymeric membrane that is insoluble in body fluids but allows the active ingredient in the pharmaceutical compositions diffuse through.

[00188] Suitable inner matrixes include polymethylmethacrylate, polybutyl-methacrylate, plasticized or unplasticized polyvinylchloride, plasticized nylon, plasticized polyethylene terephthalate, natural rubber, polyisoprene, polyisobutylene, polybutadiene, polyethylene, ethylene-vinyl acetate copolymers, silicone rubbers, polydimethylsiloxanes, silicone carbonate copolymers, hydrophilic polymers, such as hydrogels of esters of acrylic and methacrylic acid, collagen, cross-linked polyvinyl alcohol, and cross-linked partially hydrolyzed polyvinyl acetate.

[00189] Suitable outer polymeric membranes include polyethylene, polypropylene, ethylene/propylene copolymers, ethylene/ethyl acrylate copolymers, ethylene/vinyl acetate copolymers, silicone rubbers, polydimethyl siloxanes, neoprene rubber, chlorinated polyethylene, polyvinylchloride, vinyl chloride copolymers with vinyl acetate, vinylidene chloride, ethylene and propylene, ionomer polyethylene terephthalate, butyl rubber epichlorohydrin rubbers, ethylene/vinyl alcohol copolymer, ethylene/vinyl acetate/vinyl alcohol terpolymer, and ethylene/vinyloxyethanol copolymer.

C. Topical Administration

[00190] The pharmaceutical compositions provided herein may be administered topically to the skin, orifices, or mucosa. The topical administration, as used herein, includes (intra)dermal, conjunctival, intracorneal, intraocular, ophthalmic, auricular, transdermal, nasal, vaginal, urethral, respiratory, and rectal administration.

[00191] The pharmaceutical compositions provided herein may be formulated in any dosage forms that are suitable for topical administration for local or systemic effect, including emulsions, solutions, suspensions, creams, gels, hydrogels, ointments, dusting powders, dressings, elixirs, lotions, suspensions, tinctures, pastes, foams, films, aerosols, irrigations, sprays, suppositories, bandages, dermal patches. The topical formulation of the

pharmaceutical compositions provided herein may also comprise liposomes, micelles, microspheres, nanosystems, and mixtures thereof.

[00192] Pharmaceutically acceptable carriers and excipients suitable for use in the topical formulations provided herein include, but are not limited to, aqueous vehicles, water-miscible vehicles, non-aqueous vehicles, antimicrobial agents or preservatives against the growth of microorganisms, stabilizers, solubility enhancers, isotonic agents, buffering agents, antioxidants, local anesthetics, suspending and dispersing agents, wetting or emulsifying agents, complexing agents, sequestering or chelating agents, penetration enhancers, cryoprotectants, lyoprotectants, thickening agents, and inert gases.

[00193] The pharmaceutical compositions may also be administered topically by electroporation, iontophoresis, phonophoresis, sonophoresis, or microneedle or needle-free injection, such as POWDERJECT™ (Chiron Corp., Emeryville, CA), and BIOJECT™ (Bioject Medical Technologies Inc., Tualatin, OR).

[00194] The pharmaceutical compositions provided herein may be provided in the forms of ointments, creams, and gels. Suitable ointment vehicles include oleaginous or hydrocarbon vehicles, including lard, benzoinated lard, olive oil, cottonseed oil, and other oils, white petrolatum; emulsifiable or absorption vehicles, such as hydrophilic petrolatum, hydroxystearin sulfate, and anhydrous lanolin; water-removable vehicles, such as hydrophilic ointment; water-soluble ointment vehicles, including polyethylene glycols of varying molecular weight; emulsion vehicles, either water-in-oil (W/O) emulsions or oil-in-water (O/W) emulsions, including cetyl alcohol, glyceryl monostearate, lanolin, and stearic acid (*see, Remington: The Science and Practice of Pharmacy, supra*). These vehicles are emollient but generally require addition of antioxidants and preservatives.

[00195] Suitable cream base can be oil-in-water or water-in-oil. Cream vehicles may be water-washable, and contain an oil phase, an emulsifier, and an aqueous phase. The oil phase is also called the "internal" phase, which is generally comprised of petrolatum and a fatty alcohol such as cetyl or stearyl alcohol. The aqueous phase usually, although not necessarily, exceeds the oil phase in volume, and generally contains a humectant. The emulsifier in a cream formulation may be a nonionic, anionic, cationic, or amphoteric surfactant.

[00196] Gels are semisolid, suspension-type systems. Single-phase gels contain

organic macromolecules distributed substantially uniformly throughout the liquid carrier. Suitable gelling agents include crosslinked acrylic acid polymers, such as carbomers, carboxypolyalkylenes, CARBOPOL[®]; hydrophilic polymers, such as polyethylene oxides, polyoxyethylene-polyoxypropylene copolymers, and polyvinylalcohol; cellulosic polymers, such as hydroxypropyl cellulose, hydroxyethyl cellulose, hydroxypropyl methylcellulose, hydroxypropyl methylcellulose phthalate, and methylcellulose; gums, such as tragacanth and xanthan gum; sodium alginate; and gelatin. In order to prepare a uniform gel, dispersing agents such as alcohol or glycerin can be added, or the gelling agent can be dispersed by trituration, mechanical mixing, and/or stirring.

[00197] The pharmaceutical compositions provided herein may be administered rectally, urethrally, vaginally, or perivaginally in the forms of suppositories, pessaries, bougies, poultices or cataplasm, pastes, powders, dressings, creams, plasters, contraceptives, ointments, solutions, emulsions, suspensions, tampons, gels, foams, sprays, or enemas. These dosage forms can be manufactured using conventional processes as described in *Remington: The Science and Practice of Pharmacy*, supra.

[00198] Rectal, urethral, and vaginal suppositories are solid bodies for insertion into body orifices, which are solid at ordinary temperatures but melt or soften at body temperature to release the active ingredient(s) inside the orifices. Pharmaceutically acceptable carriers utilized in rectal and vaginal suppositories include bases or vehicles, such as stiffening agents, which produce a melting point in the proximity of body temperature, when formulated with the pharmaceutical compositions provided herein; and antioxidants as described herein, including bisulfite and sodium metabisulfite. Suitable vehicles include, but are not limited to, cocoa butter (theobroma oil), glycerin-gelatin, carbowax (polyoxyethylene glycol), spermaceti, paraffin, white and yellow wax, and appropriate mixtures of mono-, di- and triglycerides of fatty acids, hydrogels, such as polyvinyl alcohol, hydroxyethyl methacrylate, polyacrylic acid; glycerinated gelatin. Combinations of the various vehicles may be used. Rectal and vaginal suppositories may be prepared by the compressed method or molding. The typical weight of a rectal and vaginal suppository is about 2 to about 3 g.

[00199] The pharmaceutical compositions provided herein may be administered ophthalmically in the forms of solutions, suspensions, ointments, emulsions, gel-forming solutions, powders for solutions, gels, ocular inserts, and implants.

[00200] The pharmaceutical compositions provided herein may be administered intranasally or by inhalation to the respiratory tract. The pharmaceutical compositions may be provided in the form of an aerosol or solution for delivery using a pressurized container, pump, spray, atomizer, such as an atomizer using electrohydrodynamics to produce a fine mist, or nebulizer, alone or in combination with a suitable propellant, such as 1,1,1,2-tetrafluoroethane or 1,1,1,2,3,3,3-heptafluoropropane. The pharmaceutical compositions may also be provided as a dry powder for insufflation, alone or in combination with an inert carrier such as lactose or phospholipids; and nasal drops. For intranasal use, the powder may comprise a bioadhesive agent, including chitosan or cyclodextrin.

[00201] Solutions or suspensions for use in a pressurized container, pump, spray, atomizer, or nebulizer may be formulated to contain ethanol, aqueous ethanol, or a suitable alternative agent for dispersing, solubilizing, or extending release of the active ingredient provided herein, a propellant as solvent; and/or a surfactant, such as sorbitan trioleate, oleic acid, or an oligolactic acid.

[00202] The pharmaceutical compositions provided herein may be micronized to a size suitable for delivery by inhalation, such as about 50 micrometers or less, or about 10 micrometers or less. Particles of such sizes may be prepared using a comminuting method known to those skilled in the art, such as spiral jet milling, fluid bed jet milling, supercritical fluid processing to form nanoparticles, high pressure homogenization, or spray drying.

[00203] Capsules, blisters and cartridges for use in an inhaler or insufflator may be formulated to contain a powder mix of the pharmaceutical compositions provided herein; a suitable powder base, such as lactose or starch; and a performance modifier, such as *L*-leucine, mannitol, or magnesium stearate. The lactose may be anhydrous or in the form of the monohydrate. Other suitable excipients or carriers include dextran, glucose, maltose, sorbitol, xylitol, fructose, sucrose, and trehalose. The pharmaceutical compositions provided herein for inhaled/intranasal administration may further comprise a suitable flavor, such as menthol and levomenthol, or sweeteners, such as saccharin or saccharin sodium.

[00204] The pharmaceutical compositions provided herein for topical administration may be formulated to be immediate release or modified release, including delayed-, sustained-, pulsed-, controlled-, targeted, and programmed release.

D. Modified Release

[00205] The pharmaceutical compositions provided herein may be formulated as a modified release dosage form. As used herein, the term “modified release” refers to a dosage form in which the rate or place of release of the active ingredient(s) is different from that of an immediate dosage form when administered by the same route. Modified release dosage forms include delayed-, extended-, prolonged-, sustained-, pulsatile-, controlled-, accelerated- and fast-, targeted-, programmed-release, and gastric retention dosage forms. The pharmaceutical compositions in modified release dosage forms can be prepared using a variety of modified release devices and methods known to those skilled in the art, including, but not limited to, matrix controlled release devices, osmotic controlled release devices, multiparticulate controlled release devices, ion-exchange resins, enteric coatings, multilayered coatings, microspheres, liposomes, and combinations thereof. The release rate of the active ingredient(s) can also be modified by varying the particle sizes and polymorphorism of the active ingredient(s).

[00206] Examples of modified release include, but are not limited to, those described in U.S. Pat. Nos.: 3,845,770; 3,916,899; 3,536,809; 3,598,123; 4,008,719; 5,674,533; 5,059,595; 5,591,767; 5,120,548; 5,073,543; 5,639,476; 5,354,556; 5,639,480; 5,733,566; 5,739,108; 5,891,474; 5,922,356; 5,972,891; 5,980,945; 5,993,855; 6,045,830; 6,087,324; 6,113,943; 6,197,350; 6,248,363; 6,264,970; 6,267,981; 6,376,461; 6,419,961; 6,589,548; 6,613,358; and 6,699,500.

1. Matrix Controlled Release Devices

[00207] The pharmaceutical compositions provided herein in a modified release dosage form may be fabricated using a matrix controlled release device known to those skilled in the art (*see*, Takada et al in “Encyclopedia of Controlled Drug Delivery,” Vol. 2, Mathiowitz Ed., Wiley, 1999).

[00208] In one embodiment, the pharmaceutical compositions provided herein in a modified release dosage form is formulated using an erodible matrix device, which is water-swallowable, erodible, or soluble polymers, including synthetic polymers, and naturally occurring polymers and derivatives, such as polysaccharides and proteins.

[00209] Materials useful in forming an erodible matrix include, but are not limited to, chitin, chitosan, dextran, and pullulan; gum agar, gum arabic, gum karaya, locust bean gum, gum tragacanth, carrageenans, gum ghatti, guar gum, xanthan gum, and scleroglucan;

starches, such as dextrin and maltodextrin; hydrophilic colloids, such as pectin; phosphatides, such as lecithin; alginates; propylene glycol alginate; gelatin; collagen; and cellulose, such as ethyl cellulose (EC), methylethyl cellulose (MEC), carboxymethyl cellulose (CMC), CMEC, hydroxyethyl cellulose (HEC), hydroxypropyl cellulose (HPC), cellulose acetate (CA), cellulose propionate (CP), cellulose butyrate (CB), cellulose acetate butyrate (CAB), CAP, CAT, hydroxypropyl methyl cellulose (HPMC), HPMCP, HPMCAS, hydroxypropyl methyl cellulose acetate trimellitate (HPMCAT), and ethylhydroxy ethylcellulose (EHEC); polyvinyl pyrrolidone; polyvinyl alcohol; polyvinyl acetate; glycerol fatty acid esters; polyacrylamide; polyacrylic acid; copolymers of ethacrylic acid or methacrylic acid (EUDRAGIT[®], Rohm America, Inc., Piscataway, NJ); poly(2-hydroxyethyl-methacrylate); polylactides; copolymers of L-glutamic acid and ethyl-L-glutamate; degradable lactic acid-glycolic acid copolymers; poly-D-(-)-3-hydroxybutyric acid; and other acrylic acid derivatives, such as homopolymers and copolymers of butylmethacrylate, methylmethacrylate, ethylmethacrylate, ethylacrylate, (2-dimethylaminoethyl)methacrylate, and (trimethylaminoethyl)methacrylate chloride.

[00210] In further embodiments, the pharmaceutical compositions are formulated with a non-erodible matrix device. The active ingredient(s) is dissolved or dispersed in an inert matrix and is released primarily by diffusion through the inert matrix once administered. Materials suitable for use as a non-erodible matrix device included, but are not limited to, insoluble plastics, such as polyethylene, polypropylene, polyisoprene, polyisobutylene, polybutadiene, polymethylmethacrylate, polybutylmethacrylate, chlorinated polyethylene, polyvinylchloride, methyl acrylate-methyl methacrylate copolymers, ethylene-vinyl acetate copolymers, ethylene/propylene copolymers, ethylene/ethyl acrylate copolymers, vinyl chloride copolymers with vinyl acetate, vinylidene chloride, ethylene and propylene, ionomer polyethylene terephthalate, butyl rubber epichlorohydrin rubbers, ethylene/vinyl alcohol copolymer, ethylene/vinyl acetate/vinyl alcohol terpolymer, and ethylene/vinylalcohol copolymer, polyvinyl chloride, plasticized nylon, plasticized polyethylene terephthalate, natural rubber, silicone rubbers, polydimethylsiloxanes, silicone carbonate copolymers, and ; hydrophilic polymers, such as ethyl cellulose, cellulose acetate, crospovidone, and cross-linked partially hydrolyzed polyvinyl acetate,; and fatty compounds, such as carnauba wax, microcrystalline wax, and triglycerides.

[00211] In a matrix controlled release system, the desired release kinetics can be

controlled, for example, via the polymer type employed, the polymer viscosity, the particle sizes of the polymer and/or the active ingredient(s), the ratio of the active ingredient(s) versus the polymer, and other excipients or carriers in the compositions.

[00212] The pharmaceutical compositions provided herein in a modified release dosage form may be prepared by methods known to those skilled in the art, including direct compression, dry or wet granulation followed by compression, melt-granulation followed by compression.

2. Osmotic Controlled Release Devices

[00213] The pharmaceutical compositions provided herein in a modified release dosage form may be fabricated using an osmotic controlled release device, including one-chamber system, two-chamber system, asymmetric membrane technology (AMT), and extruding core system (ECS). In general, such devices have at least two components: (a) the core which contains the active ingredient(s); and (b) a semipermeable membrane with at least one delivery port, which encapsulates the core. The semipermeable membrane controls the influx of water to the core from an aqueous environment of use so as to cause drug release by extrusion through the delivery port(s).

[00214] In addition to the active ingredient(s), the core of the osmotic device optionally includes an osmotic agent, which creates a driving force for transport of water from the environment of use into the core of the device. One class of osmotic agents water-swallowable hydrophilic polymers, which are also referred to as "osmopolymers" and "hydrogels," including, but not limited to, hydrophilic vinyl and acrylic polymers, polysaccharides such as calcium alginate, polyethylene oxide (PEO), polyethylene glycol (PEG), polypropylene glycol (PPG), poly(2-hydroxyethyl methacrylate), poly(acrylic) acid, poly(methacrylic) acid, polyvinylpyrrolidone (PVP), crosslinked PVP, polyvinyl alcohol (PVA), PVA/PVP copolymers, PVA/PVP copolymers with hydrophobic monomers such as methyl methacrylate and vinyl acetate, hydrophilic polyurethanes containing large PEO blocks, sodium croscarmellose, carrageenan, hydroxyethyl cellulose (HEC), hydroxypropyl cellulose (HPC), hydroxypropyl methyl cellulose (HPMC), carboxymethyl cellulose (CMC) and carboxyethyl cellulose (CEC), sodium alginate, polycarbophil, gelatin, xanthan gum, and sodium starch glycolate.

[00215] The other class of osmotic agents is osmogens, which are capable of imbibing

water to affect an osmotic pressure gradient across the barrier of the surrounding coating. Suitable osmogens include, but are not limited to, inorganic salts, such as magnesium sulfate, magnesium chloride, calcium chloride, sodium chloride, lithium chloride, potassium sulfate, potassium phosphates, sodium carbonate, sodium sulfite, lithium sulfate, potassium chloride, and sodium sulfate; sugars, such as dextrose, fructose, glucose, inositol, lactose, maltose, mannitol, raffinose, sorbitol, sucrose, trehalose, and xylitol; organic acids, such as ascorbic acid, benzoic acid, fumaric acid, citric acid, maleic acid, sebacic acid, sorbic acid, adipic acid, edetic acid, glutamic acid, p-toluenesulfonic acid, succinic acid, and tartaric acid; urea; and mixtures thereof.

[00216] Osmotic agents of different dissolution rates may be employed to influence how rapidly the active ingredient(s) is initially delivered from the dosage form. For example, amorphous sugars, such as MANNOGEM™ EZ (SPI Pharma, Lewes, DE) can be used to provide faster delivery during the first couple of hours to promptly produce the desired therapeutic effect, and gradually and continually release of the remaining amount to maintain the desired level of therapeutic or prophylactic effect over an extended period of time. In this case, the active ingredient(s) is released at such a rate to replace the amount of the active ingredient metabolized and excreted.

[00217] The core may also include a wide variety of other excipients and carriers as described herein to enhance the performance of the dosage form or to promote stability or processing.

[00218] Materials useful in forming the semipermeable membrane include various grades of acrylics, vinyls, ethers, polyamides, polyesters, and cellulosic derivatives that are water-permeable and water-insoluble at physiologically relevant pHs, or are susceptible to being rendered water-insoluble by chemical alteration, such as crosslinking. Examples of suitable polymers useful in forming the coating, include plasticized, unplasticized, and reinforced cellulose acetate (CA), cellulose diacetate, cellulose triacetate, CA propionate, cellulose nitrate, cellulose acetate butyrate (CAB), CA ethyl carbamate, CAP, CA methyl carbamate, CA succinate, cellulose acetate trimellitate (CAT), CA dimethylaminoacetate, CA ethyl carbonate, CA chloroacetate, CA ethyl oxalate, CA methyl sulfonate, CA butyl sulfonate, CA p-toluene sulfonate, agar acetate, amylose triacetate, beta glucan acetate, beta glucan triacetate, acetaldehyde dimethyl acetate, triacetate of locust bean gum, hydroxylated ethylene-vinylacetate, EC, PEG, PPG, PEG/PPG copolymers, PVP, HEC, HPC, CMC,

CMEC, HPMC, HPMCP, HPMCAS, HPMCAT, poly(acrylic) acids and esters and poly-(methacrylic) acids and esters and copolymers thereof, starch, dextran, dextrin, chitosan, collagen, gelatin, polyalkenes, polyethers, polysulfones, polyethersulfones, polystyrenes, polyvinyl halides, polyvinyl esters and ethers, natural waxes, and synthetic waxes.

[00219] Semipermeable membrane may also be a hydrophobic microporous membrane, wherein the pores are substantially filled with a gas and are not wetted by the aqueous medium but are permeable to water vapor, as disclosed in U.S. Pat. No. 5,798,119. Such hydrophobic but water-vapor permeable membrane are typically composed of hydrophobic polymers such as polyalkenes, polyethylene, polypropylene, polytetrafluoroethylene, polyacrylic acid derivatives, polyethers, polysulfones, polyethersulfones, polystyrenes, polyvinyl halides, polyvinylidene fluoride, polyvinyl esters and ethers, natural waxes, and synthetic waxes.

[00220] The delivery port(s) on the semipermeable membrane may be formed post-coating by mechanical or laser drilling. Delivery port(s) may also be formed in situ by erosion of a plug of water-soluble material or by rupture of a thinner portion of the membrane over an indentation in the core. In addition, delivery ports may be formed during coating process, as in the case of asymmetric membrane coatings of the type disclosed in U.S. Pat. Nos. 5,612,059 and 5,698,220.

[00221] The total amount of the active ingredient(s) released and the release rate can substantially be modulated via the thickness and porosity of the semipermeable membrane, the composition of the core, and the number, size, and position of the delivery ports.

[00222] The pharmaceutical compositions in an osmotic controlled-release dosage form may further comprise additional conventional excipients or carriers as described herein to promote performance or processing of the formulation.

[00223] The osmotic controlled-release dosage forms can be prepared according to conventional methods and techniques known to those skilled in the art (*see, Remington: The Science and Practice of Pharmacy*, supra; Santus and Baker, *J. Controlled Release* **1995**, 35, 1-21; Verma et al., *Drug Development and Industrial Pharmacy* **2000**, 26, 695-708; Verma et al., *J. Controlled Release* **2002**, 79, 7-27).

[00224] In certain embodiments, the pharmaceutical compositions provided herein are

formulated as AMT controlled-release dosage form, which comprises an asymmetric osmotic membrane that coats a core comprising the active ingredient(s) and other pharmaceutically acceptable excipients or carriers. *See*, U.S. Pat. No. 5,612,059 and WO 2002/17918. The AMT controlled-release dosage forms can be prepared according to conventional methods and techniques known to those skilled in the art, including direct compression, dry granulation, wet granulation, and a dip-coating method.

[00225] In certain embodiments, the pharmaceutical compositions provided herein are formulated as ESC controlled-release dosage form, which comprises an osmotic membrane that coats a core comprising the active ingredient(s), a hydroxyethyl cellulose, and other pharmaceutically acceptable excipients or carriers.

3. Multiparticulate Controlled Release Devices

[00226] The pharmaceutical compositions provided herein in a modified release dosage form may be fabricated a multiparticulate controlled release device, which comprises a multiplicity of particles, granules, or pellets, ranging from about 10 μm to about 3 mm, about 50 μm to about 2.5 mm, or from about 100 μm to about 1 mm in diameter. Such multiparticulates may be made by the processes know to those skilled in the art, including wet-and dry-granulation, extrusion/spheronization, roller-compaction, melt-congealing, and by spray-coating seed cores. *See*, for example, *Multiparticulate Oral Drug Delivery*; Marcel Dekker: 1994; and *Pharmaceutical Pelletization Technology*; Marcel Dekker: 1989.

[00227] Other excipients or carriers as described herein may be blended with the pharmaceutical compositions to aid in processing and forming the multiparticulates. The resulting particles may themselves constitute the multiparticulate device or may be coated by various film-forming materials, such as enteric polymers, water-swellaable, and water-soluble polymers. The multiparticulates can be further processed as a capsule or a tablet.

4. Targeted Delivery

[00228] The pharmaceutical compositions provided herein may also be formulated to be targeted to a particular tissue, receptor, or other area of the body of the subject to be treated, including liposome-, resealed erythrocyte-, and antibody-based delivery systems. Examples include, but are not limited to, U.S. Pat. Nos. 6,316,652; 6,274,552; 6,271,359; 6,253,872; 6,139,865; 6,131,570; 6,120,751; 6,071,495; 6,060,082; 6,048,736; 6,039,975;

6,004,534; 5,985,307; 5,972,366; 5,900,252; 5,840,674; 5,759,542; and 5,709,874.

Methods of Use

[00229] Provided herein are methods for treating or preventing a hepatitis C viral infection in a subject, which comprises administering to a subject a therapeutically effective amount of a compound provided herein, including a single enantiomer, a racemic mixture, or a mixture of diastereomers thereof; or a pharmaceutically acceptable salt, solvate, or prodrug thereof. In one embodiment, the subject is a mammal. In another embodiment, the subject is a human.

[00230] Additionally, provided herein is a method for inhibiting replication of a virus in a host, which comprises contacting the host with a therapeutically effective amount of the compound of Formula I, including a single enantiomer, a racemic mixture, or a mixture of diastereomers thereof; or a pharmaceutically acceptable salt, solvate, or prodrug thereof. In one embodiment, the host is a cell. In another embodiment, the host is a human cell. In yet another embodiment, the host is a mammal. In still another embodiment, the host is human.

[00231] In certain embodiments, administration of a therapeutically effective amount of a compound provided herein, including a single enantiomer, a racemic mixture, or a mixture of diastereomers thereof; or a pharmaceutically acceptable salt, solvate, or prodrug thereof, results in a 10%, 20%, 30%, 40%, 50%, 60%, 70%, 80%, 90%, 95%, 99% or more reduction in the replication of the virus relative to a subject without administration of the compound, as determined at 1 day, 2 days, 3 days, 4 days, 5 days, 10 days, 15 days, or 30 days after the administration by a method known in the art, e.g., determination of viral titer.

[00232] In certain embodiments, administration of a therapeutically effective amount of a compound provided herein, including a single enantiomer, a racemic mixture, or a mixture of diastereomers thereof; or a pharmaceutically acceptable salt, solvate, or prodrug thereof, results in a 1, 2, 3, 4, 5, 10, 15, 20, 25, 50, 75, 100-fold or more reduction in the replication of the virus relative to a subject without administration of the compound, as determined at 1 day, 2 days, 3 days, 4 days, 5 days, 10 days, 15 days, or 30 days after the administration by a method known in the art.

[00233] In certain embodiments, administration of a therapeutically effective amount of a compound provided herein, including a single enantiomer, a racemic mixture, or a

mixture of diastereomers thereof; or a pharmaceutically acceptable salt, solvate, or prodrug thereof, results in a 10%, 20%, 30%, 40%, 50%, 60%, 70%, 80%, 90%, 95%, 99% or more reduction in the viral titer relative to a subject without administration of the compound, as determined at 1 day, 2 days, 3 days, 4 days, 5 days, 10 days, 15 days, or 30 days after the administration by a method known in the art.

[00234] In certain embodiments, administration of a therapeutically effective amount of a compound provided herein, including a single enantiomer, a racemic mixture, or a mixture of diastereomers thereof; or a pharmaceutically acceptable salt, solvate, or prodrug thereof, results in a 1, 2, 3, 4, 5, 10, 15, 20, 25, 50, 75, 100 or more fold reduction in the viral titer relative to a subject without administration of the compound, as determined at 1 day, 2 days, 3 days, 4 days, 5 days, 10 days, 15 days, or 30 days after the administration by a method known in the art.

[00235] Further provided herein is a method for inhibiting the replication of an HCV virus, which comprises contacting the virus with a therapeutically effective amount of a compound provided herein, including a single enantiomer, a racemic mixture, or a mixture of diastereomers thereof; or a pharmaceutically acceptable salt, solvate, or prodrug thereof.

[00236] In certain embodiments, the contacting of the virus with a therapeutically effective amount of a compound provided herein, including a single enantiomer, a racemic mixture, or a mixture of diastereomers thereof; or a pharmaceutically acceptable salt, solvate, or prodrug thereof, results in a 10%, 20%, 30%, 40%, 50%, 60%, 70%, 80%, 90%, 95%, 99% or more reduction in the virus titer relative to the virus without such contact, as determined at 1 day, 2 days, 3 days, 4 days, 5 days, 10 days, 15 days, or 30 days after the initial contact, by a method known in the art.

[00237] In certain embodiments, the contacting of the virus with a therapeutically effective amount of a compound provided herein, including a single enantiomer, a racemic mixture, or a mixture of diastereomers thereof; or a pharmaceutically acceptable salt, solvate, or prodrug thereof, results in a 1, 2, 3, 4, 5, 10, 15, 20, 25, 50, 75, 100 or more fold reduction in the viral titer relative to the virus without such contact, as determined at 1 day, 2 days, 3 days, 4 days, 5 days, 10 days, 15 days, or 30 days after the initial contact, by a method known in the art.

[00238] Also provided herein is a method for treating, preventing, or ameliorating one

or more symptoms of a liver disease or disorder associated with an HCV infection, comprising administering to a subject a therapeutically effective amount of the compound provided herein, including a single enantiomer, a racemic mixture, or a mixture of diastereomers thereof; or a pharmaceutically acceptable salt, solvate, or prodrug thereof. Non-limiting examples of diseases associated with HCV infection include chronic hepatitis, cirrhosis, hepatocarcinoma, or extra hepatic manifestation.

[00239] Provided herein is a method for inhibiting the activity of a serine protease, which comprises contacting the serine protease with an effective amount of a compound provided herein, including a single enantiomer, a racemic mixture, or a mixture of diastereomers thereof; or a pharmaceutically acceptable salt, solvate, or prodrug thereof. In one embodiment, the serine protease is hepatitis C NS3 protease.

[00240] Depending on the condition, disorder, or disease, to be treated and the subject's condition, a compound provided herein may be administered by oral, parenteral (e.g., intramuscular, intraperitoneal, intravenous, ICV, intracisternal injection or infusion, subcutaneous injection, or implant), inhalation, nasal, vaginal, rectal, sublingual, or topical (e.g., transdermal or local) routes of administration, and may be formulated, alone or together, in suitable dosage unit with pharmaceutically acceptable carriers, adjuvants and vehicles appropriate for each route of administration.

[00241] The dose may be in the form of one, two, three, four, five, six, or more sub-doses that are administered at appropriate intervals per day. The dose or sub-doses can be administered in the form of dosage units containing from about 0.1 to about 1000 milligram, from about 0.1 to about 500 milligrams, or from 0.5 about to about 100 milligram active ingredient(s) per dosage unit, and if the condition of the patient requires, the dose can, by way of alternative, be administered as a continuous infusion.

[00242] In certain embodiments, an appropriate dosage level is about 0.01 to about 100 mg per kg patient body weight per day (mg/kg per day), about 0.01 to about 50 mg/kg per day, about 0.01 to about 25 mg/kg per day, or about 0.05 to about 10 mg/kg per day, which may be administered in single or multiple doses. A suitable dosage level may be about 0.01 to about 100 mg/kg per day, about 0.05 to about 50 mg/kg per day, or about 0.1 to about 10 mg/kg per day. Within this range the dosage may be about 0.01 to about 0.1, about 0.1 to about 1.0, about 1.0 to about 10, or about 10 to about 50 mg/kg per day.

Combination Therapy

[00243] The compounds provided herein may also be combined or used in combination with other therapeutic agents useful in the treatment and/or prevention of an HCV infection.

[00244] As used herein, the term “in combination” includes the use of more than one therapy (e.g., one or more prophylactic and/or therapeutic agents). However, the use of the term “in combination” does not restrict the order in which therapies (e.g., prophylactic and/or therapeutic agents) are administered to a subject with a disease or disorder. A first therapy (e.g., a prophylactic or therapeutic agent such as a compound provided herein) can be administered prior to (e.g., 5 minutes, 15 minutes, 30 minutes, 45 minutes, 1 hour, 2 hours, 4 hours, 6 hours, 12 hours, 24 hours, 48 hours, 72 hours, 96 hours, 1 week, 2 weeks, 3 weeks, 4 weeks, 5 weeks, 6 weeks, 8 weeks, or 12 weeks before), concomitantly with, or subsequent to (e.g., 5 minutes, 15 minutes, 30 minutes, 45 minutes, 1 hour, 2 hours, 4 hours, 6 hours, 12 hours, 24 hours, 48 hours, 72 hours, 96 hours, 1 week, 2 weeks, 3 weeks, 4 weeks, 5 weeks, 6 weeks, 8 weeks, or 12 weeks after) the administration of a second therapy (e.g., a prophylactic or therapeutic agent) to the subject. Triple therapy is also contemplated herein.

[00245] As used herein, the term “synergistic” includes a combination of a compound provided herein and another therapy (e.g., a prophylactic or therapeutic agent) which has been or is currently being used to treat, prevent, or manage a disease or disorder, which is more effective than the additive effects of the therapies. A synergistic effect of a combination of therapies (e.g., a combination of prophylactic or therapeutic agents) permits the use of lower dosages of one or more of the therapies and/or less frequent administration of said therapies to a subject with a disorder. The ability to utilize lower dosages of a therapy (e.g., a prophylactic or therapeutic agent) and/or to administer said therapy less frequently reduces the toxicity associated with the administration of said therapy to a subject without reducing the efficacy of said therapy in the prevention or treatment of a disorder). In addition, a synergistic effect can result in improved efficacy of agents in the prevention or treatment of a disorder. Finally, a synergistic effect of a combination of therapies (e.g., a combination of prophylactic or therapeutic agents) may avoid or reduce adverse or unwanted side effects associated with the use of either therapy alone.

[00246] The compound provided herein can be administered in combination or

alternation with another therapeutic agent, such as an anti-HCV agent. In combination therapy, effective dosages of two or more agents are administered together, whereas in alternation or sequential-step therapy, an effective dosage of each agent is administered serially or sequentially. The dosages given will depend on absorption, inactivation and excretion rates of the drug as well as other factors known to those of skill in the art. It is to be noted that dosage values will also vary with the severity of the condition to be alleviated. It is to be further understood that for any particular subject, specific dosage regimens and schedules should be adjusted over time according to the individual need and the professional judgment of the person administering or supervising the administration of the compositions.

[00247] It has been recognized that drug-resistant variants of HCV can emerge after prolonged treatment with an antiviral agent. Drug resistance most typically occurs due to the mutation of a gene that encodes for an enzyme used in viral replication. The efficacy of a drug against the viral infection can be prolonged, augmented, or restored by administering the compound in combination or alternation with a second, and perhaps third, antiviral compound that induces a different mutation from that caused by the principle drug. Alternatively, the pharmacokinetics, biodistribution or other parameters of the drug can be altered by such combination or alternation therapy. In general, combination therapy is typically preferred over alternation therapy because it induces multiple simultaneous stresses on the virus.

[00248] In certain embodiments, the compound provided herein is combined with one or more agents selected from the group consisting of an interferon, ribavirin, amantadine, an interleukin, a NS3 protease inhibitor, a cysteine protease inhibitor, a phenanthrenequinone, a thiazolidine, a benzanilide, a helicase inhibitor, a polymerase inhibitor, a nucleotide analogue, a gliotoxin, a cerulenin, an antisense phosphorothioate oligodeoxynucleotide, an inhibitor of IRES-dependent translation, and a ribozyme.

[00249] In certain embodiments, the compound provided herein is combined with a HCV protease inhibitor, including, but not limited to, Medivir HCV protease inhibitor (Medivir/Tibotec); ITMN-191 (InterMune), SCH 503034 (Schering), VX950 (Vertex); substrate-based NS3 protease inhibitors as disclosed in WO 98/22496; Attwood et al., *Antiviral Chemistry and Chemotherapy* **1999**, 10, 259-273; DE 19914474; WO 98/17679; WO 99/07734; non-substrate-based NS3 protease inhibitors, such as 2,4,6-trihydroxy-3-nitro-benzamide derivatives (Sudo et al., *Biochem. Biophys. Res. Commun.* **1997**, 238, 643-647), RD3-4082, RD3-4078, SCH 68631, and a phenanthrenequinone (Chu et al., *Tetrahedron*

Letters **1996**, 37, 7229-7232); SCH 351633 (Chu et al., *Bioorganic and Medicinal Chemistry Letters* **1999**, 9, 1949-1952); Eglin c, a potent serine protease inhibitor (Qasim et al., *Biochemistry* **1997**, 36, 1598-1607).

[00250] Other suitable protease inhibitors for the treatment of HCV include those disclosed in, for example, U.S. Pat. No. 6,004,933, which discloses a class of cysteine protease inhibitors of HCV endopeptidase 2.

[00251] Additional hepatitis C virus NS3 protease inhibitors include those disclosed in, for example, Llinàs-Brunet et al., *Bioorg. Med. Chem. Lett.* **1998**, 8, 1713-1718; Steinkühler et al., *Biochemistry* **1998**, 37, 8899-8905; U.S. Pat. Nos.: 5,538,865; 5,990,276; 6,143,715; 6,265,380; 6,323,180; 6,329,379; 6,410,531; 6,420,380; 6,534,523; 6,608,027; 6,642,204; 6,653,295; 6,727,366; 6,838,475; 6,846,802; 6,867,185; 6,869,964; 6,872,805; 6,878,722; 6,908,901; 6,911,428; 6,995,174; 7,012,066; 7,041,698; 7,091,184; 7,169,760; 7,176,208; 7,208,600; U.S. Pat. App. Pub. Nos.: 2002/0016294, 2002/0016442; 2002/0032175; 2002/0037998; 2004/0229777; 2005/0090450; 2005/0153877; 2005/176648; 2006/0046956; 2007/0021330; 2007/0021351; 2007/0049536; 2007/0054842; 2007/0060510; 2007/0060565; 2007/0072809; 2007/0078081; 2007/0078122; 2007/0093414; 2007/0093430; 2007/0099825; 2007/0099929; 2007/0105781; WO 98/17679; WO 98/22496; WO 99/07734; WO 00/09543; WO 00/59929; WO 02/08187; WO 02/08251; WO 02/08256; WO 02/08198; WO 02/48116; WO 02/48157; WO 02/48172; WO 02/60926; WO 03/53349; WO 03/64416; WO 03/64455; WO 03/64456; WO 03/66103; WO 03/99274; WO 03/99316; WO 2004/032827; WO 2004/043339; WO 2005/037214; WO 2005/037860; WO 2006/000085; WO 2006/119061; WO 2006/122188; WO 2007/001406; WO 2007/014925; WO 2007/014926; WO 2007/015824, and WO 2007/056120.

[00252] Other protease inhibitors include thiazolidine derivatives, such as RD-1-6250, RD4 6205, and RD4 6193, which show relevant inhibition in a reverse-phase HPLC assay with an NS3/4A fusion protein and NS5A/5B substrate (Sudo et al., *Antiviral Research* **1996**, 32, 9-18); thiazolidines and benzanilides identified in Kakiuchi et al., *FEBS Lett.* **1998**, 421, 217-220; Takeshita et al., *Analytical Biochemistry* **1997**, 247, 242-246.

[00253] Suitable helicase inhibitors include, but are not limited to, those disclosed in U.S. Pat. No. 5,633,358; and WO 97/36554.

[00254] Suitable nucleotide polymerase inhibitors include, but are not limited to,

gliotoxin (Ferrari et al., *Journal of Virology* **1999**, 73, 1649-1654), and the natural product cerulenin (Lohmann et al., *Virology* **1998**, 249, 108-118).

[00255] Suitable interfering RNA (iRNA) based antivirals include, but are not limited to, short interfering RNA (siRNA) based antivirals, such as Sirna-034 and those described in WO/03/070750, WO 2005/012525, and U.S. Pat. Pub. No. 2004/0209831.

[00256] Suitable antisense phosphorothioate oligodeoxynucleotides (S-ODN) complementary to sequence stretches in the 5' non-coding region (NCR) of HCV virus include, but are not limited to those described in Alt et al., *Hepatology* **1995**, 22, 707-717, and nucleotides 326-348 comprising the 3' end of the NCR and nucleotides 371-388 located in the core coding region of HCV RNA (Alt et al., *Archives of Virology* **1997**, 142, 589-599; Galderisi et al., *Journal of Cellular Physiology* **1999**, 181, 251-257);

[00257] Suitable inhibitors of IRES-dependent translation include, but are not limited to, those described in Japanese Pat. Pub. Nos.: JP 08268890 and JP 10101591.

[00258] Suitable ribozymes include those disclosed in, for example, U.S. Pat. Nos. 6,043,077; 5,869,253 and 5,610,054.

[00259] Suitable nucleoside analogs include, but are not limited to, the compounds described in U.S. Pat. Nos.: 6,660,721; 6,777,395; 6,784,166; 6,846,810; 6,927,291; 7,094,770; 7,105,499; 7,125,855; and 7,202,224; U.S. Pat. Pub. Nos. 2004/0121980; 2005/0009737; 2005/0038240; and 2006/0040890; WO 99/43691; WO 01/32153; WO 01/60315; WO 01/79246; WO 01/90121, WO 01/92282, WO 02/18404; WO 02/32920, WO 02/48165, WO 02/057425; WO 02/057287; WO 2004/002422, WO 2004/002999, and WO 2004/003000.

[00260] Other miscellaneous compounds that can be used as second agents include, for example, 1-amino-alkylcyclohexanes (U.S. Pat. No. 6,034,134), alkyl lipids (U.S. Pat. No. 5,922,757), vitamin E and other antioxidants (U.S. Pat. No. 5,922,757), squalene, amantadine, bile acids (U.S. Pat. No. 5,846,964), N-(phosphonacetyl)-L-aspartic acid (U.S. Pat. No. 5,830,905), benzenedicarboxamides (U.S. Pat. No. 5,633,388), polyadenylic acid derivatives (U.S. Pat. No. 5,496,546), 2',3'-dideoxyinosine (U.S. Pat. No. 5,026,687), benzimidazoles (U.S. Pat. No. 5,891,874), plant extracts (U.S. Pat. Nos. 5,725,859; 5,837,257; and 6,056,961), and piperidines (U.S. Pat. No. 5,830,905).

[00261] In certain embodiments, one or more compounds provided herein are administered in combination or alternation with an anti-hepatitis C virus interferon, including, but not limited to, INTRON[®] A (interferon alfa-2b) and PEGASYS[®] (Peginterferon alfa-2a); ROFERON[®] A (recombinant interferon alfa-2a), INFERGEN[®] (interferon alfacon-1), and PEG-INTRON[®] (pegylated interferon alfa-2b). In one embodiment, the anti-hepatitis C virus interferon is INFERGEN[®], IL-29 (PEG-Interferon lambda), R7025 (Maxy-alpha), BELEROFON[®], oral interferon alpha, BLX-883 (LOCTERON[®]), omega interferon, MULTIFERON[®], medusa interferon, ALBUFERON[®], or REBIF[®].

[00262] In certain embodiments, one or more compounds provided herein are administered in combination or alternation with an anti-hepatitis C virus polymerase inhibitor, such as ribavirin, viramidine, NM 283 (valopicitabine), PSI-6130, R1626, HCV-796, or R7128.

[00263] In certain embodiments, the one or more compounds provided herein are administered in combination with ribavirin and an anti-hepatitis C virus interferon, such as INTRON[®] A (interferon alfa-2b), PEGASYS[®] (Peginterferon alfa-2a), ROFERON[®] A (recombinant interferon alfa-2a), INFERGEN[®] (interferon alfacon-1), and PEG-INTRON[®] (pegylated interferon alfa-2b),

[00264] In certain embodiments, one or more compounds provided herein are administered in combination or alternation with an anti-hepatitis C virus protease inhibitor, such as ITMN-191, SCH 503034, VX950 (telaprevir), or Medivir HCV protease inhibitor.

[00265] In certain embodiments, one or more compounds provided herein are administered in combination or alternation with an anti-hepatitis C virus vaccine, including, but not limited to, TG4040, PEVIPRO[™], CGI-5005, HCV/MF59, GV1001, IC41, and INNO0101 (E1).

[00266] In certain embodiments, one or more compounds provided herein are administered in combination or alternation with an anti-hepatitis C virus monoclonal antibody, such as AB68 or XTL-6865 (formerly HepX-C); or an anti-hepatitis C virus polyclonal antibody, such as cicavir.

[00267] In certain embodiments, one or more compounds provided herein are

administered in combination or alternation with an anti-hepatitis C virus immunomodulator, such as ZADAXIN[®] (thymalfasin), NOV-205, or oglufanide.

[00268] In certain embodiments, one or more compounds provided herein are administered in combination or alternation with NEXAVAR[®], doxorubicin, PI-88, amantadine, JBK-122, VGX-410C, MX-3253 (celgosivir), SUVUS[®] (BIVN-401 or virostat), PF-03491390 (formerly IDN-6556), G126270, UT-231B, DEBIO-025, EMZ702, ACH-0137171, MitoQ, ANA975, AVI-4065, bavituximab (tarvacin), ALINIA[®] (nitrazoxanide) or PYN17.

[00269] In certain embodiments, the compounds provided herein can be combined with one or more steroidal drugs known in the art, including, but not limited to the group including, aldosterone, beclometasone, betamethasone, deoxycorticosterone acetate, fludrocortisone, hydrocortisone (cortisol), prednisolone, prednisone, methylprednisolone, dexamethasone, and triamcinolone.

[00270] In certain embodiments, the compounds provided herein can be combined with one or more antibacterial agents known in the art, including, but not limited to the group including amikacin, amoxicillin, ampicillin, arspenamine, azithromycin, aztreonam, azlocillin, bacitracin, carbenicillin, cefaclor, cefadroxil, cefamandole, cefazolin, cephalixin, cefdinir, cefditoren, cefepime, cefixime, cefoperazone, cefotaxime, cefoxitin, cefpodoxime, cefprozil, ceftazidime, ceftibuten, ceftizoxime, ceftriaxone, cefuroxime, chloramphenicol, cilastin, ciprofloxacin, clarithromycin, clindamycin, cloxacillin, colistin, dalfopristin, demeclocycline, dicloxacillin, dirithromycin, doxycycline, erythromycin, enrofloxacin, ertapenem, ethambutol, flucloxacillin, fosfomycin, furazolidone, gatifloxacin, geldanamycin, gentamicin, herbimycin, imipenem, isoniazid, kanamycin, levofloxacin, linezolid, lomefloxacin, loracarbef, mafenide, moxifloxacin, meropenem, metronidazole, mezlocillin, minocycline, mupirocin, nafcillin, neomycin, netilmicin, nitrofurantoin, norfloxacin, ofloxacin, oxytetracycline, penicillin, piperacillin, platensimycin, polymyxin B, prontosil, pyrazinamide, quinupristine, rifampin, roxithromycin, spectinomycin, streptomycin, sulfacetamide, sulfamethizole, sulfamethoxazole, teicoplanin, telithromycin, tetracycline, ticarcillin, tobramycin, trimethoprim, troleandomycin, trovafloxacin, and vancomycin.

[00271] In certain embodiments, the compounds provided herein can be combined with one or more antifungal agents known in the art, including, but not limited to the group

including amorolfine, amphotericin B, anidulafungin, bifonazole, butenafine, butoconazole, caspofungin, ciclopirox, clotrimazole, econazole, fenticonazole, filipin, fluconazole, isoconazole, itraconazole, ketoconazole, micafungin, miconazole, naftifine, natamycin, nystatin, oxyconazole, ravuconazole, posaconazole, rimocidin, sertaconazole, sulconazole, terbinafine, terconazole, tioconazole, and voriconazole.

[00272] In certain embodiments, the compounds provided herein can be combined with one or more anticoagulants known in the art, including, but not limited to the group including acenocoumarol, argatroban, bivalirudin, lepirudin, fondaparinux, heparin, phenindione, warfarin, and ximelagatran.

[00273] In certain embodiments, the compounds provided herein can be combined with one or more thrombolytics known in the art, including, but not limited to the group including anistreplase, reteplase, t-PA (alteplase activase), streptokinase, tenecteplase, and urokinase.

[00274] In certain embodiments, the compounds provided herein can be combined with one or more non-steroidal anti-inflammatory agents known in the art, including, but not limited to, aceclofenac, acetaminophen, amoxicillin, aspirin, azapropazone, benorilate, bromfenac, carprofen, celecoxib, choline magnesium salicylate, diclofenac, diflunisal, etodolac, etoricoxib, fentanyl, fenbutenol, fenpropfen, flurbiprofen, ibuprofen, indometacin, ketoprofen, ketorolac, lornoxicam, loxoprofen, lumiracoxib, meclofenamic acid, mefenamic acid, meloxicam, metamizole, methyl salicylate, magnesium salicylate, nabumetone, naproxen, nimesulide, oxyphenbutazone, parecoxib, phenylbutazone, piroxicam, salicyl salicylate, sulindac, sulfinpyrazone, suprofen, tenoxicam, tiaprofenic acid, and tolmetin.

[00275] In certain embodiments, the compounds provided herein can be combined with one or more antiplatelet agents known in the art, including, but not limited to, abciximab, cilostazol, clopidogrel, dipyridamole, ticlopidine, and tirofiban.

[00276] The compounds provided herein can also be administered in combination with other classes of compounds, including, but not limited to, endothelin converting enzyme (ECE) inhibitors, such as phosphoramidon; thromboxane receptor antagonists, such as ifetroban; potassium channel openers; thrombin inhibitors, such as hirudin; growth factor inhibitors, such as modulators of PDGF activity; platelet activating factor (PAF) antagonists; anti-platelet agents, such as GPIIb/IIIa blockers (e.g., abciximab, eptifibatide, and tirofiban),

P2Y(AC) antagonists (e.g., clopidogrel, ticlopidine and CS-747), and aspirin; anticoagulants, such as warfarin; low molecular weight heparins, such as enoxaparin; Factor VIIa Inhibitors and Factor Xa Inhibitors; renin inhibitors; neutral endopeptidase (NEP) inhibitors; vasopeptidase inhibitors (dual NEP-ACE inhibitors), such as omapatrilat and gemopatrilat; HMG CoA reductase inhibitors, such as pravastatin, lovastatin, atorvastatin, simvastatin, NK-104 (a.k.a. itavastatin, nisvastatin, or nisbastatin), and ZD-4522 (also known as rosuvastatin, atavastatin, or visastatin); squalene synthetase inhibitors; fibrates; bile acid sequestrants, such as questran; niacin; anti-atherosclerotic agents, such as ACAT inhibitors; MTP Inhibitors; calcium channel blockers, such as amlodipine besylate; potassium channel activators; alpha-adrenergic agents; beta-adrenergic agents, such as carvedilol and metoprolol; antiarrhythmic agents; diuretics, such as chlorothiazide, hydrochlorothiazide, flumethiazide, hydroflumethiazide, bendroflumethiazide, methylchlorothiazide, trichloromethiazide, polythiazide, benzothiazide, ethacrynic acid, ticrynafen, chlorthalidone, furosenide, muzolimine, bumetanide, triamterene, amiloride, and spironolactone; thrombolytic agents, such as tissue plasminogen activator (tPA), recombinant tPA, streptokinase, urokinase, prourokinase, and anisoylated plasminogen streptokinase activator complex (APSAC); anti-diabetic agents, such as biguanides (e.g., metformin), glucosidase inhibitors (e.g., acarbose), insulins, meglitinides (e.g., repaglinide), sulfonylureas (e.g., glimepiride, glyburide, and glipizide), thiozolidinediones (e.g., troglitazone, rosiglitazone, and pioglitazone), and PPAR-gamma agonists; mineralocorticoid receptor antagonists, such as spironolactone and eplerenone; growth hormone secretagogues; aP2 inhibitors; phosphodiesterase inhibitors, such as PDE III inhibitors (e.g., cilostazol) and PDE V inhibitors (e.g., sildenafil, tadalafil, and vardenafil); protein tyrosine kinase inhibitors; antiinflammatories; antiproliferatives, such as methotrexate, FK506 (tacrolimus), mycophenolate mofetil; chemotherapeutic agents; immunosuppressants; anticancer agents and cytotoxic agents (e.g., alkylating agents, such as nitrogen mustards, alkyl sulfonates, nitrosoureas, ethylenimines, and triazenes); antimetabolites, such as folate antagonists, purine analogues, and pyrimidine analogues; antibiotics, such as anthracyclines, bleomycins, mitomycin, dactinomycin, and plicamycin; enzymes, such as L-asparaginase; farnesyl-protein transferase inhibitors; hormonal agents, such as glucocorticoids (e.g., cortisone), estrogens/antiestrogens, androgens/antiandrogens, progestins, and luteinizing hormone-releasing hormone antagonists, and octreotide acetate; microtubule-disruptor agents, such as ecteinascidins; microtubule-stabilizing agents, such as paclitaxel, docetaxel, and epothilones A-F; plant-derived products, such as vinca alkaloids, epipodophyllotoxins, and taxanes; and topoisomerase inhibitors; prenyl-protein transferase

inhibitors; and cyclosporins; steroids, such as prednisone and dexamethasone; cytotoxic drugs, such as azathioprine and cyclophosphamide; TNF-alpha inhibitors, such as tenidap; anti-TNF antibodies or soluble TNF receptor, such as etanercept, rapamycin, and leflunimide; and cyclooxygenase-2 (COX-2) inhibitors, such as celecoxib and rofecoxib; and miscellaneous agents such as, hydroxyurea, procarbazine, mitotane, hexamethylmelamine, gold compounds, platinum coordination complexes, such as cisplatin, satraplatin, and carboplatin.

[00277] In certain embodiments, the pharmaceutical compositions provided herein further comprise a second antiviral agent as described herein. In one embodiment, the second antiviral is selected from the group consisting of an interferon, ribavirin, an interleukin, an NS3 protease inhibitor, a cysteine protease inhibitor, a phenanthrenequinone, a thiazolidine, a benzanilide, a helicase inhibitor, a polymerase inhibitor, a nucleotide analogue, a gliotoxin, a cerulenin, an antisense phosphorothioate oligodeoxynucleotide, an inhibitor of IRES-dependent translation, and a ribozyme. In another embodiment, the second antiviral agent is an interferon. In yet another embodiment, the interferon is selected from the group consisting of pegylated interferon alpha 2a, interferon alfacon-1, natural interferon, ALBUFERON[®], interferon beta-1a, omega interferon, interferon alpha, interferon gamma, interferon tau, interferon delta, and interferon gamma-1b.

[00278] The compounds provided herein can also be provided as an article of manufacture using packaging materials well known to those of skill in the art. *See, e.g.*, U.S. Pat. Nos. 5,323,907; 5,052,558; and 5,033,252. Examples of pharmaceutical packaging materials include, but are not limited to, blister packs, bottles, tubes, inhalers, pumps, bags, vials, containers, syringes, and any packaging material suitable for a selected formulation and intended mode of administration and treatment.

[00279] Provided herein also are kits which, when used by the medical practitioner, can simplify the administration of appropriate amounts of active ingredients to a subject. In certain embodiments, the kit provided herein includes a container and a dosage form of a compound provided herein, including a single enantiomer, a racemic mixture, or a mixture of diastereomers thereof; or a pharmaceutically acceptable salt, solvate, or prodrug thereof.

[00280] In certain embodiments, the kit includes a container comprising a dosage form of the compound provided herein, including a single enantiomer, a racemic mixture, or a

mixture of diastereomers thereof; or a pharmaceutically acceptable salt, solvate, or prodrug thereof, in a container comprising one or more other therapeutic agent(s) described herein.

[00281] Kits provided herein can further include devices that are used to administer the active ingredients. Examples of such devices include, but are not limited to, syringes, needle-less injectors drip bags, patches, and inhalers. The kits provided herein can also include condoms for administration of the active ingredients.

[00282] Kits provided herein can further include pharmaceutically acceptable vehicles that can be used to administer one or more active ingredients. For example, if an active ingredient is provided in a solid form that must be reconstituted for parenteral administration, the kit can comprise a sealed container of a suitable vehicle in which the active ingredient can be dissolved to form a particulate-free sterile solution that is suitable for parenteral administration. Examples of pharmaceutically acceptable vehicles include, but are not limited to: aqueous vehicles, including, but not limited to, Water for Injection USP, Sodium Chloride Injection, Ringer's Injection, Dextrose Injection, Dextrose and Sodium Chloride Injection, and Lactated Ringer's Injection; water-miscible vehicles, including, but not limited to, ethyl alcohol, polyethylene glycol, and polypropylene glycol; and non-aqueous vehicles, including, but not limited to, corn oil, cottonseed oil, peanut oil, sesame oil, ethyl oleate, isopropyl myristate, and benzyl benzoate.

[00283] The disclosure will be further understood by the following non-limiting examples.

EXAMPLES

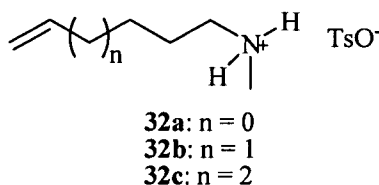
[00284] As used herein, the symbols and conventions used in these processes, schemes and examples, regardless of whether a particular abbreviation is specifically defined, are consistent with those used in the contemporary scientific literature, for example, the Journal of the American Chemical Society or the Journal of Biological Chemistry. Specifically, but without limitation, the following abbreviations may be used in the examples and throughout the specification: g (grams); mg (milligrams); mL (milliliters); μ L (microliters); mM (millimolar); μ M (micromolar); Hz (Hertz); MHz (megahertz); mmol (millimoles); eq. (equivalent); hr or hrs (hours); min (minutes); MS (mass spectrometry); NMR (nuclear magnetic resonance); ESI (electrospray ionization); ACN, (acetonitrile); CDCl_3 (deuterated chloroform); DCE (dichloroethane); DCM (dichloromethane); DMF (*N,N*-

dimethylformamide); DMSO (dimethylsulfoxide); DMSO- d_6 (deuterated dimethylsulfoxide); EtOAc (ethyl acetate); MeOH (methanol); THF (tetrahydrofuran); DIPEA (N,N-diisopropylethylamine); TEA (triethylamine); DBU (1,8-diazabicyclo[5.4.0]undec-7-ene; CDI (carbonyldiimidazole); EDCI or EDC (*N*'-ethyl-*N*-(3-dimethylaminopropyl)-carbodiimide); P₂O₅, (phosphorus pentoxide); TBAF (tetrabutylammonium fluoride); TBTU (O-(benzotriazol-1-yl)-N,N,N',N'-tetramethyluronium tetrafluoroborate); Me (methyl); Et (ethyl); *i*Pr, (isopropyl); *t*Bu (*tert*-butyl); Boc (*tert*-butoxycarbonyl); Bn (benzyl); PMB (*p*-methoxybenzyl); TsO (tosylate); DEAD (diethylazodicarboxylate), DIAD (diisopropylazodicarboxylate), PPh₃ (triphenylphosphine), PNBA (*p*-nitrobenzoic acid), PNB (*p*-nitrobenzoyl), and Zhan IB catalyst ((1,3-dimesitylimidazolidin-2-yl)(5-(*N,N*-dimethylsulfamoyl)-2-isopropoxybenzylidene)ruthenium(V) chloride).

[00285] For all of the following examples, standard work-up and purification methods known to those skilled in the art can be utilized. Unless otherwise indicated, all temperatures are expressed in °C (degrees Centigrade). All reactions conducted at room temperature unless otherwise noted. Synthetic methodologies illustrated in Schemes 4 to 18 are intended to exemplify the applicable chemistry through the use of specific examples and are not indicative of the scope of the disclosure.

Example 1

Preparation of *N*-methyl- ω -alkenyl-1-amine tosylate salts **32**



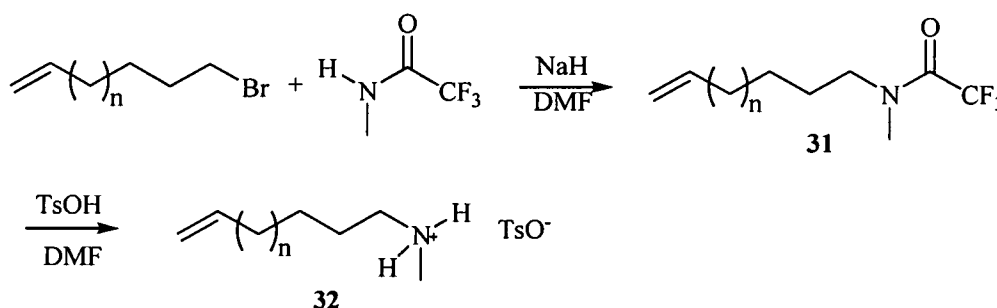
[00286] The synthesis of *N*-methyl- ω -alkenyl-1-amine tosylate salts **32** are shown in Scheme 5.

[00287] *Step A:* Preparation of 2,2,2-trifluoro-*N*-(hex-5-enyl)-*N*-methylacetamide **31a**. Sodium hydride (60% dispersion in mineral oil, 31.5 g, 1.28 eq.) was slowly added under nitrogen atmosphere to a solution of *N*-methyl-2,2,2-trifluoroacetamide (100 g, 1.28 eq.) in DMF (500 mL) at 0 °C. The reaction mixture was stirred for 90 min at 0 °C, and then 6-bromo-1-hexene (100 g, 1 eq.) was added dropwise over 45 min. The reaction mixture was allowed to warm up to room temperature, and stirred for 3 days at room temperature. The

reaction mixture was then poured into water and extracted three times with EtOAc. The combined organic layers were dried over anhydrous sodium sulphate and concentrated under reduced pressure. The residue was purified by flash chromatography on silica gel to produce compound **31a** as colorless oil in 56% yield.

^1H NMR (DMSO- d_6 , 400 MHz) δ 1.27-1.38 (m, 2H), 1.48-1.60 (m, 2H), 2.00-2.06 (m, 2H), 2.93-3.07 (m, 3H), 3.35-3.40 (m, 2H), 4.92-5.04 (m, 2H), 5.73-5.83 (m, 1H).

Scheme 5



[00288] *Step B: N-Methylhex-5-en-1-amine tosylate salt 32a.* At room temperature, compound **31a** (71.88 g, 1 eq.) and *p*-toluene sulfonic acid (74.4 g, 1.2 eq.) were dissolved in MeOH (640 mL). The reaction mixture was refluxed for 7 days. The solvent was then removed under vacuum, and the residue was recrystallized in acetone. The product was isolated by filtration, dried over P_2O_5 to give compound **32a** as a white powder in 76% yield.

^1H NMR (CDCl_3 , 400 MHz): δ 1.38 (q, $J = 7.76$ Hz, 2H), 1.71 (q, $J = 7.76$ Hz, 2H), 1.99 (q, $J = 6.98$ Hz, 2H), 2.38 (s, 3H), 2.70 (t, $J = 5.17$ Hz, 3H), 2.87-2.93 (m, 2H), 4.92-4.99 (m, 2H), 5.67-5.73 (m, 1H), 7.20 (d, $J = 7.76$ Hz, 2H), 7.75 (d, $J = 7.76$ Hz, 2H), 8.62 (br s, 2H).

[00289] *Step C: N-Methylhept-5-en-1-amine tosylate salt 32b.* Compound **32b** was synthesized from 7-bromo-heptene as a white solid in quantitative yield, following the procedure as described for compound **32a**.

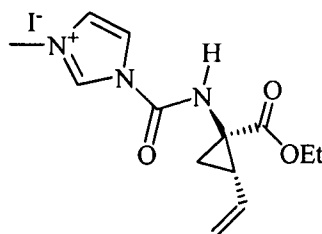
^1H NMR (CDCl_3 , 400 MHz) δ 1.38 (q, $J = 7.76$ Hz, 2H), 1.71 (q, $J = 7.76$ Hz, 2H), 1.80 (q, $J = 6.98$ Hz, 2H), 1.99 (q, $J = 6.98$ Hz, 2H), 2.38 (s, 3H), 2.70 (t, $J = 5.17$ Hz, 3H), 2.87-2.93 (m, 2H), 4.92-4.99 (m, 2H), 5.67-5.73 (m, 1H), 7.20 (d, $J = 7.76$ Hz, 2H), 7.75 (d, $J = 7.76$ Hz, 2H), 8.62 (br s, 2H).

[00290] *Step D: N-Methyloct-5-en-1-amine tosylate salt 32c.* Compound **32c** was synthesized from 7-bromo-octene as a white powder in quantitative yield, following the procedure as described for compound **32a**.

^1H NMR (CDCl_3 , 400 MHz) δ 1.38 (q, $J = 7.76$ Hz, 2H), 1.71 (q, $J = 7.76$ Hz, 2H), 1.80 (q, $J = 6.98$ Hz, 2H), 1.90 (q, $J = 6.9$ Hz, 2H), 1.99 (q, $J = 6.98$ Hz, 2H), 2.38 (s, 3H), 2.70 (t, $J = 5.17$ Hz, 3H), 2.87-2.93 (m, 2H), 4.92-4.99 (m, 2H), 5.67-5.73 (m, 1H), 7.20 (d, $J = 7.76$ Hz, 2H), 7.75 (d, $J = 7.76$ Hz, 2H), 8.62 (brs, 2H).

Example 2

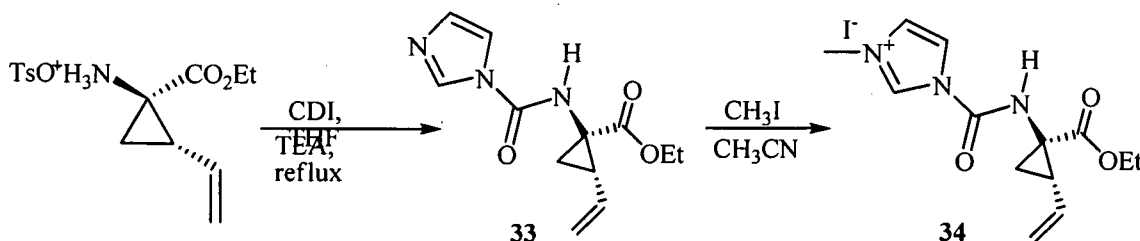
Preparation of 1-((1*R*,2*S*)-1-(ethoxycarbonyl)-2-vinylcyclopropylcarbamoyl)-3-methyl-1*H*-imidazol-3-ium iodide



34

[00291] The synthesis of 1-((1*R*,2*S*)-1-(ethoxycarbonyl)-2-vinylcyclopropylcarbamoyl)-3-methyl-1*H*-imidazol-3-ium iodide **34** is shown in Scheme 6.

Scheme 6



[00292] *Step A:* Preparation of (1*R*, 2*S*)-ethyl 1-(1*H*-imidazole-1-carboxamido)-2-vinylcyclopropanecarboxylate **33**. Under nitrogen, (1*R*, 2*S*)-ethyl 1-amino-2-vinylcyclopropanecarboxylate tosylate salt (5 g, 1 eq.) and CDI (2.7 g, 1.1 eq.) were dissolved in THF (50 mL) containing TEA (2.3 mL, 1.1 eq.). The reaction mixture was then refluxed overnight. The solvent was removed under reduced pressure. The residue was dissolved in DCM, and washed twice with water. The organic layer was dried over sodium sulfate and then concentrated. The residue was purified by chromatography on silica gel to yield compound **33** as pale yellow oil in 70% yield.

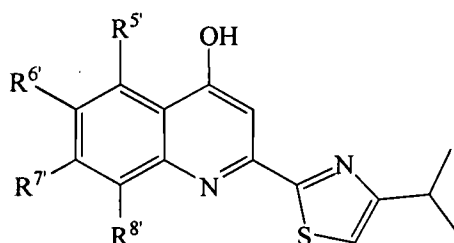
^1H NMR ($\text{DMSO}-d_6$, 400 MHz): δ 1.13 (t, $J = 7.11$ Hz, 3H), 1.54 (dd, $J = 5.43$ and 9.57 Hz, 1H), 1.74 (dd, $J = 5.43$ and 8.28 Hz, 1H), 2.35 (q, $J = 8.54$ Hz, 1H), 4.08-4.13 (q, $J = 7.11$ Hz,

2H), 5.13-5.16 (dd, $J = 10.41$ and 1.84 Hz, 1H), 5.32-5.36 (dd, $J = 17.13$ and 1.73 Hz, 1H), 5.63-5.71 (m, 1H), 7.02 (s, 1H), 7.65 (s, 1H), 8.23 (s, 1H), 9.31 (s, 1H); MS (ESI⁺): $m/z = 250.2$ (MH⁺).

[00293] *Step B:* Preparation of 1-((1*R*,2*S*)-1-(ethoxycarbonyl)-2-vinylcyclopropyl-carbamoyl)-3-methyl-1*H*-imidazol-3-ium iodide **34**. Under nitrogen, methyl iodide (1.9 mL, 4 eq.) was added to a solution of compound **33** (2 g, 1 eq.) in ACN (16 mL). The reaction mixture was stirred at room temperature for 2 hrs. The solvent was removed under reduced pressure to yield compound **34** as yellow oil, which was used directly in the next step without further purification.

Example 3

Preparation of 2-(4-isopropylthiazol-2-yl)-substituted quinolin-4-ols **43**



- 43a:** R^{5'} = H, R^{6'} = H, R^{7'} = OCH₃, R^{8'} = H
43b: R^{5'} = H, R^{6'} = H, R^{7'} = OCH₃, R^{8'} = CH₃
43c: R^{5'} = H, R^{6'} = H, R^{7'} = OCH₃, R^{8'} = F
43d: R^{5'} = H, R^{6'} = H, R^{7'} = OCH₃, R^{8'} = Cl
43e: R^{5'} = OCH₃, R^{6'} = H, R^{7'} = OCH₃, R^{8'} = H
43f: R^{5'} = H, R^{6'} = OCH₃, R^{7'} = H, R^{8'} = CH₃
43g: R^{5'} = H, R^{6'} = OCH₃, R^{7'} = Cl, R^{8'} = H
43h: R^{5'} = H, R^{6'} = H, R^{7'} = OCH₃, R^{8'} = Br

[00294] The syntheses of compounds **43** are shown in Schemes 7 to 9, where R^{5'}, R^{6'}, R^{7'}, and R^{8'} in compounds **39** to **42** and **45** to **47** are the same as defined in compounds **43**.

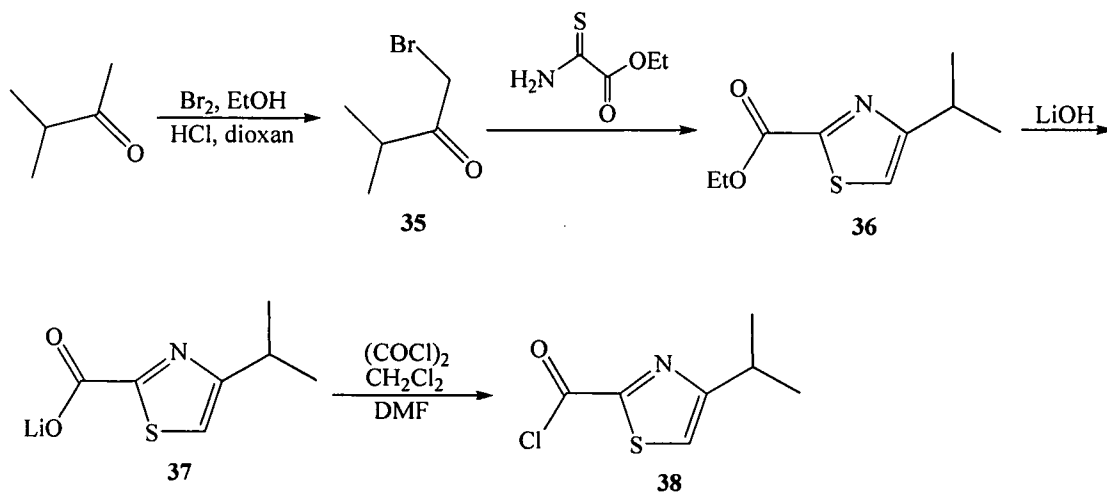
Method 1:

[00295] *Step A:* Preparation of 1-bromo-3-methylbutan-2-one **35**. To a solution of 3-methyl-2-butanone (40.7 g, 1 eq.) in ethanol (391 mL) was added bromide (62.4 g, 0.83 eq.) under nitrogen at 0°C over 30 min. The reaction mixture was stirred at 0°C for 4 hrs, then quenched with 1M aqueous sodium metabisulfite (100 mL) and extracted with petroleum ether (750 mL). The organic layer was washed twice with water (100 mL), twice with a cold saturated aqueous bicarbonate, and then brine. The organic layer was dried over sodium

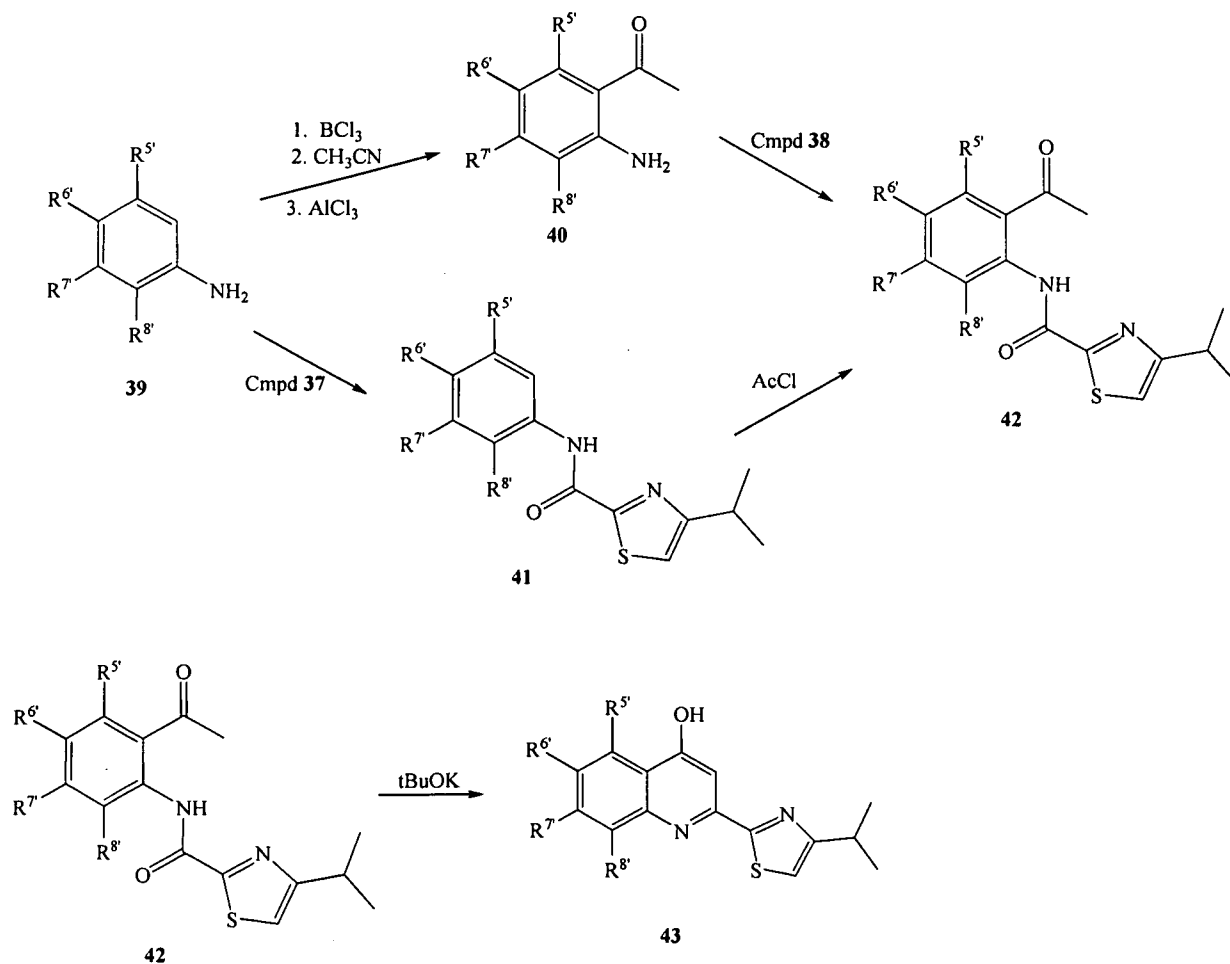
sulfate and then concentrated under reduced pressure. The product was purified by distillation under vacuum to yield compound **35** as colourless oil in 42% yield.

^1H NMR (CDCl_3 , 400 MHz): δ 1.17 (d, $J = 6.98$ Hz, 6H), 2.99 (m, $J = 6.98$ Hz, 1H), 3.99 (s, 2H).

Scheme 7



Scheme 8



[00296] *Step B:* Preparation of ethyl 4-isopropylthiazole-2-carboxylate **36**. A solution of compound **35** (3.5 g, 1.25 eq.) and ethylthioxamate (2.3 g, 1 eq.) in ethanol (40 mL) was heated to 80 °C for 6 hrs, and then cooled to 0 °C. The reaction mixture was diluted with water and EtOAc, and then neutralized to pH 7 with NH₃ (28%). The aqueous layer was extracted with EtOAc. The combined organic layers were dried over sodium sulfate and then removed under reduced pressure. The residue was purified by chromatography on silica gel to yield compound **36** as yellow oil in quantitative yield.

¹H NMR (DMSO-*d*₆, 400 MHz): δ 1.25 (d, *J* = 6.73 Hz, 6H), 1.31 (t, *J* = 7.24 Hz, 3H), 3.11 (hep, *J* = 6.73 Hz, 1H), 4.35 (q, *J* = 7.24 Hz, 2H), 7.72 (s, 1H).

[00297] *Step C:* Preparation of 4-isopropylthiazole-2-carboxylic acid, lithium salt **37**. To a solution of compound **36** (26 g, 1 eq.) in a mixture of MeOH (78 mL) and THF (260 mL), lithium hydroxide (2.8 g, 0.9 eq.) was added. The reaction mixture was stirred at room temperature overnight. The solvents were then removed under reduced pressure. The residue was triturated with petroleum ether (500 mL), filtrated, washed with petroleum ether, and dried under vacuum to yield compound **37** as a beige solid in 56% yield.

¹H NMR (DMSO-*d*₆, 400 MHz): δ 1.21 (d, *J* = 6.73 Hz, 6H), 2.95 (hep, *J* = 6.73 Hz, 1H), 7.19 (s, 1H).

[00298] *Step D:* Preparation of 4-isopropylthiazole-2-carbonyl chloride **38**. Oxalyl chloride (2.9 g, 1.5 eq.) was added dropwise under nitrogen at 0 °C to a suspension of compound **37** (1.8 g, 1 eq.) in DCM (25 mL) and DMF (50 µL). The reaction mixture was stirred at 0 °C for 30 min and then at room temperature for additional 90 min. Lithium chloride salt was removed from the reaction mixture through filtration. The solvent was then removed under reduced pressure to give compound **38** as yellow oil in quantitative yield, which was stored under nitrogen and used directly in the next step without further purification.

[00299] *Step E:* Preparation of 1-(2-amino-4-methoxyphenyl)ethanone **40a**. Trichloroborane (1M) in DCM (82 mL, 1 eq.) was added dropwise to a solution of meta-anisidine **39a** (10 g, 1 eq.) in toluene (56 mL) under nitrogen at 0-5 °C over 1 hr. After stirred for 10 min at 0 °C, ACN (5.2 mL, 1.20 eq.) was added. After the reaction mixture was stirred for additional 1 hr at 0 °C, aluminium(III) chloride (11.9 g, 1.1 eq.) was added at 0 °C. The reaction mixture was stirred at 50 °C for 16 hrs. The reaction mixture was then cooled down to 0 °C, and propan-2-ol (38 mL) was added over 10 min, followed by addition of

water (110 mL) over 30 min. The reaction mixture was heated to 50 °C for 3 hrs. After cooling down to 0 °C, aqueous solution of sodium hydroxide (25%) was added. The aqueous layer was extracted with toluene (100 mL). The combined organic layers were washed with NaOH (25 %), brine, and dried over sodium sulfate. The solvent was removed to yield compound **40a** as a yellow solid in 63 % yield.

¹H NMR (CDCl₃, 400 MHz): δ 2.52 (s, 3H), 3.80 (s, 3H), 6.07 (d, J = 2.43, 1H), 6.23 (dd, J = 2.43 and 8.98 Hz, 1H), 6.43 (br s, 2H), 7.63 (d, J = 8.98 Hz).

[00300] *Step F:* Preparation of 1-(2-amino-3-methyl-4-methoxyphenyl)ethanone **40b**. Compound **40b** was synthesized from 3-methoxy-2-methylaniline **39b** as a yellow solid in 23% yield, according to the procedure as described for compound **40a**.

MS (ESI, EI⁺): m/z = 180 (MH⁺).

[00301] *Step G:* Preparation of 1-(2-amino-4-chloro-5-methoxy-phenyl)-ethanone **40g**. Compound **40g** was synthesized from 3-chlor-4-methoxy-aniline **39g** as a brown solid in 50% yield, according to the procedure as described for compound **40a**.

MS (ESI, EI⁺): m/z = 200 (MH⁺).

[00302] *Step H:* Preparation of *N*-(3,5-dimethoxy-phenyl)-4-isopropylthiazole-2-carboxamide **41e**. To a stirred solution of compound **37** (1.38 g, 7.8 mmol) in DCM (50 mL) under nitrogen was added oxalyl chloride (1.16 g, 9.1 mmol). The reaction mixture was stirred at room temperature for 90 min. The solution was filtered under nitrogen and washed with DCM. The filtrate was concentrated under reduced pressure and the residue was dissolved in dioxane (20 mL). 3,5-Dimethoxyaniline (1 g, 6.5 mmol) in dioxane (9 mL) was added dropwise. The reaction mixture was stirred at room temperature for 90 min. Solvent was removed under reduced pressure and the crude material was purified by chromatography on silica gel (EtOAc/DCM) to yield compound **41e** as a white solid in 90% yield.

¹H NMR (CDCl₃, 400 MHz) δ 1.35 (s, 3H), 1.37 (s, 3H), 3.14-3.17 (m, 1H), 3.82 (s, 6H), 6.30 (brs, 1H), 6.97 (d, J = 2.30 Hz, 2H), 7.19 (s, 1H); MS (ESI, EI⁺) m/z = 307 (MH⁺).

[00303] *Step I:* Preparation of *N*-(2-acetyl-5-methoxyphenyl)-4-isopropylthiazole-2-carboxamide **42a**. Under nitrogen, a solution of compound **40a** (3 g, 1 eq.) in 1,4-dioxane (30 mL) was added at 0 °C to a solution of compound **38** (4.1 g, 1.2 eq.) in 1,4-dioxane. The reaction mixture was stirred at room temperature overnight. The solvent was removed under reduced pressure and the residue was purified by chromatography on silica gel to yield

compound as a beige solid **42a** in 75% yield.

^1H NMR (CDCl_3 , 400 MHz): δ (ppm) 1.43 (d, $J = 6.98$ Hz, 6H), 2.65 (s, 3H), 3.26 (hep, $J = 6.98$ Hz, 1H), 3.92 (s, 3H), 6.69 (dd, $J = 2.59$ and 8.80 Hz, 1H), 7.2 (d, $J = 0.84$, 1H), 7.87 (d, $J = 8.9$ Hz, 1H), 8.58 (d, $J = 2.59$ Hz, 1H), 13.5 (br s, 1H); MS (ESI, EI^+): $m/z = 319$ (MH^+).

[00304] *Step J:* Preparation of *N*-(6-acetyl-2-methyl-3-methoxyphenyl)-4-isopropylthiazole-2-carboxamide **42b**. Compound **42b** was synthesized from compound **40b** and compound **38** as a beige solid in 66% yield, according to the procedure as described for compound **42a**.

MS (ESI, EI^+): $m/z = 333$ (MH^+).

[00305] *Step K:* Preparation of *N*-(6-acetyl-2-fluoro-3-methoxyphenyl)-4-isopropylthiazole-2-carboxamide **42c**. Compound **42c** was synthesized from 1-(2-amino-3-fluoro-4-methoxyphenyl) ethanone and compound **38** as a beige solid in 84% yield, according to the procedure as described for compound **42a**.

MS (ESI, EI^+): $m/z = 337$ (MH^+).

[00306] *Step L:* Preparation of *N*-(6-acetyl-2-chloro-3-methoxyphenyl)-4-isopropylthiazole-2-carboxamide **42d**. Compound **42d** was synthesized from 1-(2-amino-3-chloro-4-methoxyphenyl)ethanone and compound **38** as a beige solid in 80% yield, according to the procedure as described for compound **42a**.

^1H NMR (CDCl_3 , 400 MHz) δ (ppm) 1.47 (s, 3H), 1.48 (s, 3H), 2.57 (s, 3H), 3.34-3.41 (quint, $J = 6.90$ Hz, 1H), 3.98 (s, 3H), 6.86 (d, $J = 8.48$ Hz, 1H), 7.64 (d, $J = 8.48$ Hz, 1H), 8.07 (s, 1H); MS (ESI, EI^-) $m/z = 351$ (MH^-); MS (ESI, EI^+): $m/z = 353$ (MH^+).

[00307] *Step M:* Preparation of *N*-(2-acetyl-3,5-dimethoxy-phenyl)-4-isopropylthiazole-2-carboxamide **42e**. To a suspension of Et_2AlCl (1.61 g, 12.04 mmol) in DCM at 0 °C was added acetyl chloride (630 mg, 8.02 mmol). The mixture was stirred at 0 °C for 30 min. Compound **41e** (1.23 g, 4.01 mmol) was then added and the reaction mixture was stirred at 80 °C for 90 min. The reaction was poured in ice and DCM was added. The organic layers were separated, dried over Na_2SO_4 , filtered, and concentrated under reduced pressure. The crude product was purified by chromatography on silica gel (EtOAc/DCM) to yield compound **42e** as a white solid in 82% yield.

^1H NMR (CDCl_3 , 400 MHz) δ 1.41 (s, 3H), 1.43 (s, 3H), 2.63 (s, 3H), 3.20-3.27 (m, 1H),

3.89 (s, 3H), 3.90 (s, 3H), 6.27 (d, $J=2.30$, 1H), 7.19 (s, 1H), 8.12 (d, $J=2.30$ Hz, 1H).

[00308] *Step N:* Preparation of *N*-(6-acetyl-3-chloro-4-methoxyphenyl)-4-isopropylthiazole-2-carboxamide **42g**. Compound **42g** was synthesized from compounds **38** and **40g** as a beige solid in 69% yield, according to the procedure as described for compound **42a**.

MS (ESI, EI^+): $m/z = 354$ (MH^+).

[00309] *Step O:* Preparation of 2-(4-isopropylthiazol-2-yl)-7-methoxyquinolin-4-ol **43a**. To a solution of compound **42a** (4.312 g, 1 eq.) in *t*BuOH (60 mL) was added potassium *t*-butoxide (3.8 g, 2.5 eq.) under nitrogen. The mixture was stirred at 70 °C for 16 hrs, and then cooled down to 0 °C and quenched with MeOH (10 mL) and acetic acid (2.5 mL). The solvent was removed under reduced pressure and the residue was triturated in a mixture of MeOH/water, isolated by filtration, washed with ACN, and then petroleum ether to yield compound **43a** as a yellow solid in 71% yield.

^1H NMR ($\text{DMSO-}d_6$, 400 MHz): δ 1.32 (d, $J=6.98$ Hz, 6H), 3.14 (m, 1H), 3.89 (s, 3H), 7.06 (br s, 1H), 7.50-7.66 (m, 3H), 8 (d, $J=9.05$ Hz, 1H), 11.62 (br s, 1H); MS (ESI, EI^+): $m/z = 301$ (MH^+).

[00310] *Step P:* Preparation of 2-(4-isopropylthiazol-2-yl)-7-methoxy-8-methylquinolin-4-ol **43b**. Compound **43b** was synthesized from compound **42b** as a yellow solid in 60% yield, according to the procedure as described for compound **43a**.

MS (ESI, EI^+): $m/z = 315$ (MH^+).

[00311] *Step Q:* Preparation of 2-(4-isopropylthiazol-2-yl)-8-fluoro-7-methoxyquinolin-4-ol **43c**. Compound **43c** was synthesized from compound **42c** as a yellow solid in 90% yield, according to the procedure as described for compound **43a**.

MS (ESI, EI^+): $m/z = 319$ (MH^+).

[00312] *Step R:* Preparation of 2-(4-isopropylthiazol-2-yl)-5,7-dimethoxyquinolin-4-ol **43e**. Compound **43e** was synthesized from compound **42e** as a yellow solid in 60% yield, according to the procedures as described for compound **43a**.

^1H NMR (CDCl_3 , 400 MHz) δ 1.37 (s, 3H), 1.39 (s, 3H), 3.15-3.22 (m, 1H), 3.95 (s, 3H), 4.05 (s, 3H), 6.45 (s, 1H), 7.03 (s, 2H), 7.62 (brs, 1H), 9.55 (s, 1H); MS (ESI, EI^+): $m/z = 331$ (MH^+).

[00313] *Step S:* Preparation of 7-chloro-2-(4-isopropylthiazol-2-yl)-6-methoxyquinolin-4-ol **43g**. Compound **43g** was synthesized from compound **42g** as a yellow solid in 70% yield, according to the procedures as described for compound **43a**.

MS (ESI, EI⁺): m/z = 335 (MH⁺).

[00314] *Step T:* Preparation of 8-bromo-7-methoxy-2-(4-isopropyl-thiazol-2-yl)-quinolin-4-ol **43h**. Compound **43h** was synthesized according to the procedures as described for compounds **42a** and **43a** and in WO 2007014919, the disclosure of which is incorporated herein by reference in its entirety.

MS (ESI, EI⁺): m/z = 380 (MH⁺).

Method B:

[00315] *Step AA:* Preparation of 4-isopropyl-2-tributylstannanyl-thiazole **44**. To a stirred solution of 4-isopropylthiazole (9 g, 71 mmol) in anhydrous THF (100 mL) at -78 °C was added nBuLi (40 mL, 99 mmol). The reaction was stirred for 1 hr and the temperature reached -40 °C. The reaction mixture was cooled to -78°C and tri-*n*-butyltinchloride (23 g, 71 mmol) was added. The reaction mixture was stirred at room temperature for 48 hrs. Water was added and solvent was evaporated under reduced pressure. The residue was partitioned between water and EtOAc. Organics were dried over Na₂SO₄, filtered, and concentrated under reduced pressure to yield compound **44** as colorless oil in 55% yield.

¹H NMR (CDCl₃, 400 MHz) δ 0.88-1.62 (m, 27H), 1.40 (s, 3H), 1.42 (s, 3H), 3.17-3.24 (m, 1H).

[00316] *Step AB:* Preparation of 2,4,8-trichloro-7-methoxyquinoline **45d**. A mixture of 2-chloro-3-methoxyaniline hydrochloride **39d** (15 g, 1 eq.), malonic acid (12.06 g, 1.5 eq.), and phosphorus oxochloride (80 mL) was refluxed for 16 hrs. The reaction mixture was slowly poured into water and extracted with DCM. The organic layer was dried over Na₂SO₄, filtered, and concentrated under reduced pressure. The crude material was purified on silica pad, eluted with DCM, to yield compound **45d** as a white solid in 74% yield.

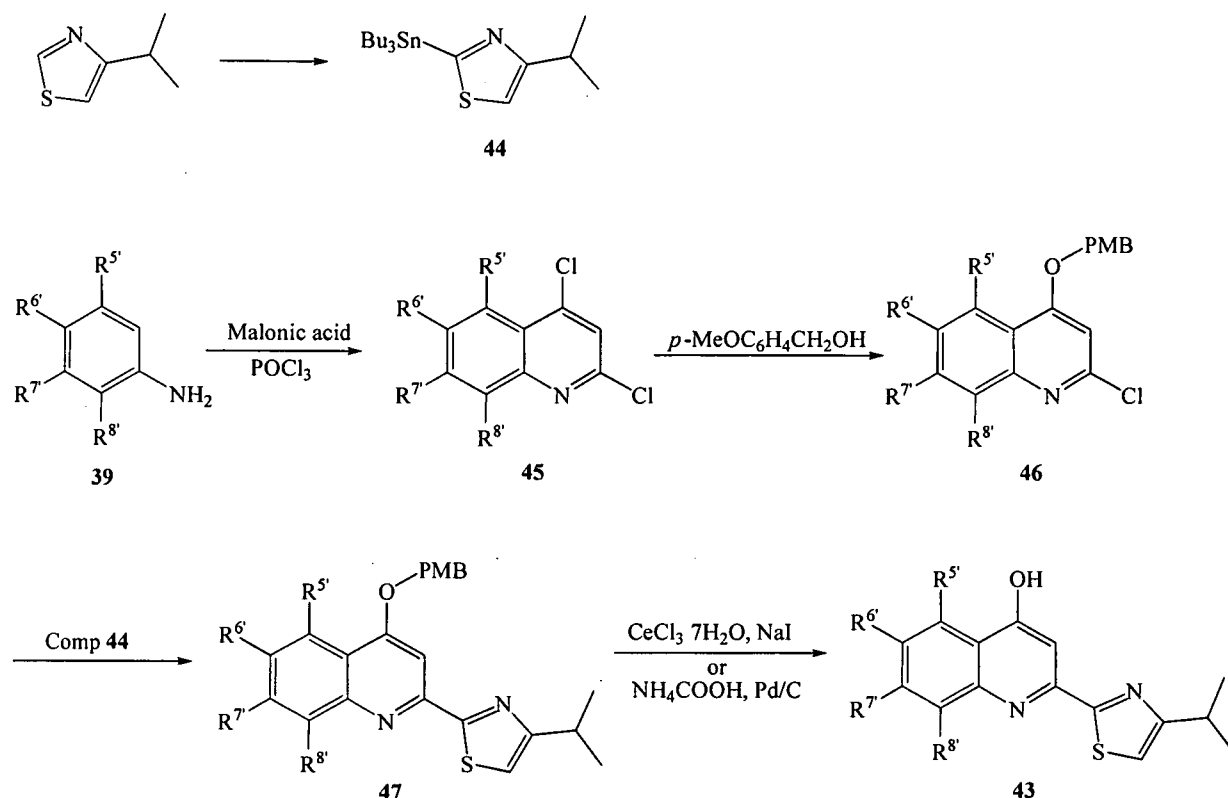
¹H NMR (CDCl₃, 376 MHz) δ 4.10 (s, 3H), 7.43 (t, J = 4.88 Hz, 2H), 8.12 (d, J = 9.48 Hz, 1H).

[00317] *Step AC:* Preparation of 2,4-dichloro-8-methyl-7-methoxyquinoline **45b**.

Compound **45b** was synthesized from 2-methyl-3-methoxyaniline hydrochloride **39b** and malonic acid as a white powder in 43% yield, following the procedure as described for compound **45d**.

^1H NMR (CDCl_3 , 376 MHz) δ 2.62 (s, 3H), 4.03 (s, 3H), 7.34 (s, 1H), 7.37 (d, $J = 9.02$ Hz, 1H), 8.05 (d, $J = 9.02$ Hz, 1H).

Scheme 9



[00318] *Step AD:* Preparation of 2,4-dichloro-6-methoxy-8-methyl-quinoline **45f**. A mixture of 4-methoxy-2-methyl aniline **39f** (5 g, 36.45 mmol), malonic acid (5.68 g, 54.67 mmol) in phosphorus oxide trichloride (36 mL) was refluxed for 16 hrs. The reaction mixture was then poured dropwise into cooled water (400 mL), extracted with ethyl acetate, washed with brine, dried over Na_2SO_4 , filtered, concentrated under reduced pressure, and purified by chromatography on silica gel (DCM) to yield compound **45f** as a beige solid in 43% yield.

^1H NMR (CDCl_3 , 400 MHz) δ 2.72 (s, 3H), 3.95 (s, 3H), 7.27-7.28 (m, 2H), 7.47 (s, 1H).

[00319] *Step AE:* Preparation of 2,8-dichloro-7-methoxy-4-(4-methoxy-benzyloxy)-quinoline **46d**. NaH (60% in oil) (670 mg, 1.2 eq.) was added portionwise to a stirred

solution of *p*-methoxybenzylalcohol (2.31 g, 1.2 eq.) and 15-crown-5 (3.32 mL, 1.2 eq.) in anhydrous DMF (10 mL). The mixture was stirred at room temperature for 30 min.

Compound **45d** (3.66 g, 1 eq.) in anhydrous DMF (25 mL) was then added and the reaction mixture was stirred at room temperature for 16 hrs. The reaction mixture was then poured into water (300 mL), extracted with EtOAc, dried over Na₂SO₄, filtered, and concentrated under reduced pressure. The crude material was purified by chromatography on silica gel (petroleum ether/DCM, 50/50) to give compound **46d** as a yellow solid in 38% yield.

¹H NMR (CDCl₃, 376 MHz) δ 3.86 (s, 3H), 4.05 (s, 3H), 5.20 (s, 2H), 6.77 (s, 1H), 6.98 (d, J = 8.53 Hz, 2H), 7.23 (d, J = 9.41, 1H), 7.42 (d, J = 8.53 Hz, 2H), 8.08 (d, J = 9.41 Hz, 1H).

[00320] *Step AF:* Preparation of 2-chloro-8-methyl-7-methoxy-4-(4-methoxybenzyloxy)-quinoline **46b**. Compound **46b** was synthesized from compound **45b** as a white powder in 50% yield, following the procedure as described for compound **46d**.

¹H NMR (CDCl₃, 376 MHz) δ 2.60 (s, 3H), 3.85 (s, 3H), 3.97 (s, 3H), 5.18 (s, 2H), 6.69 (s, 1H), 6.97 (d, J = 8.57 Hz, 1H), 7.19 (d, J = 8.57 Hz, 1H), 7.42 (d, J = 8.57 Hz, 1H), 8.02 (d, J = 8.57 Hz, 1H).

[00321] *Step AG:* Preparation of 2-chloro-6-methoxy-4-(4-methoxybenzyloxy)-8-methyl-quinoline **46f**. Compound **46f** was synthesized from compound **45f** as a white solid in 58% yield, following the procedure as described for compound **46a**.

¹H NMR (CDCl₃, 400 MHz) δ 2.68 (s, 3H), 3.80 (s, 3H), 3.83 (s, 3H), 5.11 (s, 2H), 6.72 (s, 1H), 6.97 (d, J = 9.03 Hz, 2H), 7.15 (dd, J = 3.01 Hz and J = 0.96 Hz, 1H), 7.20 (d, J = 3.00 Hz, 1H), 7.40 (d, J = 9.03 Hz, 2H).

[00322] *Step AH:* Preparation of 2-(4-isopropyl-thiazol-2-yl)-6-methoxy-4-(4-methoxy-benzyloxy)-8-methyl-quinoline **47f**. Compound **44** (100 mg, 0.29 mmol), compound **46f** (242 mg, 0.35 mmol), and potassium carbonate (48 mg, 0.35 mmol) in degassed anhydrous DMF were stirred under microwave radiations at 80°C for 1 hr. Solvent was removed under reduced pressure and the crude material was purified by chromatography on silica gel (Petroleum ether/DCM) to yield compound **47f** as yellow powder in 63% yield.

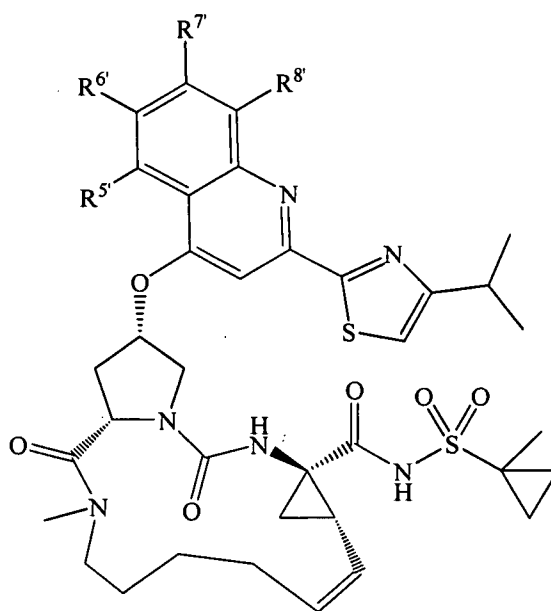
¹H NMR (CDCl₃, 400 MHz) δ 1.40 (s, 3H), 1.42 (s, 3H), 2.80 (s, 3H), 3.17-3.24 (m, 1H), 3.85 (s, 3H), 3.89 (s, 3H), 5.31 (s, 2H), 6.99 (d, J = 9.10 Hz, 2H), 7.00 (s, 1H), 7.21 (m, 1H), 7.31 (d, J = 2.93 Hz, 1H), 7.49 (d, J = 9.10 Hz, 2H), 7.79 (s, 1H).

[00323] *Step AI:* Preparation of 4-hydroxy-[2-(4-isopropyl-thiazol-2-yl)]-6-methoxy-8-methyl-quinoline **43f**. Compound **47f** (1.23 g, 2.82 mmol), cesium trichloride (1.58 g, 4.23 mmol), and sodium iodide (423 mg, 2.82 mmol) in ACN (26 mL) were stirred at 85 °C for 1 hr. The mixture was then filtered through celite and the solvent was evaporated. The brown solid obtained was suspended in water, pH was adjusted at 5 with 1N HCl. The mixture was extracted with DCM, dried over Na₂SO₄, filtered, concentrated under reduced pressure, and purified by chromatography on silica gel (petroleum ether/DCM) to yield compound **43f** as a brown solid in 55 % yield.

¹H NMR (CDCl₃, 400 MHz) δ 1.40 (d, J = 6.91 Hz, 6H), 2.80 (s, 3H), 3.17-3.24 (m, 1H), 3.89 (s, 3H), 7.00 (s, 1H), 7.21 (m, 1H), 7.55 (s, 1H), 7.79 (s, 1H), 9.56 (brs, 1H).

Example 4

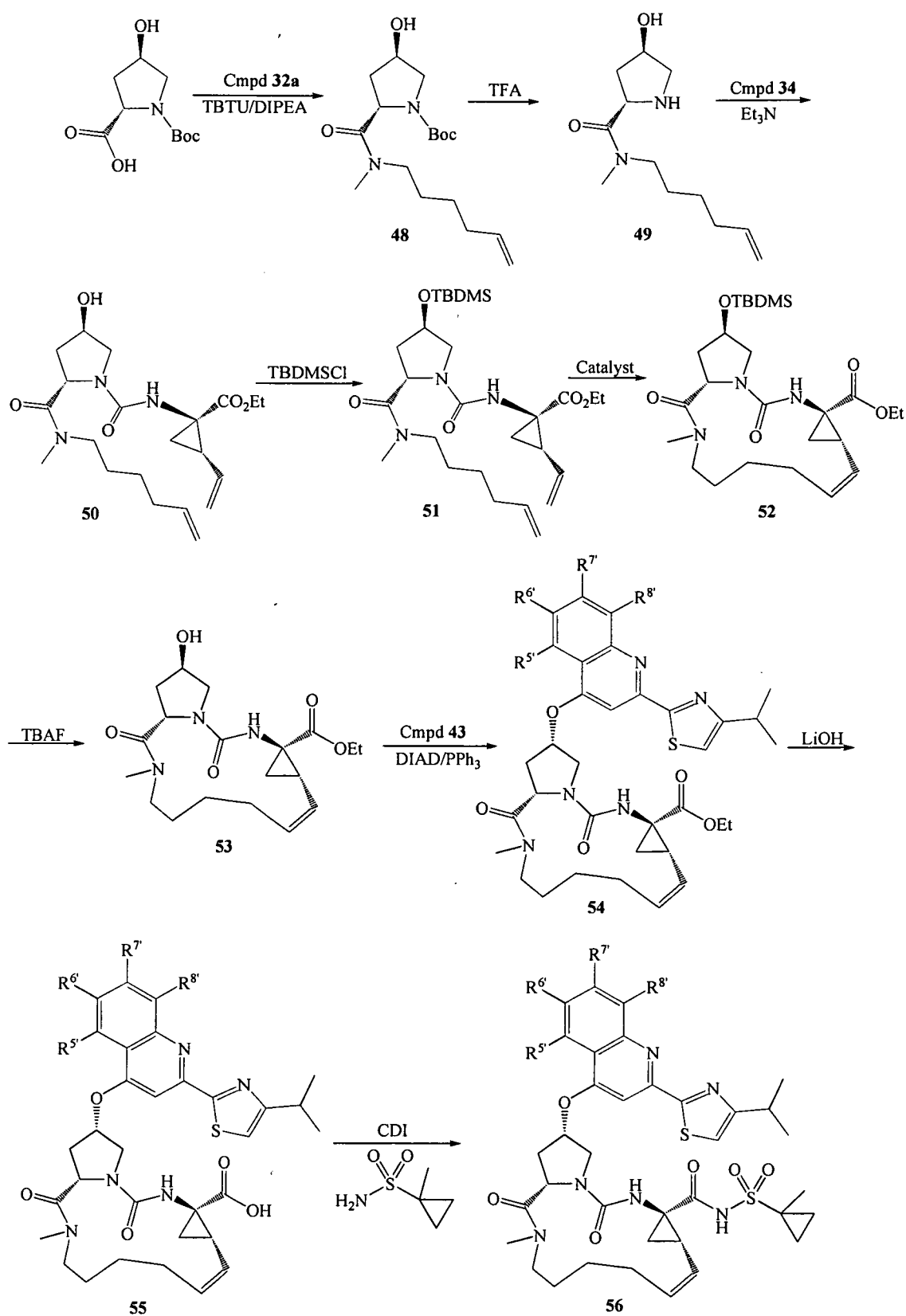
Preparation of Macrocyclic Compounds **56**



- 56a:** R^{5'} = H, R^{6'} = H, R^{7'} = OCH₃, R^{8'} = H
56b: R^{5'} = H, R^{6'} = H, R^{7'} = OCH₃, R^{8'} = CH₃
56c: R^{5'} = H, R^{6'} = H, R^{7'} = OCH₃, R^{8'} = F
56d: R^{5'} = H, R^{6'} = H, R^{7'} = OCH₃, R^{8'} = Cl
56e: R^{5'} = OCH₃, R^{6'} = H, R^{7'} = OCH₃, R^{8'} = H
56f: R^{5'} = H, R^{6'} = OCH₃, R^{7'} = H, R^{8'} = CH₃
56g: R^{5'} = H, R^{6'} = OCH₃, R^{7'} = Cl, R^{8'} = H
56h: R^{5'} = H, R^{6'} = H, R^{7'} = OCH₃, R^{8'} = Br

[00324] The syntheses of macrocyclic compounds **56** are illustrated in Scheme 10, where R^{5'}, R^{6'}, R^{7'}, and R^{8'} in compounds **54** and **55** are the same as defined in compounds **56**.

Scheme 10



[00325] *Step A: Preparation of (2S,4R)-tert-butyl 2-(N-(hex-5-enyl)-N-methyl-*

carbamoyl)-4-hydroxypyrrolidine-1-carboxylate **48**. To a cold solution of *cis-N*-Boc-4-hydroxy-L-proline (10 g, 1 eq.), O-(benzotriazol-1-yl)-N,N,N',N'-tetramethyluronium tetrafluoroborate (TBTU 15.5 g, 1.12 eq.) and compound **32a** (13.6 g, 1.1 eq.) in DMF (80 mL) containing DIPEA (29.4 mL, 3.9 eq.) was added dropwise under nitrogen at 0 °C. The reaction mixture was stirred overnight at room temperature, and then quenched with water and extracted with diethyl ether. The organic layer was washed with brine, dried over magnesium sulfate, and concentrated under reduced pressure. The residue was purified by chromatography on silica gel to yield compound **48** as a rose powder in 95% yield.

¹H NMR (DMSO-*d*₆, 400 MHz): δ 1.29-1.3 (m, 9H), 1.33-1.55 (m, 4H), 1.70-1.80 (m, 1H), 1.97-2.12 (m, 3H), 2.77-2.97 (m, 3H), 3.15-3.40 (m, 4H), 4.22 (br s, 1H), 4.50-4.62 (m, 1H), 4.90-5.04 (m, 3H), 5.71-5.83 (m, 1H); MS (ESI⁺): m/z = 327 (MH⁺).

[00326] *Step B:* Preparation of (2*S*, 4*R*)-*N*-(hex-5-enyl)-4-hydroxy-*N*-methylpyrrolidine-2-carboxamide **49**. Trifluoroacetic acid was added dropwise to a solution of compound **48** (1 g, 1 eq.) in DCM (10 mL). The reaction mixture was stirred for 3 hrs at room temperature, and then trifluoroacetic acid was removed under reduced pressure. The residue was co-evaporated with toluene to yield compound **49** as pale yellow oil in quantitative yield.

MS (ESI⁺): m/z = 227 (MH⁺).

[00327] *Step C:* Preparation of (1*R*)-1-{[2(*S*)-(hex-5-enyl-methyl-carbamoyl)-4(*R*)-hydroxy-pyrrolidine-*N*-carbonyl]amino}-2(*R*)-vinyl-cyclopropanecarboxylic acid ethyl ester **50**. Triethylamine (1.3 mL, 3 eq.) was added at room temperature under nitrogen to a mixture of compound **34** (0.7 g, 1 eq.) and compound **49** (1.2 g, 1 eq.) in DCM (15 mL). The reaction mixture was stirred overnight at room temperature and then quenched with 1M aqueous hydrochloric acid. The organic layer was dried over sodium sulfate and concentrated under reduced pressure. The residue was purified by chromatography on silica gel to yield compound **50** as a white solid in 70% yield.

¹H NMR (DMSO-*d*₆, 400 MHz): δ 1.10-1.14 (td, J = 7.07 and 2.01 Hz, 3H), 1.15-1.17 (m, 1H), 1.22-1.30 (m, 1H), 1.33-1.41 (m, 2H), 1.42-1.50 (m, 1H), 1.54-1.57 (m, 1H), 1.71-1.79 (m, 1H), 1.97-2.07 (m, 4H), 2.74 (s, 1H), 2.97 (s, 2H), 3.11 (d, J = 10.24 Hz, 1H), 3.15-3.21 (m, 1H), 3.43-3.48 (m, 1H), 3.91-4.07 (m, 2H), 4.29-4.30 (m, 1H), 4.65-4.69 (d, J = 6.50 Hz, 1H), 4.90-4.96 (m, 3H), 5.00-5.06 (m, 2H), 5.19-5.25 (dd, J = 17.04 and 6.50 Hz, 1H), 5.51-5.61 (m, 1H), 5.71-5.83 (m, 1H), 7.08 (s, 1H); MS (ESI⁺): m/z = 406 (MH⁺).

[00328] *Step D:* Preparation of (1*R*)-1-{[2(*S*)-(hex-5-enyl-methyl-carbamoyl)-4(*R*)-

tert-butyldimethylsilyloxy-pyrrolidine-*N*-carbonyl]-amino}-2(*R*)-vinyl-cyclopropanecarboxylic acid ethyl ester **51**. Under nitrogen atmosphere, the *tert*-butyldimethylsilyl chloride was added to a solution of compound **50** (750 mg, 1 eq.) and TEA (537 μ L, 1 eq.) in DCM (6 mL). The reaction mixture was stirred overnight at room temperature and quenched with water. The organic layer was washed with brine, dried on sodium sulfate, and concentrated under reduced pressure. The residue was purified by chromatography on silica gel to yield compound **51** in 70% yield.

^1H NMR (DMSO- d_6 , 400 MHz): δ 0.03 (s, 6H), 0.83 (s, 9H), 1.09-1.13 (td, J = 7.09 and 2.24 Hz, 3H), 1.14-1.18 (m, 1H), 1.21-1.29 (m, 2H), 1.32-1.41 (m, 2H), 1.54-1.57 (m, 2H), 1.80-1.86 (m, 2H), 1.91-2.09 (m, 4H), 2.75 (s, 1H), 2.97 (s, 2H), 3.06-3.19 (m, 2H), 3.47-3.57 (m, 1H), 3.94-4.07 (m, 2H), 4.48-4.52 (m, 1H), 4.66-4.71 (m, 1H), 4.90-5.06 (m, 2H), 5.19-5.25 (dd, J = 17.24 and 7.39 Hz, 1H), 5.51-5.61 (m, 1H), 5.75-5.83 (m, 1H), 7.12 (s, 1H); MS (ESI $^+$): m/z = 522 (MH $^+$).

[00329] *Step E*: Preparation of (*Z*)-(4*R*,6*S*,15*S*,17*R*)-2,14-dioxo-13-*N*-methyl-17-*tert*-butyldimethylsilyloxy-1,3,13-triazatricyclo[13.3.0.0]octadec-7-ene-4-carboxylic acid ethyl ester **52**. To a solution of compound **51** (708 mg, 1 eq.) in DCE (700 mL) (degassed for 45 min by bubbling nitrogen), the catalyst (Hoveyda-Grubbs Catalyst 2nd generation) (6%) was added. The reaction mixture was flushed with nitrogen for 15 min. After refluxed for 3 hrs, the reaction mixture was cooled down to room temperature, and poured onto a silica pad and eluted with EtOAc and then with EtOAc/MeOH. The crude product was purified by chromatography on silica gel to yield compound **52** as a yellow powder in 51% yield.

^1H NMR (DMSO- d_6 , 400 MHz): δ 1.05 (s, 6H), 0.85 (s, 9H), 1.01-1.07 (m, 1H), 1.11-1.15 (t, J = 7.29 Hz, 3H), 1.16-1.21 (m, 1H), 1.22-1.28 (m, 1H), 1.39-1.43 (m, 2H), 1.55-1.59 (m, 1H), 1.63-1.77 (m, 2H), 1.87-2.02 (m, 3H), 2.53-2.60 (m, 1H), 2.89 (s, 3H), 3.02-3.05 (dd, J = 9.67 and 2.97 Hz, 1H), 3.50-3.53 (dd, J = 10.04 and 6.01 Hz, 1H), 3.90-3.99 (m, 1H), 4.00-4.11 (m, 1H), 4.28-4.34 (td, J = 13.20 and 3.04 Hz, 1H), 4.58-4.60 (m, 1H), 4.66-4.69 (dd, J = 13.20 and 3.04 Hz, 1H), 5.32-5.38 (m, 1H), 5.40-5.47 (m, 1H), 7.04 (s, 1H); MS (ESI, EI $^+$): m/z = 494 (MH $^+$).

[00330] *Step F*: Preparation of (*Z*)-(4*R*,6*S*,15*S*,17*R*)-2,14-dioxo-17-hydroxy-13-*N*-methyl-1,3,13-triazatricyclo[13.3.0.0]octadec-7-ene-4-carboxylic acid ethyl ester **53**. Under nitrogen atmosphere and at room temperature, a solution of TBAF (1M in THF, 1.3 mL, 2 eq.) was added dropwise to a solution of compound **52** (330 mg, 1 eq.) in THF (2 mL). The reaction mixture was stirred for 2 hrs at room temperature. The solvent was removed under reduced pressure. The residue was dissolved in DCM, washed twice with brine, dried over

sodium sulfate, and concentrated under vacuum. The residue was purified by chromatography on silica gel to yield compound **53** as a brown solid in 94% yield.

^1H NMR ($\text{DMSO}-d_6$, 400 MHz): δ 1.02-1.07 (m, 1H), 1.12-1.15 (t, $J = 6.89$ Hz, 3H), 1.20-1.27 (m, 2H), 1.33-1.38 (m, 1H), 1.40-1.43 (dd, $J = 4.50$ and 4.76 Hz, 1H), 1.56-1.59 (dd, $J = 4.50$ and 4.96 Hz, 1H), 1.65-1.69 (m, 1H), 1.73-1.79 (m, 2H), 1.94-2.05 (m, 2H), 2.54-2.66 (m, 1H), 2.89 (s, 3H), 3.07 (d, $J = 10.32$ Hz, 1H), 3.34-3.37 (dd, $J = 4.97$ and 4.90 Hz, 1H), 3.90-3.98 (m, 1H), 4.04-4.12 (m, 1H), 4.29-4.33 (m, 1H), 4.36-4.38 (m, 1H), 4.65-4.68 (dd, $J = 5.55$ and 2.60 Hz, 1H), 5.00 (d, $J = 4.68$ Hz, 1H), 5.32-5.37 (m, 1H), 5.40-5.47 (m, 1H), 6.95 (s, 1H); MS (ESI, EI^+): $m/z = 380$ (MH^+).

[00331] *Step G:* Preparation of (Z)-(4*R*,6*S*,15*S*,17*S*)-17-[8-fluoro-7-methoxy-2-(4-isopropylthiazol-2-yl)quinolin-4-yloxy]-13-*N*-methyl-2,14-dioxo-1,3,13-triazatricyclo[13.3.0.0]octadec-7-ene-4-carboxylic acid ethyl ester **54c**. To a solution compound **53** (240 mg, 1 eq.), compound **43c** (201 mg, 1 eq.), and triphenylphosphine (331 mg, 2 eq) in THF (60 mL) was added dropwise DIAD (249 μL , 2 eq.) under nitrogen at 0 °C. The reaction mixture was stirred at room temperature overnight. The solvent was then evaporated. The residue was dissolved in EtOAc, washed with a NaHCO_3 saturated solution and brine, and dried on sodium sulfate. The solvent was removed under reduced pressure and the residue was purified by chromatography on silica gel to yield compound **54c** in 61% yield.

MS (ESI, EI^+): $m/z = 680$ (MH^+).

[00332] *Step H:* Preparation of (Z)-(4*R*,6*S*,15*S*,17*S*)-17-[7-methoxy-2-(4-isopropylthiazol-2-yl)quinolin-4-yloxy]-13-*N*-methyl-2,14-dioxo-1,3,13-triazatricyclo[13.3.0.0]octadec-7-ene-4-carboxylic acid ethyl ester **54a**. Compound **54a** was synthesized from compound **53** and compound **43a** in 68% yield, following the procedure as described for compound **54c**.

MS (ESI, EI^+): $m/z = 662$ (MH^+).

[00333] *Step I:* Preparation of (Z)-(4*R*,6*S*,15*S*,17*S*)-17-[7-methoxy-8-methyl-2-(4-isopropylthiazol-2-yl)quinolin-4-yloxy]-13-*N*-methyl-2,14-dioxo-1,3,13-triazatricyclo[13.3.0.0]octadec-7-ene-4-carboxylic acid ethyl ester **54b**. Compound **54b** was synthesized from compound **53** and compound **43b** in 42% yield, following the procedure as described for compound **54c**.

MS (ESI, EI^+): $m/z = 676$ (MH^+).

[00334] *Step J:* Preparation of (Z)-(4*R*,6*S*,15*S*,17*S*)-17-[8-chloro-7-methoxy-2-(4-isopropylthiazol-2-yl)quinolin-4-yloxy]-13-*N*-methyl-2,14-dioxo-1,3,13-triazatricyclo-

[13.3.0.0]octadec-7-ene-4-carboxylic acid ethyl ester **54d**. Compound **54d** was synthesized from compound **53** and compound **43d** in 48% yield, following the procedure as described for compound **54c**.

MS (ESI, EI⁺): m/z = 696 (MH⁺).

[00335] *Step K*: Preparation of (Z)-(4*R*,6*S*,15*S*,17*S*)-17-[5,7-dimethoxy-2-(4-isopropylthiazol-2-yl)quinolin-4-yloxy]-13-*N*-methyl-2,14-dioxo-1,3,13-triazatricyclo-[13.3.0.0]octadec-7-ene-4-carboxylic acid ethyl ester **54e**. Compound **54e** was synthesized from compound **53** and compound **43e** in 89% yield, following the procedure as described for compound **54c**.

MS (ESI, EI⁺): m/z = 693 (MH⁺).

[00336] *Step L*: Preparation of (Z)-(4*R*,6*S*,15*S*,17*S*)-17-[6-methoxy-8-methyl-2-(4-isopropylthiazol-2-yl)quinolin-4-yloxy]-13-*N*-methyl-2,14-dioxo-1,3,13-triazatricyclo-[13.3.0.0]octadec-7-ene-4-carboxylic acid ethyl ester **54f**. Compound **54f** was synthesized from compound **53** and compound **43f** as a beige solid in 60% yield, following the procedure as described for compound **54c**.

MS (ESI, EI⁺): m/z = 676 (MH⁺).

[00337] *Step M*: Preparation of (Z)-(4*R*,6*S*,15*S*,17*S*)-17-[7-chloro-6-methoxy-2-(4-isopropylthiazol-2-yl)quinolin-4-yloxy]-13-*N*-methyl-2,14-dioxo-1,3,13-triazatricyclo-[13.3.0.0]octadec-7-ene-4-carboxylic acid ethyl ester **54g**. Compound **54g** was synthesized from compound **53** and compound **43g** as a white solid in 57% yield, following the procedure as described for compound **54c**.

MS (ESI, EI⁺): m/z = 696 (MH⁺).

[00338] *Step N*: Preparation of (Z)-(4*R*,6*S*,15*S*,17*S*)-17-[8-bromo-7-methoxy-2-(4-isopropylthiazol-2-yl)quinolin-4-yloxy]-13-*N*-methyl-2,14-dioxo-1,3,13-triazatricyclo-[13.3.0.0]octadec-7-ene-4-carboxylic acid ethyl ester **54h**. Compound **54h** was synthesized from compound **53** and compound **43h** as a beige solid in 80% yield, following the procedure as described for compound **54c**.

MS (ESI, EI⁺): m/z = 740 (MH⁺).

[00339] *Step O*: Preparation of (Z)-(4*R*,6*S*,15*S*,17*S*)-17-[8-fluoro-7-methoxy-2-(4-isopropylthiazol-2-yl)quinolin-4-yloxy]-13-*N*-methyl-2,14-dioxo-1,3,13-triazatricyclo[13.3.0.0]octadec-7-ene-4-carboxylic acid **55c**. A solution of compound **54c**

(453 mg, 1 eq.) and LiOH (75.8 mg, 5 eq.) in water/THF was stirred overnight at room temperature. THF was evaporated and the aqueous layer was acidified to pH = 6 with 1M aqueous hydrochloric acid. The product was extracted three times with EtOAc. The combined organic layers were washed with brine, dried on sodium sulfate, and concentrated under reduced pressure. The residue was purified by chromatography on silica gel to yield compound **55c** as a white powder in 44% yield.

MS (ESI, EI⁺): m/z = 652 (MH⁺).

[00340] *Step P:* Preparation of (Z)-(4R,6S,15S,17S)-17-[7-methoxy-2-(4-isopropylthiazol-2-yl)quinolin-4-yloxy]-13-N-methyl-2,14-dioxo-1,3,13-triazatricyclo[13.3.0.0]octadec-7-ene-4-carboxylic acid **55a**. Compound **55a** was synthesized from compound **54a** as a white solid in 22% yield, following the procedure as described for compound **55c**.

¹H NMR (CDCl₃, 400 MHz): δ 1.20-1.26 (m, 2H), 1.28-1.34 (m, 2H), 1.08 (d, J = 6.77 Hz, 6H), 1.55-1.62 (m, 2H), 1.81-1.86 (t, J = 7.20 Hz, 1H), 1.90-1.93 (m, 1H), 2.23-2.37 (m, 2H), 2.63 (d, J = 13.90 Hz, 1H), 2.82-2.90 (m, 1H), 2.96-3.02 (m, 1H), 3.05 (s, 3H), 3.18-3.25 (m, 1H), 3.79-3.83 (t, J = 7.79 Hz, 1H), 3.97 (s, 3H), 4.01-4.05 (t, J = 7.75 Hz, 1H), 4.59-4.65 (td, J = 14.00 and 2.70 Hz, 1H), 4.89-4.92 (t, J = 10.50 Hz, 1H), 4.97-5.00 (m, 1H), 5.14 (s, 1H), 5.48-5.55 (m, 1H), 5.63-5.69 (td, J = 11.00 and 4.47 Hz, 1H), 7.07 (s, 1H), 7.11-7.14 (dd, J = 9.20 and 2.40 Hz, 1H), 7.37 (dd, J = 2.40 Hz, 1H), 7.55 (s, 1H), 8.01 (d, J = 9.20 Hz, 1H); MS (ESI, EI⁺): m/z = 634 (MH⁺).

[00341] *Step Q:* Preparation of (Z)-(4R,6S,15S,17S)-17-[7-methoxy-8-methyl-2-(4-isopropylthiazol-2-yl)quinolin-4-yloxy]-13-N-methyl-2,14-dioxo-1,3,13-triazatricyclo[13.3.0.0]octadec-7-ene-4-carboxylic acid **55b**. Compound **55b** was synthesized from compound **54b** as a white solid in 25% yield, following the procedure as described for compound **55c**.

¹H NMR (CDCl₃, 400 MHz): δ 0.84-0.89 (m, 2H), 1.20-1.23 (t, J = 6.90 Hz, 2H), 1.28-1.34 (m, 2H), 1.40 (d, J = 6.93 Hz, 6H), 1.56-1.58 (m, 2H), 1.81-1.85 (t, J = 7.00 Hz, 1H), 1.86-1.93 (m, 1H), 2.21-2.27 (m, 1H), 2.62 (d, J = 13.20 Hz, 1H), 2.70 (s, 3H), 2.82-2.90 (m, 1H), 3.04 (s, 3H), 3.17-3.24 (m, 1H), 3.46-3.51 (q, J = 6.85 Hz, 1H), 3.78-3.82 (t, J = 7.60 Hz, 1H), 3.99 (s, 3H), 4.59-4.65 (t, J = 13.29 Hz, 1H), 4.89-4.99 (m, 2H), 5.11 (s, 1H), 5.47-5.54 (m, 1H), 5.63-5.69 (td, J = 5.54 and 4.45 Hz, 1H), 7.05 (s, 1H), 7.23 (d, J = 9.20 Hz, 1H), 7.50 (s, 1H), 7.98 (d, J = 9.20 Hz, 1H); MS (ESI, EI⁺): m/z = 648 (MH⁺).

[00342] *Step R:* Preparation of (Z)-(4R,6S,15S,17S)-17-[8-chloro-7-methoxy-2-(4-isopropylthiazol-2-yl)quinolin-4-yloxy]-13-N-methyl-2,14-dioxo-1,3,13-

triazatricyclo[13.3.0.0]octadec-7-ene-4-carboxylic acid **55d**. Compound **55d** was synthesized from compound **54d** as a white solid in 15% yield, following the procedure as described for compound **55c**.

¹H NMR (CDCl₃, 400 MHz): δ 1.26-1.34 (m, 2H), 1.39-1.41 (d, J = 6.40 Hz, 6H), 1.55-1.61 (m, 6H), 1.82-1.90 (m, 2H), 2.23-2.36 (m, 1H), 2.63 (d, J = 14.03 Hz, 1H), 2.81-2.90 (m, 1H), 3.05 (s, 3H), 3.18-3.26 (m, 1H), 3.81-3.86 (t, J = 7.68 Hz, 1H), 4.03-4.05 (m, 1H), 4.08 (s, 3H), 4.58-4.64 (td, J = 13.40 and 2.34 Hz, 1H), 4.89-4.95 (t, J = 10.69 Hz, 1H), 4.97-5.01 (dd, J = 5.01 and 4.01 Hz, 1H), 5.15 (s, 1H), 5.50-5.57 (m, 1H), 5.63-5.70 (td, J = 10.81 and 4.47 Hz, 1H), 7.10 (s, 1H), 7.27 (d, J = 9.20 Hz, 1H), 7.59 (s, 1H), 8.06 (d, J = 9.20 Hz, 1H); MS (ESI, EI⁺): m/z = 668 (MH⁺).

[00343] *Step S*: Preparation of (Z)-(4*R*,6*S*,15*S*,17*S*)-17-[5,7-dimethoxy-2-(4-isopropylthiazol-2-yl)quinolin-4-yloxy]-13-*N*-methyl-2,14-dioxo-1,3,13-triazatricyclo[13.3.0.0]octadec-7-ene-4-carboxylic acid **55e**. Compound **55e** was synthesized from compound **54e** as a white solid in 36% yield, following the procedure as described for compound **55c**.

MS (ESI, EI⁺): m/z = 664 (MH⁺).

[00344] *Step T*: Preparation of (Z)-(4*R*,6*S*,15*S*,17*S*)-17-[6-methoxy-8-methyl-2-(4-isopropylthiazol-2-yl)quinolin-4-yloxy]-13-*N*-methyl-2,14-dioxo-1,3,13-triazatricyclo[13.3.0.0]octadec-7-ene-4-carboxylic acid **55f**. Compound **55f** was synthesized from compound **54f** as a white solid in 10% yield, following the procedure as described for compound **55c**.

MS (ESI, EI⁺): m/z = 648 (MH⁺).

[00345] *Step U*: Preparation of (Z)-(4*R*,6*S*,15*S*,17*S*)-17-[7-chloro-6-methoxy-2-(4-isopropylthiazol-2-yl)quinolin-4-yloxy]-13-*N*-methyl-2,14-dioxo-1,3,13-triazatricyclo[13.3.0.0]octadec-7-ene-4-carboxylic acid **55g**. Compound **55g** was synthesized from compound **54g** as a white solid in 40% yield, following the procedure as described for compound **55c**.

MS (ESI, EI⁺): m/z = 668 (MH⁺).

[00346] *Step V*: Preparation of (Z)-(4*R*,6*S*,15*S*,17*S*)-17-[8-bromo-7-methoxy-2-(4-isopropylthiazol-2-yl)quinolin-4-yloxy]-13-*N*-methyl-2,14-dioxo-1,3,13-triazatricyclo[13.3.0.0]octadec-7-ene-4-carboxylic acid **55h**. Compound **55h** was synthesized from compound **54h** as a beige solid in 90% yield, following the procedure as described for compound **55c**.

MS (ESI, EI^+): $m/z = 713$ (MH^+).

[00347] *Step W*: Preparation of (Z)-(4*R*,6*S*,15*S*,17*S*)-[17-[8-fluoro-7-methoxy-2-(4-isopropylthiazol-2-yl)quinolin-4-yloxy]-13-*N*-methyl-2,14-dioxo-1,3,13-triazatricyclo[13.3.0.0]octadec-7-en-4-yl]carbonyl(1-methyl-cyclopropyl)sulfonamide **56c**. Under nitrogen, a solution of compound **55c** (76 mg, 1 eq.) and CDI (37.6 mg, 2 eq.) in THF (6 mL) was heated under microwaves radiations to 80 °C for 50 min. 1-Methyl-cyclopropylsulfonamide (31.32 mg, 4 eq.) and DBU (35.3 mg, 2 eq.) were then added under nitrogen. The reaction mixture was heated under microwaves radiations to 80 °C for additional 90 min. The solvent was removed under reduced pressure and the residue was purified by chromatography on silica gel to yield compound **56c** as a white solid in 22% yield.

^1H NMR ($\text{DMSO}-d_6$, 400 MHz): δ 0.86 (m, 2H), 1.09-1.12 (m, 1H), 1.21-1.23 (m, 1H), 1.34 (d, $J = 6.54$ Hz, 6H), 1.39 (s, 3H), 1.45-1.58 (m, 5H), 1.83-1.85 (m, 1H), 2.00-2.03 (m, 1H), 2.20-2.25 (m, 2H), 2.55-2.59 (m, 1H), 2.71 (s, 1H), 2.75-2.80 (m, 1H), 2.87 (s, 1H), 2.90-2.95 (m, 1H), 2.97 (s, 3H), 3.12-3.18 (m, $J = 6.87$ Hz, 1H), 3.49-3.53 (m, 1H), 4.00 (s, 3H), 4.08-4.12 (t, $J = 8.20$ Hz, 1H), 4.39-4.45 (t, $J = 12.97$ Hz, 1H), 4.78-4.83 (t, $J = 10.45$ Hz, 1H), 4.91-4.95 (m, 1H), 5.52-5.54 (m, 1H), 5.65 (brs, 1H), 7.57-7.60 (m, 3H), 7.86-7.89 (d, $J = 9.52$ Hz, 1H), 11.70 (s, 1H); MS (ESI, EI^+): $m/z = 769$ (MH^+).

[00348] *Step X*: Preparation of (Z)-(4*R*,6*S*,15*S*,17*S*)-[17-[7-methoxy-2-(4-isopropylthiazol-2-yl)quinolin-4-yloxy]-13-*N*-methyl-2,14-dioxo-1,3,13-triazatricyclo[13.3.0.0]octadec-7-en-4-yl]carbonyl(1-methyl-cyclopropyl)sulfonamide **56a**. Compound **56a** was synthesized from compound **55a** as a white solid in 20% yield, following the procedure as described for compound **56c**.

^1H NMR (CDCl_3 , 400 MHz): δ 0.74 (m, 2H), 1.10-1.22 (m, 3H), 1.32 (d, $J = 6.51$ Hz, 6H), 1.53 (s, 3H), 1.50-1.64 (m, 6H), 1.73-1.85 (m, 2H), 2.14-2.19 (m, 1H), 2.36-2.37 (m, 1H), 2.51-2.54 (m, 1H), 2.77-2.81 (m, 1H), 2.97 (s, 3H), 3.13-3.15 (m, 1H), 3.69-3.71 (m, 1H), 3.89 (s, 3H), 3.92-3.97 (m, 1H), 4.51-4.58 (t, $J = 13.51$ Hz, 1H), 4.81-4.88 (m, 2H), 4.98 (s, 1H), 5.42-5.45 (m, 1H), 5.55-5.60 (m, 1H), 6.98 (s, 1H), 7.03-7.06 (d, $J = 8.64$ Hz, 1H), 7.19 (s, 1H), 7.49 (s, 1H), 7.93 (d, $J = 8.64$ Hz, 1H), 11.08 (s, 1H); MS (ESI, EI^+): $m/z = 751$ (MH^+).

[00349] *Step Y*: Preparation of (Z)-(4*R*,6*S*,15*S*,17*S*)-[17-[7-methoxy-8-methyl-2-(4-isopropylthiazol-2-yl)quinolin-4-yloxy]-13-*N*-methyl-2,14-dioxo-1,3,13-triazatricyclo[13.3.0.0]octadec-7-en-4-yl]carbonyl(1-methyl-cyclopropyl)sulfonamide **56b**. Compound **56b** was synthesized from compound **55b** as a white solid in 14% yield, following the procedure as described for compound **56c**.

¹H NMR (CDCl₃, 400 MHz): δ 0.82-0.89 (m, 6H), 1.40 (d, *J* = 6.60 Hz, 6H), 1.53 (s, 3H), 1.65-1.76 (m, 2H), 1.81-1.84 (m, 1H), 1.91-1.95 (m, 2H), 2.19-2.25 (m, 1H), 2.41-2.49 (m, 1H), 2.21-2.25 (m, 1H), 2.59-2.63 (d, *J* = 13.63 Hz, 1H), 2.70 (s, 3H), 2.86 (d, *J* = 5.52 Hz, 1H), 2.90-3.03 (m, 2H), 3.06 (s, 3H), 3.21-3.24 (m, 1H), 3.75-3.79 (t, *J* = 7.60 Hz, 1H), 4.00 (s, 3H), 4.60-4.66 (t, *J* = 13.30 Hz, 1H), 4.89-4.98 (m, 2H), 5.04 (s, 1H), 5.49-5.53 (m, 1H), 5.61-5.68 (m, 1H), 7.05 (s, 1H), 7.21-7.24 (d, *J* = 9.09 Hz, 1H), 7.54 (s, 1H), 7.97-8.00 (d, *J* = 9.07 Hz, 1H), 11.16 (s, 1H); MS (ESI, EI⁺): *m/z* = 765 (MH⁺).

[00350] *Step Z*: Preparation of (Z)-(4*R*,6*S*,15*S*,17*S*)-[17-[8-chloro-7-methoxy-2-(4-isopropylthiazol-2-yl)quinolin-4-yloxy]-13-*N*-methyl-2,14-dioxo-1,3,13-triazatricyclo[13.3.0.0]octadec-7-en-4-yl]carbonyl(1-methyl-cyclopropyl)sulfonamide **56d**. Compound **56d** was synthesized from compound **55d** as a white solid in 15% yield, following the procedure as described for compound **56c**.

¹H NMR (CDCl₃, 400 Hz): δ 0.82 (m, 2H), 1.28 (s, 2H), 1.40 (d, *J* = 6.93 Hz, 6H), 1.57 (m, 8H), 1.87-1.93 (m, 2H), 2.22-2.24 (m, 1H), 2.43-2.46 (m, 1H), 2.60 (d, *J* = 13.85 Hz, 1H), 2.84-2.90 (m, 1H), 2.97-3.00 (m, 1H), 3.06 (s, 3H), 3.20-3.23 (m, 1H), 3.79-3.81 (m, 1H), 4.04-4.06 (m, 1H), 4.07 (s, 3H), 4.37 (d, *J* = 6.93 Hz, 1H), 4.58-4.66 (t, *J* = 13.85 Hz, 1H), 4.89-4.95 (m, 2H), 5.06 (s, 1H), 5.52-5.54 (m, 1H), 5.64-5.66 (m, 1H), 7.10 (s, 1H), 7.21-7.24 (d, *J* = 9.70 Hz, 1H), 7.59 (s, 1H), 8.05 (d, *J* = 9.70 Hz, 1H), 11.13 (s, 1H); MS (ESI, EI⁺): *m/z* = 785 (MH⁺).

[00351] *Step AA*: Preparation of (Z)-(4*R*,6*S*,15*S*,17*S*)-[17-[5,7-dimethoxy-2-(4-isopropylthiazol-2-yl)quinolin-4-yloxy]-13-*N*-methyl-2,14-dioxo-1,3,13-triazatricyclo[13.3.0.0]octadec-7-en-4-yl]carbonyl(1-methyl-cyclopropyl)sulfonamide **56e**. Compound **56e** was synthesized from compound **55e** as a white solid in 48% yield, following the procedure as described for compound **56c**.

MS (ESI, EI⁺): *m/z* = 781 (MH⁺).

[00352] *Step AB*: Preparation of (Z)-(4*R*,6*S*,15*S*,17*S*)-[17-[6-methoxy-8-methyl-2-(4-isopropylthiazol-2-yl)quinolin-4-yloxy]-13-*N*-methyl-2,14-dioxo-1,3,13-triazatricyclo[13.3.0.0]octadec-7-en-4-yl]carbonyl(1-methyl-cyclopropyl)sulfonamide **56f**. Compound **56f** was synthesized from compound **55f** as a white solid in 23% yield, following the procedure as described for compound **56c**.

MS (ESI, EI⁺): *m/z* = 765 (MH⁺).

[00353] *Step AC*: Preparation of (Z)-(4*R*,6*S*,15*S*,17*S*)-[17-[7-chloro-6-methoxy-2-(4-isopropylthiazol-2-yl)quinolin-4-yloxy]-13-*N*-methyl-2,14-dioxo-1,3,13-

triazatricyclo[13.3.0.0]octadec-7-en-4-yl]carbonyl(1-methyl-cyclopropyl)sulfonamide **56g**. Compound **56g** was synthesized from compound **55g** as a white solid in 20% yield, following the procedure as described for compound **56c**.

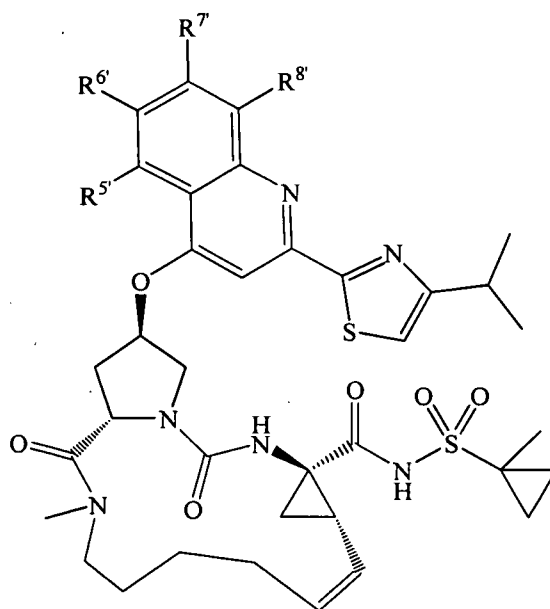
MS (ESI, EI⁺): m/z = 785 (MH⁺).

[00354] *Step AD:* Preparation of (Z)-(4*R*,6*S*,15*S*,17*S*)-[17-[8-bromo-7-methoxy-2-(4-isopropylthiazol-2-yl)quinolin-4-yloxy]-13-*N*-methyl-2,14-dioxo-1,3,13-triazatricyclo[13.3.0.0]octadec-7-en-4-yl]carbonyl(1-methyl-cyclopropyl)sulfonamide **56h**. Compound **56h** was synthesized from compound **55h** as a white solid in 18% yield, following the procedure as described for compound **56c**.

MS (ESI, EI⁺): m/z = 831 (MH⁺).

Example 5

Preparation of Macrocyclic Compounds **61**

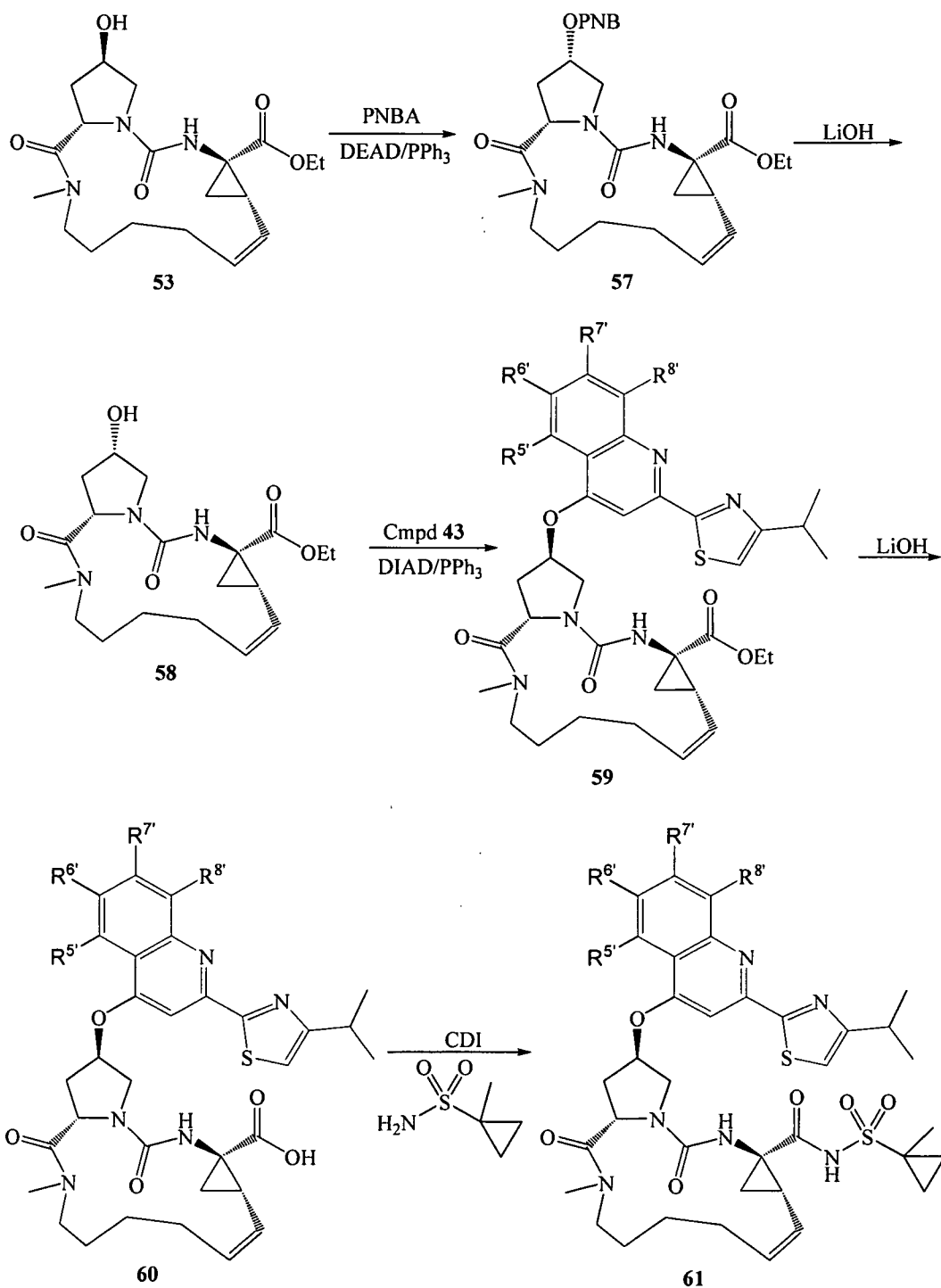


- 61a:** R^{5'} = H, R^{6'} = H, R^{7'} = OCH₃, R^{8'} = H
61b: R^{5'} = H, R^{6'} = H, R^{7'} = OCH₃, R^{8'} = CH₃
61c: R^{5'} = H, R^{6'} = H, R^{7'} = OCH₃, R^{8'} = F
61d: R^{5'} = H, R^{6'} = H, R^{7'} = OCH₃, R^{8'} = Cl
61e: R^{5'} = OCH₃, R^{6'} = H, R^{7'} = OCH₃, R^{8'} = H
61f: R^{5'} = H, R^{6'} = OCH₃, R^{7'} = H, R^{8'} = CH₃
61g: R^{5'} = H, R^{6'} = OCH₃, R^{7'} = Cl, R^{8'} = H
61h: R^{5'} = H, R^{6'} = H, R^{7'} = OCH₃, R^{8'} = Br

[00355] The syntheses of macrocyclic compounds **61** are illustrated with compound

61d as shown in Scheme 11, where R^{5'}, R^{6'}, R^{7'}, and R^{8'} in compounds **59** and **60** are the same as defined for compounds **61**. The same procedures are also applicable to other compounds **61**.

Scheme 11



[00356] *Step A:* Preparation of (Z)-(4R,6S,15S,17S)-2,14-dioxo-13-N-methyl-17-(4-nitrobenzoyloxy)-1,3,13-triazatricyclo[13.3.0.0]octadec-7-ene-4-carboxylic acid ethyl ester

57. To a stirred solution of compound **52** (500 mg, 1 eq.), 4-nitro-benzoic acid (290 mg, 1.2 eq.), and triphenylphosphine (450 mg, 1.2 eq.) in dry THF (10 mL) was added DEAD (300 mg, 1.2 eq.) under nitrogen at 0°C. The reaction mixture was stirred for 3 hrs at room temperature and concentrated under reduced pressure. The crude material was purified by flash chromatography on silica gel to yield compound **57** in 16% yield.

MS (ESI, EI⁺): m/z = 529(MH⁺).

[00357] *Step B:* Preparation of (Z)-(4R,6S,15S,17S)-2,14-dioxo-17-hydroxy-13-N-methyl-1,3,13-triazatricyclo[13.3.0.0]octadec-7-ene-4-carboxylic acid ethyl ester **58**. A solution of compound **57** (700 mg, 1 eq.) and LiOH (75.8 mg, 5 eq.) in water/THF was stirred at room temperature until the reaction was complete. THF was evaporated and the aqueous layer acidified to pH= 6 with 1M aqueous hydrochloric acid. The product was extracted three times with ethyl acetate. The combined organic layers were washed with brine and dried over sodium sulfate. The solvent was removed under reduced pressure and the residue was purified by chromatography on silica gel to give compound **58** in 70% yield.

MS (ESI, EI⁺): m/z = 380(MH⁺).

[00358] *Step C:* Preparation of (Z)-(4R,6S,15S,17R)-17-[8-chloro-7-methoxy-2-(4-isopropylthiazol-2-yl)quinolin-4-yloxy]-13-N-methyl-2,14-dioxo-1,3,13-triazatricyclo[13.3.0.0]octadec-7-ene-4-carboxylic acid ethyl ester **59d**. Compound **59d** was synthesized from compound **58** and compound **43d** in 50% yield, following the procedure as described for compound **54c**.

MS (ESI, EI⁺): m/z = 696(MH⁺).

[00359] *Step D:* Preparation of (Z)-(4R,6S,15S,17R)-17-[8-chloro-7-methoxy-2-(4-isopropylthiazol-2-yl)quinolin-4-yloxy]-13-N-methyl-2,14-dioxo-1,3,13-triazatricyclo[13.3.0.0]octadec-7-ene-4-carboxylic acid **60d**. Compound **60d** was synthesized from compound **59d** as a white solid in 40% yield, following the procedure as described for compound **55c**.

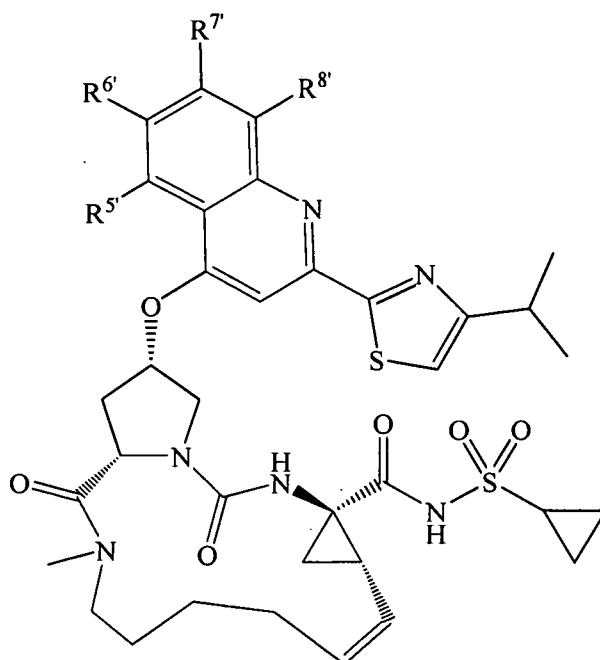
¹H NMR (DMSO-*d*₆, 400 MHz): δ 1.26-1.34 (m, 4H), 1.33 (d, J = 6.40 Hz, 6H), 1.41-1.50 (m, 3H), 1.82-1.90 (m, 2H), 1.97-2.01 (m, 1H), 2.23-2.36 (m, 2H), 2.63 (d, J = 14.03 Hz, 2H), 2.96 (s, 3H), 3.12-3.15 (m, 1H), 3.62-3.65 (d, J = 11.30 Hz, 1H), 3.77-3.81 (m, 1H), 4.02 (s, 3H), 4.58-4.64 (td, J = 13.40 and 2.34 Hz, 1H), 4.89-4.95 (t, J = 10.69 Hz, 1H), 5.25 (s, 1H), 5.44 (m, 1H), 5.65 (s, 1H), 7.51 (s, 1H), 7.54 (s, 1H), 7.56 (d, J = 9.78, 1H), 8.17 (d, J = 9.78 Hz, 1H); MS (ESI, EI⁺): m/z = 668(MH⁺).

[00360] *Step E:* Preparation of (Z)-(4*R*, 6*S*, 15*S*, 17*R*)-[17-[8-chloro-7-methoxy-2-(4-isopropylthiazol-2-yl)quinolin-4-yloxy]-13-*N*-methyl-2,14-dioxo-1,3,13-triazatricyclo[13.3.0.0]octadec-7-en-4-yl]carbonyl(1-methyl-cyclopropyl)sulfonamide **61d**. Compound **61d** was synthesized from compound **60d** as a white solid in 15% yield, following the procedure as described for compound **56c**.

¹H NMR (DMSO-*d*₆, 400 MHz): δ 0.82 (m, 2H), 1.06-1.09 (t, *J* = 7.50 Hz, 2H), 1.21-1.26 (m, 2H), 1.34 (d, *J* = 6.93 Hz, 6H), 1.37 (s, 3H), 1.44-1.59 (m, 5H), 1.85-1.88 (t, *J* = 13.26 Hz, 1H), 2.16-2.20 (q, *J* = 9.36 Hz, 1H), 2.22-2.24 (m, 1H), 2.56-2.60 (d, *J* = 13.26 Hz, 2H), 2.66-2.77 (m, 3H), 3.00 (s, 3H), 3.12-3.18 (m, 1H), 3.34-3.39 (q, *J* = 7.02 Hz, 1H), 3.67-3.70 (d, *J* = 10.94 Hz, 1H), 3.81-3.85 (dd, *J* = 5.53 and 4.57 Hz, 1H), 4.02 (s, 3H), 4.39-4.45 (t, *J* = 13.46 Hz, 1H), 4.78-4.84 (t, *J* = 9.80 Hz, 1H), 5.08-5.06 (t, *J* = 7.04 Hz, 1H), 5.52-5.54 (m, 1H), 5.66-5.68 (m, 1H), 7.52 (s, 1H), 7.55-7.57 (d, *J* = 9.53 Hz, 1H), 7.59 (s, 1H), 8.18 (d, *J* = 9.53 Hz, 1H), 11.66 (s, 1H); MS (ESI, EI⁺): *m/z* = 785(MH⁺).

Example 6

Preparation of Macrocyclic Compounds **62**



- 62a:** R^{5'} = H, R^{6'} = H, R^{7'} = OCH₃, R^{8'} = H
62b: R^{5'} = H, R^{6'} = H, R^{7'} = OCH₃, R^{8'} = CH₃
62c: R^{5'} = H, R^{6'} = H, R^{7'} = OCH₃, R^{8'} = F
62d: R^{5'} = H, R^{6'} = H, R^{7'} = OCH₃, R^{8'} = Cl
62e: R^{5'} = OCH₃, R^{6'} = H, R^{7'} = OCH₃, R^{8'} = H
62f: R^{5'} = H, R^{6'} = OCH₃, R^{7'} = H, R^{8'} = CH₃
62g: R^{5'} = H, R^{6'} = OCH₃, R^{7'} = Cl, R^{8'} = H
62h: R^{5'} = H, R^{6'} = H, R^{7'} = OCH₃, R^{8'} = Br

[00361] The syntheses of macrocyclic compounds **62** are illustrated with compounds **62b**, **62d**, and **62f**. The same procedures are also applicable to other compounds **62**.

[00362] *Step A:* Preparation of (Z)-(4*R*,6*S*,15*S*,17*S*)-[17-[7-methoxy-8-methyl-2-(4-isopropylthiazol-2-yl)quinolin-4-yloxy]-13-*N*-methyl-2,14-dioxo-1,3,13-triazatricyclo[13.3.0.0]octadec-7-en-4-yl]carbonyl(cyclopropyl)sulfonamide **62b**. Compound **62b** was synthesized from compound **55b** and cyclopropylsulfonamide as a beige solid in 52% yield, following the procedure as described for compound **56c**.

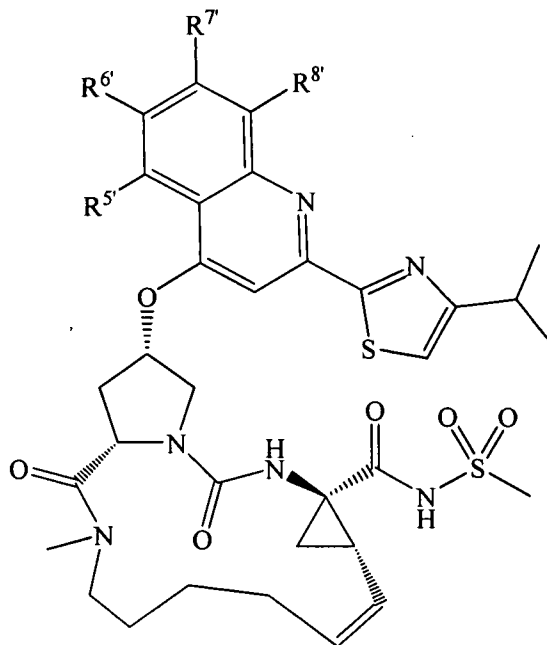
MS (ESI, EI⁺): m/z = 751 (MH⁺).

[00363] *Step B:* Preparation of (Z)-(4*R*,6*S*,15*S*,17*S*)-[17-[8-chloro-7-methoxy-2-(4-isopropylthiazol-2-yl)quinolin-4-yloxy]-13-*N*-methyl-2,14-dioxo-1,3,13-triazatricyclo[13.3.0.0]octadec-7-en-4-yl]carbonyl(cyclopropyl)sulfonamide **62d**. Compound **62d** was synthesized from compound **55d** and cyclopropylsulfonamide as a white solid in 15% yield, following the procedure as described for compound **56c**.

MS (ESI, EI⁺): m/z = 771 (MH⁺).

[00364] *Step C:* Preparation of (Z)-(4*R*,6*S*,15*S*,17*S*)-[17-[6-methoxy-8-methyl-2-(4-isopropylthiazol-2-yl)quinolin-4-yloxy]-13-*N*-methyl-2,14-dioxo-1,3,13-triazatricyclo[13.3.0.0]octadec-7-en-4-yl]carbonyl(cyclopropyl)sulfonamide **62f**. Compound **62f** was synthesized from compound **55f** and cyclopropylsulfonamide as a white solid in 37% yield, following the procedure as described for compound **56c**.

MS (ESI, EI⁺): m/z = 751 (MH⁺).

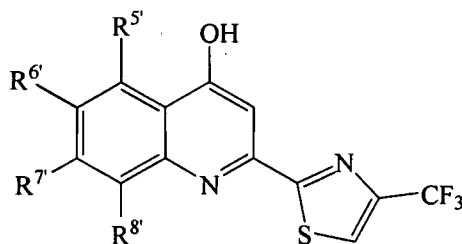
Example 7Preparation of Macrocyclic Compound 63

- 63a: $R^{5'} = H$, $R^{6'} = H$, $R^{7'} = OCH_3$, $R^{8'} = H$
 63b: $R^{5'} = H$, $R^{6'} = H$, $R^{7'} = OCH_3$, $R^{8'} = CH_3$
 63c: $R^{5'} = H$, $R^{6'} = H$, $R^{7'} = OCH_3$, $R^{8'} = F$
 63d: $R^{5'} = H$, $R^{6'} = H$, $R^{7'} = OCH_3$, $R^{8'} = Cl$
 63e: $R^{5'} = OCH_3$, $R^{6'} = H$, $R^{7'} = OCH_3$, $R^{8'} = H$
 63f: $R^{5'} = H$, $R^{6'} = OCH_3$, $R^{7'} = H$, $R^{8'} = CH_3$
 63g: $R^{5'} = H$, $R^{6'} = OCH_3$, $R^{7'} = Cl$, $R^{8'} = H$
 63h: $R^{5'} = H$, $R^{6'} = H$, $R^{7'} = OCH_3$, $R^{8'} = Br$

[00365] The syntheses of macrocyclic compounds **63** are illustrated with compound **63b**. The same procedures are also applicable to other compounds **63**.

[00366] Preparation of (Z)-(4*R*,6*S*,15*S*,17*S*)-17-[7-methoxy-8-methyl-2-(4-isopropylthiazol-2-yl)quinolin-4-yloxy]-13-*N*-methyl-2,14-dioxo-1,3,13-triazatricyclo[13.3.0.0]octadec-7-en-4-yl]carbonyl-methylsulfonamide **63b**. Compound **63b** was synthesized from compound **55b** and methanesulfonamide as a white solid in 24% yield, following the procedure as described for compound **56c**.

MS (ESI, El^+): $m/z = 725$ (MH^+).

Example 8Preparation of Substituted Quinolines 65

65a: $R^{5'} = H$, $R^{6'} = H$, $R^{7'} = OCH_3$, $R^{8'} = H$

65b: $R^{5'} = H$, $R^{6'} = H$, $R^{7'} = OCH_3$, $R^{8'} = CH_3$

65c: $R^{5'} = H$, $R^{6'} = H$, $R^{7'} = OCH_3$, $R^{8'} = F$

65d: $R^{5'} = H$, $R^{6'} = H$, $R^{7'} = OCH_3$, $R^{8'} = Cl$

65e: $R^{5'} = OCH_3$, $R^{6'} = H$, $R^{7'} = OCH_3$, $R^{8'} = H$

65f: $R^{5'} = H$, $R^{6'} = OCH_3$, $R^{7'} = H$, $R^{8'} = CH_3$

65g: $R^{5'} = H$, $R^{6'} = OCH_3$, $R^{7'} = Cl$, $R^{8'} = H$

65h: $R^{5'} = H$, $R^{6'} = H$, $R^{7'} = OCH_3$, $R^{8'} = Br$

[00367] The synthesis of substituted quinolines **65** are illustrated below with compounds **65b** and **65d**. The same procedures are also applicable to other compounds **65**. The substituents in intermediates **64** are the same as compounds **65**.

[00368] Preparation of *N*-(6-acetyl-3-methoxy-2-methylphenyl)-4-(trifluoromethyl)thiazole-2-carboxamide **64b**. Compound **64b** was synthesized from 4-(trifluoromethyl)-1,3-thiazole-2-carboxylic acid and 1-(2-amino-4-methoxy-3-methylphenyl)ethanone as a beige solid in 74% yield, following the procedure as described for compound **42a**.

1H NMR ($CDCl_3$, 400 MHz) δ 2.15 (s, 3H), 2.58 (s, 3H), 3.94 (s, 3H), 6.82 (d, $J = 8.55$ Hz, 1H), 7.78 (d, $J = 8.55$ Hz, 1H), 8.01 (s, 1H), 11.25 (s, 1H).

[00369] Preparation of *N*-(6-acetyl-2-chloro-3-methoxyphenyl)-4-(trifluoromethyl)thiazole-2-carboxamide **64d**. Compound **64d** was synthesized from 4-(trifluoromethyl)-1,3-thiazole-2-carboxylic acid and 1-(2-amino-3-chloro-4-methoxyphenyl)ethanone as a beige solid in 65% yield, following the procedure as described for compound **42a**.

[00370] Preparation of 7-methoxy-8-methyl-2-(4-(trifluoromethyl)thiazol-2-yl)-quinolin-4-ol **65b**. Compound **65b** was synthesized from compound **64b** as a yellow powder in 73% yield, following the procedure as described for compound **43a**.

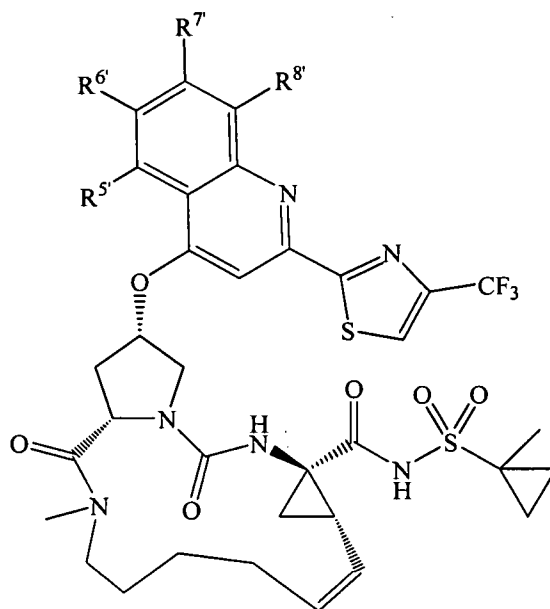
MS (ESI, EI⁺) m/z = 341 (MH⁺).

[00371] Preparation of 8-chloro-7-methoxy-2-(4-trifluoromethyl-thiazol-2-yl)-quinolin-4-ol **65d**. Compound **65d** was synthesized from compound **64d** as a yellow powder in 70% yield, following the procedure as described for compound **43a**.

MS (ESI, EI⁺) m/z = 361 (MH⁺).

Example 9

Preparation of Macrocyclic Compound **68**



- 68a:** R^{5'} = H, R^{6'} = H, R^{7'} = OCH₃, R^{8'} = H
68b: R^{5'} = H, R^{6'} = H, R^{7'} = OCH₃, R^{8'} = CH₃
68c: R^{5'} = H, R^{6'} = H, R^{7'} = OCH₃, R^{8'} = F
68d: R^{5'} = H, R^{6'} = H, R^{7'} = OCH₃, R^{8'} = Cl
68e: R^{5'} = OCH₃, R^{6'} = H, R^{7'} = OCH₃, R^{8'} = H
68f: R^{5'} = H, R^{6'} = OCH₃, R^{7'} = H, R^{8'} = CH₃
68g: R^{5'} = H, R^{6'} = OCH₃, R^{7'} = Cl, R^{8'} = H
68h: R^{5'} = H, R^{6'} = H, R^{7'} = OCH₃, R^{8'} = Br

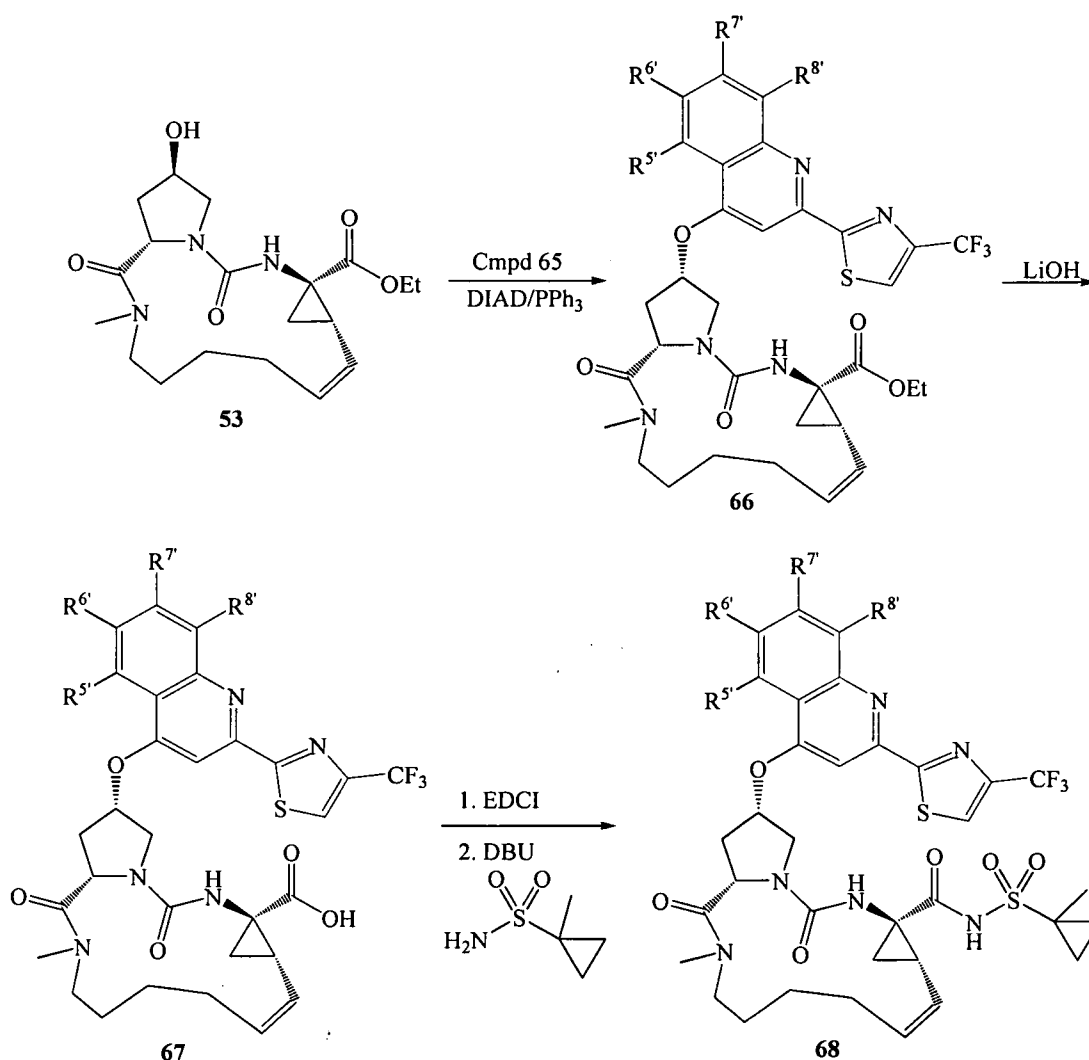
[00372] The synthesis of macrocyclic compounds **68** are illustrated below with compounds **68b** and **68d**, as shown in Scheme 12. The same procedures are also applicable to other macrocyclic compounds **68**. The substituents in intermediates **66** and **67** are the same as compounds **68**. The same procedures are also applicable to other compounds **68**.

[00373] *Step A:* Preparation of (Z)-(4*R*,6*S*,15*S*,17*S*)-[17-[7-methoxy-8-methyl-2-(4-trifluoromethylthiazol-2-yl)quinolin-4-yloxy]-13-*N*-methyl-2,14-dioxo-1,3,13-

triazatricyclo[13.3.0.0]octadec-7-en-4-yl]carboxylic acid ethyl ester **66b**. Compound **66b** was synthesized from compounds **53** and **65b** as a white solid in 60% yield, following the procedure as described for compound **54c**.

MS (ESI, EI⁺) m/z = 702 (MH⁺).

Scheme 12



[00374] *Step B:* Preparation of (Z)-(4*R*,6*S*,15*S*,17*S*)-[17-[8-chloro-7-methoxy-2-(4-trifluoromethylthiazol-2-yl)quinolin-4-yloxy]-13-*N*-methyl-2,14-dioxo-1,3,13-triazatricyclo[13.3.0.0]octadec-7-en-4-yl] carboxylic acid ethyl ester **66d**. Compound **66d** was synthesized from compounds **53** and **65d** as a pink solid in 90% yield, following the procedure as described for compound **54c**.

MS (ESI, EI⁺) m/z = 724 (MH⁺).

[00375] *Step C:* Preparation of (Z)-(4*R*,6*S*,15*S*,17*S*)-[17-[7-methoxy-8-methyl-2-(4-trifluoromethylthiazol-2-yl)quinolin-4-yloxy]-13-*N*-methyl-2,14-dioxo-1,3,13-triazatricyclo[13.3.0.0]octadec-7-en-4-yl]carboxylic acid **67b**. Compound **67b** was synthesized from compound **66b** as a white solid in 38% yield, following the procedure as described for compound **55c**.

MS (ESI, EI⁺) m/z = 674 (MH⁺).

[00376] *Step D:* Preparation of (Z)-(4*R*,6*S*,15*S*,17*S*)-[17-[8-chloro-7-methoxy-2-(4-trifluoromethylthiazol-2-yl)quinolin-4-yloxy]-13-*N*-methyl-2,14-dioxo-1,3,13-triazatricyclo[13.3.0.0]octadec-7-en-4-yl]carboxylic acid **67d**. Compound **67d** was synthesized from compound **66d** as a white solid in 16% yield, following the procedure as described for compound **55c**.

MS (ESI, EI⁺) m/z = 694 (MH⁺).

[00377] *Step E:* Preparation of (Z)-(4*R*,6*S*,15*S*,17*S*)-[17-[7-methoxy-8-methyl-2-(4-trifluoromethylthiazol-2-yl)quinolin-4-yloxy]-13-*N*-methyl-2,14-dioxo-1,3,13-triazatricyclo[13.3.0.0]octadec-7-en-4-yl] carbonyl(1-methylcyclopropyl)sulfonamide **68b**. Compound **68b** was synthesized from compound **67b** and 1-methylcyclopropylsulfonamide as a white solid in 40% yield, following the procedure as described for compound **56c**. ¹H NMR (CDCl₃, 400 MHz): δ 0.737 (m, 2H), 1.10-1.21 (m, 2H), 1.26-1.33 (m, 2H), 1.44 (s, 3H), 1.41-1.53 (m, 1H), 1.56-1.65 (m, 1H), 1.71-1.76 (m, 1H), 1.84 (dd, J = 6.2 and 8.1 Hz, 2H), 2.11 (dt, J = 5.7 and 13.5 Hz, 1H), 2.36 (dd, J = 9.3 and 18.9 Hz, 1H), 2.53 (dd, J = 3.0 and 13.5 Hz, 1H), 2.61 (s, 3H), 2.81 (ddd, J = 4.7, 12.4 and 17.1 Hz, 1H), 2.90-2.96 (m, 1H), 2.98 (s, 3H), 3.73 (dd, J = 7.0 and 8.3 Hz, 1H), 3.92 (s, 3H), 3.96 (t, J = 7.7, 1H), 4.54 (dd, J = 2.6 and 13.7 Hz, 1H), 4.84 (t, J = 10.7 Hz, 1H), 4.89 (dd, J = 5.3 and 8.9 Hz, 1H), 5.10 (s, 1H), 5.41 (q, J = 7.0 Hz, 1H), 5.56 (td, J = 5.8 and 10.8 Hz, 1H), 7.18 (d, J = 9.2 Hz, 1H), 7.42 (s, 1H), 7.80 (s, 1H), 7.94 (d, J = 9.2 Hz, 1H), 11.12 (s, 1H); MS (ESI, EI⁺) m/z = 791 (MH⁺).

MS (ESI, EI⁺) m/z = 791 (MH⁺).

[00378] *Step F:* Preparation of (Z)-(4*R*,6*S*,15*S*,17*S*)-[17-[8-chloro-7-methoxy-2-(4-trifluoromethylthiazol-2-yl)quinolin-4-yloxy]-13-*N*-methyl-2,14-dioxo-1,3,13-triazatricyclo[13.3.0.0]octadec-7-en-4-yl] carbonyl(1-methylcyclopropyl)sulfonamide **68d**.

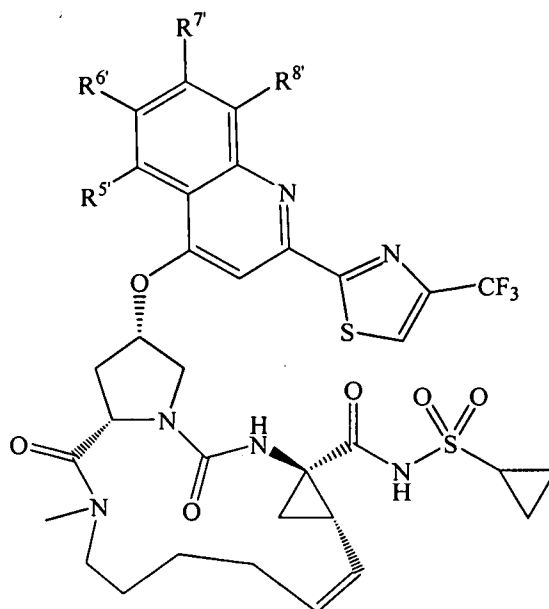
A solution of compound **67d** (502 mg, 1 eq.) and EDCI (200 mg, 1.4 eq.) in dry DCM (10 mL) was stirred at room temperature for 16 hrs. DBU (445 mg, 4 eq.) and 1-methylcyclopropylsulfonamide (402 mg, 4 eq.) were then added and the mixture was resumed for 16 hours. The crude material was purified by chromatography on silica gel to yield compound **68d** as a white solid in 37% yield.

[00379] ^1H NMR (CDCl_3 , 400 MHz): δ 0.73-0.81 (m, 2H), 1.10-1.21 (m, 2H), 1.26-1.34 (m, 2H), 1.45 (s, 3H), 1.42-1.46 (m, 1H), 1.57-1.65 (m, 1H), 1.72-1.76 (m, 1H), 1.86 (dd, $J = 8.45$ and 6.07 Hz, 2H), 2.13 (dt, $J = 13.65$ and 5.38 Hz, 1H), 2.36 (dd, $J = 19.27$ and 9.31 Hz, 1H), 2.51-2.55 (m, 1H), 2.76-2.88 (m, 1H), 2.91-2.98 (m, 1H), 2.99 (s, 3H), 3.76 (dd, $J = 8.41$ and 6.72 Hz, 1H), 3.97 (t, $J = 7.80$, 1H), 4.02 (s, 3H), 4.54 (dd, $J = 13.75$ and 2.63 Hz, 1H), 4.85 (t, $J = 10.7$ Hz, 1H), 4.91 (dd, $J = 8.91$ and 5 Hz, 1H), 5.04 (s, 1H), 5.42-5.49 (m, 1H), 5.57 (td, $J = 10.72$ and 5.79 Hz, 1H), 7.24 (d, $J = 9.2$ Hz, 1H), 7.50 (s, 1H), 7.85 (s, 1H), 8.02 (d, $J = 9.25$ Hz, 1H), 11.05 (s, 1H); MS (ESI, EI^+) $m/z = 811$ (MH^+).

MS (ESI, EI^+) $m/z = 811$ (MH^+).

Example 10

Preparation of Macrocyclic Compound 69



- 69a:** $R^{5'} = H, R^{6'} = H, R^{7'} = OCH_3, R^{8'} = H$
69b: $R^{5'} = H, R^{6'} = H, R^{7'} = OCH_3, R^{8'} = CH_3$
69c: $R^{5'} = H, R^{6'} = H, R^{7'} = OCH_3, R^{8'} = F$
69d: $R^{5'} = H, R^{6'} = H, R^{7'} = OCH_3, R^{8'} = Cl$
69e: $R^{5'} = OCH_3, R^{6'} = H, R^{7'} = OCH_3, R^{8'} = H$
69f: $R^{5'} = H, R^{6'} = OCH_3, R^{7'} = H, R^{8'} = CH_3$
69g: $R^{5'} = H, R^{6'} = OCH_3, R^{7'} = Cl, R^{8'} = H$
69h: $R^{5'} = H, R^{6'} = H, R^{7'} = OCH_3, R^{8'} = Br$

[00380] The synthesis of macrocyclic compounds **69** are illustrated below with compound **69b**. The same procedure is also applicable to other macrocyclic compounds **69**.

[00381] Preparation of (Z)-(4*R*,6*S*,15*S*,17*S*)-[17-[7-methoxy-8-methyl-2-(4-trifluoromethylthiazol-2-yl)quinolin-4-yloxy]-13-*N*-methyl-2,14-dioxo-1,3,13-triazatricyclo[13.3.0.0]octadec-7-en-4-yl] carbonyl(cyclopropyl)sulfonamide **69b**. Compound **69b** was synthesized from compound **67b** and cyclopropylsulfonamide as a white solid in 49% yield, following the procedure as described for compound **68d**. 1H NMR ($CDCl_3$, 400 MHz): δ 0.78-0.90 (m, 2H), 0.99-1.12 (m, 3H), 1.17-1.24 (m, 3H), 1.26-1.62 (m, 4H), 1.87 (dd, $J = 6.1$ and 8.5 Hz, 2H), 2.12 (dt, $J = 5.8$ and 13.5 Hz, 1H), 2.36 (dd, $J = 9.3$ and 19.2 Hz, 1H), 2.49-2.55 (m, 1H), 2.77-2.95 (m, 3H), 2.98 (s, 3H), 3.73 (m, 1H), 3.92 (s, 3H), 3.96-4.01 (m, 1H), 4.54 (dd, $J = 2.8$ and 13.9 Hz, 1H), 4.81-4.89 (m, 2H), 5.02 (s, 1H), 5.42 (qt, $J = 7.0$ Hz, 1H), 5.57 (td, $J = 5.7$ and 10.7 Hz, 1H), 7.19 (d, $J = 9.3$ Hz, 1H), 7.42 (s, 1H), 7.80 (s, 1H), 7.94 (d, $J = 9.3$ Hz, 1H), 11.13 (s, 1H); MS (ESI, EI^+) $m/z = 777$ (MH^+).

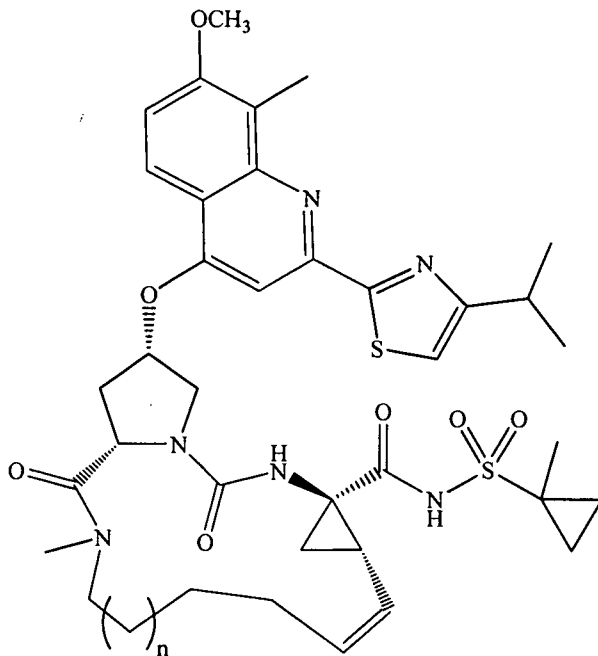
MS (ESI, EI⁺) m/z = 777 (MH⁺).

[00382] Preparation of (Z)-(4*R*,6*S*,15*S*,17*S*)-[17-[8-chloro-7-methoxy-2-(4-trifluoromethylthiazol-2-yl)quinolin-4-yloxy]-13-*N*-methyl-2,14-dioxo-1,3,13-triazatricyclo[13.3.0.0]octadec-7-en-4-yl] carbonyl(cyclopropyl)sulfonamide **69d**.

Compound **69d** was synthesized from compound **67d** and cyclopropylsulfonamide, following the procedure as described for compound **68d**. ¹H NMR (CDCl₃, 400 MHz): δ 0.90-0.98 (m, 1H), 1.06-1.19 (m, 2H), 1.23-1.31 (m, 3H), 1.35-1.54 (m, 4H), 1.87-1.94 (m, 1H), 1.95 (dd, J = 8.48 and 6.05 Hz, 2H), 2.21 (dt, J = 13.54 and 5.50 Hz, 1H), 2.58-2.63 (m, 1H), 2.89-2.96 (m, 1H), 2.98-3.04 (m, 1H), 3.05 (s, 3H), 3.83 (dd, J = 8.31 and 6.76 Hz, 1H), 4-4.05 (m, 1H), 4.09 (s, 3H), 4.57-4.65 (m, 1H), 4.89-4.94 (m, 1H), 4.95-4.98 (m, 1H), 5.05 (s, 1H), 5.53 (qt, J = 6.86 Hz, 1H), 5.65 (td, J = 10.75 and 5.65 Hz, 1H), 7.31 (d, J = 9.27 Hz, 1H), 7.57 (s, 1H), 7.92 (s, 1H), 8.09 (d, J = 9.27 Hz, 1H), 11.14 (s, 1H).

Example 11

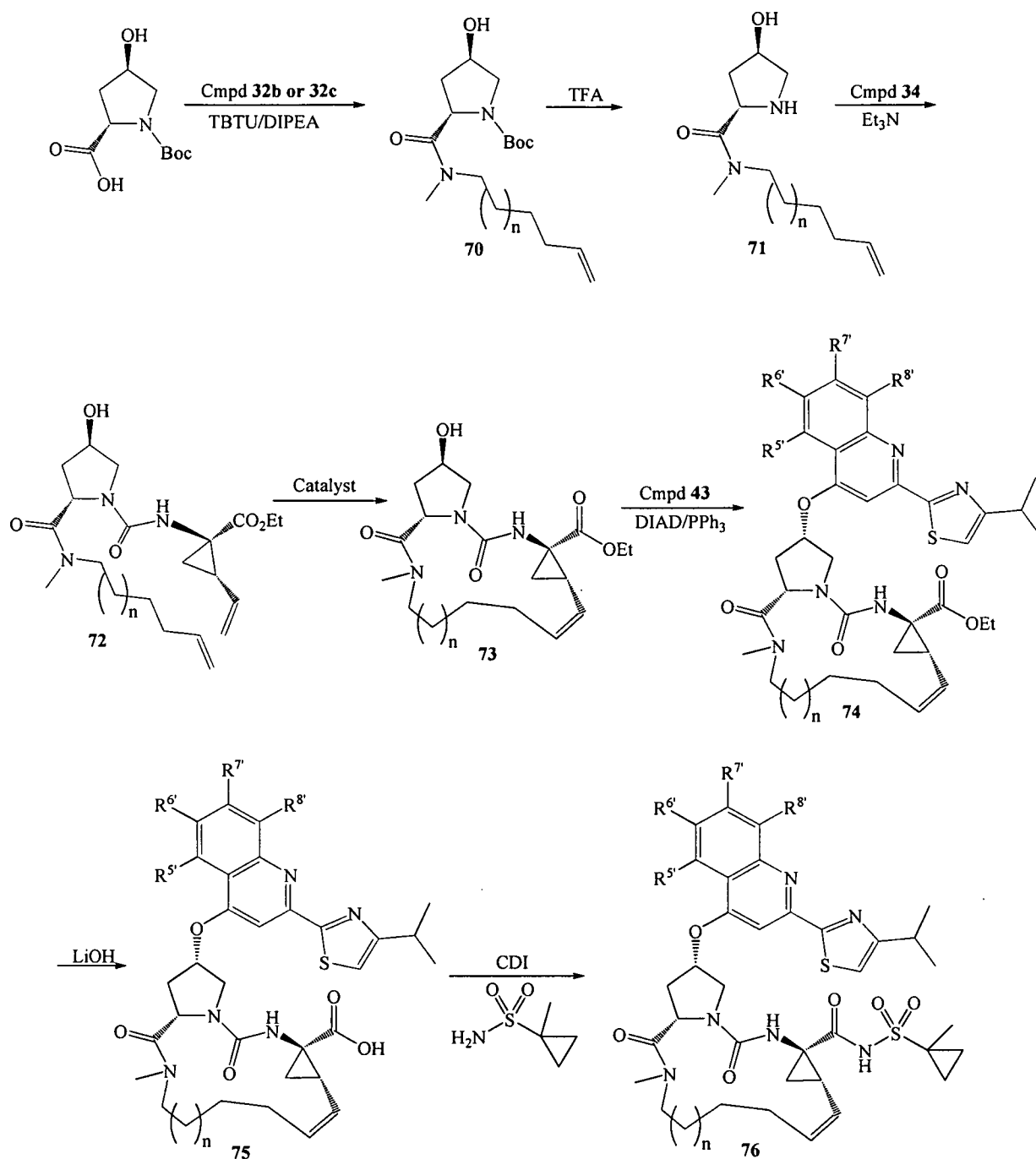
Preparation of Macrocyclic Compounds **76**



76a: $n = 1$;
76b: $n = 2$.

[00383] The syntheses of macrocyclic compounds **76** are shown in Scheme 13, where R^{5'}, R^{6'}, R^{7'}, and R^{8'} in compounds **74** and **75** are the same as defined in compounds **76**.

Scheme 13



[00384] *Step A:* Preparation of (2*S*,4*R*)-*tert*-butyl 2-(*N*-(hept-6-enyl)-*N*-methylcarbamoyl)-4-hydroxypyrrolidine-1-carboxylate **70a**. Compound **70a** was synthesized from compound **32b** and *cis-N*-Boc-4-hydroxy-L-proline as orange oil in quantitative yield, following the procedure as described for compound **48**.

¹H NMR (DMSO-*d*₆, 400 MHz) δ 1.29-1.3 (m, 9H), 1.33-1.55 (m, 4H), 1.70-1.80 (m, 1H), 1.97-2.12 (m, 4H), 2.77-2.97 (m, 4H), 3.15-3.40 (m, 4H), 4.22 (br s, 1H), 4.50-4.62 (m, 1H), 4.90-5.04 (m, 3H), 5.71-5.83 (m, 1H).

[00385] *Step B:* Preparation of (2*S*,4*R*)-*tert*-butyl 2-(*N*-(oct-6-enyl)-*N*-methylcarbamoyl)-4-hydroxypyrrolidine-1-carboxylate **70b**. Compound **70b** was synthesized from compound **32c** and *cis-N*-Boc-4-hydroxy-L-proline as yellow oil in quantitative yield, following the procedure as described for compound **48**.

¹H NMR (DMSO-*d*₆, 400 MHz) δ 1.29-1.3 (m, 9H), 1.33-1.55 (m, 4H), 1.70-1.80 (m, 1H), 1.97-2.12 (m, 4H), 2.77-2.97 (m, 4H), 3.01-3.10 (m, 2H), 3.15-3.40 (m, 4H), 4.22 (br s, 1H), 4.50-4.62 (m, 1H), 4.90-5.04 (m, 3H), 5.71-5.83 (m, 1H).

[00386] *Step C:* Preparation of (2*S*,4*R*)-2-*N*-(hept-6-enyl)-4-hydroxy-*N*-methylpyrrolidine-2-carboxamide **71a**. Compound **71a** was synthesized from compound **70a** as yellow oil in 35% yield, following the procedure as described for compound **49**.

MS (ESI, EI⁺) m/z = 241 (MH⁺).

[00387] *Step D:* Preparation of (2*S*,4*R*)-2-*N*-(oct-6-enyl)-4-hydroxy-*N*-methylpyrrolidine-2-carboxamide **71b**. Compound **71b** was synthesized from compound **70b** as yellow oil in 51% yield, following the procedure as described for compound **49**.

MS (ESI, EI⁺) m/z = 255 (MH⁺).

[00388] *Step E:* Preparation of (1*R*)-1-{[2(*S*)-(hept-5-enyl-methyl-carbamoyl)-4(*R*)-hydroxy-pyrrolidine-*N*-carbonyl]amino}-2(*R*)-vinyl-cyclopropanecarboxylic acid ethyl ester **72a**. Compound **72a** was synthesized from compounds **34** and **71a** as a beige solid in 38% yield, following the procedure as described for compound **50**.

MS (ESI, EI⁺) m/z = 422 (MH⁺).

[00389] *Step F:* Preparation of (1*R*)-1-{[2(*S*)-(oct-5-enyl-methyl-carbamoyl)-4(*R*)-hydroxy-pyrrolidine-*N*-carbonyl]amino}-2(*R*)-vinyl-cyclopropanecarboxylic acid ethyl ester **72b**. Compound **72b** was synthesized from compounds **34** and **71b** as a beige solid in 48% yield, following the procedure as described for compound **50**.

MS (ESI, EI⁺) m/z = 436 (MH⁺).

[00390] *Step G:* Preparation of (*Z*)-(4*R*,6*S*,16*S*,18*R*)-2,15-dioxo-18-hydroxy-14-*N*-methyl-1,3,14-triazatricyclo[14.3.0.0]nonadec-7-ene-4-carboxylic acid ethyl ester **73a**.

Compound **73a** was synthesized from compound **72a** as a white solid in 42% yield, following the procedure as described for compound **52**.

MS (ESI, EI⁺) m/z = 394 (MH⁺).

[00391] *Step H:* Preparation of (Z)-(4*R*,6*S*,17*S*,19*R*)-2,16-dioxo-19-hydroxy-15-*N*-methyl-1,3,15-triazatricyclo[15.3.0.0]eicos-7-ene-4-carboxylic acid ethyl ester **73b**.

Compound **73b** was synthesized from compound **72b** as a white solid in 71% yield, following the procedure as described for compound **52**.

MS (ESI, EI⁺) m/z = 408 (MH⁺).

[00392] *Step I:* Preparation of (Z)-(4*R*,6*S*,16*S*,18*R*)-2,15-dioxo-18-[7-methoxy-8-methyl-2-(4-isopropylthiazol-2-yl)quinolin-4-yloxy]-14-*N*-methyl-1,3,14-triazatricyclo[14.3.0.0]nonadec-7-ene-4-carboxylic acid ethyl ester **74a**. Compound **74a** was synthesized from compounds **43b** and **73a** as a beige solid in 89% yield, following the procedure as described for compound **54c**.

MS (ESI, EI⁺) m/z = 690 (MH⁺).

[00393] *Step J:* Preparation of (Z)-(4*R*,6*S*,17*S*,19*R*)-2,16-dioxo-19-[7-methoxy-8-methyl-2-(4-isopropylthiazol-2-yl)quinolin-4-yloxy]-15-*N*-methyl-1,3,15-triazatricyclo[15.3.0.0] eicos-7-ene-4-carboxylic acid ethyl ester **74b**. Compound **74b** was synthesized from compounds **43b** and **73b** as a white solid in 93% yield, following the procedure as described for compound **54c**.

MS (ESI, EI⁺) m/z = 704 (MH⁺).

[00394] *Step K:* Preparation of (Z)-(4*R*,6*S*,16*S*,18*R*)-2,15-dioxo-18-[7-methoxy-8-methyl-2-(4-isopropylthiazol-2-yl)quinolin-4-yloxy]-14-*N*-methyl-1,3,14-triazatricyclo[14.3.0.0]nonadec-7-ene-4-carboxylic acid **75a**. Compound **75a** was synthesized from compound **74a** as a white solid in 32% yield, following the procedure as described for compound **55c**.

MS (ESI, EI⁺) m/z = 662 (MH⁺).

[00395] *Step L:* Preparation of (Z)-(4*R*,6*S*,17*S*,19*R*)-2,16-dioxo-19-[7-methoxy-8-methyl-2-(4-isopropylthiazol-2-yl)quinolin-4-yloxy]-15-*N*-methyl-1,3,15-triazatricyclo[15.3.0.0]nonadec-7-ene-4-carboxylic acid **75b**. Compound **75b** was synthesized from compound **74b** as a white solid in 36% yield, following the procedure as described for compound **55c**.

MS (ESI, EI⁺) m/z = 676 (MH⁺).

[00396] *Step M*: Preparation of (Z)-(4*R*,6*S*,16*S*,18*R*)-[2,15-dioxo-18-[7-methoxy-8-methyl-2-(4-isopropylthiazol-2-yl)quinolin-4-yloxy]-14-*N*-methyl-1,3,14-triazatricyclo[14.3.0.0]nonadec-7-en-4-yl]carbonyl(1-methyl-cyclopropyl)sulfonamide **76a**. Compound **76a** was synthesized from compound **75a** and 1-methyl-cyclopropylsulfonamide as a white solid in 12% yield, following the procedure as described for compound **56c**.

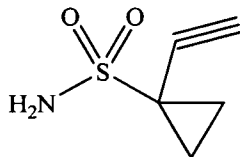
MS (ESI, EI⁺) m/z = 779 (MH⁺).

[00397] *Step N*: Preparation of (Z)-(4*R*,6*S*,17*S*,19*R*)-[2,16-dioxo-19-[7-methoxy-8-methyl-2-(4-isopropylthiazol-2-yl)quinolin-4-yloxy]-15-*N*-methyl-1,3,15-triazatricyclo[15.3.0.0]nonadec-7-en-4-yl] carbonyl(1-methyl-cyclopropyl)sulfonamide **76b**. Compound **76b** was synthesized from compound **75b** and 1-methyl-cyclopropylsulfonamide as a white solid in 27% yield, following the procedure as described for compound **56c**.

MS (ESI, EI⁺) m/z = 793 (MH⁺).

Example 12

Preparation of Cyclopropanesulfonamide **82**



82

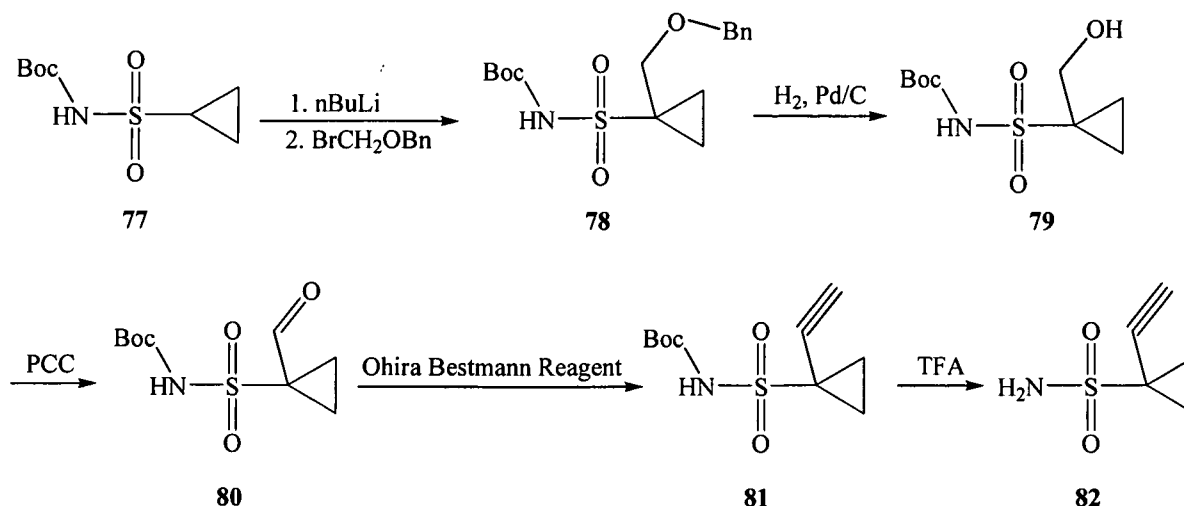
[00398] The synthesis of cyclopropanesulfonamide **82** is illustrated in Scheme 14.

[00399] *Step A*: Preparation of *N*-Boc-cyclopropanesulfonamide **77**. To a stirred solution of cyclopropanesulfonamide (10.72 g, 88.6 mmol), TEA (13.9 mL, 100.4 mmol), and (4-dimethylamino)pyridine (1.11 g, 9.07 mmol) in DCM (160 mL) was added dropwise a solution of Boc₂O (21.88 g, 100.4 mmol) in DCM (100 mL) at 0 °C over 30 min. The mixture was allowed to warm up to room temperature and stirred for 3 hrs. The mixture was then washed with 1N HCl, water, and brine. Organics were dried over Na₂SO₄, filtered, concentrated under reduced pressure, and triturated with hexane to yield compound **77** as a white powder in 87% yield.

¹H NMR (CDCl₃, 400 MHz) δ 0.92 (td, J = 1.72 Hz and J = 6.40 Hz, 2H), 1.49 (s, 9H), 1.59

(td, $J = 1.72$ and 6.40 Hz, 2H), 1.95 (m, 2H).

Scheme 14



[00400] *Step B:* Preparation of *N*-Boc-1-benzyloxy-cyclopropanesulfonamide **78**. To a stirred solution of compound **77** (500 mg, 2.26 mmol) in anhydrous THF (5 mL) at -80 °C was added *n*BuLi (2.26 mL, 5.65 mmol) dropwise. The mixture was stirred at -80 °C for 10 min and bromomethylbenzene (271 μ L, 3.39 mmol) was added dropwise at -80 °C. The mixture was then allowed to warm up to -30 °C. Water was then slowly added followed by EtOAc. Organics were dried over Na_2SO_4 , filtered, concentrated under reduced pressure, and purified by chromatography on silica gel (EtOAc/DCM) to yield compound **78** as a white powder in 30% yield.

^1H NMR (CDCl_3 , 400 MHz) δ 1.04 (td, $J = 1.72$ Hz and $J = 6.40$ Hz, 2H), 1.49 (s, 9H), 1.73 (td, $J = 1.72$ and 6.40 Hz, 2H), 3.78 (s, 2H), 4.56 (s, 2H), 7.07 (brs, 1H), 7.30-7.38 (m, 5H).

[00401] *Step C:* Preparation of *N*-Boc-1-hydroxymethyl-cyclopropanesulfonamide **79**. Compound **78** (2 g, 5.87 mmol) was reacted in a H-Cube[®] (Thales Technology) with a Pd/C 10% cartridge at 20 bars and 50 °C. The crude material was purified by chromatography on silica gel (EtOAc/DCM) to yield compound **79** in 70% yield.

^1H NMR (CDCl_3 , 400 MHz) δ 1.09 (t, $J = 6.32$ Hz, 2H), 1.49 (s, 9H), 1.61 (t, $J = 6.32$ Hz, 2H), 3.72 (s, 1H), 3.89 (s, 2H), 8.23 (brs, 1H).

[00402] *Step D:* Preparation of *N*-Boc-1-formyl-cyclopropanesulfonamide **80**. To a stirred solution of compound **79** (100 mg, 0.39 mmol) in DCM (2 mL) was added pyridinium chlorochromate (130 mg, 0.60 mmol). The mixture was stirred at room temperature for 16

hrs and was filtered through a silica gel column with DCM, and the organic solution was concentrated under reduced pressure to yield compound **80** in 66% yield.

^1H NMR (CDCl_3 , 400 MHz) δ 1.49 (s, 9H), 1.76 (m, 2H), 2.01 (m, 2H), 9.91 (s, 1H).

[00403] *Step E*: Preparation of *N*-Boc-1-ethynyl-cyclopropanesulfonamide **81**. To a stirred solution of compound **80** (230 mg, 0.92 mmol) in MeOH (5 mL) at 0 °C was added K_2CO_3 (255 mg, 1.84 mmol), and Ohira-Bestmann reagent (215 g, 1.10 mmol) (*Tetr. Lett.* **2008**, 49, 4454). The mixture was stirred at room temperature for 16 hrs and was concentrated under reduced pressure. Water, EtOAc, and citric acid were added to bring pH to 4-5. Organics were dried over Na_2SO_4 , filtered, and concentrated under reduced pressure to yield compound **81** in 85 % yield.

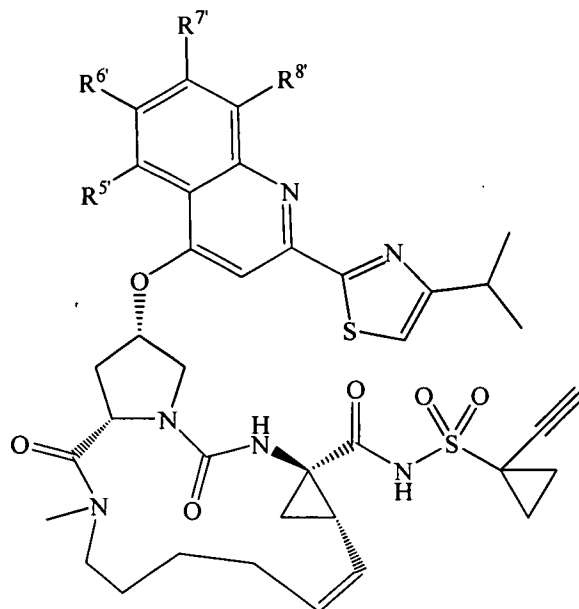
^1H NMR (CDCl_3 , 400 MHz) δ 1.50 (m, 2H), 1.53 (s, 9H), 1.92 (m, 2H), 2.37 (s, 1H), 7.15 (brs, 1H).

[00404] *Step F*: Preparation of 1-ethynyl-cyclopropanesulfonamide **82**. A mixture of compound **81** (200 mg, 0.81 mmol) and TFA (0.3 mL) in DCM (5 mL) was stirred at room temperature for 16 hrs. The reaction mixture was concentrated under reduced pressure and the crude material was purified by chromatography on silica gel (MeOH /DCM) to yield compound **82** in 70% yield.

^1H NMR (CDCl_3 , 400 MHz) δ 1.43 (td, $J = 2.90$ and 4.80 Hz, 2H), 1.70 (td, $J = 2.90$ and 4.80 Hz, 2H), 2.38 (s, 1H), 4.79 (s, 2H).

Example 13

Preparation of Macrocyclic Compounds **83**



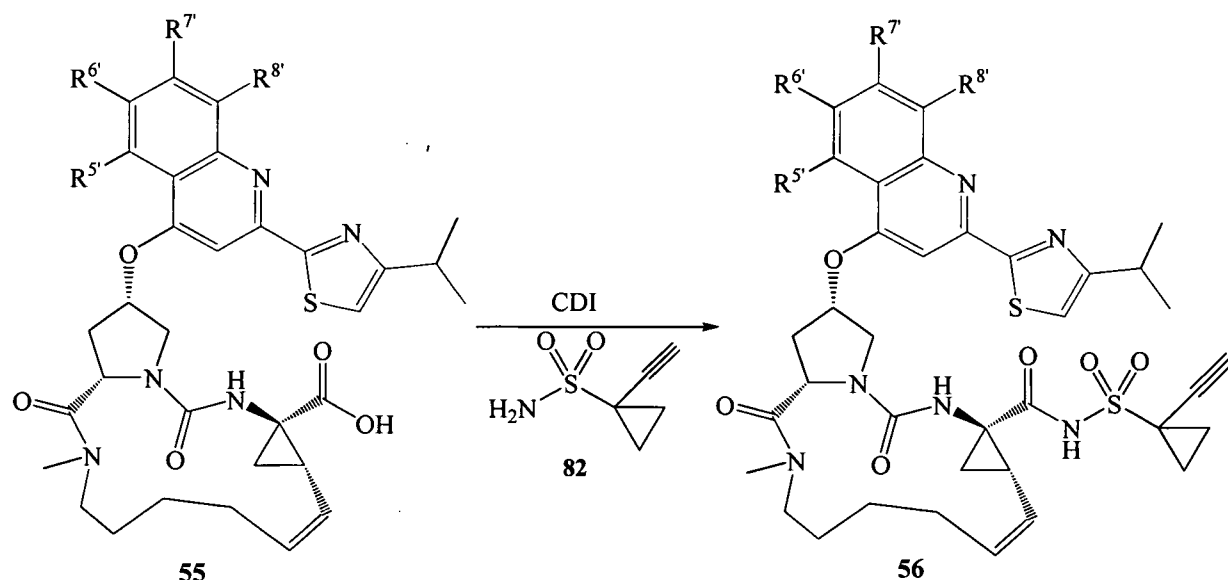
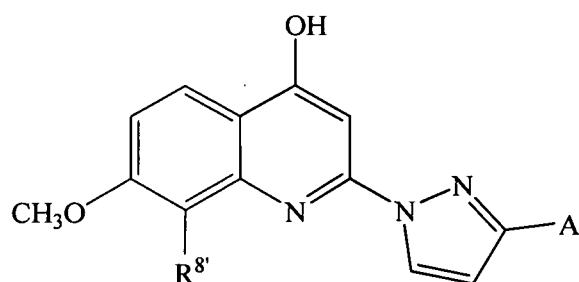
- 83a:** $R^{5'} = H, R^{6'} = H, R^{7'} = OCH_3, R^{8'} = H$
83b: $R^{5'} = H, R^{6'} = H, R^{7'} = OCH_3, R^{8'} = CH_3$
83c: $R^{5'} = H, R^{6'} = H, R^{7'} = OCH_3, R^{8'} = F$
83d: $R^{5'} = H, R^{6'} = H, R^{7'} = OCH_3, R^{8'} = Cl$
83e: $R^{5'} = OCH_3, R^{6'} = H, R^{7'} = OCH_3, R^{8'} = H$
83f: $R^{5'} = H, R^{6'} = OCH_3, R^{7'} = H, R^{8'} = CH_3$
83g: $R^{5'} = H, R^{6'} = OCH_3, R^{7'} = Cl, R^{8'} = H$
83h: $R^{5'} = H, R^{6'} = H, R^{7'} = OCH_3, R^{8'} = Br$

[00405] The syntheses of macrocyclic compounds **83** are illustrated with compound **83b** as shown in Scheme 15, where $R^{5'}$, $R^{6'}$, $R^{7'}$, and $R^{8'}$ in compounds **83** are the same as defined in compounds **56**. The same procedures are also applicable to other compounds **83**.

[00406] Preparation of (Z)-(4*R*,6*S*,15*S*,17*S*)-[17-[7-methoxy-8-methyl-2-(4-isopropylthiazol-2-yl)quinolin-4-yloxy]-13-*N*-methyl-2,14-dioxo-1,3,13-triazatricyclo[13.3.0.0]octadec-7-en-4-yl] carbonyl(1-ethynylcyclopropyl)sulfonamide **83b**. Compound **83b** was synthesized from compounds **55b** and **82** as a white solid in 30% yield, following the procedure as described for compound **56c**.

MS (ESI, El^+) $m/z = 775 (MH^+)$.

Scheme 15

Example 14Preparation of Substituted Quinolines 88

- 88a:** $R^{8'} = \text{Cl}$, $A = \text{CF}_3$
88b: $R^{8'} = \text{CH}_3$, $A = i\text{Pr}$
88c: $R^{8'} = \text{CH}_3$, $A = \text{CF}_3$
88d: $R^{8'} = \text{Cl}$, $A = i\text{Pr}$

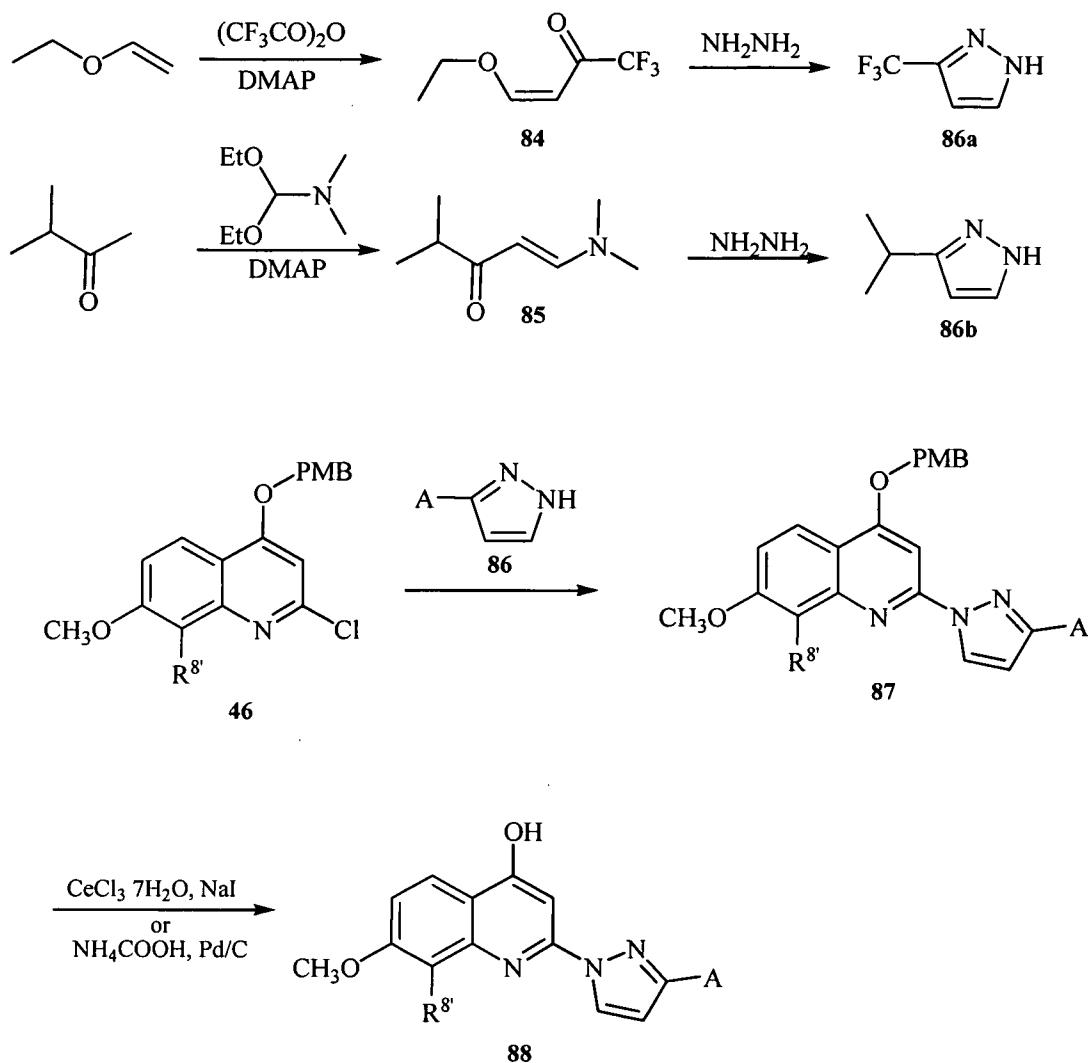
[00407] The syntheses of substituted quinolines are illustrated in Scheme 16, where $R^{8'}$ and A in compound **87** are the same as defined in compounds **88**.

[00408] *Step A:* Preparation of 4-ethoxy-trifluoro-but-3-en-2-one **84**. Ethylvinylether (5 g, 1 eq.) was added dropwise at $-10\text{ }^{\circ}\text{C}$ and under nitrogen to a stirred solution of trifluoroacetic anhydride (10 mL, 1.05 eq.) and 4-dimethylaminopyridine (80 mg, 0.06 eq.) in DCM (90 mL). The reaction mixture was stirred at $0\text{ }^{\circ}\text{C}$ for 8 hrs and allowed to warm up at room temperature overnight. The mixture was then poured into cold aqueous NaHCO_3 solution. The organic layer was separated, washed with water and brine, dried over Na_2SO_4 , filtered, and concentrated under reduced pressure to yield compound **84** as brown oil in 87%

yield.

^1H NMR (CDCl_3 , 400 MHz) δ 1.39-1.43 (t, $J = 7.04$ Hz, 3H), 4.08-4.13 (q, $J = 7.04$ Hz, 2H), 5.86 (d, $J = 12.40$ Hz, 1H), 7.90 (d, $J = 12.40$ Hz, 1H).

Scheme 16



[00409] *Step B:* Preparation of 3-trifluoromethyl-1H-pyrazole **86a**. To a stirred solution of hydrazine monochloride (6.62 g, 1.6 eq.) in EtOH (300 mL) was added dropwise compound **84** (10.16 g, 1 eq.) in EtOH (200 mL). The reaction mixture was refluxed for 6 hrs and evaporated to dryness. Water and EtOAc were added to the residue. The organic layer was washed with water and brine, dried over Na_2SO_4 , filtered, and concentrated under reduced pressure to yield compound **86a** as a brown solid in 86% yield.

^1H NMR (CDCl_3 , 376 MHz) δ 6.66 (d, $J = 2.30$ Hz, 1H), 7.72 (d, $J = 2.30$ Hz, 1H);

^{19}F NMR (CDCl_3 , MHz) δ 61.41 (s, 3F).

[00410] *Step C:* Preparation of 1-dimethylamino-4-methyl-pent-1-en-3-one **85**. 3-Methylbutan-2-one (2.5 g, 1 eq.) and dimethylformamide diethylacetal (7.46 mL, 1.5 eq.) were heated at 100 °C for 4 days to give compound **85** as yellow viscous oil in 80% yield., which was used directly without further purification in the next step.

¹H NMR (DMSO- *d*₆, 400 MHz) δ 0.94 (s, 3H), 0.95 (s, 3H), 2.52 (s, 1H), 2.74 (brs, 3H), 3.01 (brs, 3H), 4.96 (d, *J* = 12.97 Hz, 1H), 7.45 (d, *J* = 12.97 Hz, 1H).

[00411] *Step D:* Preparation of 3-isopropyl-1*H*-pyrazole **86b**. Compound **85** (6.6 g, 1 eq.) was added dropwise to a stirred solution of hydrazine monochloride (3.2 g, 1 eq.), sulfuric acid (1.13 mL) and H₂O (6 mL). The reaction mixture was stirred at 68 °C for 2 hrs. The mixture was then neutralized with 1N NaOH and extracted with diethyl ether. The organic layer was dried over Na₂SO₄, filtered, and concentrated under reduced pressure to yield compound **86b** as a beige solid in 94% yield.

¹H NMR (DMSO-*d*₆, 400 MHz) δ 1.17 (s, 3H), 1.19 (s, 3H), 2.87-2.93 (m, 1H), 5.99 (s, 1H), 7.40 (s, 1H). 1.39-1.43 (t, *J* = 7.04 Hz, 3H), 4.08-4.13 (q, *J* = 7.04 Hz, 2H), 5.86 (d, *J* = 12.40 Hz, 1H), 7.90 (d, *J* = 12.40 Hz, 1H).

[00412] *Step E:* Preparation of 8-chloro-7-methoxy-4-(4-methoxy-benzyloxy)-2-(3-trifluoromethyl-1*H*-pyrazol-1-yl)-quinoline **87a**. To a stirred solution of compound **86a** (821 mg, 1.1 eq.) in anhydrous DMF (20 mL) at 0 °C was added NaH (241 mg, 1.1 eq.) portionwise. After the reaction mixture was stirred for 1 hr at room temperature, compound **46d** (2g, 1 eq) was added and the mixture was stirred at 90 °C for 16 hrs. After the reaction mixture was cooled to room temperature, EtOAc was added. The organic phase was washed with HCl (2.5 N), dried over Na₂SO₄, filtered, and concentrated under reduced pressure. The crude material was purified by chromatography on silica gel (petroleum ether/DCM, 50/50) to give compound **65a** as a white solid in 51% yield.

MS (ESI, EI⁺) *m/z* = 461.9 (MH).

[00413] *Step F:* Preparation of 7-methoxy-4-(4-methoxy-benzyloxy)-8-methyl-2-(3-trifluoromethyl-1*H*-pyrazol-1-yl)-quinoline **87c**. Compound **87c** was synthesized from compounds **46b** and **86a** following the procedure as described for compound **86a**, as a white solid in 19% yield.

¹H NMR (CDCl₃, 400 MHz) δ 2.64 (s, 3H), 3.86 (s, 3H), 3.99 (s, 3H), 5.33 (s, 2H), 6.75 (d, *J* = 2.58 Hz, 1H), 6.98 (d, *J* = 8.78 Hz, 2H), 7.20 (d, *J* = 9.22 Hz, 1H), 7.48 (d, *J* = 8.78 Hz,

2H), 7.57 (s, 1H), 8.07 (d, $J = 9.08$ Hz, 1H), 8.88 (s, 1H).

[00414] *Step G:* Preparation of 8-chloro-4-hydroxy-7-methoxy-2-(3-trifluoromethyl-1H-pyrazol-1-yl)-quinoline **88a**. Compound **87** (800 mg, 1 eq.), $\text{CeCl}_3 \cdot 7\text{H}_2\text{O}$ (965 mg, 1.5 eq.) and NaI (258 mg, 1 eq.) in ACN (10 mL) were stirred at 85°C for 1 hr under microwave irradiation. Water was added and the mixture was acidified with 1N HCl to pH 5. The reaction mixture was extracted with diethyl ether. The organic layer was dried over Na_2SO_4 , filtered, and concentrated under reduced pressure. The crude material was purified by chromatography on silica gel (MeOH/DCM) to give compound **86** as a beige solid in 96% yield.

^1H NMR ($\text{DMSO}-d_6$, 400 MHz) δ 4.02 (s, 3H), 7.07 (s, 1H), 7.43 (s, 1H), 7.51 (d, $J = 9.11$ Hz, 1H), 8.11 (d, $J = 9.11$ Hz, 1H), 8.88 (s, 1H); MS (ESI, EI^+) $m/z = 343.9$ (MH^+).

[00415] *Step H:* Preparation of 4-hydroxy-7-methoxy-8-methyl-2-(3-isopropylpyrazol-1-yl)-quinoline **88b**. A solution of compound **86b** (350 mg, 1 eq.) and compound **46b** (480 mg, 6 eq.) in *N*-methylpyrrolidone (5 mL) was heated at 200°C for 30 min. After the reaction mixture was cooled to room temperature, water was added. The mixture was extracted with EtOAc, dried over Na_2SO_4 , filtered, and concentrated under reduced pressure. The crude material was purified by chromatography on silica gel (EtOAc/DCM). Recrystallisation in diethylether gave compound **88b** as a white solid in 49% yield.

^1H NMR (CDCl_3 , 376 MHz) δ 1.35 (s, 3H), 1.36 (s, 3H), 2.85 (s, 3H), 3.97 (s, 3H), 6.40 (d, $J = 2.65$ Hz, 2H), 7.01 (d, $J = 9.00$ Hz, 1H), 8.00 (brs, 1H), 8.23 (d, $J = 9.00$ Hz, 1H), 9.81 (brs, 1H); MS (ESI, EI^+) $m/z = 298$ (MH^+).

[00416] *Step I:* Preparation of 4-hydroxy-7-methoxy-8-methyl-2-(3-trifluoromethyl-1H-pyrazol-1-yl)-quinoline **88c**. A mixture of compound **87c** (885 mg, 1.99 mmol), ammonium formate (629 mg, 9.98 mmol), and Pd/C (89 mg, 10%w) in EtOH (16 mL) was refluxed for 1 hr. The reaction was then filtered through celite and concentrated under reduced pressure. The residue was diluted with DCM and washed with water. Organics were dried over Na_2SO_4 , filtered, concentrated under reduced pressure, and purified by chromatography on silica gel (petroleum ether/EtOAc) to yield compound **88c** as a white solid in 93% yield.

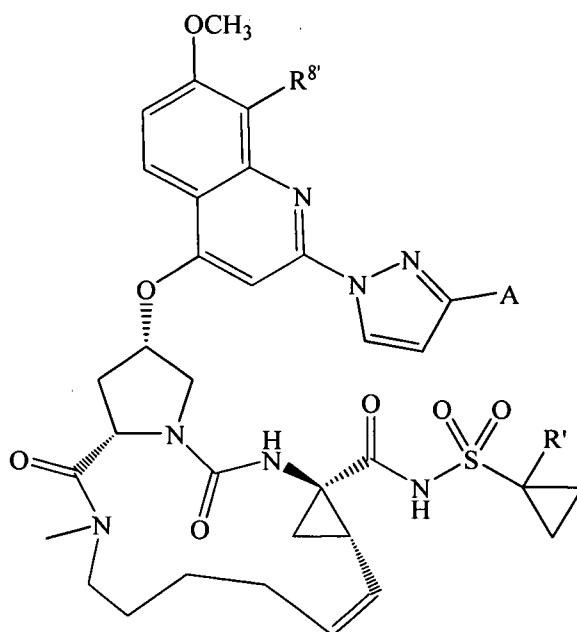
^1H NMR ($\text{DMSO}-d_6$, 400 MHz) δ 2.54 (s, 3H), 3.94 (s, 3H), 7.06 (d, $J = 2.48$ Hz, 1H), 7.37-7.40 (m, 2H), 8.02 (d, $J = 9.18$ Hz, 1H), 8.97 (s, 1H), 11.89 (s, 1H).

[00417] *Step J:* Preparation of 8-chloro-4-hydroxy-7-methoxy-2-(3-isopropyl-1*H*-pyrazol-1-yl)-quinoline **88d**. A mixture of compound **46a** (500 mg, 1.37 mmol) and compound **86b** (452 mg, 4.11 mmol) in N-methylpyrrolidone (2 mL) was stirred at 200°C for 30 min under microwave radiation. After the reaction mixture was cooled to room temperature, water was added. The reaction mixture was then extracted with EtOAc, dried over Na₂SO₄, filtered, concentrated under reduced pressure, and purified by chromatography on silica gel (DCM/EtOAc) to yield compound **88d** as a white solid in 35% yield.

¹H NMR (DMSO-*d*₆, 400 MHz) δ 1.26 (s, 3H), 1.28 (s, 3H), 2.98-3.01 (m, 1H), 4.00 (s, 3H), 6.46 (m, 1H), 7.16 (d, 9.32 Hz, 1H), 7.89 (d, *J* = 9.32 Hz, 1H), 8.05 (d, *J* = 10.85 Hz, 1H), 8.60 (m, 1H), 10.69 (s, 1H).

Example 15

Preparation of Macrocyclic Compounds **91**



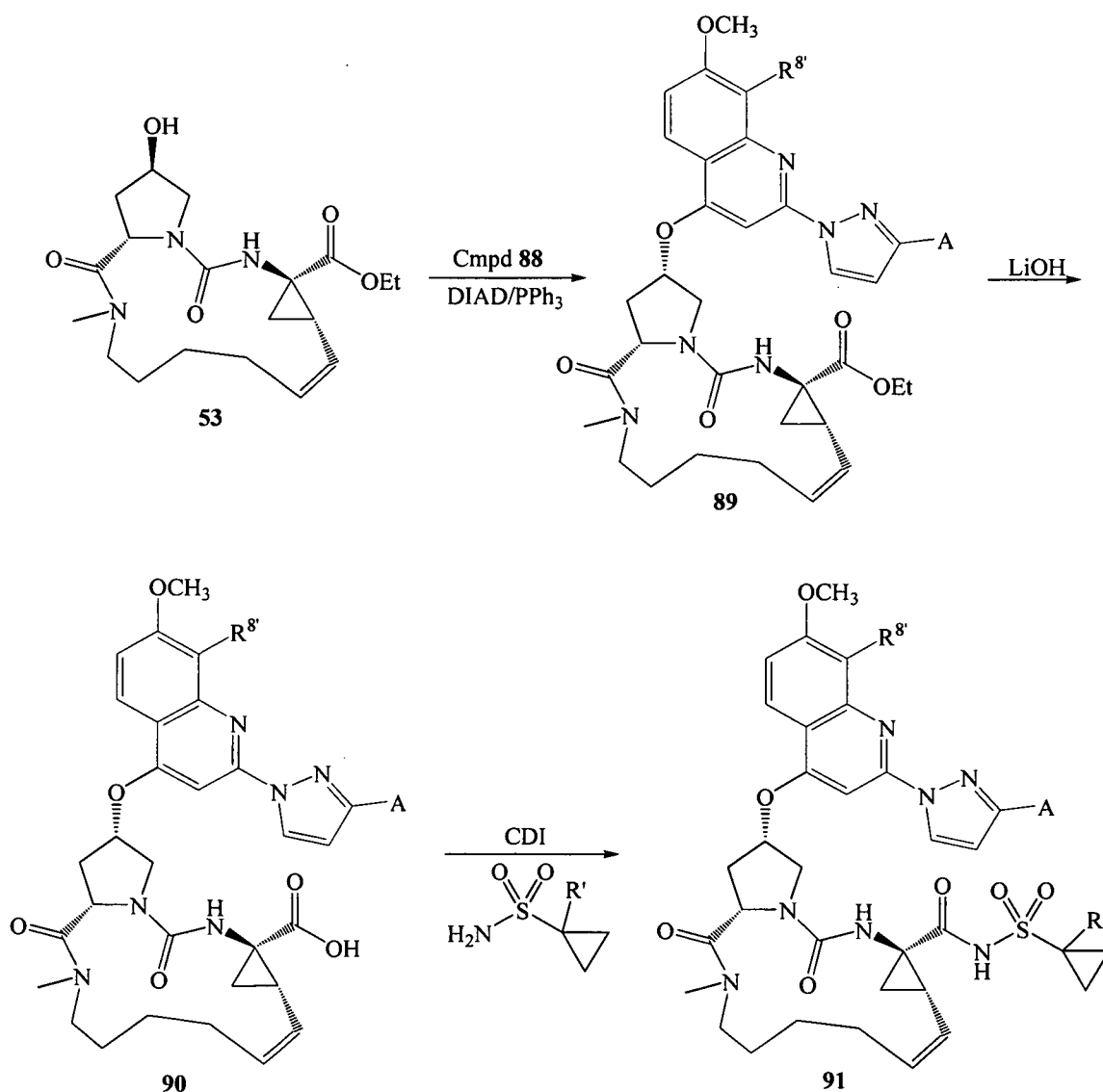
- 91a:** R^{8'} = Cl, A = CF₃, R' = CH₃
91b: R^{8'} = CH₃, A = *i*Pr, R' = CH₃
91c: R^{8'} = CH₃, A = CF₃, R' = CH₃
91d: R^{8'} = Cl, A = *i*Pr, R' = CH₃
91e: R^{8'} = Cl, A = CF₃, R' = H
91f: R^{8'} = CH₃, A = *i*Pr, R' = H
91g: R^{8'} = CH₃, A = CF₃, R' = H

[00418] The syntheses of macrocyclic compounds **91** are illustrated in Scheme 17, where R^{8'} and A in compounds **89** and **90** are the same as defined in compounds **91**.

[00419] *Step A:* Preparation of (Z)-(4*R*,6*S*,15*S*,17*S*)-17-[8-chloro-7-methoxy-2-(3-trifluoromethyl-1*H*-pyrazol-1-yl)quinolin-4-yloxy]-13-*N*-methyl-2,14-dioxo-1,3,13-triazatricyclo[13.3.0.0]octadec-7-ene-4-carboxylic acid ethyl ester **89a**. Compound **89a** was synthesized from compounds **53** and **88a** as a beige solid in 40% yield, following the procedure as described for compound **54c**.

MS (ESI, EI⁺) m/z = 705 (MH⁺).

Scheme 17



[00420] *Step B:* Preparation of (Z)-(4*R*,6*S*,15*S*,17*S*)-17-[8-methyl-7-methoxy-2-(3-isopropyl-1*H*-pyrazol-1-yl)quinolin-4-yloxy]-13-*N*-methyl-2,14-dioxo-1,3,13-triazatricyclo[13.3.0.0]octadec-7-ene-4-carboxylic acid ethyl ester **89b**. Compound **89b** was synthesized from compounds **53** and **88b** as white foam in 50% yield, following the

procedure as described for compound **54c**.

MS (ESI, EI⁺) m/z = 659 (MH⁺).

[00421] *Step C:* Preparation of (Z)-(4*R*,6*S*,15*S*,17*S*)-17-[7-methoxy-8 methyl-2-(3-trifluoromethyl-1*H*-pyrazol-1-yl)quinolin-4-yloxy]-13-*N*-methyl-2,14-dioxo-1,3,13-triazatricyclo[13.3.0.0]octadec-7-ene-4-carboxylic acid ethyl ester **89c**. Compound **89c** was synthesized from compounds **53** and **88c** as brown foam in 80% yield, following the procedure as described for compound **54c**.

MS (ESI, EI⁺) m/z = 685 (MH⁺).

[00422] *Step D:* Preparation of (Z)-(4*R*,6*S*,15*S*,17*S*)-17-[8-chloro-7-methoxy-2-(3-isopropyl-1*H*-pyrazol-1-yl)quinolin-4-yloxy]-13-*N*-methyl-2,14-dioxo-1,3,13-triazatricyclo[13.3.0.0]octadec-7-ene-4-carboxylic acid ethyl ester **89d**. Compound **89d** was synthesized from compounds **53** and **88d** as brown foam in 90% yield, following the procedure as described for compound **54c**.

MS (ESI, EI⁺) m/z = 679 (MH⁺).

[00423] *Step E:* Preparation of (Z)-(4*R*,6*S*,15*S*,17*S*)-17-[8-chloro-7-methoxy-2-(3-trifluoromethyl-1*H*-pyrazol-1-yl)quinolin-4-yloxy]-13-*N*-methyl-2,14-dioxo-1,3,13-triazatricyclo[13.3.0.0]octadec-7-ene-4-carboxylic acid **90a**. Compound **90a** was synthesized from compound **89a** as a white solid in 77% yield, following the procedure as described for compound **55c**.

MS (ESI, EI⁺) m/z = 677 (MH⁺).

[00424] *Step F:* Preparation of (Z)-(4*R*,6*S*,15*S*,17*S*)-17-[8-methyl-7-methoxy-2-(3-isopropyl-1*H*-pyrazol-1-yl)quinolin-4-yloxy]-13-*N*-methyl-2,14-dioxo-1,3,13-triazatricyclo[13.3.0.0]octadec-7-ene-4-carboxylic acid **90b**. Compound **90b** was synthesized from compound **89b** as a yellow solid in 50% yield, following the procedure as described for compound **55c**.

MS (ESI, EI⁺) m/z = 631 (MH⁺).

[00425] *Step G:* Preparation of (Z)-(4*R*,6*S*,15*S*,17*S*)-17-[7-methoxy-8 methyl-2-(3-trifluoromethyl-1*H*-pyrazol-1-yl)quinolin-4-yloxy]-13-*N*-methyl-2,14-dioxo-1,3,13-triazatricyclo[13.3.0.0]octadec-7-ene-4-carboxylic acid **90c**. Compound **90c** was synthesized

from compound **89c** as a pale yellow solid in 18% yield, following the procedure as described for compound **55c**.

MS (ESI, EI⁺) m/z = 657 (MH⁺).

[00426] *Step H:* Preparation of (Z)-(4R,6S,15S,17S)-17-[8-chloro-7-methoxy-2-(3-isopropyl-1H-pyrazol-1-yl)quinolin-4-yloxy]-13-N-methyl-2,14-dioxo-1,3,13-triazatricyclo[13.3.0.0]octadec-7-ene-4-carboxylic acid **90d**. Compound **90d** was synthesized from compound **89d** as a pale yellow solid in 36% yield, following the procedure as described for compound **55c**.

MS (ESI, EI⁺) m/z = 650 (MH⁺).

[00427] *Step I:* Preparation of (Z)-(4R,6S,15S,17S)-[17-[8-chloro-7-methoxy-2-(3-trifluoromethyl-1H-pyrazol-1-yl)quinolin-4-yloxy]-13-N-methyl-2,14-dioxo-1,3,13-triazatricyclo[13.3.0.0]octadec-7-ene-4-yl]carbonyl(1-methylcyclopropyl)sulfonamide **91a**. Compound **91a** was synthesized from compound **90a** and 1-methylcyclopropylsulfonamide as a white solid in 12% yield, following the procedure as described for compound **56c**.

MS (ESI, EI⁺) m/z = 794 (MH⁺).

[00428] *Step J:* Preparation of (Z)-(4R,6S,15S,17S)-[17-[8-methyl-7-methoxy-2-(3-isopropyl-1H-pyrazol-1-yl)quinolin-4-yloxy]-13-N-methyl-2,14-dioxo-1,3,13-triazatricyclo[13.3.0.0]octadec-7-ene-4-yl]carbonyl(1-methylcyclopropyl)sulfonamide **91b**. Compound **91b** was synthesized from compound **90b** and 1-methylcyclopropylsulfonamide as a white solid in 30% yield, following the procedure as described for compound **56c**.

MS (ESI, EI⁺) m/z = 748 (MH⁺).

[00429] *Step K:* Preparation of (Z)-(4R,6S,15S,17S)-[17-[7-methoxy-8-methyl-2-(3-trifluoromethyl-1H-pyrazol-1-yl)quinolin-4-yloxy]-13-N-methyl-2,14-dioxo-1,3,13-triazatricyclo[13.3.0.0]octadec-7-ene-4-yl]carbonyl(1-methylcyclopropyl)sulfonamide **91c**. Compound **91c** was synthesized from compound **90c** and 1-methylcyclopropylsulfonamide as a white solid in 9% yield, following the procedure as described for compound **56c**.

MS (ESI, EI⁺) m/z = 774 (MH⁺).

[00430] *Step L:* Preparation of (Z)-(4R,6S,15S,17S)-[17-[8-chloro-7-methoxy-2-(3-isopropyl-1H-pyrazol-1-yl)quinolin-4-yloxy]-13-N-methyl-2,14-dioxo-1,3,13-

triazatricyclo[13.3.0.0]octadec-7-ene-4-yl]carbonyl(1-methylcyclopropyl)sulfonamide **91d**. Compound **91d** was synthesized from compound **90d** and 1-methylcyclopropylsulfonamide as a white solid in 28% yield, following the procedure as described for compound **56c**.

MS (ESI, EI⁺) m/z = 768 (MH⁺).

[00431] *Step M*: Preparation of (Z)-(4*R*,6*S*,15*S*,17*S*)-[17-[8-chloro-7-methoxy-2-(3-trifluoromethyl-1*H*-pyrazol-1-yl)quinolin-4-yloxy]-13-*N*-methyl-2,14-dioxo-1,3,13-triazatricyclo[13.3.0.0]octadec-7-ene-4-yl]carbonyl(cyclopropyl)sulfonamide **91e**.

Compound **91e** was synthesized from compound **90a** and cyclopropylsulfonamide as a beige solid in 46% yield, following the procedure as described for compound **56c**.

MS (ESI, EI⁺) m/z = 780 (MH⁺).

[00432] *Step N*: Preparation of (Z)-(4*R*,6*S*,15*S*,17*S*)-[17-[8-methyl-7-methoxy-2-(3-isopropyl-1*H*-pyrazol-1-yl)quinolin-4-yloxy]-13-*N*-methyl-2,14-dioxo-1,3,13-triazatricyclo[13.3.0.0]octadec-7-ene-4-yl]carbonyl(cyclopropyl)sulfonamide **91f**.

Compound **91f** was synthesized from compound **90b** and cyclopropylsulfonamide as a white solid in 30% yield, following the procedure as described for compound **56c**.

MS (ESI, EI⁺) m/z = 734 (MH⁺).

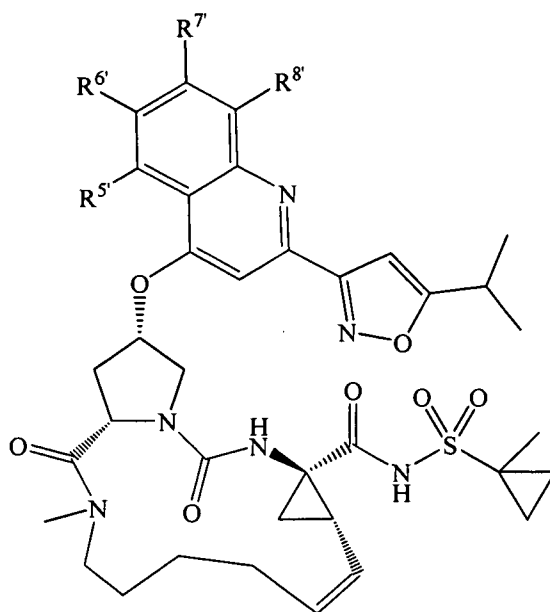
[00433] *Step O*: Preparation of (Z)-(4*R*,6*S*,15*S*,17*S*)-[17-[7-methoxy-8-methyl-2-(3-trifluoromethyl-1*H*-pyrazol-1-yl)quinolin-4-yloxy]-13-*N*-methyl-2,14-dioxo-1,3,13-triazatricyclo[13.3.0.0]octadec-7-ene-4-yl]carbonyl(cyclopropyl)sulfonamide **91g**.

Compound **91g** was synthesized from compound **90c** and cyclopropylsulfonamide as a white solid in 46% yield, following the procedure as described for compound **56c**.

MS (ESI, EI⁺) m/z = 760 (MH⁺).

Example 16

Preparation of Macrocyclic Compounds 96



96a: R^{5'} = H, R^{6'} = H, R^{7'} = OCH₃, R^{8'} = H
 96b: R^{5'} = H, R^{6'} = H, R^{7'} = OCH₃, R^{8'} = CH₃
 96c: R^{5'} = H, R^{6'} = H, R^{7'} = OCH₃, R^{8'} = F
 96d: R^{5'} = H, R^{6'} = H, R^{7'} = OCH₃, R^{8'} = Cl
 96e: R^{5'} = OCH₃, R^{6'} = H, R^{7'} = OCH₃, R^{8'} = H
 96f: R^{5'} = H, R^{6'} = OCH₃, R^{7'} = H, R^{8'} = CH₃
 96g: R^{5'} = H, R^{6'} = OCH₃, R^{7'} = Cl, R^{8'} = H
 96h: R^{5'} = H, R^{6'} = H, R^{7'} = OCH₃, R^{8'} = Br

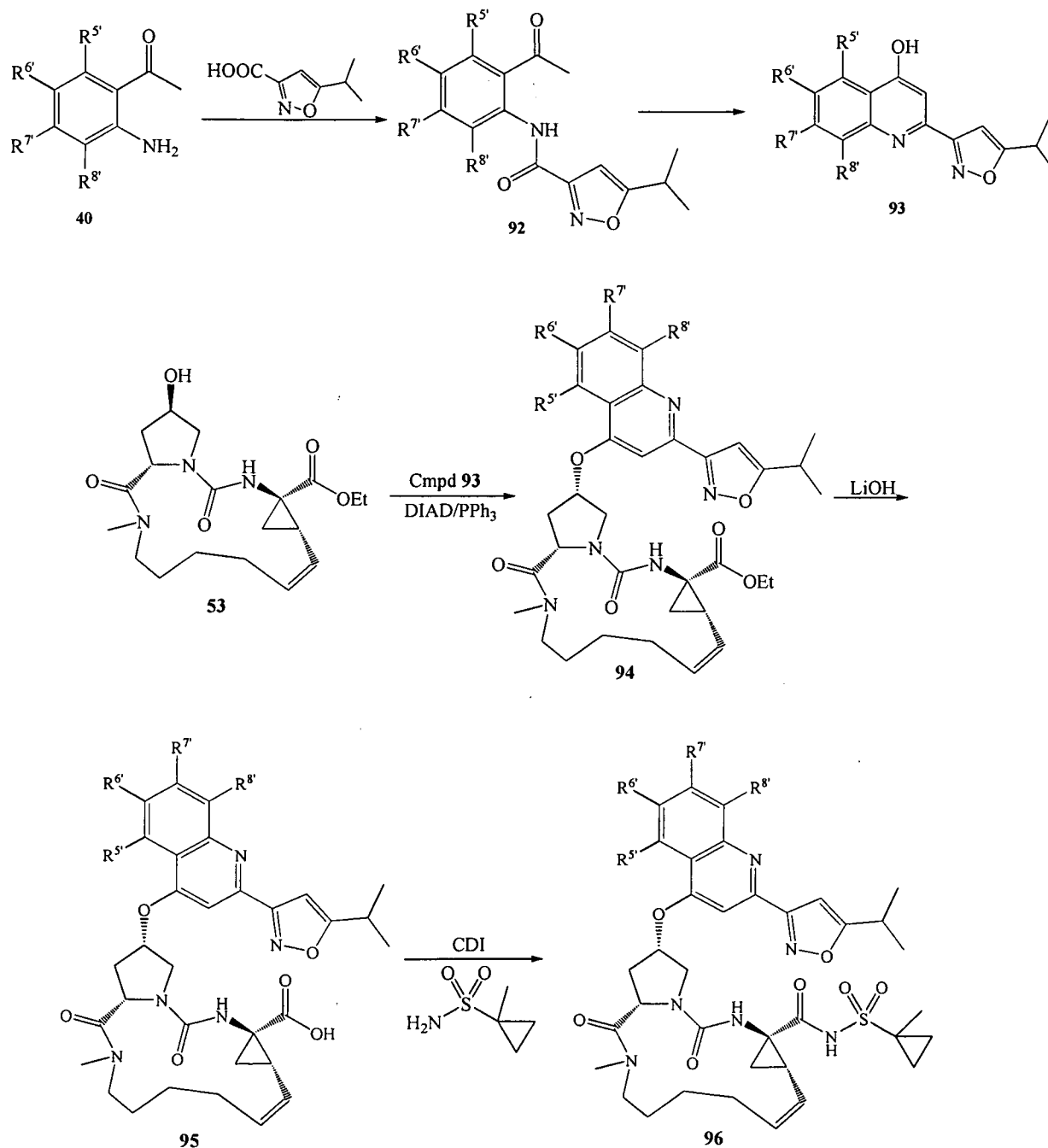
[00434] The syntheses of macrocyclic compounds **96** are illustrated with compound **96d** as shown in Scheme 18, where R^{5'}, R^{6'}, R^{7'}, and R^{8'} in compounds **92** to **96** are the same as defined in compounds **56**. The same procedures are also applicable to other compounds **96**.

[00435] *Step A:* Preparation of *N*-(6-acetyl-2-chloro-3-methoxyphenyl)-5-isopropylisoxazole-3-carboxamide **92d**. To a stirred solution of 5-isopropylisoxazole-3-carboxylic acid (3.5 g, 22.6 mmol) in DCM (35 mL) was added anhydrous DMF (few drops) and oxalyl chloride (3.82 mL, 43.2 mmol) at 0°C under nitrogen. At the end of the gas escape, the reaction mixture was allowed to warm up to room temperature. The mixture was stirred at room temperature for 2 hrs and was evaporated. Dioxane (70 mL) was added under nitrogen, followed by a solution of 1-(2-amino-3-chloro-4-methoxy-phenyl)-ethanone **40d** (4.10 g, 20.6 mmol) in dioxane (15 mL). The reaction mixture was stirred at room

temperature for 16 hrs. NaHCO_3 was then added. The mixture was extracted with EtOAc. Organics were dried over Na_2SO_4 , filtered, and concentrated under reduced pressure. The crude material was triturated in Et_2O to yield compound **92d** as a brown solid in 60% yield.

^1H NMR (CDCl_3 , 400 MHz) δ 1.47 (s, 3H), 1.48 (s, 3H), 1.76 (brs, 1H), 2.57 (s, 3H), 3.34-3.40 (m, 1H), 3.98 (s, 3H), 6.86 (d, $J = 8.53$ Hz, 1H), 7.64 (d, $J = 8.53$ Hz, 1H), 8.07 (s, 1H).

Scheme 18



[00436] *Step B: Preparation of 8-chloro-2(5-isopropyl-isoxazol-3-yl)-7-methoxy-*

quinolin-4-ol **93d**. Compound **93d** was synthesized from compound **92d** as a white solid in quantitative yield, following the procedure as described for compound **43a**.

^1H NMR (CDCl_3 , 400 MHz) δ 1.39 (s, 3H), 1.41 (s, 3H), 3.17-3.31 (m, 1H), 4.06 (s, 3H), 6.36 (s, 1H), 6.59 (s, 1H), 7.06 (d, $J = 8.48$ Hz, 1H), 8.28 (d, $J = 8.48$ Hz, 1H), 9.42 (s, 1H).

[00437] *Step C:* Preparation of (Z)-(4*R*,6*S*,15*S*,17*S*)-17-[8-chloro-7-methoxy-2-(5-isopropylisoxazol-3-yl)quinolin-4-yloxy]-13-*N*-methyl-2,14-dioxo-1,3,13-triazatricyclo[13.3.0.0]octadec-7-ene-4-carboxylic acid ethyl ester **94d**. Compound **94d** was synthesized from compounds **53** and **93d** as a beige solid in 56% yield, following the procedure as described for compound **54c**.

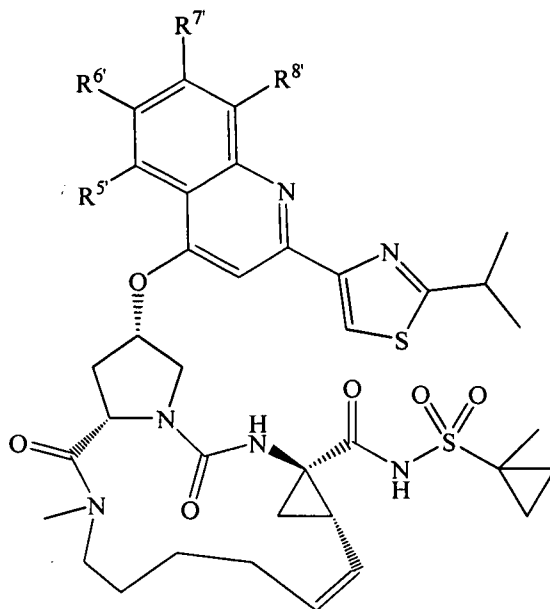
MS (ESI, EI^+) $m/z = 680$ (MH^+).

[00438] *Step D:* Preparation of (Z)-(4*R*,6*S*,15*S*,17*S*)-17-[8-chloro-7-methoxy-2-(5-isopropylisoxazol-3-yl)quinolin-4-yloxy]-13-*N*-methyl-2,14-dioxo-1,3,13-triazatricyclo[13.3.0.0]octadec-7-ene-4-carboxylic acid **95d**. Compound **95d** was synthesized from compound **94d** as a white solid in 10% yield, following the procedure as described for compound **55c**.

MS (ESI, EI^+) $m/z = 652$ (MH^+).

[00439] *Step E:* Preparation of (Z)-(4*R*,6*S*,15*S*,17*S*)-[17-[8-chloro-7-methoxy-2-(5-isopropylisoxazol-3-yl)quinolin-4-yloxy]-13-*N*-methyl-2,14-dioxo-1,3,13-triazatricyclo[13.3.0.0]octadec-7-ene-4-yl]carbonyl(1-methylcyclopropyl)sulfonamide **96d**. Compound **96d** was synthesized from compound **95d** as a white solid in 16% yield, following the procedure as described for compound **56c**.

MS (ESI, EI^+) $m/z = 769$ (MH^+).

Example 17Preparation of Macrocyclic Compounds 101

- 101a: $R^{5'} = H$, $R^{6'} = H$, $R^{7'} = OCH_3$, $R^{8'} = H$
 101b: $R^{5'} = H$, $R^{6'} = H$, $R^{7'} = OCH_3$, $R^{8'} = CH_3$
 101c: $R^{5'} = H$, $R^{6'} = H$, $R^{7'} = OCH_3$, $R^{8'} = F$
 101d: $R^{5'} = H$, $R^{6'} = H$, $R^{7'} = OCH_3$, $R^{8'} = Cl$
 101e: $R^{5'} = OCH_3$, $R^{6'} = H$, $R^{7'} = OCH_3$, $R^{8'} = H$
 101f: $R^{5'} = H$, $R^{6'} = OCH_3$, $R^{7'} = H$, $R^{8'} = CH_3$
 101g: $R^{5'} = H$, $R^{6'} = OCH_3$, $R^{7'} = Cl$, $R^{8'} = H$
 101h: $R^{5'} = H$, $R^{6'} = H$, $R^{7'} = OCH_3$, $R^{8'} = Br$

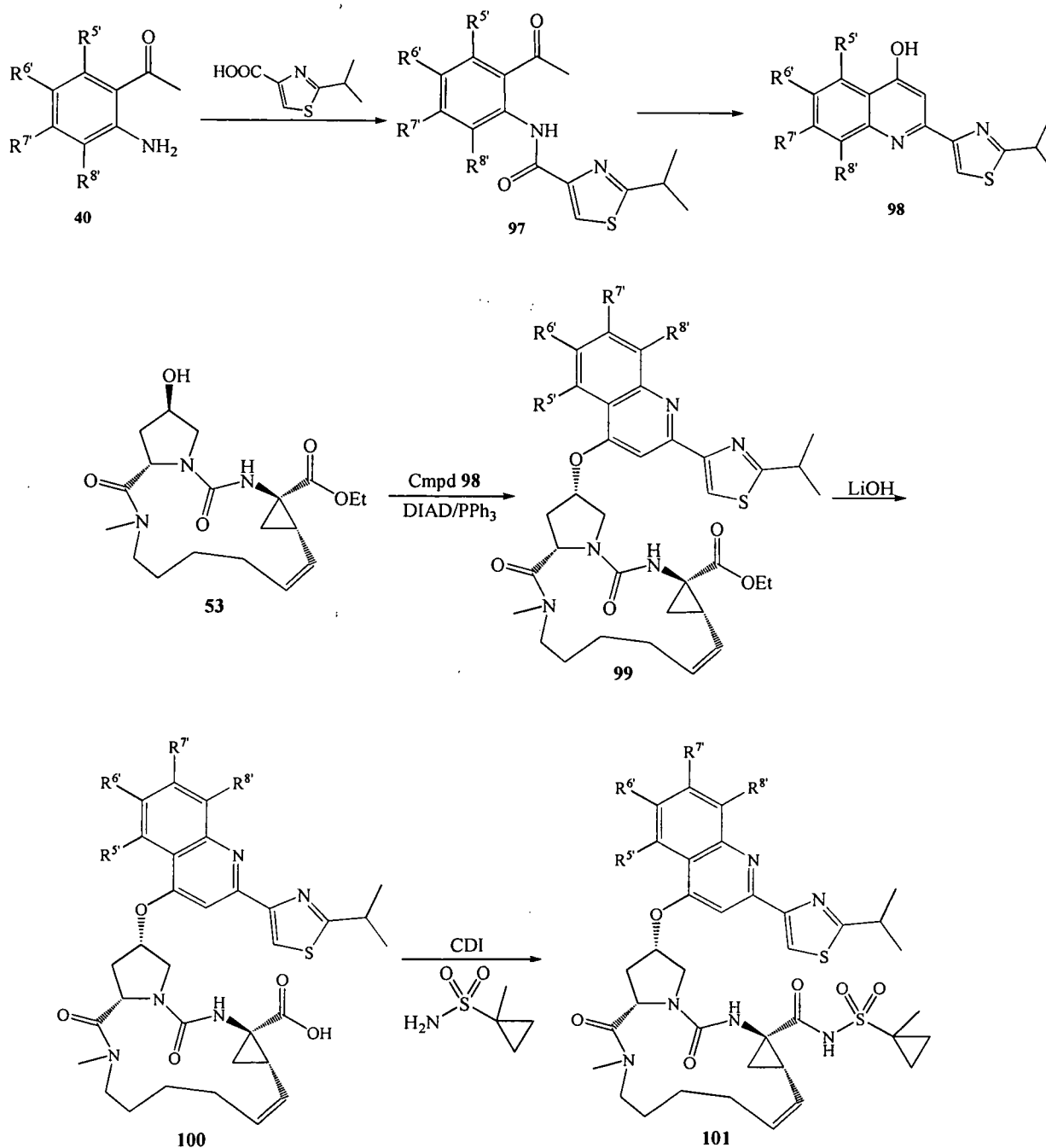
[00440] The syntheses of macrocyclic compounds **101** are illustrated with compound **101d** as shown in Scheme 19, where $R^{5'}$, $R^{6'}$, $R^{7'}$, and $R^{8'}$ in compounds **92** to **96** are the same as defined in compounds **56**. The same procedures are also applicable to other compounds **101**.

[00441] *Step A:* Preparation of *N*-(6-acetyl-2-chloro-3-methoxyphenyl)-2-isopropylthiazole-4-carboxamide **97d**. To a stirred solution of 2-isopropyl-1,3-thiazol-4-carboxylic acid (3.5 g, 20.4 mmol) in DCM (35 mL) was added oxalyl chloride (3.46 mL, 40.9 mmol) with a few drop of anhydrous DMF at 0 °C. At the end of gas escape, the mixture was allowed to warm up at room temperature and then stirred for 2 hrs. The reaction mixture was concentrated under reduced pressure and solubilized in dioxane (70 mL). A solution of 1-(2-amino-3-chloro-4-methoxy-phenyl)-ethanone **40d** (3.71 g, 18.6 mmol) in dioxane (15 mL) was then slowly added. The mixture was stirred at room temperature for 16 hrs. $NaHCO_3$ was added. The mixture was extracted with EtOAc, dried over Na_2SO_4 ,

filtered, and concentrated under reduced pressure. The crude material was triturated in diethyl ether to yield compound **97b** in 60% yield.

^1H NMR (CDCl_3 , 400 MHz) δ 1.47 (s, 3H), 1.48 (s, 3H), 2.57 (s, 3H), 3.34-3.41 (quint, $J = 6.90$ Hz, 1H), 3.98 (s, 3H), 6.86 (d, $J = 8.48$ Hz, 1H), 7.64 (d, $J = 8.48$ Hz, 1H), 8.07 (s, 1H); MS (ESI, EI^+) $m/z = 351$ (MH^+).

Scheme 19



[00442] Step B: Preparation of 8-chloro-2-(2-isopropyl-thiazol-4-yl)-7-methoxy-

quinolin-4-ol **98d**. Compound **97d** (352 mg, 1 mmol) and potassium *tert*-butoxide (236 mg, 2.1 mmol) in *tert*-butyl alcohol (10 mL) were stirred in a sealed vessel at 120 °C for 1 hr under microwave radiations. The mixture was then poured into diethyl ether, acidified with 2.5N HCl to pH 5 and extracted with ethyl acetate, and concentrated under reduced pressure to yield compound **98b** in 82 % yield.

¹H NMR (CDCl₃, 400 MHz) δ 1.49 (s, 3H), 1.51 (s, 3H), 3.38-3.45 (quint, J = 6.90 Hz, 1H), 4.06 (s, 3H), 6.70(brs, 1H), 7.05 (d, J = 9.35 Hz, 1H), 7.76 (s, 1H).

[00443] *Step C:* Preparation of (Z)-(4*R*,6*S*,15*S*,17*S*)-17-[8-chloro-7-methoxy-2-(2-isopropylthiazol-4-yl)quinolin-4-yloxy]-13-*N*-methyl-2,14-dioxo-1,3,13-triazatricyclo[13.3.0.0]octadec-7-ene-4-carboxylic acid ethyl ester **99d**. Compound **99d** was synthesized from compounds **53** and **98d** as a white solid in 31% yield, following the procedure as described for compound **54c**.

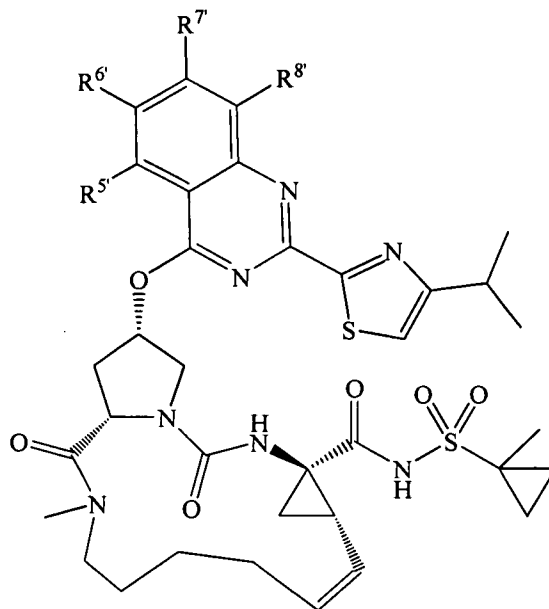
MS (ESI, EI⁺) m/z = 696 (MH⁺).

[00444] *Step D:* Preparation of (Z)-(4*R*,6*S*,15*S*,17*S*)-17-[8-chloro-7-methoxy-2-(2-isopropylthiazol-4-yl)quinolin-4-yloxy]-13-*N*-methyl-2,14-dioxo-1,3,13-triazatricyclo[13.3.0.0]octadec-7-ene-4-carboxylic acid **100d**. Compound **100d** was synthesized from compound **99d** as a white solid in 47% yield, following the procedure as described for compound **55c**.

MS (ESI, EI⁺) m/z = 668 (MH⁺).

[00445] *Step E:* Preparation of (Z)-(4*R*,6*S*,15*S*,17*S*)-[17-[8-chloro-7-methoxy-2-(2-isopropylthiazol-4-yl)quinolin-4-yloxy]-13-*N*-methyl-2,14-dioxo-1,3,13-triazatricyclo[13.3.0.0]octadec-7-ene-4-yl]carbonyl(1-methylcyclopropyl)sulfonamide **101d**. Compound **101d** was synthesized from compound **100d** as a white solid in 38% yield, following the procedure as described for compound **56c**.

MS (ESI, EI⁺) m/z = 785 (MH⁺).

Example 18Preparation of Macrocyclic Compounds 110

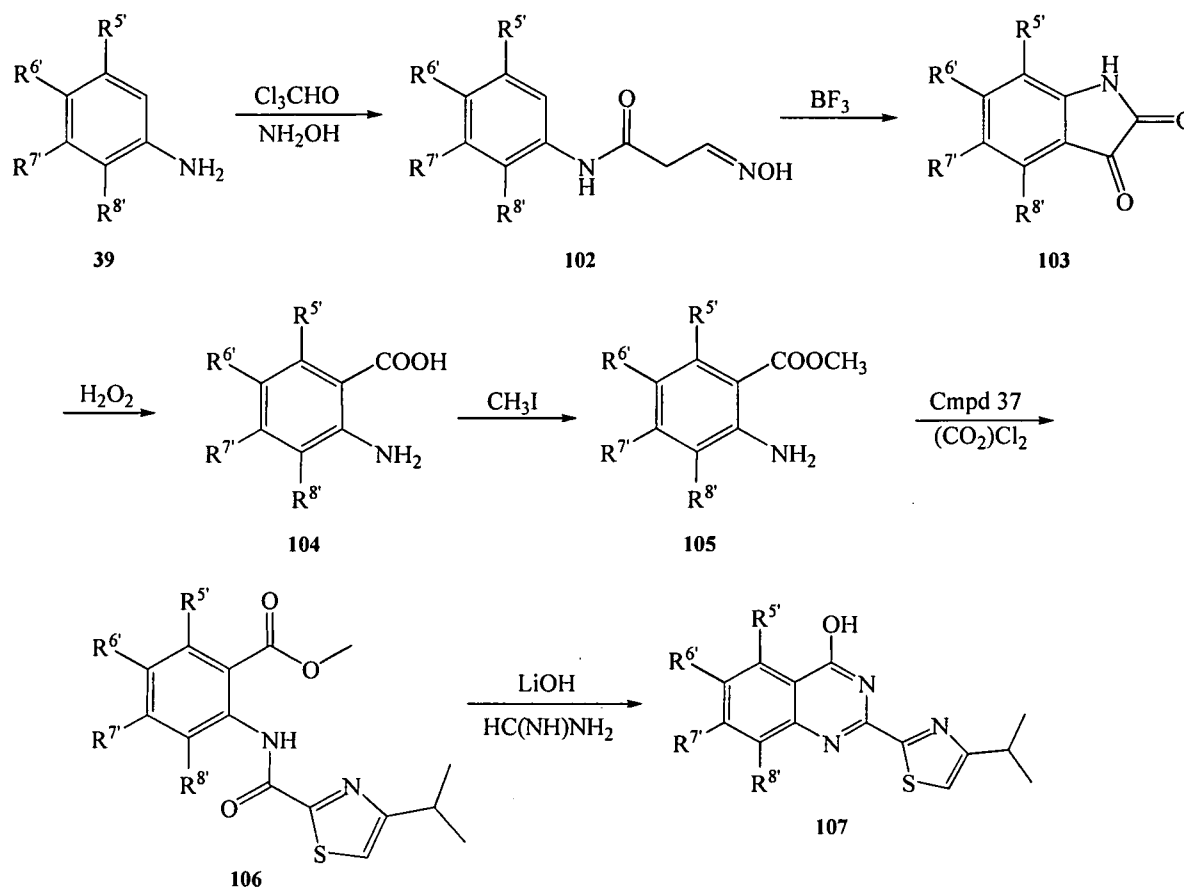
- 110a: $R^{5'} = H, R^{6'} = H, R^{7'} = OCH_3, R^{8'} = H$
 110b: $R^{5'} = H, R^{6'} = H, R^{7'} = OCH_3, R^{8'} = CH_3$
 110c: $R^{5'} = H, R^{6'} = H, R^{7'} = OCH_3, R^{8'} = F$
 110d: $R^{5'} = H, R^{6'} = H, R^{7'} = OCH_3, R^{8'} = Cl$
 110e: $R^{5'} = OCH_3, R^{6'} = H, R^{7'} = OCH_3, R^{8'} = H$
 110f: $R^{5'} = H, R^{6'} = OCH_3, R^{7'} = H, R^{8'} = CH_3$
 110g: $R^{5'} = H, R^{6'} = OCH_3, R^{7'} = Cl, R^{8'} = H$
 110h: $R^{5'} = H, R^{6'} = H, R^{7'} = OCH_3, R^{8'} = Br$

[00446] The syntheses of macrocyclic compounds **110** are illustrated with compound **110d** as shown in Schemes 20 and 21 where $R^{5'}$, $R^{6'}$, $R^{7'}$, and $R^{8'}$ in compounds **102** to **110** are the same as defined in compounds **56**. The same procedures are also applicable to other compounds **110**.

[00447] *Step A: Preparation of N-(2-chloro-3-methoxyphenyl)-2-hydroxyiminoacetamide 102d.* To a stirred solution of sodium sulfate (58.5 g, 412 mmol) in water (100 mL) was added a solution of chloralhydrate (9.36 g, 56.6 mmol) in water (120 mL). Chloroanisidine **39d** (10g, 51.5 mmol) was added followed by 37% HCl (20 mL). A solution of hydroxylamine (50% in water, 4.7 mL, 154.5 mmol) in 50 mL was then added and the reaction mixture was refluxed for 90 min. The suspended solid was filtered off, and washed with water and ether. Organics were dried over Na_2SO_4 , filtered, and concentrated under reduced pressure to yield compound **102d** as a brown solid.

^1H NMR (DMSO- d_6 , 400 MHz) δ 3.86 (s, 3H), 6.98 (d, J = 8.07 Hz, 1H), 7.31 (t, J = 8.07 Hz, 1H), 7.61 (d, J = 8.07 Hz, 1H), 7.66 (s, 1H), 9.43 (s, 1H), 12.43 (s, 1H).

Scheme 20



[00448] *Step B:* Preparation of 7-chloro-6-methoxy-1H-indole-2,3-dione **103d**.

Compound **102d** (10.46 g, 45.74 mmol) was added portionwise to $\text{BF}_3 \cdot \text{Et}_2\text{O}$ at 40 °C. The mixture was then heated at 90°C for 3hrs. After cooling down to room temperature, the reaction mixture was poured into crushed ice and extracted with EtOAc. Organics were dried over Na_2SO_4 , filtered, concentrated under reduced pressure, and purified by chromatography on silica gel (petroleum ether/EtOAc). The compound obtained was recrystallised from EtOH to yield compound **103d** as a brown solid in 63% yield.

^1H NMR (DMSO- d_6 , 400 MHz) δ 3.96 (s, 3H), 6.79 (d, J = 9.10 Hz, 1H), 7.52 (d, J = 9.10 Hz, 1H), 11.40 (s, 1H).

[00449] *Step C:* Preparation of 2-amino-3-chloro-4-methoxy benzoic acid **104d**. A suspension of compound **103d** (6.03 g, 28.52 mmol), NaOH (1.25 g, 31.37 mmol), and NaCl

(3.49 g, 59.89 mmol) in water (60 mL) was stirred at room temperature for 30 min and was then ice-cooled. H₂O₂ was added dropwise. The mixture was stirred at 0 °C for 20 min and at room temperature for 3 hrs. The reaction mixture was quenched with glacial AcOH, filtered, and washed with water. The solid obtained was dissolved in DCM, dried over Na₂SO₄, filtered, and concentrated under reduced pressure. The crude material was purified by chromatography on silica gel (DCM/MeOH) to yield compound **104d** as an orange solid in 36% yield.

¹H NMR (DMSO-*d*₆, 400 MHz) δ 3.85 (s, 3H), 6.41 (d, *J* = 9.05 Hz, 1H), 6.77 (brs, 2H), 7.74 (d, *J* = 9.05 Hz, 1H), 12.7 (brs, 1H).

[00450] *Step D:* Preparation of 2-amino-3-chloro-4-methoxy benzoic acid methyl ester **105d**. To a stirred solution of compound **104d** (1.9 g, 9.6 mmol) in dry DMF (25 mL) was added K₂CO₃ (1.32 g, 9.6 mmol) at room temperature. The reaction mixture was stirred for 30 min and methyl iodide (0.77 mL, 12.4 mmol) was added. After 2 hrs at room temperature, 5% aqueous citric acid was added. The mixture was extracted with EtOAc. Organics were washed with water, dried over Na₂SO₄, filtered, concentrated under reduced pressure, and purified by chromatography on silica gel (petroleum ether/EtOAc) to yield compound **105d** as beige solid in 50% yield.

¹H NMR (CDCl₃, 400 MHz) δ (ppm) 3.79 (s, 3H), 3.86 (s, 3H), 6.23 (d, *J* = 9.03 Hz, 1H), 7.75 (d, *J* = 9.03 Hz, 1H).

[00451] *Step E:* Preparation of methyl 3-chloro-2-(4-isopropylthiazole-2-carboxamido)-4-methoxybenzoate **106d**. To a stirred solution of compound **37** (758 mg, 4.28 mmol) in dry DCM was added oxalyl chloride (720 μ L, 8.56 mmol) and few drops of DMF at 0 °C. The reaction mixture was stirred at 0 °C for 30 min and at room temperature for 2 hrs. The mixture was filtered, concentrated under reduced pressure, and dissolved in dioxane (3 mL). Compound **105d** (770 mg, 3.56 mmol) in dioxane (6 mL) was then added. The reaction mixture was stirred at room temperature for 16 hrs. Solvent was evaporated. Water was added to the mixture. The reaction mixture was extracted with EtOAc. Organics were dried over Na₂SO₄, filtered, concentrated under reduced pressure, and purified by chromatography on silica gel (petroleum ether/EtOAc) to yield compound **106d** as a pale yellow solid in 92% yield.

¹H NMR (CDCl₃, 400 MHz) δ 1.19 (d, *J* = 6.63 Hz, 6H), 3.09-3.16 (m, 1H), 3.79 (s, 3H), 3.91 (s, 3H), 6.82 (d, *J* = 9.02 Hz, 1H), 7.19 (s, 1H), 7.82 (d, *J* = 9.02 Hz, 1H), 9.97 (s, 1H).

[00452] *Step F:* Preparation of 8-chloro-2-(4-isopropyl-thiazol-2-yl)-7-methoxy-quinazolin-4-ol **107d**. To a stirred solution of compound **106d** (1.32 g, 3.58 mmol) in EtOH/H₂O (1/1, 10 mL) was added LiOH (10.3 mg, 4.29 mmol). The reaction mixture was stirred at 60 °C for 2hrs. An aqueous solution of citric acid (5%) was added and the mixture was extracted with EtOAc. Organic were dried over Na₂SO₄, filtered, and concentrated under reduced pressure. The residue was stirred with formamidine (26 mL) at 150 °C for 4hrs, and the mixture was allowed to cool down to room temperature overnight. The mixture was poured into water, and extracted with DCM. Organics were dried over Na₂SO₄, filtered, concentrated under reduced pressure, and purified by chromatography on silica gel (petroleum ether/EtOAc) to yield compound **107d** as beige solid in 58% yield.

¹H NMR (DMSO-*d*₆, 400 MHz) δ 1.32 (d, *J* = 6.71 Hz, 6H), 3.09-3.15 (m, 1H), 4.01 (s, 3H), 7.42 (d, *J* = 9.03 Hz, 1H), 7.67 (s, 1H), 8.11 (d, *J* = 9.03 Hz, 1H), 12.42 (s, 1H).

[00453] *Step G:* Preparation of (Z)-(4*R*,6*S*,15*S*,17*S*)-17-[8-chloro-7-methoxy-2-(4-isopropylthiazol-2-yl)quinazolin-4-yloxy]-13-*N*-methyl-2,14-dioxo-1,3,13-triazatricyclo[13.3.0.0]octadec-7-ene-4-carboxylic acid ethyl ester **108d**. Compound **108d** was synthesized from compounds **53** and **107d** as yellow oil in 16% yield, following the procedure as described for compound **54c**.

MS (ESI, EI⁺) *m/z* = 697 (MH⁺).

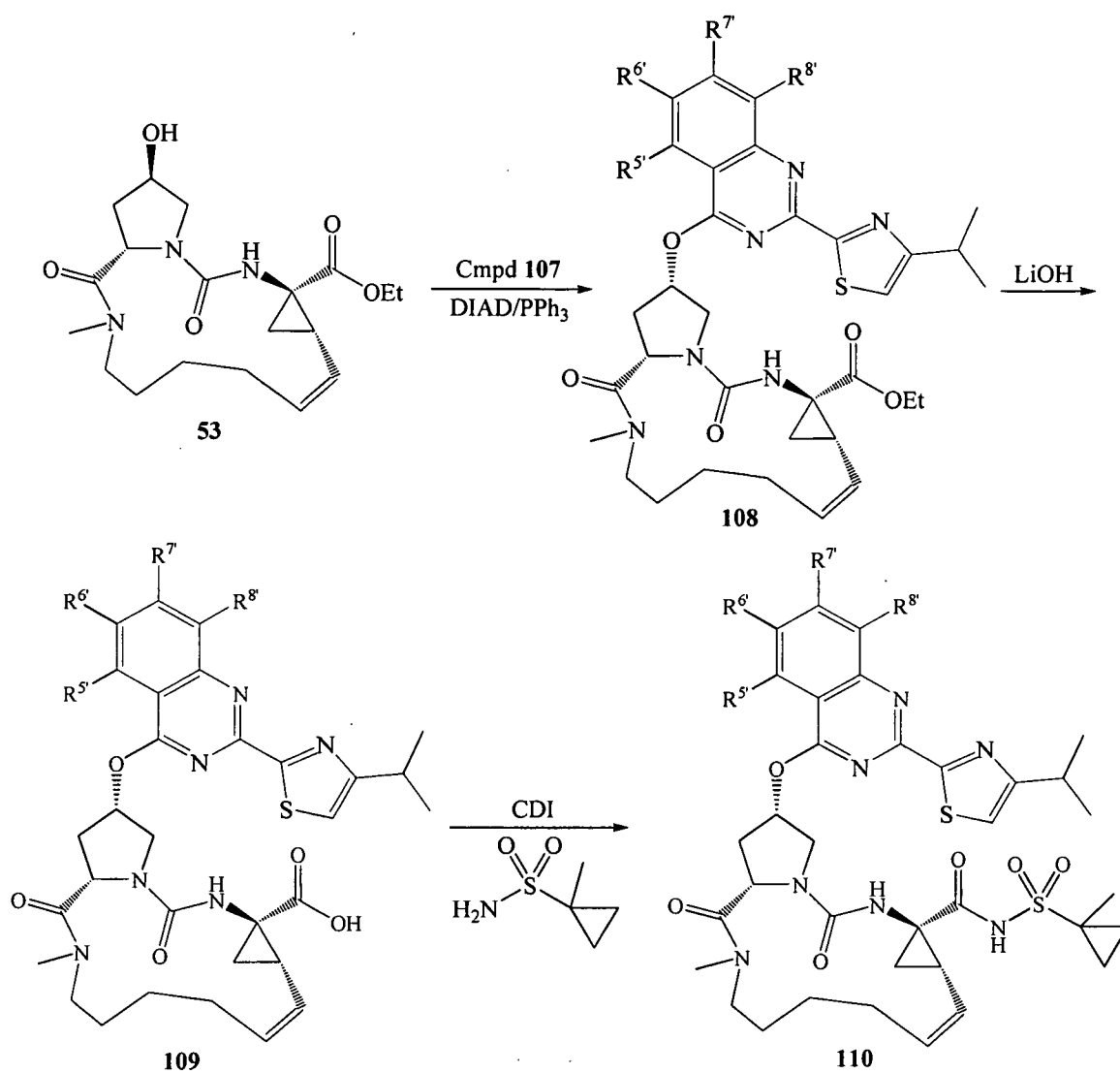
[00454] *Step H:* Preparation of (Z)-(4*R*,6*S*,15*S*,17*S*)-17-[8-chloro-7-methoxy-2-(4-isopropylthiazol-2-yl)quinazolin-4-yloxy]-13-*N*-methyl-2,14-dioxo-1,3,13-triazatricyclo[13.3.0.0]octadec-7-ene-4-carboxylic acid **109d**. Compound **109d** was synthesized from compound **108d** as a white solid in 16% yield, following the procedure as described for compound **55c**.

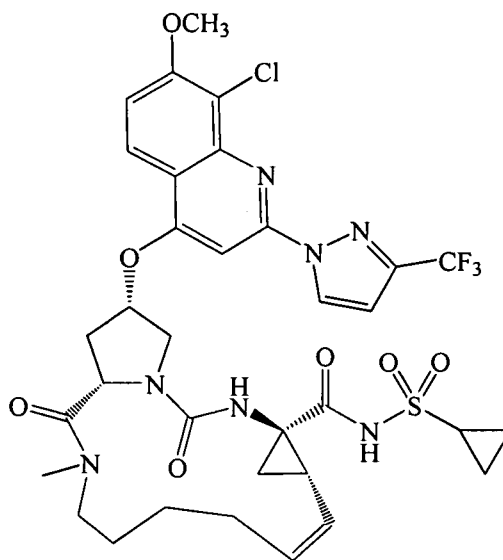
MS (ESI, EI⁺) *m/z* = 669 (MH⁺).

[00455] *Step I:* Preparation of (Z)-(4*R*,6*S*,15*S*,17*S*)-[17-[8-chloro-7-methoxy-2-(4-isopropylthiazol-2-yl)quinazolin-4-yloxy]-13-*N*-methyl-2,14-dioxo-1,3,13-triazatricyclo[13.3.0.0]octadec-7-ene-4-yl]carbonyl(1-methylcyclopropyl)sulfonamide **110d**. Compound **110d** was synthesized from compound **109d** as a white solid in 16% yield, following the procedure as described for compound **56c**.

MS (ESI, EI⁺) *m/z* = 786 (MH⁺).

Scheme 21



Example 19Preparation of Macrocyclic Compound 91e**91e**

[00456] The synthesis of macrocyclic compound **91e** is illustrated in Scheme 22

[00457] *Step A:* Preparation of (2*S*,4*S*)-1-*tert*-butyl 2-methyl 4-(8-chloro-7-methoxy-2-(3-(trifluoromethyl)-1*H*-pyrazol-1-yl)quinolin-4-yloxy)pyrrolidine-1,2-dicarboxylate **112**. Compound **112** was synthesized from *N*-Boc-*trans*-4-hydroxy-L-proline-methyl ester **111** and compound **88a** as beige foam in 90% yield, following the procedure as described for compound **54c**.

MS (ESI, EI⁺) m/z = 571 (MH⁺).

[00458] *Step B:* Preparation of (2*S*,4*S*)-1-(*tert*-butoxycarbonyl)-4-(8-chloro-7-methoxy-2-(3-(trifluoromethyl)-1*H*-pyrazol-1-yl)quinolin-4-yloxy)pyrrolidine-2-carboxylic acid **113**. To a stirred solution of compound **112** (650 mg, 1.13 mmol) in THF (12 mL) was added LiOH (82 mg, 3.41 mmol) and water. The reaction mixture was stirred at room temperature for 16 hrs and was acidified with 1N HCl to pH 5-6. Aqueous layer was extracted with EtOAc. Organics were dried over Na₂SO₄, filtered, and concentrated under reduced pressure to yield compound **113** as a pink solid in 95% yield.

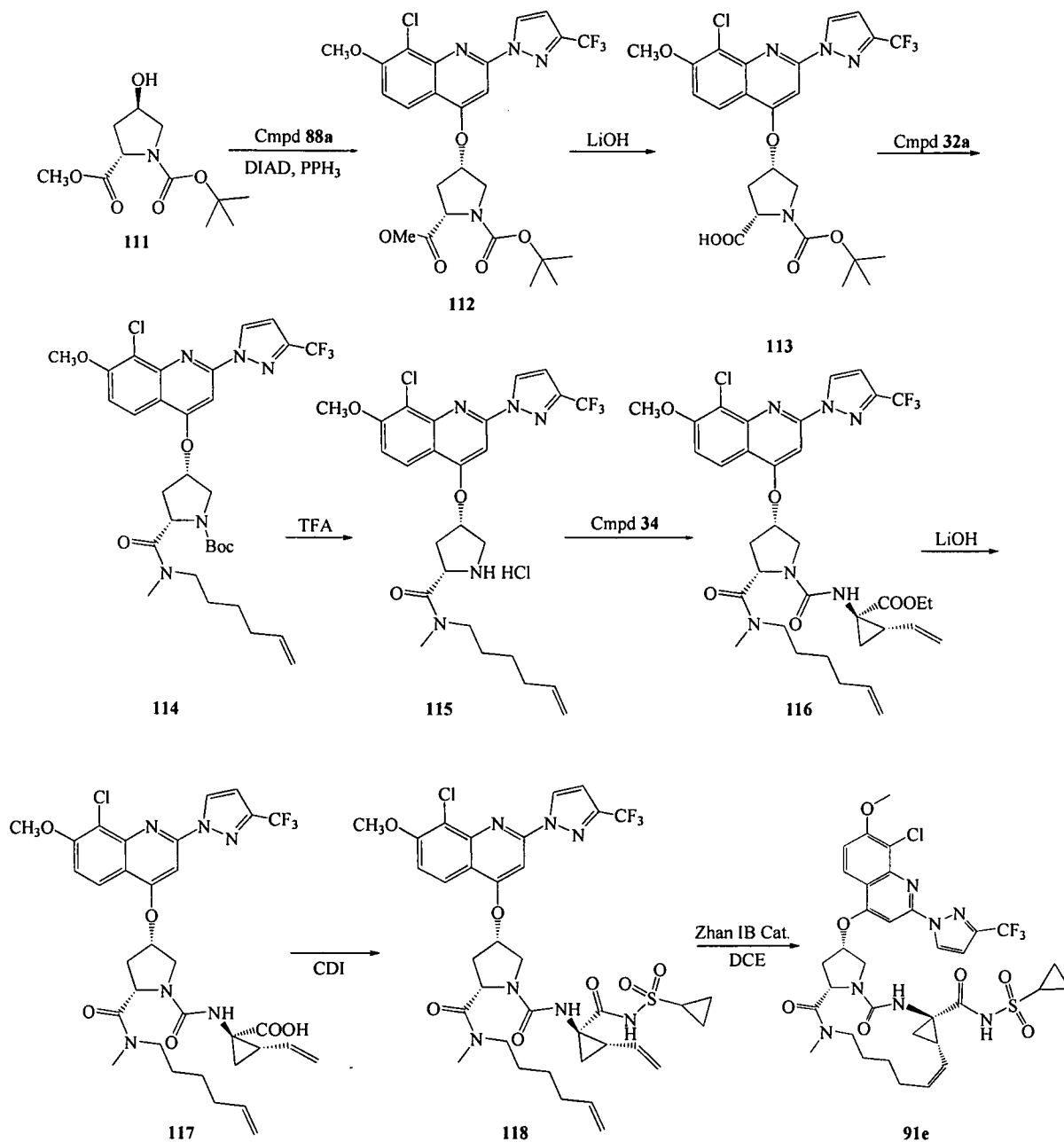
MS (ESI, EI⁺) m/z = 558 (MH⁺).

[00459] *Step C:* Preparation of (2*S*,4*S*)-*tert*-butyl 4-(8-chloro-7-methoxy-2-(3-

(trifluoromethyl)-1*H*-pyrazol-1-yl)quinolin-4-yloxy)-2-(hex-5-enyl(methyl)carbamoyl)pyrrolidine-1-carboxylate **114**. Compound **114** was synthesized from compounds **32a** and **113** as white foam in 87% yield, following the procedure as described for compound **48**.

MS (ESI, EI⁺) m/z = 653 (MH⁺).

Scheme 22



[00460] *Step D: Preparation of (2*S*,4*S*)-4-(8-chloro-7-methoxy-2-(3-(trifluoromethyl)-1*H*-pyrazol-1-yl)quinolin-4-yloxy)-*N*-(hex-5-enyl)-*N*-methylpyrrolidine-2-carboxamide **115**.*

Compound **115** was synthesized from compound **114** as a white solid in quantitative yield, following the procedure as described for compound **82**.

MS (ESI, EI⁺) m/z = 553 (MH⁺).

[00461] *Step E:* Preparation of (1*R*,2*S*)-ethyl 1-((2*S*,4*S*)-4-(8-chloro-7-methoxy-2-(3-(trifluoromethyl)-1*H*-pyrazol-1-yl)quinolin-4-yloxy)-2-(hex-5-enyl(methyl)carbamoyl)pyrrolidine-1-carboxamido)-2-vinylcyclopropanecarboxylate **116**.

Compound **116** was synthesized from compounds **33** and **115** as a white solid in 75% yield, following the procedure as described for compound **50**.

MS (ESI, EI⁺) m/z = 734 (MH⁺).

[00462] *Step F:* Preparation of (1*R*,2*S*)-1-((2*S*,4*S*)-4-(8-chloro-7-methoxy-2-(3-(trifluoromethyl)-1*H*-pyrazol-1-yl)quinolin-4-yloxy)-2-(hex-5-enyl(methyl)carbamoyl)pyrrolidine-1-carboxamido)-2-vinylcyclopropanecarboxylic acid **117**. Compound **117** was synthesized from compound **116** as a white solid in 60% yield, following the procedure as described for compound **55c**.

MS (ESI, EI⁺) m/z = 706 (MH⁺).

[00463] *Step G:* Preparation of (2*S*,4*S*)-4-(8-chloro-7-methoxy-2-(3-(trifluoromethyl)-1*H*-pyrazol-1-yl)quinolin-4-yloxy)-*N*1-((1*R*,2*S*)-1-(cyclopropylsulfonylcarbamoyl)-2-vinylcyclopropyl)-*N*2-(hex-5-enyl)-*N*2-methylpyrrolidine-1,2-dicarboxamide **118**.

Compound **118** was synthesized from compound **117** and cyclopropylamine as a white solid in 40% yield, following the procedure as described for compound **56c**.

MS (ESI, EI⁺) m/z = 809 (MH⁺).

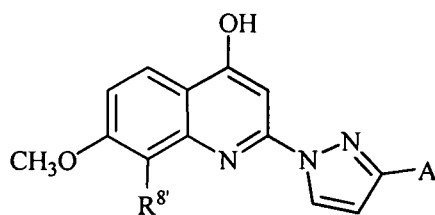
[00464] *Step H:* Preparation of (*Z*)-(4*R*,6*S*,15*S*,17*S*)-[17-[8-chloro-7-methoxy-2-(3-(trifluoromethyl)-1*H*-pyrazol-1-yl)quinolin-4-yloxy]-13-*N*-methyl-2,14-dioxo-1,3,13-triazatricyclo[13.3.0.0]octadec-7-ene-4-yl]carbonyl(cyclopropyl)sulfonamide **91e**. To a stirred solution of compound **118** (55 mg, 0.07 mmol) in degassed DCE (68 ml) at 40 °C was added Zhan IB catalyst (1 mg, 2% mol). After the reaction mixture was stirred for 1 hr at 40 °C, a second batch of Zhan IB catalyst (0.5 mg) was added. After the reaction mixture was stirred for 1 hr at 60 °C, a third batch of Zhan IB catalyst (0.5 mg) was added. The reaction mixture was stirred at 60 °C for 16 hrs. The mixture was concentrated under reduced pressure and purified by chromatography on silica gel (petroleum ether/EtOAc) to yield

compound **91e** as a beige solid in 40% yield.

MS (ESI, EI⁺) m/z = 780 (MH⁺)

Example 20

Preparation of Substituted Quinolines **88**



88a: R^{8'} = CH₃, A = CF₃

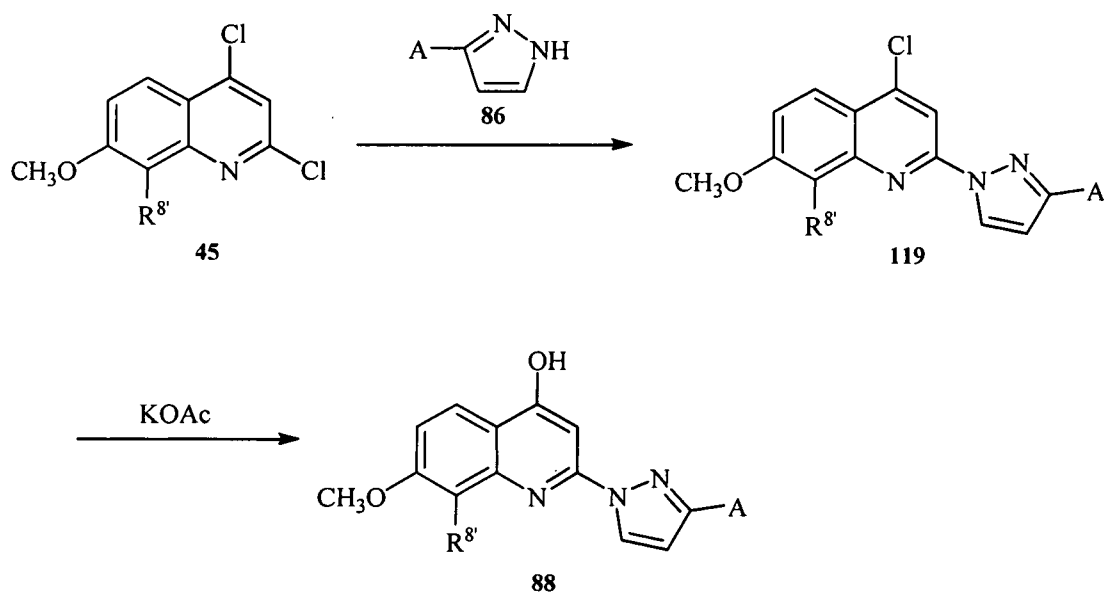
88b: R^{8'} = Cl, A = CF₃

88c: R^{8'} = Cl, A = *i*Pr

88d: R^{8'} = CH₃, A = *i*Pr

[00465] The syntheses of substituted quinolines are illustrated in Scheme 23 where R^{8'} and A in compound **119** are the same as defined in compound **88**.

Scheme 23

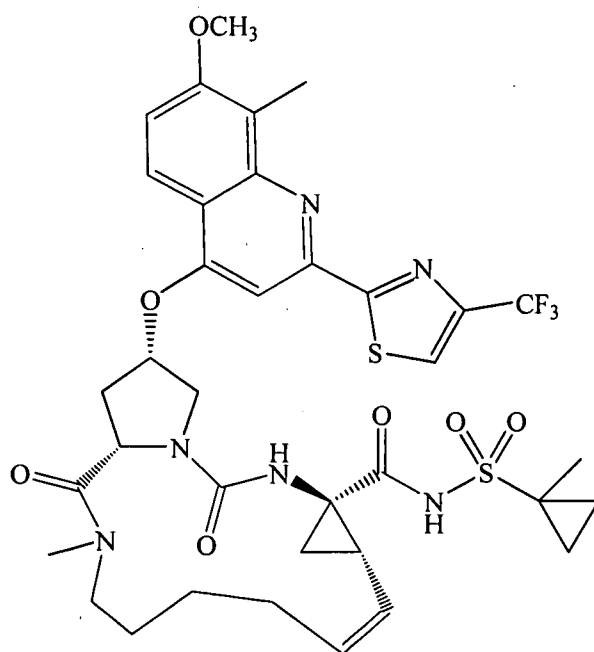


[00466] *Step A:* Synthesis of 4,8-dichloro-7-methoxy-2-(3-(trifluoromethyl)-1H-pyrazol-1-yl)quinoline **119b**. A mixture of compound **45d** (5 g, 19 mmol) and 3-trifluoromethylpyrazole **86a** (7.76 g, 57 mmol) was heated at 120 °C for 4-6 hrs and the reaction was followed by LCMS and TLC. The reaction mixture was purified by silica gel column (mono and dipyrazole were separated) using DCM and heptane as mobile phase to yield compound **119b** (3.5g) in 51% yield.

[00467] *Step B:* Synthesis of 8-chloro-7-methoxy-2-(3-(trifluoromethyl)-1*H*-pyrazol-1-yl)quinolin-4-ol **88b**. To a solution of compound **119b** (250 mg) in DMSO (2.5 mL) was added CH₃COOK (3 eq.), water (2 eq.). The reaction mixture was heated to 140 °C for 4 hrs. After cooled to RT, water (1 mL) was added to the reaction mixture slowly under stirring. Solid was filtered and washed with water to yield compound **88b** in >80% yield. In a separate reaction, when 5 eq. of CH₃COOK was used, the reaction was completed in 1 hr.

Example 21

Preparation of Macrocyclic Compound **68b**

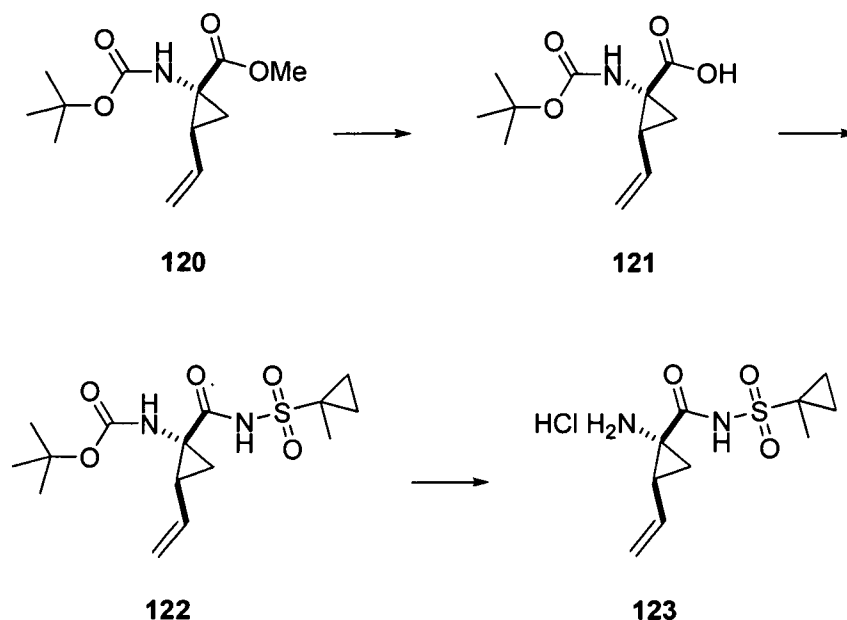


68b

[00468] The synthesis of macrocyclic compound **68b** is illustrated in Schemes 24 and 25.

[00469] *Step A:* Synthesis of (1*R*,2*S*)-1-(*tert*-butoxycarbonylamino)-2-vinylcyclopropanecarboxylic acid **121**. Compound **120** (51 g) was dissolved in THF (170 mL) at room temperature. Sodium hydroxide in water (1.47 eq. in 170 mL) was added. The reaction mixture was stirred at room temperature for 15 hrs, warmed to 50 °C for 1.5 hrs, and then cooled before neutralizing with 5M HCl. After neutralizing with 5M HCl, the reaction mixture was extracted with DCM. The organic layer was washed with water and brine, dried over sodium sulfate, and concentrated under vacuum to yield compound **121** (47.7 g) as a thick, yellow oil in 99% yield.

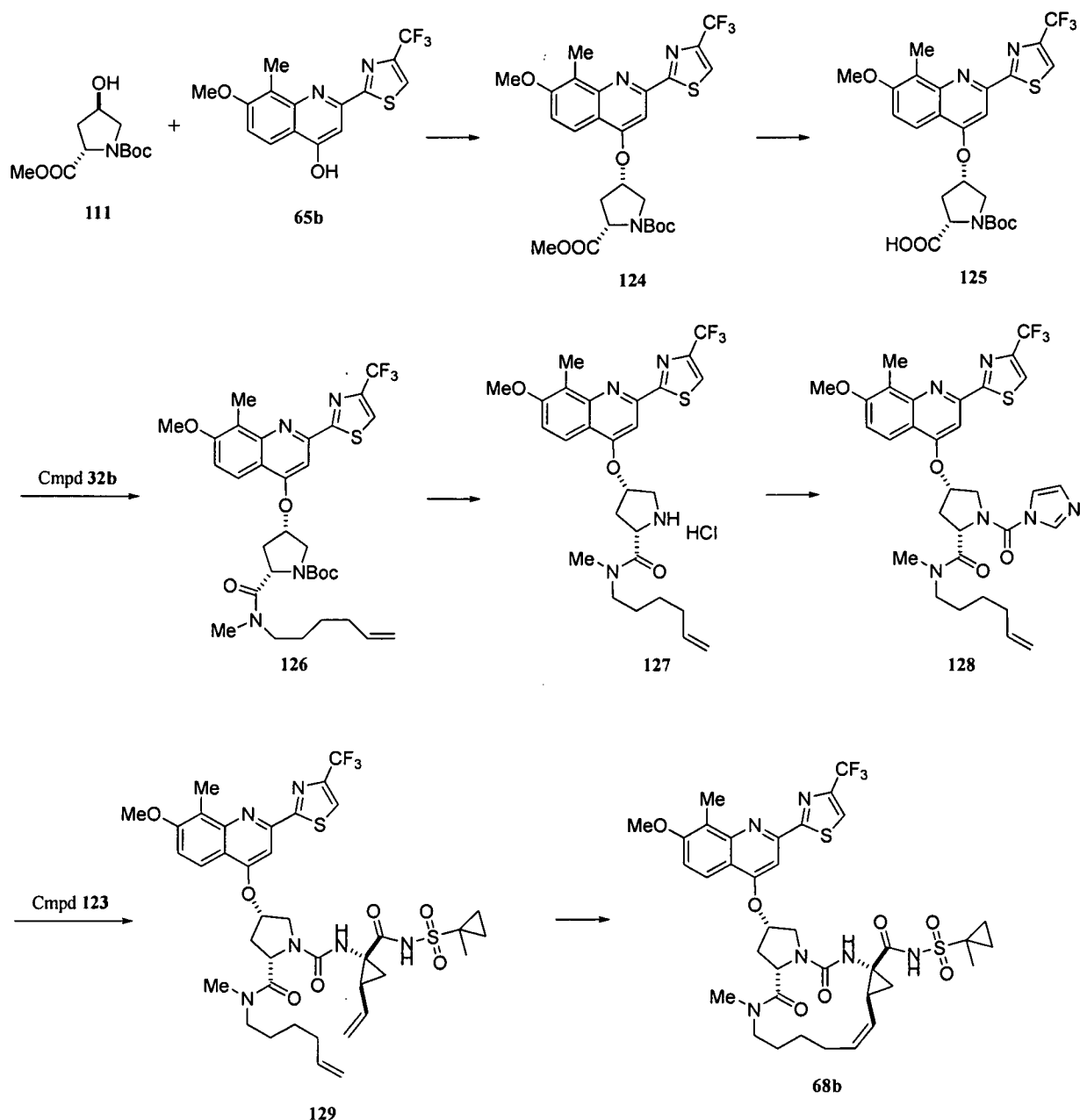
Scheme 24



[00470] *Step B:* Synthesis of *tert*-butyl (1*R*,2*S*)-1-(1-methylcyclopropylsulfonyl-carbamoyl)-2-vinylcyclopropylcarbamate **122**. Compound **121** (104.6 g) was dissolved in THF (1.0 L) at room temperature under argon. CDI (1.5 eq.) was added and the reaction mixture was refluxed for 20 min. After the reaction mixture was cooled to 4-6 °C, sulfonamide (1.5 eq.) was added, followed by the addition of DBU (2 eq.). After stirring at room temperature for 64 hrs, the reaction mixture was diluted with DCM, neutralized with 1M HCl, and washed with saturated brine to pH 7. The organics were dried over sodium sulfate and concentrated to give an off-white solid in 106.4 g. Crystallization from methanol/water gave compound **122** (91g) as a white solid in 77% yield.

[00471] *Step C:* Synthesis of (1*R*,2*S*)-1-amino-*N*-(1-methylcyclopropylsulfonyl)-2-vinylcyclopropanecarboxamide hydrochloride **123**. Compound **122** (51.5 g) was suspended in methanol (150 mL). A solution of acetyl chloride (3 eq.) in methanol was added to the suspension. The reaction mixture was heated at 50 °C for 3 hrs. The reaction mixture was concentrated at 45-50 °C and co-evaporated with DCM to give compound **123** (42.4 g) as a white powder in 102% yield due to DCM.

Scheme 25



[00472] *Step D:* Synthesis of (2*S*,4*S*)-1-*tert*-butyl 2-methyl 4-(7-methoxy-8-methyl-2-(4-(trifluoromethyl)thiazol-2-yl)quinolin-4-yloxy)pyrrolidine-1,2-dicarboxylate **124**.

Triphenylphosphine (1.5 eq.) was dissolved in 180 mL of tetrahydrofuran under argon. The solution was cooled down to 0-5 °C. DIAD (1.5 eq.) was slowly added over a period of 15-20 min. Compound **65b** (20 g, 1 eq.) was added over 5-10 min at the temperature of 0-5 °C. Compound **111** (17.6 g, 1.2 eq.) was added, and the reaction mixture was warmed to room temperature. One hour later, the reaction mixture was concentrated under vacuum at 40-45

°C and the crude was triturated with MeOH, TBME, and heptane to yield compound **124** (22.24 g) as a white powder in 67% yield and 98.7 % purity.

MS: m/z (ESI⁺) = 568.27 [M+H]⁺, 100%; m/z (ESI⁻) = 626.50 [M+OAc]⁻, 100%.

[00473] *Step E.* Synthesis of (2*S*,4*S*)-1-(*tert*-butoxycarbonyl)-4-(7-methoxy-8-methyl-2-(4-(trifluoromethyl)thiazol-2-yl)quinolin-4-yloxy)pyrrolidine-2-carboxylic acid **125**.

Compound **124** (22.24 g) was dissolved in THF (66 mL) at room temperature. Water (66 mL) was added, followed by lithium hydroxide (5 eq.) in one portion. The reaction mixture was heated at 40 °C for 3 hrs, cooled, acidified with 5M HCl, and extracted with DCM. The organic phase was dried over Na₂SO₄ and concentrated under vacuum to give compound **125** (21.33 g) as an off-white powder in 92% yield (7.5 w% of THF) and 99% purity.

MS: m/z (ESI⁺) = 554.24 [M+H]⁺, 100%; m/z (ESI⁻) = 552.37 [M-H]⁻, 100%.

[00474] *Step F:* Synthesis of (2*S*,4*S*)-*tert*-butyl 2-(hex-5-enyl(methyl)carbamoyl)-4-(7-methoxy-8-methyl-2-(4-(trifluoromethyl)thiazol-2-yl)quinolin-4-yloxy)pyrrolidine-1-carboxylate **126**. Compound **125** (21.33 g) was dissolved in anhydrous DMF (48 mL) at room temperature. *O*-(Benzotriazol-1-yl)-*N,N,N',N'*-tetramethyluronium tetrafluoroborate (1.25 eq.) was added at room temperature and the reaction mixture was stirred for 10 min. Compound **32b** (1.1 eq.) was added and the reaction mixture was stirred for additional 10-15 min. After cooling to 5 °C, diisopropylethylamine (3 eq.) was added. After warming to room temperature for 1 hr, the reaction mixture was diluted with ethyl acetate, washed with brine and ammonium chloride, dried over Na₂SO₄, and concentrated under vacuum to give crude **126** (22.09 g) as an orange foam. The crude product was crystallized from ethyl acetate and heptane to give compound **126** (20.8 g) as an off-white powder in 90% yield and 99% purity.

MS: m/z (ESI⁺) = 649.43 [M+H]⁺, 100%; m/z (ESI⁻) = 707.57 [M+OAc]⁻, 100%.

[00475] *Step G:* Synthesis of (2*S*,4*S*)-*N*-(hex-5-enyl)-4-(7-methoxy-8-methyl-2-(4-(trifluoromethyl)thiazol-2-yl)quinolin-4-yloxy)-*N*-methylpyrrolidine-2-carboxamide **127**. Compound **126** (19.92 g) was suspended in anhydrous methanol (120 mL) under argon at room temperature. Separately acetyl chloride (3 eq.) was added to anhydrous methanol (60 mL) at 10-20 °C. This solution was added to the compound **126** solution at 5 °C. The reaction mixture was heated at 40 °C for 3-4 hrs. After the completion of the reaction, the reaction mixture was concentrated under vacuum and then co-evaporated with 200 mL of anhydrous dichloromethane. The product was then dried in a vacuum oven at 40-45 °C.

Compound **127** (18.35 g) was recovered as a yellow foam in quantitative yield and 100% purity (HPLC).

MS: m/z (ESI⁺) = 549.31 [M+H]⁺, 100%; m/z (ESI⁻) = 607.50 [M+OAc]⁻, 100%.

[00476] *Step H:* Synthesis of (2*S*,4*S*)-*N*-(hex-5-enyl)-1-(1*H*-imidazole-1-carbonyl)-4-(7-methoxy-8-methyl-2-(4-(trifluoromethyl)thiazol-2-yl)quinolin-4-yloxy)-*N*-methylpyrrolidine-2-carboxamide **128**. Compound **127** (18.35 g) was dissolved in anhydrous dichloromethane (37 mL) under argon. 1,1'-Carbonyldiimidazole (2 eq.) was added at room temperature. The reaction mixture was stirred for 40 min. The mixture was diluted with DCM, washed with water, dried over Na₂SO₄, and concentrated under vacuum. Compound **128** (19.39 g) was recovered as a pale yellow foam in 99% yield over two steps and in 98% purity (HPLC).

MS: m/z (ESI⁻): 701.63 [M+OAc]⁻, 100%.

[00477] *Step I:* Synthesis of (2*S*,4*S*)-*N*²-(hex-5-enyl)-4-(7-methoxy-8-methyl-2-(4-(trifluoromethyl)thiazol-2-yl)quinolin-4-yloxy)-*N*²-methyl-*N*¹-((1*R*,2*S*)-1-(1-methylcyclopropylsulfonylcarbonyl)-2-vinylcyclopropyl)pyrrolidine-1,2-dicarboxamide **129**. Compounds **128** (18.89 g) and **123** were mixed at room temperature in anhydrous acetonitrile (76 mL) and heated at 65 °C until the reaction was complete. The reaction mixture was then concentrated under vacuum to yield a first orange foam (36.21 g). The first foam was dissolved in DCM and repeatedly washed with brine, dried over Na₂SO₄, and concentrated under vacuum to give a second orange foam (25.08 g). Compound **129** (12.2 g) was crystallized from a solution of the second orange foam in DCM, ethyl acetate, and heptane as a white solid in 50.8% yield and 98% purity.

MS: m/z (ESI⁺) = 819.54 [M+H]⁺, 100%; m/z (ESI⁻) = 817.60 [M-H]⁻, 100%.

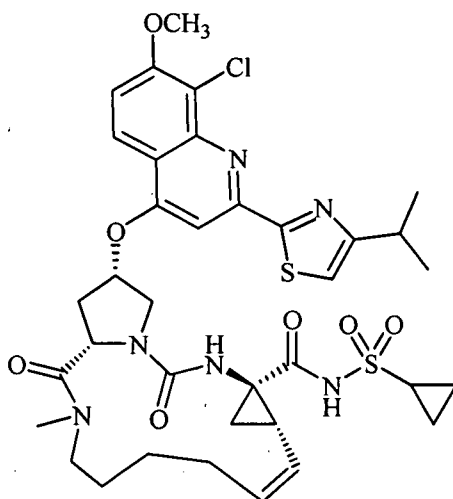
[00478] *Step J:* Synthesis of 1-methyl-cyclopropanesulfonic acid {(*Z*)-(4*R*,6*S*,15*S*,17*S*)-17-[7-methoxy-8-methyl-2-(4-trifluoromethyl-thiazol-2-yl)-quinolin-4-yloxy]-13-methyl-2,14-dioxo-1,3,13-triaza-tricyclo[13.3.0.0*4,6*]octadec-7-ene-4-carbonyl}-amide **68b**. Compound **129** (3.91 g) was dissolved in dichloroethane (980 mL) under Ar at room temperature. The solution was degassed with argon and then heated at 73-77 °C. Zhan 1B catalyst (1%) in dichloroethane was slowly added to the reaction solution. At 25 min, another 1% of the catalyst in DCE was added. In total, 8% of the catalyst was added over 4 hrs and 20 min. The reaction mixture was treated with 2-mercaptocotinic acid ("MNA") (1 g). The reaction mixture was cooled down to room temperature, concentrated

under vacuum to ~100 mL, and then washed with 0.5M aqueous NaHCO₃. To the separated organic phase was added MNA (1 g) and the mixture was stirred at room temperature for 55-65 min. The mixture was washed twice with aqueous 0.5M NaHCO₃, dried over Na₂SO₄, and filtered. Charcoal (11 g) was added to the organic solution and the mixture was stirred at room temperature for 15 hrs. The mixture was concentrated under vacuum to ~10-15 mL and filtered through a silica plug. The crude solid was triturated in warm methanol to give compound **68b** (1.1 g) as an off-white solid in 30% yield and 98% purity.

MS: m/z (ESI⁺) = 791.47 [M+H]⁺, 100%; m/z (ESI⁻) = 789.57 [M-H]⁻, 100%.

Example 22

Preparation of Macrocyclic Compound **62d**



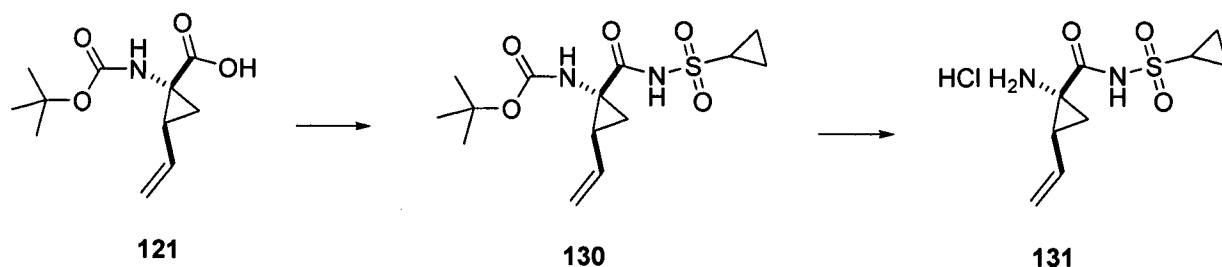
62d

[00479] The synthesis of macrocyclic compound **62d** is illustrated in Schemes 26 and 27.

[00480] *Step A:* Synthesis of *tert*-butyl (1*R*,2*S*)-1-(cyclopropylsulfonyl-carbamoyl)-2-vinylcyclopropylcarbamate **130**. Compound **121** (47.75 g) was dissolved in THF (480 mL) at room temperature. CDI (1.3 eq.) was added and the reaction mixture was refluxed for 30 min. After the reaction mixture was cooled to 20 °C, sulfonamide (1.5 eq.) was added, followed by the addition of DBU (2 eq.). After stirring at room temperature for 15 hrs, the reaction mixture was diluted with DCM, neutralized with 5M HCl, and washed with saturated brine to pH 7. The organics were dried over sodium sulfate and concentrated to give an off-white solid in 65 g. Crystallization from methanol/water gave compound **130** (60.17 g) as a white solid in 87% yield.

[00481] *Step B:* Synthesis of (1*R*,2*S*)-1-amino-*N*-(cyclopropylsulfonyl)-2-vinylcyclopropanecarboxamide hydrochloride **131**. Compound **130** (1 g) was suspended in methanol (2.5 mL). A solution of acetyl chloride (3 eq.) in methanol was added to the suspension. The reaction mixture was heated at 50 °C for 3 hrs. The reaction mixture was concentrated at 45-50 °C and co-evaporated with DCM to give compound **131** (833 mg) as a white foam in 103% yield due to DCM.

Scheme 26



[00482] *Step C:* Synthesis of (2*S*,4*S*)-1-*tert*-butyl 2-methyl 4-(8-chloro-2-(4-isopropylthiazol-2-yl)-7-methoxyquinolin-4-yloxy)pyrrolidine-1,2-dicarboxylate **132**. Triphenylphosphine (1.5 eq.) was dissolved in 250 mL of tetrahydrofuran under argon. The solution was cooled down to 0-5 °C. DIAD (1.5 eq.) was slowly added over a period of 15-20 min. Compound **56d** (25 g, 1 eq.) was added over 5-10 min at the temperature of 0-5 °C. Compound **111** (22.48 g, 1.2 eq.) was added, and the reaction mixture was warmed to room temperature. Three hours later, the reaction mixture was concentrated under vacuum at 40-45 °C and the crude was triturated with MeOH, TBME, and heptane to yield compound **132** (30 g) as a white powder in 70% yield and 98.7% purity.

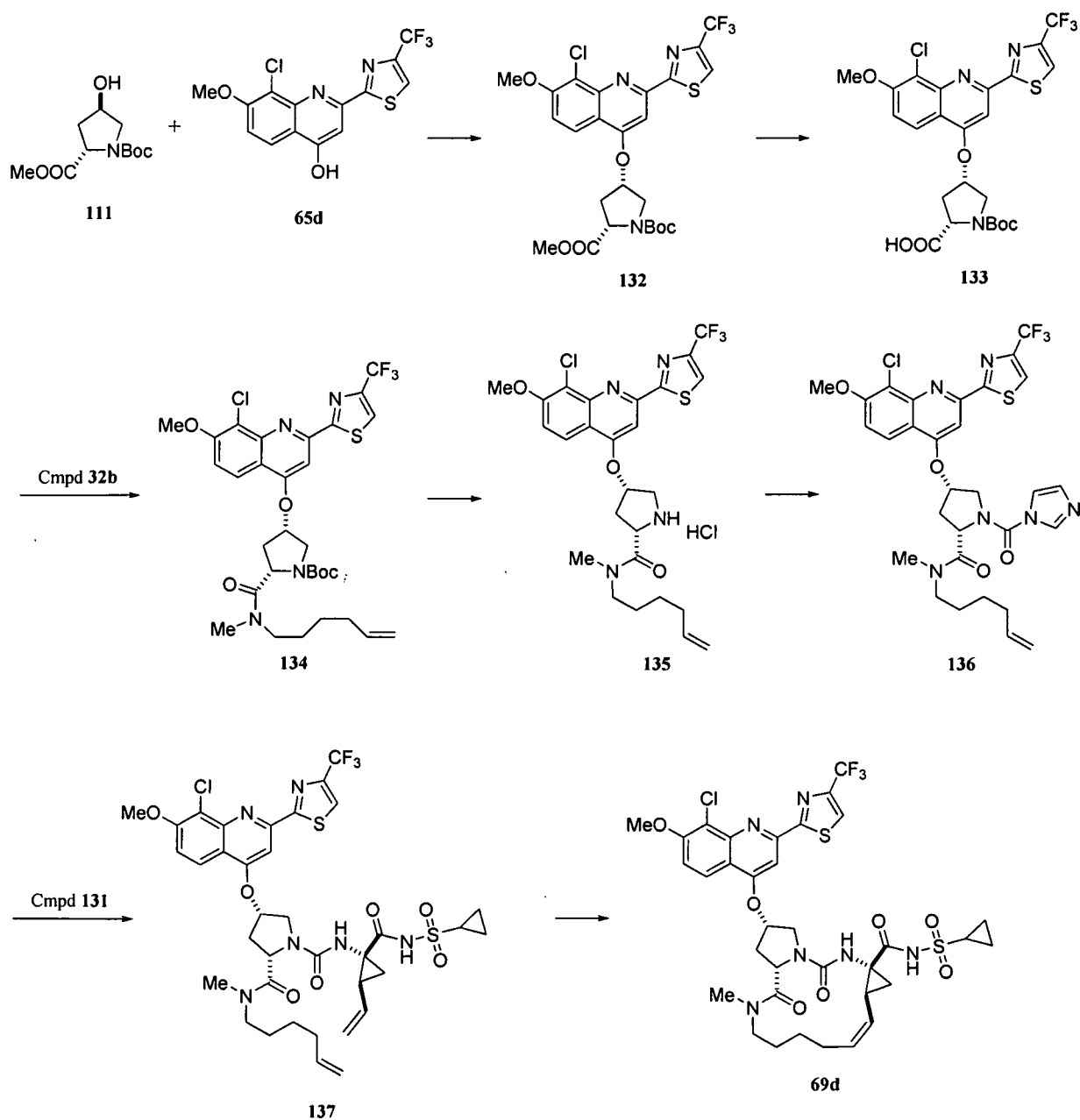
MS: m/z (ESI⁺) = 562.35 [M+H]⁺, 100%, 564.31, [M+H]⁺, 35%; m/z (ESI⁻) = 620.55 [M+OAc]⁻, 100%, 622.55 [M+OAc]⁻, 35%.

[00483] *Step D.* Synthesis of (2*S*,4*S*)-1-(*tert*-butoxycarbonyl)-4-(8-chloro-2-(4-isopropylthiazol-2-yl)-7-methoxyquinolin-4-yloxy)pyrrolidine-2-carboxylic acid **133**. Compound **132** (20 g) was dissolved in THF (66 mL) at room temperature. Water (66 mL) was added, followed by lithium hydroxide (5 eq.) in one portion. The reaction mixture was heated at 40 °C for 3 hrs, cooled, acidified with 5M HCl, and extracted with DCM. The organic phase was dried over Na₂SO₄ and concentrated under vacuum to give compound **133** (20.57 g) as a yellow form in 99% yield and 96-97% purity.

MS: m/z (ESI⁺) = 548.37 [M+H]⁺, 100%, 550.33, [M+H]⁺, 35%; m/z (ESI⁻) = 546.49 [M-H]⁻,

100%, 548.52 [M-H]⁻, 35%.

Scheme 27



[00484] *Step E: Synthesis of (2S,4S)-tert-butyl 4-(8-chloro-2-(4-isopropylthiazol-2-yl)-7-methoxyquinolin-4-yloxy)-2-(hex-5-enyl(methyl)carbamoyl)pyrrolidine-1-carboxylate 134.* Compound **133** (20.5 g) was dissolved in anhydrous DMF (48 mL) at room temperature. *O*-(Benzotriazol-1-yl)-*N,N,N',N'*-tetramethyluronium tetrafluoroborate (1.25 eq.) was added at room temperature and the reaction mixture was stirred for 10 min. Compound **32b** (1.1 eq.) was added and the reaction mixture was stirred for additional 10-15

min. After cooling to 5 °C, diisopropylethylamine (3 eq.) was added. After warming to room temperature for 1 hr, the reaction mixture was diluted with ethyl acetate, washed with brine and ammonium chloride, dried over Na₂SO₄, and concentrated under vacuum to give crude **134** (22.09 g) as an orange foam. The crude product was crystallized from ethyl acetate and heptane to give compound **134** (20.55 g) as a white powder in 92% yield and 98% purity. MS: m/z (ESI⁺) = 643.48 [M+H]⁺, 100%, 645.48, [M+H]⁺, 35%; m/z (ESI⁻) = 701.74 [M+OAc]⁻, 100%, 703.71 [M+OAc]⁻, 35%.

[00485] *Step F: Synthesis of (2S,4S)-4-(8-chloro-2-(4-isopropylthiazol-2-yl)-7-methoxyquinolin-4-yloxy)-N-(hex-5-enyl)-N-methylpyrrolidine-2-carboxamide hydrochloride 135.* Compound **134** (20.37 g) was suspended in anhydrous methanol (120 mL) under argon at room temperature. Separately acetyl chloride (3 eq.) was added to anhydrous methanol (70 mL) at 10-20 °C. This solution was added to the compound **134** solution at 5 °C. The reaction mixture was heated at 40 °C for 3-4 hrs. After the completion of the reaction, the reaction mixture was concentrated under vacuum and then co-evaporated with 100 mL of anhydrous dichloromethane. The product was then dried in a vacuum oven at 40-45 °C. Compound **135** (19.81 g) was recovered as a yellow foam in quantitative yield and 100% purity (HPLC). MS: m/z (ESI⁺) = 543.36 [M+H]⁺, 100%, 545.33, [M+H]⁺, 35%; m/z (ESI⁻) = 601.59 [M+OAc]⁻, 100%, 603.57 [M+OAc]⁻, 35%.

[00486] *Step G: Synthesis of (2S,4S)-4-(8-chloro-2-(4-isopropylthiazol-2-yl)-7-methoxyquinolin-4-yloxy)-N-(hex-5-enyl)-1-(1H-imidazole-1-carbonyl)-N-methylpyrrolidine-2-carboxamide 136.* Compound **135** (10 g) was dissolved in anhydrous dichloromethane (20 mL) under argon. 1,1'-Carbonyldiimidazole (2 eq.) was added at room temperature. The reaction mixture was stirred for 45 min. The mixture was diluted with DCM, washed with water, dried over Na₂SO₄, and concentrated under vacuum. Compound **136** (9.9 g) was recovered as an off-white foam in 99% yield and in 98% purity (HPLC). MS: m/z (ESI⁺) = 637.54 [M+H]⁺, 100%, 639.56, [M+H]⁺, 35%.

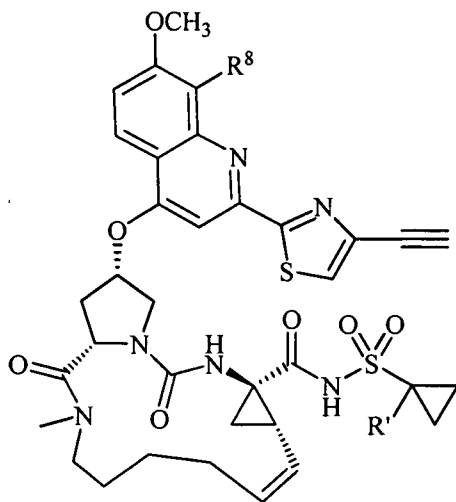
[00487] *Step H: Synthesis of (2S,4S)-4-(8-chloro-2-(4-isopropylthiazol-2-yl)-7-methoxyquinolin-4-yloxy)-N¹-((1R,2S)-1-(cyclopropylsulfonylcarbonyl)-2-vinylcyclopropyl)-N²-(hex-5-enyl)-N²-methylpyrrolidine-1,2-dicarboxamide 137.* Compounds **136** (7.2 g) and **131** were mixed at room temperature in anhydrous acetonitrile (29 mL) and heated at 65 °C until the reaction was complete. The reaction mixture was then

concentrated under vacuum to yield a first orange foam (14.0 g). The first foam was dissolved in DCM and repeatedly washed with brine, dried over Na₂SO₄, and concentrated under vacuum to give a second orange foam (9.63 g). Compound **137** (4.48 g) was crystallized from a solution of the second orange foam in acetone and TBME as a white solid in 49% yield and 98% purity. A second crop gave an additional 554 mg compound **137**, thus the total yield was 55%.

MS: m/z (ESI⁺) = 799.61 [M+H]⁺, 100%, 801.57, [M+H]⁺, 35%; m/z (ESI⁻) = 797.72 [M+OAc]⁻, 100%, 799.71 [M+OAc]⁻, 35%.

[00488] *Step I: Synthesis of Cyclopropanesulfonic acid {(Z)-(4R,6S,15S,17S)-17-[8-chloro-2-(4-isopropyl-thiazol-2-yl)-7-methoxy-quinolin-4-yloxy]-13-methyl-2,14-dioxo-1,3,13-triaza-tricyclo[13.3.0.0*4,6*]octadec-7-ene-4-carbonyl}-amide 62d.* Compound **137** (5.5 g) was dissolved in dichloroethane (1.375 mL) under Ar at room temperature. The solution was degassed with argon and then heated at 73-77 °C. Zhan 1B catalyst (1%) in dichloroethane was slowly added to the reaction solution. At 25 min, another 1% of the catalyst in DCE was added. At 45 min, 2-mercaptopyridine-3-carboxylic acid (0.5 eq.) was added. The reaction mixture was cooled down to room temperature, concentrated under vacuum to ~130 mL, and then washed with 0.5M aqueous NaHCO₃. To the separated organic phase was added MNA (0.5 eq.) and the mixture was stirred at room temperature for 55-65 min. The mixture was washed twice with aqueous 0.5M NaHCO₃, dried over Na₂SO₄, and filtered. Charcoal (5.5 g) was added to the organic solution and the mixture was stirred at room temperature for 15 hrs. The mixture was concentrated under vacuum to ~10-15 mL and filtered through a silica plug. The crude solid was crystallized from hot methanol and DCE to give compound **62d** (2.87 g) as a white solid in 54% yield and 98% purity. More product was obtained similarly from the filtrate to give 487 mg of a white solid. Thus, the total yield was 63%.

MS: m/z (ESI⁺) = 771.54 [M+H]⁺, 100%, 773.79, [M+H]⁺, 35%; m/z (ESI⁻) = 769.54 [M+OAc]⁻, 100%, 771.61 [M+OAc]⁻, 35%.

Example 23Preparation of Macrocyclic Compounds G₁, G₂, G₃, and G₄

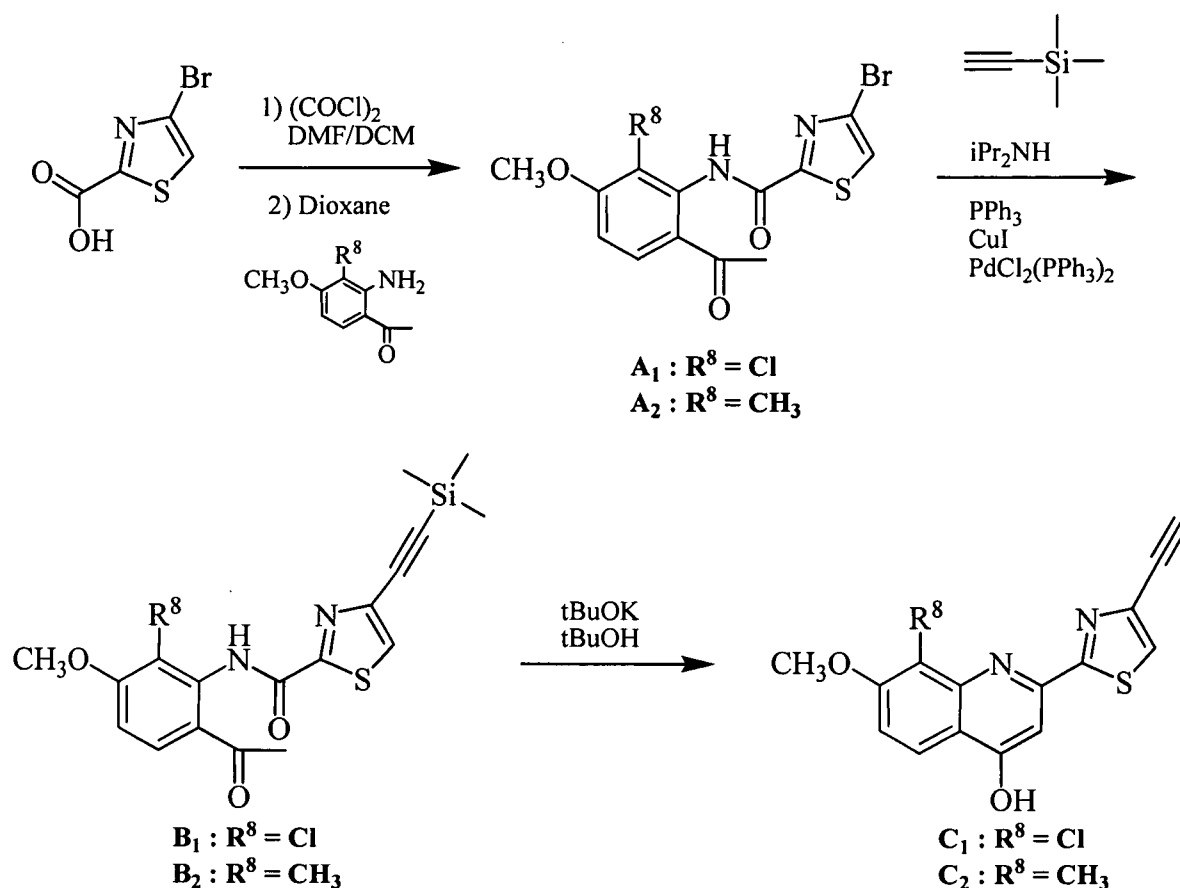
G₁ : R⁸ = Cl, R' = H
 G₂ : R⁸ = Cl, R' = CH₃
 G₃ : R⁸ = CH₃, R' = H
 G₄ : R⁸ = CH₃, R' = CH₃

[00489] The synthesis of macrocyclic compounds G₁, G₂, G₃, and G₄ is shown in Schemes 28 and 29.

[00490] *Step A:* Synthesis of *N*-(6-acetyl-2-chloro-3-methoxyphenyl)-4-bromothiazole-2-carboxamide A₁. Oxalyl chloride (6.77 g, 1.4 eq.) was added dropwise under nitrogen at 0 °C to a suspension of 4-bromothiazole-2-carboxylic acid (9.52 g, 1.2 eq.) in DCM (310 mL) and DMF (315 μL). The reaction mixture was stirred at 0 °C for 30 min and then at room temperature for additional 90 min. The solvent was then removed under reduced pressure to give acid chloride used directly in the next step without further purification. Under nitrogen, a solution of 6-acetyl-2-chloro-3-methoxy aniline (7.6 g, 1 eq.) in 1,4-dioxane (310 mL) was added at 0 °C to a solution of acid chloride in 1,4-dioxane. The reaction mixture was stirred at room temperature for 2.5 hrs and the solvent was removed under reduced pressure. The residue was triturated in ether and then in isopropylacetate to yield compound A₁ in 14% yield.

¹H NMR (CDCl₃, 400 MHz): δ (ppm) 2.59 (s, 3H), 4 (s, 3H), 6.91 (d, *J* = 8.78 Hz, 1H), 7.54 (s, 1H), 7.72 (d, *J* = 8.78 Hz, 1H), 10.28 (s, 1H).

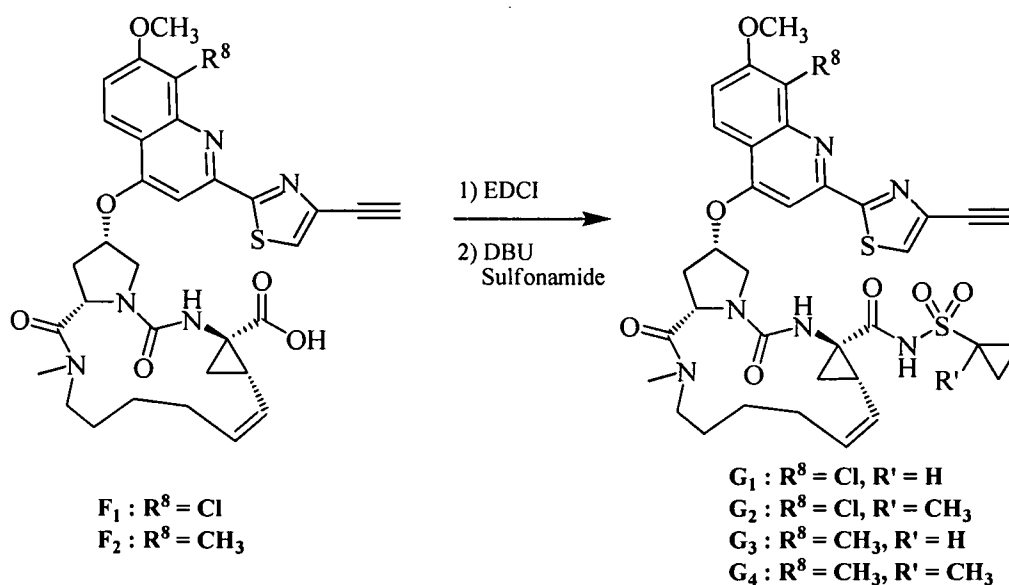
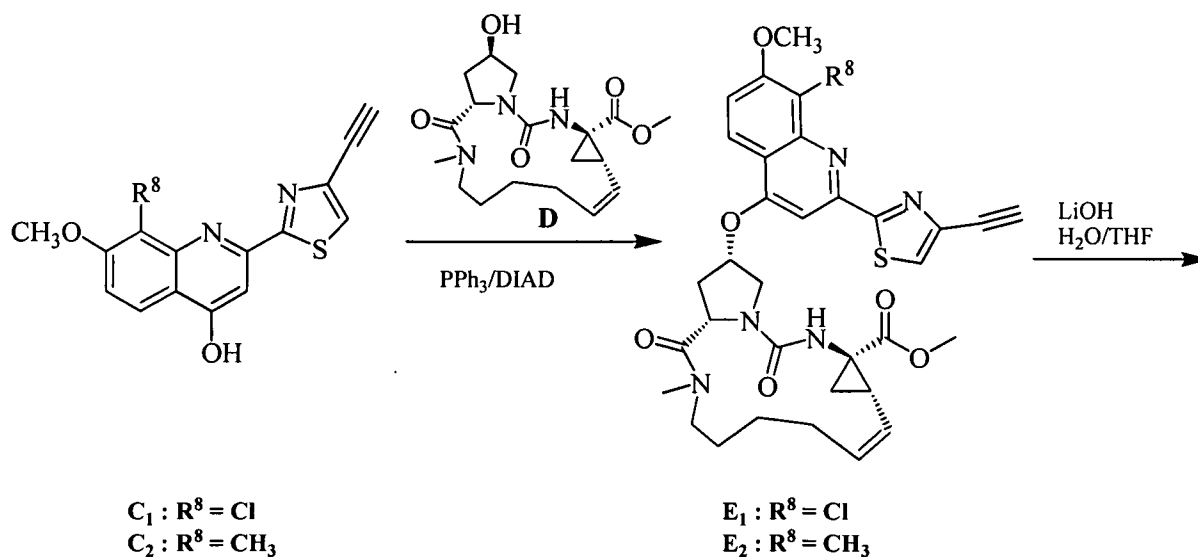
Scheme 28



[00491] *Step B:* Synthesis of *N*-(6-acetyl-2-chloro-3-methoxyphenyl)-4-(2-trimethylsilyl)ethynylthiazole-2-carboxamide **B**₁. Compound **A**₁ (3 g, 1 eq.), ethynyltrimethylsilane (1.6 mL, 1.5 eq.), diisopropylamine (12 mL), triphenylphosphine (0.081 g, 4%), copper(I) iodide (0.059 mg, 4%), Cl₂Pd(PPh₃)₂ (0.113 g, 2%) were mixed together and stirred at 90 °C overnight. After cooled down to room temperature, diisopropyl ether was added. The precipitate was collected by filtration, washed with diisopropyl ether and pentane. The solid was solubilized in dichloromethane and washed with water. The organic layer was dried over Na₂SO₄, filtered, and concentrated under diminished pressure to give compound **B**₁ as a brown solid in 93% yield.

¹H NMR (CDCl₃, 400 MHz) δ 0.29 (s, 9H), 2.57 (s, 3H), 4 (s, 3H), 6.91 (d, J = 8.91 Hz, 1H), (d, J = 8.65 Hz, 1H), 7.73 (s, 1H); MS (ESI, EI⁺) m/z = 407 (MH⁺).

Scheme 29



[00492] *Step C: Synthesis of 8-chloro-7-methoxy-2-(4-ethynylthiazol-2-yl)quinolin-4-ol C₁.* To a solution of compound **B₁** (2.94 g, 1 eq.) in *tert*-butanol (15 mL) was added potassium *tert*-butoxide (1.7 g, 2.1 eq.) and the mixture was stirred at 90 °C for 2 hrs. *Tert*-butanol was evaporated *in vacuo* and water added before acidification to pH 5 by addition of 1N HCl. The product was extracted with dichloromethane. The organic layer was dried over Na₂SO₄, filtered, and concentrated under diminished pressure. The residue was triturated in diisopropyl ether and filtered off. The filtrate was purified by chromatography on silica gel column (methanol/dichloromethane) to yield compound **B₁** as an orange solid in 48% yield. ¹H NMR (CDCl₃, 400 MHz) δ 3.26 (s, 1H), 4.06 (s, 3H), 6.75 (s, 1H), 7.07 (d, $J = 9.15$ Hz,

1H), 7.72 (s, 1H), 8.27 (d, $J = 9.15$ Hz, 1H), 9.84 (brs, 1H); MS (ESI, EI^+) $m/z = 316.92$ (MH^+).

[00493] *Step D:* Synthesis of (Z)-(4R,6S,15S,17R)-2,14-dioxo-17-hydroxy-13-N-methyl-1,3,13-triazatricyclo[13.3.0.0]octadec-7-ene-4-carboxylic acid methyl ester **D**. Compound **D** (beige powder) was synthesized following the procedure as described for compound **53**.

^1H NMR (CDCl_3 , 400 MHz) δ 1.23 (t, $J = 7.02$ Hz, 1H), 1.29-1.38 (m, 1H), 1.49-1.56 (m, 2H), 1.64 (dd, $J = 8.81$ and 5.02 Hz, 1H), 1.69-1.77 (m, 1H), 1.85-1.97 (m, 2H), 2.14-2.20 (m, 1H), 2.34-2.42 (m, 1H), 2.51-2.56 (m, 1H), 2.73-2.84 (m, 1H), 3.01 (s, 3H), 3.54 (s, 2H), 3.71 (s, 3H), 4.10 (br s, 1H), 4.51-4.61 (m, 2H), 4.97 (t, $J = 7.49$ Hz, 1H), 5.45 (t, $J = 10.69$ Hz, 1H), 5.63 (td, $J = 10.76$ and 5.64 Hz, 1H), 6.32 (s, 1H).

[00494] *Step E:* Synthesis of (Z)-(4R,6S,15S,17S)-17[8-chloro-7-methoxy-2-(4-ethynylthiazol-2-yl)quinolin-4-yloxy]-13-N-methyl-2,14-dioxo-1,3,13-triazatricyclo[13.3.0.0]octadec-7-ene-4-carboxylic acid methyl ester **E₁**. Compound **E₁**, a mixture of diastereoisomers (brown oil), was synthesized from compound **C₁** (740 mg, 1 eq.) and compound **D** (850 mg, 1 eq.) following the procedure as described for compound **54c**. MS (ESI, EI^+) $m/z = 664.13$ (MH^+).

[00495] *Step F:* Synthesis of (Z)-(4R,6S,15S,17S)-17[8-chloro-7-methoxy-2-(4-ethynylthiazol-2-yl)quinolin-4-yloxy]-13-N-methyl-2,14-dioxo-1,3,13-triazatricyclo[13.3.0.0]octadec-7-ene-4-carboxylic acid **F₁**. Compound **F₁** (white solid) was synthesized from crude compound **E₁** in 16% yield over two steps, following the procedure as described for compound **55c** (purification by HPLC).

^1H NMR (CDCl_3 , 400 MHz) δ 1.26-1.33 (m, 2H), 1.43-1.47 (m, 2H), 1.54-1.56 (m, 2H), 1.79-1.83 (m, 1H), 1.87-1.93 (m, 1H), 2.2-2.32 (m, 2H), 2.62 (d, $J = 13.64$ Hz, 1H), 2.79-2.87 (m, 1H), 2.99-3.04 (m, 1H), 3.05 (s, 3H), 3.23 (s, 1H), 3.81-3.85 (m, 1H), 4.05-4.08 (m, 1H), 4.09 (s, 3H), 4.60 (td, $J = 13.56$ Hz and $J = 2.38$ Hz, 1H), 4.91 (t, $J = 10.69$ Hz, 1H), 4.94-4.98 (m, 1H), 5.39-5.45 (m, 1H), 5.46 (s, 1H), 5.64 (td, $J = 10.77$ Hz and $J = 4.68$ Hz, 1H), 7.29 (d, $J = 9.30$ Hz, 1H), 7.55 (s, 1H), 7.68 (s, 1H), 8.05 (d, $J = 9.30$ Hz, 1H).

[00496] *Step G:* Synthesis of (Z)-(4R,6S,15S,17S)-[17-[8-chloro-7-methoxy-2-(4-ethynylthiazol-2-yl)quinolin-4-yloxy]-13-N-methyl-2,14-dioxo-1,3,13-triazatricyclo[13.3.0.0]octadec-7-en-4-yl]carbonyl(1-methyl-cyclopropyl)sulfonamide **G₂**. Under

nitrogen, a solution of compound **F**₁ (140 mg, 1 eq.) and EDCI (82 mg, 2 eq.) in dry dichloromethane (5 mL) was stirred at room temperature for 2 hrs. 1-Methylcyclopropylsulfonamide (116 mg, 4 eq.) and DBU (130 mg, 2 eq.) were then added under nitrogen and the reaction mixture was stirred for additional 20 hrs. Dichloromethane and water were added and the two layers separated. The organic layer was washed with water (three times) and brine, then dried over Na₂SO₄, filtered, and concentrated under reduced pressure. The residue was purified by chromatography on silica gel to yield compound **G**₂ as a beige solid in 33% yield.

¹H NMR (CDCl₃, 400 MHz): δ 0.80-0.84 (m, 2H), 0.86-0.90 (m, 1H), 1.24-1.33 (m, 1H), 1.37-1.42 (m, 2H), 1.50-1.55 (m, 5H), 1.79-1.84 (m, 1H), 1.90-1.94 (m, 2H), 2.15-2.22 (m, 1H), 2.40-2.46 (m, 1H), 2.57-2.63 (m, 1H), 2.82-2.92 (m, 1H), 2.99-3.06 (m, 1H), 3.05 (s, 3H), 3.24 (s, 1H), 3.80-3.84 (m, 1H), 4.03-4.07 (m, 1H), 4.08 (s, 3H), 4.61 (td, J = 13.77 and 2.56 Hz, 1H), 4.89-4.97 (m, 2H), 5.19 (s, 1H), 5.43-5.49 (m, 1H), 5.64 (td, J = 10.73 and 5.78 Hz, 1H), 7.29 (dd, J = 9.24 Hz, 1H), 7.60 (s, 1H), 7.69 (s, 1H), 8.05 (dd, J = 9.24 Hz, 1H), 11.14 (br s, 1H); MS (ESI, EI⁺): m/z = 766.97 (MH⁺).

[00497] *Step H:* Synthesis of *N*-(6-acetyl-3-methoxy-2-methylphenyl)-4-bromothiazole-2-carboxamide **A**₂. Compound **A**₂ (beige solid) was synthesized from 4-bromothiazole-2-carboxylic acid (5 g, 1 eq.) and 6-acetyl-3-methoxy-2-methyl aniline (3.58 g, 1 eq.) in 61% yield, following the procedure as described for compound **A**₁.

¹H NMR (CDCl₃, 400 MHz): δ 2.13 (s, 3H), 2.59 (s, 3H), 3.93 (s, 3H), 6.81 (d, J = 8.73 Hz, 1H), 7.50 (s, 1H), 7.77 (d, J = 8.73 Hz, 1H), 11.18 (br s, 1H); MS (ESI, EI⁺): m/z = 392 (MNa⁺).

[00498] *Step I:* Synthesis of *N*-(6-acetyl-3-methoxy-2-methylphenyl)-4-(2-trimethylsilyl)ethynylthiazole-2-carboxamide **B**₂. Compound **B**₂ (yellow solid) was synthesized from compound **A**₂ (3.9 g, 1 eq.) and ethynyltrimethylsilane (2.2 mL, 1.5 eq.) in 98% yield, following the procedure as described for compound **B**₁.

¹H NMR (CDCl₃, 400 MHz): δ 0.29 (s, 9H), 2.13 (s, 3H), 2.58 (s, 3H), 3.93 (s, 3H), 6.81 (d, J = 8.73 Hz, 1H), 7.69 (s, 1H), 7.76 (d, J = 8.73 Hz, 1H), 11.05 (br s, 1H); MS (ESI, EI⁺): m/z = 409 (MNa⁺).

[00499] *Step J:* Synthesis of 7-methoxy-8-methyl -2-(4-ethynylthiazol-2-yl)quinolin-4-ol **C**₂. Compound **C**₂ (white solid) was synthesized from compound **B**₂ (3.81 g, 1 eq.) in 21% yield, following the procedure as described for compound **C**₁.

¹H NMR (CDCl₃, 400 MHz): δ 2.44 (s, 3H), 3.25 (s, 1H), 3.98 (s, 3H), 6.77 (s, 1H), 7.03 (d, J = 9.05 Hz, 1H), 7.70 (s, 1H), 8.25 (d, J = 9.05 Hz, 1H), 9.39 (br s, 1H); MS (ESI, EI⁺): m/z = 297 (MH⁺).

[00500] *Step K:* Synthesis of (Z)-(4*R*,6*S*,15*S*,17*S*)-17[7-methoxy-8-methyl-2-(4-ethynylthiazol-2-yl)quinolin-4-yloxy]-13-*N*-methyl-2,14-dioxo-1,3,13-triazatricyclo[13.3.0.0]octadec-7-ene-4-carboxylic acid methyl ester **E₂**. Compound **E₂**, mixture of diastereoisomers (yellow foam) was synthesized from compound **C₂** (600 mg, 1 eq.) and compound **D** (768 mg, 1 eq.) following the procedure as described for compound **54c**.

MS (ESI, EI⁺): m/z = 644 (MH⁺).

[00501] *Step L:* Synthesis of (Z)-(4*R*,6*S*,15*S*,17*S*)-17[7-methoxy-8-methyl-2-(4-ethynylthiazol-2-yl)quinolin-4-yloxy]-13-*N*-methyl-2,14-dioxo-1,3,13-triazatricyclo[13.3.0.0]octadec-7-ene-4-carboxylic acid **F₂**. Compound **F₂** (white solid) was synthesized from compound **E₂** (2.08 g, 1 eq.) following the procedure as described for compound **55c**.

¹H NMR (CDCl₃, 400 MHz): δ 1.27-1.92 (m, 8H), 2.19-2.25 (m, 1H), 2.28-2.35 (m, 1H), 2.54-2.64 (m, 2H), 2.68 (s, 3H), 2.83-2.89 (m, 1H), 2.94-3.04 (m, 1H), 3.05 (s, 1H), 3.79-3.83 (m, 1H), 3.99 (s, 3H), 4-4.09 (m, 1H), 4.57-4.65 (m, 1H), 4.89-4.98 (m, 2H), 5.21 (s, 1H), 5.39-5.46 (m, 1H), 5.62-5.69 (m, 1H), 6.99 (s, 1H), 7.25 (d, J = Hz, 1H), 7.50 (s, 1H), 7.66 (s, 1H), 7.98 (d, J = 9.25 Hz, 1H); MS (ESI, EI⁺): m/z = 630 (MH⁺).

[00502] *Step M:* Synthesis of (Z)-(4*R*,6*S*,15*S*,17*S*)-[17-[8-chloro-7-methoxy-2-(4-ethynylthiazol-2-yl)quinolin-4-yloxy]-13-*N*-methyl-2,14-dioxo-1,3,13-triazatricyclo[13.3.0.0]octadec-7-en-4-yl]carbonyl (cyclopropyl)sulfonamide **G₁**. Compound **G₁** (cream solid) was synthesized from compound **F₂** (63 mg, 1 eq.) and cyclopropylsulfonamide (47 mg, 4 eq.) in 75% yield, following the procedure as described for compound **G₂** (purification of the desired compound by HPLC).

¹H NMR (CDCl₃, 400 MHz): δ 0.90-0.97 (m, 1H), 1.06-1.20 (m, 2H), 1.21-1.35 (m, 1H), 1.37-1.43 (m, 1H), 1.46-1.53 (m, 1H), 1.53-1.73 (m, 4H), 1.86-1.93 (m, 1H), 1.94 (dd, J = 8.48 and 6.05 Hz, 1H), 2.15-2.21 (m, 1H), 2.37-2.45 (m, 1H), 2.57-2.62 (m, 1H), 2.90-2.97 (m, 1H), 3-3.03 (m, 1H), 3.04 (s, 3H), 3.23 (s, 1H), 3.78-3.82 (m, 1H), 4.02-4.06 (m, 1H), 4.08 (s, 3H), 4.60 (td, J = 13.68 and 2.60 Hz, 1H), 4.89-4.94 (m, 2H), 5.22 (s, 1H), 5.40-5.47 (m, 1H), 5.64 (td, J = 10.79 and 5.70 Hz, 1H), 7.28 (dd, J = 9.25 Hz, 1H), 7.57 (s, 1H), 7.70

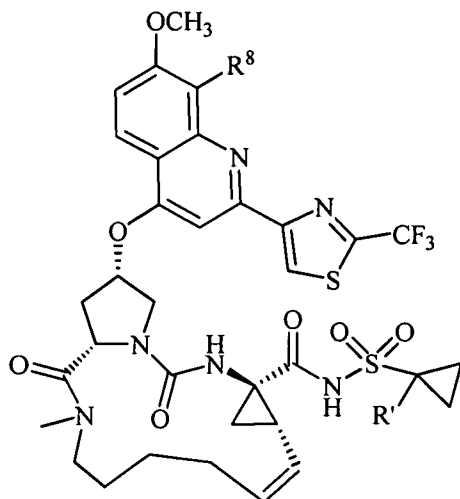
(s, 1H), 8.05 (dd, $J = 9.25$ Hz, 1H), 11.21 (br s, 1H); MS (ESI, EI^+): $m/z = 753$ (MH^+).

[00503] *Step N:* Synthesis of (Z)-(4*R*,6*S*,15*S*,17*S*)-[17-[7-methoxy-8-methyl-2-(4-ethynylthiazol-2-yl)quinolin-4-yloxy]-13-*N*-methyl-2,14-dioxo-1,3,13-triazatricyclo-[13.3.0.0]octadec-7-en-4-yl]carbonyl (cyclopropyl)sulfonamide **G**₃. Compound **G**₃ (beige solid) was synthesized from compound **F**₂ (120 mg, 1 eq.) and cyclopropylsulfonamide (91 mg, 4 eq.) in 35% yield, following the procedure as described for compound **G**₂.

¹H NMR (CDCl_3 , 400 MHz): δ 0.76-1.72 (m, 10H), 1.94 (dd, $J = 8.45$ and 6.04 Hz, 2H), 2.15-2.22 (m, 1H), 2.39-2.46 (m, 1H), 2.57-2.63 (m, 1H), 2.68 (s, 3H), 2.84-3.04 (m, 2H), 3.05 (s, 3H), 3.22 (s, 1H), 3.76-3.80 (m, 1H), 3.99 (s, 3H), 3.99-4.04 (m, 1H), 4.61 (td, $J = 13.45$ and 2.65 Hz, 1H), 4.89-4.94 (m, 2H), 5.06 (s, 1H), 5.39-5.46 (m, 1H), 5.64 (td, $J = 10.78$ and 5.77 Hz, 1H), 7.24 (d, $J = 9.25$ Hz, 1H), 7.51 (s, 1H), 7.66 (s, 1H), 7.98 (d, $J = 9.25$ Hz, 1H), 11.17 (br s, 1H); MS (ESI, EI^+): $m/z = 733$ (MH^+).

[00504] *Step O:* Synthesis of (Z)-(4*R*,6*S*,15*S*,17*S*)-[17-[7-methoxy-8-methyl-2-(4-ethynylthiazol-2-yl)quinolin-4-yloxy]-13-*N*-methyl-2,14-dioxo-1,3,13-triazatricyclo-[13.3.0.0]octadec-7-en-4-yl]carbonyl (1-methylcyclopropyl)sulfonamide **G**₄. Compound **G**₄ (white solid) was synthesized from compound **F**₂ (150 mg, 1 eq.) and 1-methylcyclopropylsulfonamide (138 mg, 4 eq.) in 8% yield, following the procedure as described for compound **G**₂.

¹H NMR (CDCl_3 , 400 MHz): δ 0.82-1.38 (m, 4H), 1.53 (s, 3H), 1.55-1.84 (m, 5H), 1.90-1.95 (m, 2H), 2.15-2.21 (m, 1H), 2.41-2.48 (m, 1H), 2.57-2.63 (m, 1H), 2.68 (s, 3H), 2.83-2.93 (m, 1H), 2.99-3.04 (m, 1H), 3.05 (s, 3H), 3.22 (s, 1H), 3.77-3.81 (m, 1H), 3.99 (s, 3H), 4-4.04 (m, 1H), 4.58-4.65 (m, 1H), 4.89-4.96 (m, 2H), 5.07 (s, 1H), 5.39-5.46 (m, 1H), 5.61-5.68 (m, 1H), 7.24 (d, $J = 9.17$ Hz, 1H), 7.52 (s, 1H), 7.66 (s, 1H), 7.99 (d, $J = 9.17$ Hz, 1H), 11.12 (br s, 1H); MS (ESI, EI^+): $m/z = 747.21$ (MH^+).

Example 24Preparation of Macrocyclic Compounds **O**₁, **O**₂, **O**₃, and **O**₄

O₁ : R⁸ = Cl, R' = H
O₂ : R⁸ = Cl, R' = CH₃
O₃ : R⁸ = CH₃, R' = H
O₄ : R⁸ = CH₃, R' = CH₃

[00505] The synthesis of macrocyclic compounds **O**₁, **O**₂, **O**₃, and **O**₄ is shown in Schemes 30 and 31.

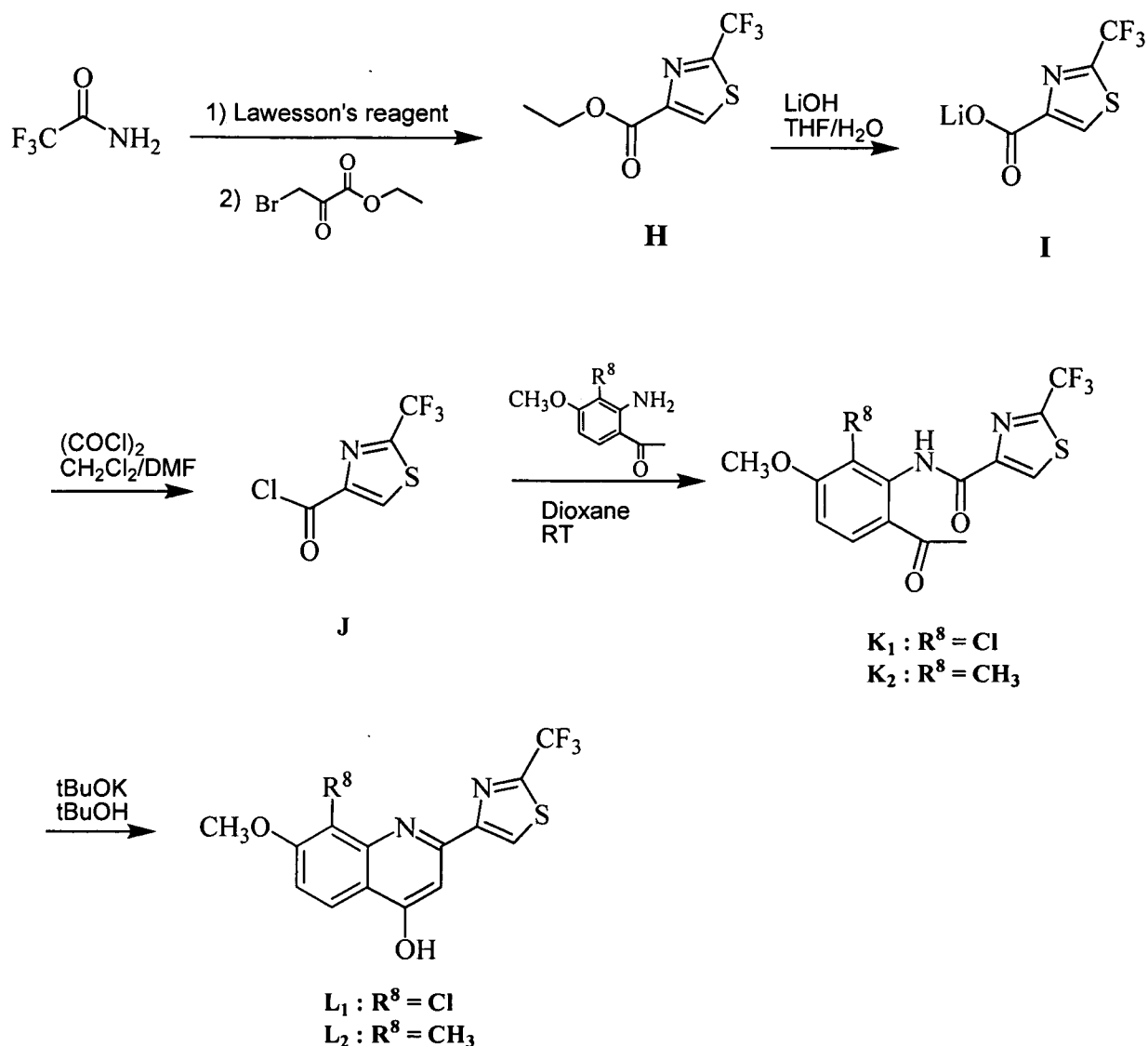
[00506] *Step A:* Synthesis of 2-(trifluoromethylthiazole)-4-carboxylic acid ethyl ester **H**. A solution of 2,2,2-trifluoroacetamide (14.24 g, 1 eq.) and Lawesson's reagent (30.6 g, 0.6 eq.) in THF (120 mL) was stirred at reflux for 18 hrs. The mixture was cooled, ethyl bromopyruvate (16 mL, 1 eq.) was added and the reaction refluxed for weekend. The reaction was cooled, evaporated in vacuum, and the resulting crude material extracted with dichloromethane and washed with water. The organic layer was dried over Na₂SO₄, filtered, and concentrated to give an orange oil. The oil was purified by chromatography on a silica gel (petroleum ether/dichloromethane) to yield compound **H** in 40% yield.

¹H NMR (DMSO-*d*₆, 400 MHz): δ 1.32 (t, *J* = 7.10 Hz, 3H), 4.34 (q, *J* = 7.10 Hz, 2H), 8.9 (s, 1H); ¹⁹F NMR (DMSO-*d*₆, 376 MHz): δ -60.29 (s, 3F); MS (ESI, EI⁺): *m/z* = 225.9 (MH⁺).

[00507] *Step B:* Synthesis of lithium 2-(trifluoromethyl)thiazole-4-carboxylate **I**. Compound **I** (pink solid) was synthesized from compound **H** (12.14 g, 1 eq.) in 75% yield, following the procedure as described for compound **37**.

MS (ESI, EI⁺): *m/z* = 198 (MH⁺).

Scheme 30

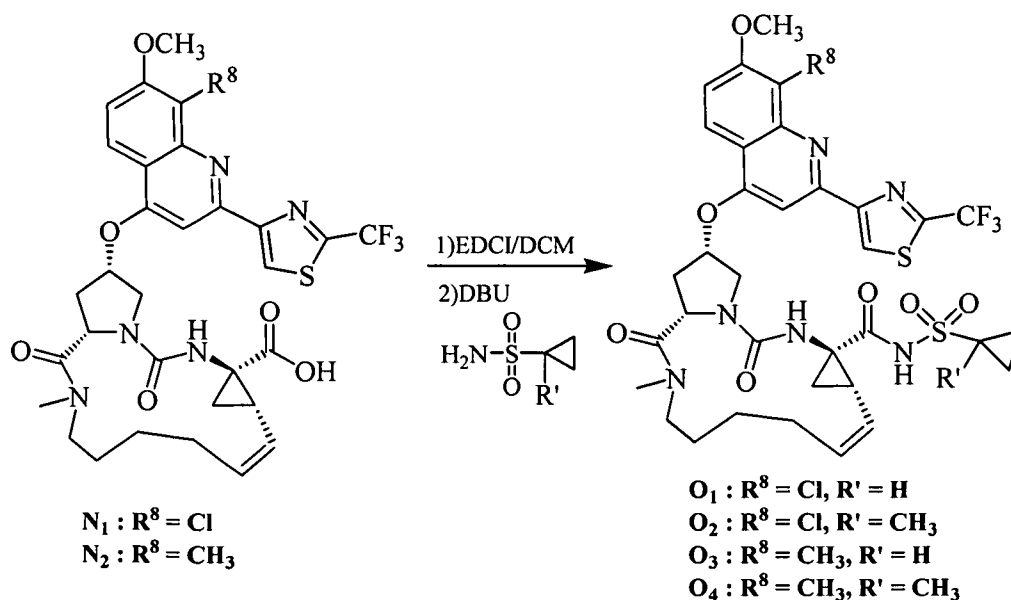
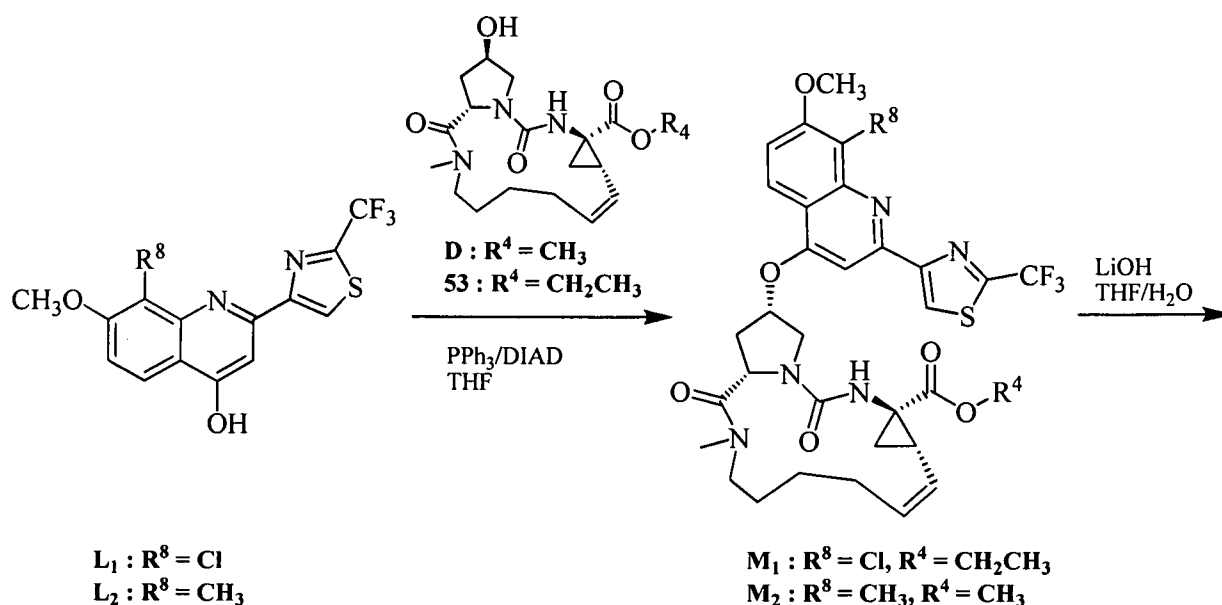


[00508] *Step C: Synthesis of N-(6-acetyl-2-chloro-3-methoxyphenyl)-2-(trifluoromethyl)thiazole-4-carboxamide K₁.* Oxalyl chloride (1.9 mL, 1.4 eq.) was added dropwise under nitrogen at 0 °C to a suspension of compound **I** (4 g, 1.2 eq.) in DCM (120 mL) and DMF (few drops). The reaction mixture was stirred at 0 °C for 30 min and then at room temperature for additional 3 hrs. The solid was removed by filtration under nitrogen and the filtrate was evaporated to give a yellow oil. This oil was solubilised in dioxane (30 mL) and added under nitrogen to a solution of 6-acetyl-2-chloro-3-methoxy aniline (3.26 g, 1 eq.) in 1,4-dioxane (60 mL). The reaction mixture was stirred at room temperature for 3 days. The solvent was removed under reduced pressure, the residue was solubilised in dichloromethane, washed with water, dried over Na₂SO₄ and concentrated in vacuum. The crude oil was triturated in MeOH/Et₂O mixture to give the compound **K**₁ as a white solid in

69% yield.

^1H NMR (CDCl_3 , 400 MHz): δ 2.59 (s, 3H), 4 (s, 3H), 6.90 (d, J = 8.75 Hz, 1H), 7.70 (d, J = 8.75 Hz, 1H), 8.44 (s, 1H), 10.28 (s, 1H); ^{19}F NMR (CDCl_3 , 376 MHz): δ -61.08 (s, 3F).

Scheme 31



[00509] *Step D:* Synthesis of 8-chloro-2-(2-(trifluoromethyl)thiazol-4-yl)-7-methoxyquinolin-4-ol L_1 . Compound L_1 (white solid) was synthesized from compound K_1 (1 g, 1 eq.) in 26% yield, following the procedure as described for compound C_1 .

^1H NMR (CDCl_3 , 400 MHz): δ (ppm) 4.07 (s, 3H), 6.78 (s, 1H), 7.09 (d, J = 9.13 Hz, 1H), 8.14 (s, 1H), 8.30 (d, J = 9.13 Hz, 1H), 9.93 (s, 1H); ^{19}F NMR (CDCl_3 , 376 MHz): δ -61.14

(s, 3F); MS (ESI, EI⁺): m/z = 360.91 (MH⁺).

[00510] *Step E:* Synthesis of (Z)-(4R,6S,15S,17S)-17[8-chloro-7-methoxy-2-(2-trifluoromethylthiazol-4-yl)quinolin-4-yloxy]-13-N-methyl-2,14-dioxo-1,3,13-triazatricyclo[13.3.0.0]octadec-7-ene-4-carboxylic acid ethyl ester **M**₁. Compound **M**₁, a mixture of diastereoisomers, was synthesized from compound **L**₁ (570 mg, 1 eq.) and compound **53** (600 mg, 1 eq.), following the procedure as described for compound **54c**. MS (ESI, EI⁺): m/z = 722.04 (MH⁺).

[00511] *Step F:* Synthesis of (Z)-(4R,6S,15S,17S)-17[8-chloro-7-methoxy-2-(2-trifluoromethylthiazol-4-yl)quinolin-4-yloxy]-13-N-methyl-2,14-dioxo-1,3,13-triazatricyclo[13.3.0.0]octadec-7-ene-4-carboxylic acid **N**₁. Compound **N**₁ was synthesized from compound **M**₁ (1 eq.), following the procedure as described for compound **55c**. ¹H NMR (CDCl₃, 400 MHz): δ 1.27-1.60 (m, 6H), 1.81-1.93 (m, 1H), 2.21-2.26 (m, 1H), 2.28-2.35 (m, 1H), 2.59-2.64 (m, 1H), 2.81-2.88 (m, 1H), 3-3.07 (m, 1H), 3.05 (s, 3H), 3.83-3.87 (m, 1H), 4.02-4.07 (m, 1H), 4.09 (s, 3H), 4.57-4.64 (m, 1H), 4.89-4.94 (m, 1H), 4.99-5.02 (m, 1H), 5.22 (s, 1H), 5.50-5.57 (m, 1H), 5.65 (td, J = 10.75 and 4.70 Hz, 1H), 7.29 (d, J = 9.25 Hz, 1H), 7.60 (br s, 1H), 8.09 (d, J = 9.25 Hz, 1H), 8.73 (br s, 1H); ¹⁹F NMR (CDCl₃, 376 MHz): δ -60.90 (s, 3F); MS (ESI, EI⁺): m/z = 693.98 (MH⁺).

[00512] *Step G:* Synthesis of (Z)-(4R,6S,15S,17S)-[17-[8-chloro-7-methoxy-2-(2-trifluoromethylthiazol-4-yl)quinolin-4-yloxy]-13-N-methyl-2,14-dioxo-1,3,13-triazatricyclo[13.3.0.0]octadec-7-en-4-yl]carbonyl-(cyclopropyl)sulfonamide **O**₁. Compound **O**₁ (white solid) was synthesized from compound **N**₁ (115 mg, 1 eq.) in 21% yield, following the procedure as described for compound **G**₂.

¹H NMR (CDCl₃, 400 MHz): δ 0.89-0.96 (m, 1H), 1.06-1.17 (m, 1H), 1.22-1.29 (m, 2H), 1.38-1.43 (m, 2H), 1.45-1.52 (m, 1H), 1.55-1.69 (m, 1H), 1.88-1.96 (m, 2H), 2.17-2.23 (m, 1H), 2.39-2.46 (m, 1H), 2.57-2.63 (m, 1H), 2.80-2.89 (m, 1H), 2.89-2.95 (m, 1H), 2.97-3.03 (m, 1H), 3.05 (s, 3H), 3.60-3.69 (m, 1H), 3.80-3.84 (m, 1H), 4-4.04 (m, 1H), 4.08 (s, 3H), 4.58-4.64 (m, 1H), 4.91 (t, J = 10.69 Hz, 1H), 4.96 (dd, J = 8.75 and 5.10 Hz, 1H), 5.15 (s, 1H), 5.49-5.55 (m, 1H), 5.64 (td, J = 10.71 and 5.65 Hz, 1H), 7.28 (d, J = 9.20 Hz, 1H), 7.59 (s, 1H), 8.08 (d, J = 9.20 Hz, 1H), 8.72 (s, 1H), 11.18 (br s, 1H); ¹⁹F NMR (CDCl₃, 376 MHz): δ -60.89 (s, 3F); MS (ESI, EI⁺): m/z = 797.02 (MH⁺).

[00513] *Step H:* Synthesis of (Z)-(4R,6S,15S,17S)-[17-[8-chloro-7-methoxy-2-(2-

trifluoromethylthiazol-4-yl)quinolin-4-yloxy]-13-*N*-methyl-2,14-dioxo-1,3,13-triazatricyclo[13.3.0.0]octadec-7-en-4-yl]carbonyl-(1-methylcyclopropyl)sulfonamide **O**₂. Compound **O**₂ (white solid) was synthesized from compound **N**₁ (80 mg, 1 eq.) in 19% yield, following the procedure as described for compound **G**₂.

¹H NMR (CDCl₃, 400 MHz): δ 0.77-0.84 (m, 2H), 1.18-1.26 (m, 2H), 1.33-1.43 (m, 2H), 1.49-1.56 (m, 1H), 1.52 (s, 3H), 1.64-1.74 (m, 1H), 1.79-1.83 (m, 1H), 1.86-1.94 (m, 2H), 2.17-2.24 (m, 1H), 2.41-2.48 (m, 1H), 2.58-2.63 (m, 1H), 2.83-2.92 (m, 1H), 2.96-3.04 (m, 1H), 3.05 (s, 3H), 3.80-3.84 (m, 1H), 4-4.04 (m, 1H), 4.08 (s, 3H), 4.58-4.65 (m, 1H), 4.91 (t, *J* = 10.71 Hz, 1H), 4.98 (dd, *J* = 8.86 and 5.07 Hz, 1H), 5.10 (s, 1H), 5.50-5.56 (m, 1H), 5.64 (td, *J* = 10.77 and 5.68 Hz, 1H), 7.28 (d, *J* = 9.20 Hz, 1H), 7.60 (s, 1H), 8.09 (d, *J* = 9.20 Hz, 1H), 8.72 (s, 1H), 11.16 (br s, 1H); MS (ESI, EI⁺): *m/z* = 811.03 (MH⁺).

[00514] *Step I:* Synthesis of *N*-(6-acetyl-3-methoxy-2-methylphenyl)-4-(2-trifluoromethyl)thiazole-4-carboxamide **K**₂. Compound **K**₂ (white solid) was synthesized from compound **J** (5.2 g, 1.2 eq.) and 6-acetyl-3-methoxy-2-methyl aniline (3.6 g, 1 eq.) in 52% yield, following the procedure as described for compound **K**₁.

¹H NMR (DMSO-*d*₆, 400 MHz): δ 2.01 (s, 3H), 3.90 (s, 3H), 7.02 (d, *J* = 8.81 Hz, 1H), 7.81 (d, *J* = 8.81 Hz, 1H), 8.82 (s, 1H); MS (ESI, EI⁺): *m/z* = 381 (MNa⁺).

[00515] *Step J:* Synthesis of 7-methoxy-8-methyl-2-(2-trifluoromethyl-thiazol-4-yl)quinolin-4-ol **L**₂. Compound **L**₂ (brown solid) was synthesized from compound **K**₂ (3.76 g, 1 eq.) in 52% yield, following the procedure as described for compound **C**₁ (80°C overnight).

¹H NMR (CDCl₃, 400 MHz): δ 2.42 (s, 3H), 3.98 (s, 3H), 6.72 (s, 1H), 7.04 (d, *J* = 9.02 Hz, 1H), 8.10 (s, 1H), 8.25 (d, *J* = 9.02 Hz, 1H), 9.45 (br s, 1H); MS (ESI, EI⁺): *m/z* = 341.06 (MH⁺).

[00516] *Step K:* Synthesis of (*Z*)-(4*R*,6*S*,15*S*,17*S*)-17[7-methoxy-8-methyl-2-(2-trifluoromethylthiazol-4-yl)quinolin-4-yloxy]-13-*N*-methyl-2,14-dioxo-1,3,13-triazatricyclo[13.3.0.0]octadec-7-ene-4-carboxylic acid methyl ester **M**₂. Compound **M**₂, a mixture of diastereoisomers, was synthesized from compound **L**₂ (359 mg, 1 eq.) and compound **D** (400 mg, 1 eq.) in 64% yield, following the procedure as described for compound **54c**.

MS (ESI, EI⁺): *m/z* = 688 (MH⁺).

[00517] *Step L:* Synthesis of (Z)-(4*R*,6*S*,15*S*,17*S*)-17-[7-methoxy-8-methyl-2-(2-trifluoromethylthiazol-4-yl)quinolin-4-yloxy]-13-*N*-methyl-2,14-dioxo-1,3,13-triazatricyclo[13.3.0.0]octadec-7-ene-4-carboxylic acid **N₂**. Compound **N₂** was synthesized from compound **M₂** (460 mg, 1 eq.) in 40% yield, following the procedure as described for compound **55c** (purification by chromatography on a silica gel).

¹H NMR (CDCl₃, 400 MHz): δ 1.26-1.34 (m, 1H), 1.38-1.43 (m, 2H), 1.52-1.69 (m, 2H), 1.82 (dd, *J* = 8.12 and 6.26 Hz, 1H), 1.84-1.94 (m, 1H), 2.23 (td, *J* = 13.52 and 5.65 Hz, 1H), 2.29-2.36 (m, 1H), 2.61 (td, *J* = 13.52 and 3.32 Hz, 1H), 2.70 (s, 3H), 2.82-2.89 (m, 1H), 2.97-3.04 (m, 1H), 3.04 (s, 3H), 3.80-3.84 (m, 1H), 3.98-4.02 (m, 1H), 3.99 (s, 3H), 4.61 (td, *J* = 13.63 and 2.73 Hz, 1H), 4.91 (t, *J* = 10.70 Hz, 1H), 4.98 (dd, *J* = 8.97 and 5.22 Hz, 1H), 5.14 (s, 1H), 5.47-5.53 (m, 1H), 5.65 (td, *J* = 10.85 and 4.81 Hz, 1H), 7.24 (d, *J* = 9.25 Hz, 1H), 7.52 (s, 1H), 8 (d, *J* = 9.25 Hz, 1H), 8.59 (s, 1H); MS (ESI, EI⁺): *m/z* = 674 (MH⁺).

[00518] *Step M:* Synthesis of (Z)-(4*R*,6*S*,15*S*,17*S*)-[17-[7-methoxy-8-methyl-2-(2-trifluoromethylthiazol-4-yl)quinolin-4-yloxy]-13-*N*-methyl-2,14-dioxo-1,3,13-triazatricyclo[13.3.0.0]octadec-7-en-4-yl]carbonyl-(cyclopropyl)sulfonamide **O₃**. Compound **O₃** (white solid) was synthesized from compound **N₂** (100 mg, 1 eq.) and cyclopropylsulfonamide (72 mg, 4 eq.) in 27% yield, following the procedure as described for compound **G₂**.

¹H NMR (CDCl₃, 400 MHz): δ 0.88-0.94 (m, 1H), 1.07-1.15 (m, 2H), 1.21-1.29 (m, 2H), 1.33-1.41 (m, 2H), 1.44-1.51 (m, 1H), 1.53-1.72 (m, 2H), 1.87-1.95 (m, 2H), 2.15-2.20 (m, 1H), 2.38-2.46 (m, 1H), 2.56-2.62 (m, 1H), 2.69 (s, 3H), 2.82-3.03 (m, 2H), 2.97 (s, 3H), 3.74-3.81 (m, 1H), 3.95-4.02 (m, 4H), 4.58-4.64 (m, 1H), 4.88-4.95 (m, 2H), 5.10-5.13 (m, 1H), 5.44-5.52 (m, 1H), 5.59-5.67 (m, 1H), 7.20-7.24 (m, 1H), 7.49-7.54 (m, 1H), 7.98-8.02 (m, 1H), 8.55-8.59 (m, 1H), 11.16 (br s, 1H); ¹⁹F NMR (CDCl₃, 376 MHz): δ -60.88 (s, 3F); MS (ESI, EI⁺): *m/z* = 777 (MH⁺).

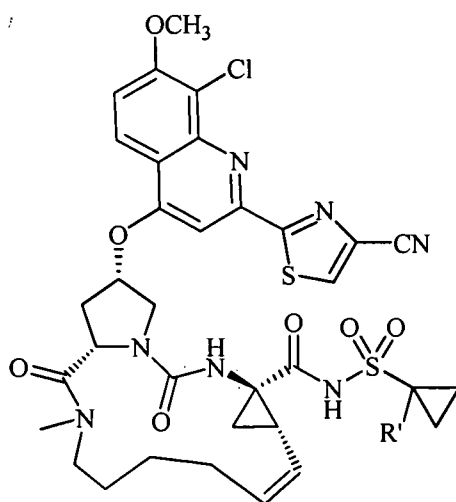
[00519] *Step N:* Synthesis of (Z)-(4*R*,6*S*,15*S*,17*S*)-[17-[7-methoxy-8-methyl-2-(2-trifluoromethylthiazol-4-yl)quinolin-4-yloxy]-13-*N*-methyl-2,14-dioxo-1,3,13-triazatricyclo[13.3.0.0]octadec-7-en-4-yl]carbonyl-(1-methylcyclopropyl)sulfonamide **O₄**. Compound **O₄** (white solid) was synthesized from compound **N₂** (80 mg, 1 eq.) and (1-methylcyclopropyl)sulfonamide (64 mg, 4 eq.) in 24% yield, following the procedure as described for compound **G₂**.

¹H NMR (CDCl₃, 400 MHz): δ 0.79-0.84 (m, 1H), 0.86-0.90 (m, 1H), 1.20-1.43 (m, 4H), 1.52 (s, 3H), 1.65-1.73 (m, 2H), 1.78-1.83 (m, 1H), 1.90-1.93 (m, 2H), 2.17-2.22 (m, 1H),

2.40-2.48 (m, 1H), 2.57-2.62 (m, 1H), 2.70 (s, 3H), 2.84-2.94 (m, 1H), 2.95-3.02 (m, 1H), 3.05 (s, 3H), 3.77-3.81 (m, 1H), 3.99 (s, 3H), 3.98-4.01 (m, 1H), 4.58-4.66 (m, 1H), 4.91 (t, $J = 10.82$ Hz, 1H), 4.96 (dd, $J = 8.86$ and 5.44 Hz, 1H), 5.07 (s, 1H), 5.47-5.54 (m, 1H), 5.63 (td, $J = 10.67$ and 5.85 Hz, 1H), 7.23 (d, $J = 9.24$ Hz, 1H), 7.53 (s, 1H), 8.01 (d, $J = 9.24$ Hz, 1H), 8.59 (s, 1H), 11.16 (br s, 1H); ^{19}F NMR (CDCl_3 , 376 MHz): δ -60.88 (s, 3F); MS (ESI, EI^+): $m/z = 791$ (MH^+).

Example 25

Preparation of Macrocyclic Compounds **T**₁ and **T**₂



T₁ : **R'** = **H**
T₂ : **R'** = **CH**₃

[00520] The synthesis of macrocyclic compounds **T**₁ and **T**₂ is shown in Scheme 32.

[00521] *Step A:* Synthesis of 2-(4-bromothiazol-2-yl)-8-chloro-7-methoxy-quinolin-4-ol **P**. Compound **P** (yellow solid) was synthesized from compound **A**₁ (2 g, 1 eq.) in 92% yield, following the procedure as described for compound **AE** (80°C overnight).

^1H NMR (CDCl_3 , 400 MHz) δ 4.06 (s, 3H), 6.73 (s, 1H), 7.07 (d, $J = 9.10$ Hz, 1H), 7.46 (s, 1H), 8.27 (d, $J = 9.10$ Hz, 1H), 9.74 (br s, 1H); MS (ESI, EI^+): $m/z = 372.90$ (MH^+).

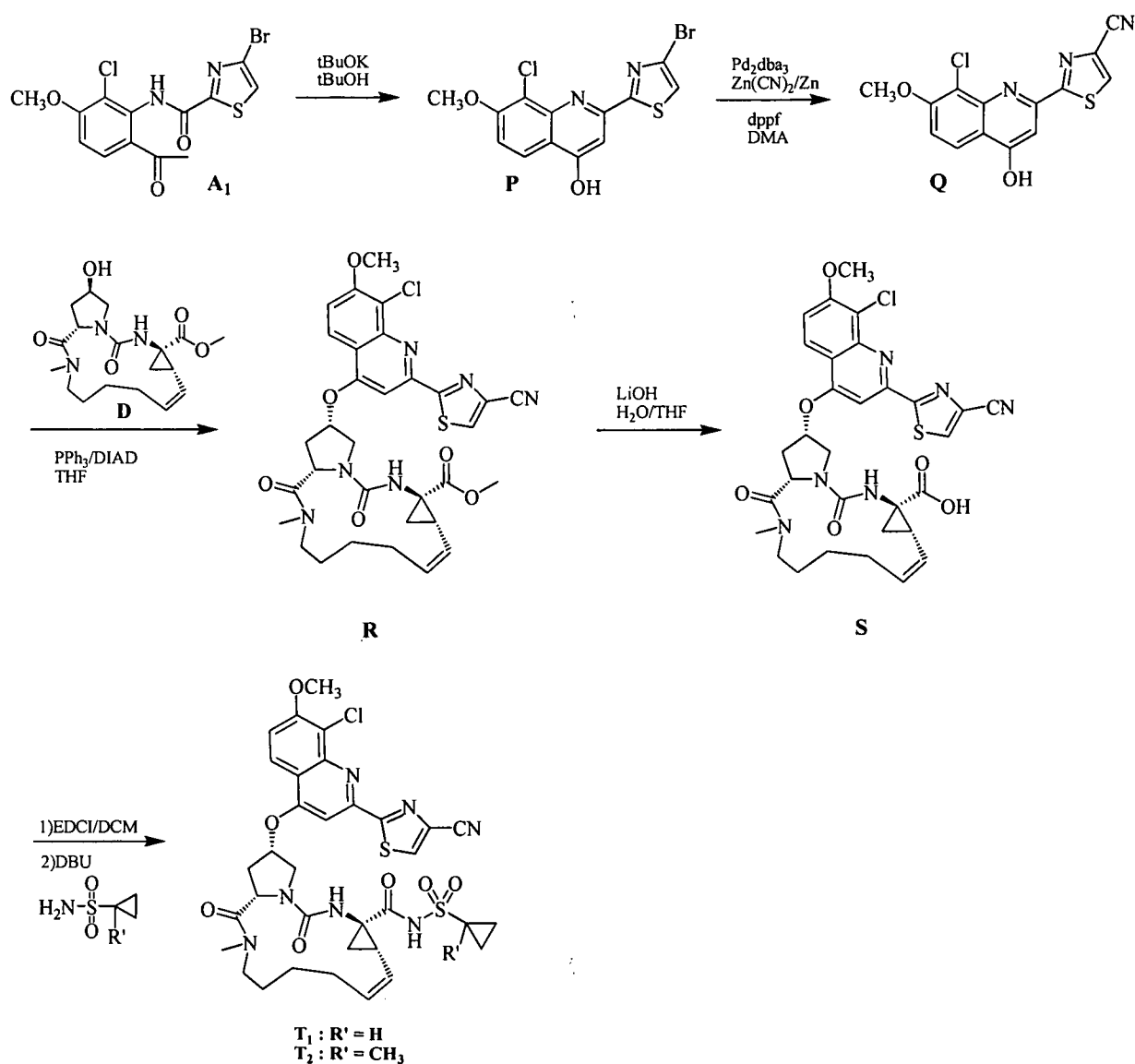
[00522] *Step B:* Synthesis of 8-chloro-2-(4-cyanothiazol-2-yl)-7-methoxy-quinolin-4-ol **Q**. The compound **P** (286 mg, 1 eq.) in degazed dimethylacetamide (10 mL), and Zn (4.5 mg, 0.09 eq.), $\text{Zn}(\text{CN})_2$ (84 mg, 0.6 eq.), Pd_2dba_3 (21 mg, 0.03 eq.), and dppf (26 mg, 0.06 eq.) were heated at 110°C under microwaves for 30 min. Then, water was added, the precipitate filtered and dissolved in ethyl acetate, dried, and concentrated under vacuum. The residue was purified by chromatography on a silica gel to give compound **Q** as a yellow solid

in 81% yield.

^1H NMR (CDCl_3 , 400 MHz) δ 4.07 (s, 3H), 6.79 (br s, 1H), 7.08 (d, $J = 9.11$ Hz, 1H), 8.19 (s, 1H), 8.28 (d, $J = 9.11$ Hz, 1H), 9.74 (br s, 1H); MS (ESI, EI^+): $m/z = 318.15$ (MH^+).

[00523] *Step C: Synthesis of (Z)-(4R,6S,15S,17S)-17[8-chloro-7-methoxy-2-(4-cyanothiazol-2-yl)quinolin-4-yloxy]-13-N-methyl-2,14-dioxo-1,3,13-triazatricyclo-[13.3.0.0]octadec-7-ene-4-carboxylic acid methyl ester R.* Compound **R**, a mixture of diastereoisomers (beige solid), was synthesized from compound **Q** (250 mg, 1 eq.) and compound **D** (299 mg, 1 eq.), following the procedure as described for compound **54c**. MS (ESI, EI^+): $m/z = 665$ (MH^+).

Scheme 32



[00524] *Step D: Synthesis of (Z)-(4R,6S,15S,17S)-17[8-chloro-7-methoxy-2-(4-*

cyanothiazol-2-yl)quinolin-4-yloxy]-13-*N*-methyl-2,14-dioxo-1,3,13-triazatricyclo[13.3.0.0]octadec-7-ene-4-carboxylic acid **S**. Compound **S** (white solid) was synthesized from crude compound **R** following the procedure as described for compound **55c**.

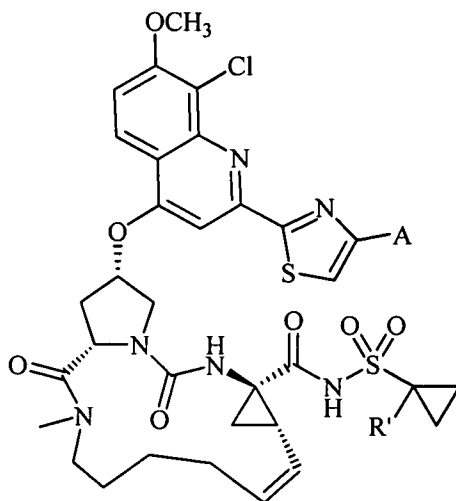
¹H NMR (CDCl₃, 400 MHz) δ 0.83-1.60 (m, 8H), 2.21-2.27 (m, 1H), 2.29-2.36 (m, 1H), 2.58-2.64 (m, 1H), 2.80-2.88 (m, 1H), 3.02-3.10 (m, 1H), 3.06 (s, 3H), 3.87-3.91 (m, 1H), 4.02-4.09 (m, 1H), 4.09 (s, 3H), 4.56-4.64 (m, 1H), 4.92 (t, $J = 10.80$ Hz, 1H), 5.02 (dd, $J = 8.95$ and 4.79 Hz, 1H), 5.17 (s, 1H), 5.46-5.52 (m, 1H), 5.66 (td, $J = 10.81$ and 4.38 Hz, 1H), 7.33 (d, $J = 9.26$ Hz, 1H), 7.53 (s, 1H), 8.09 (d, $J = 9.26$ Hz, 1H), 8.14 (s, 1H); MS (ESI, EI⁺): $m/z = 651.29$ (MH⁺).

[00525] *Step E*: Synthesis of (*Z*)-(4*R*,6*S*,15*S*,17*S*)-[17-[8-chloro-7-methoxy-2-(2-cyanothiazol-4-yl)quinolin-4-yloxy]-13-*N*-methyl-2,14-dioxo-1,3,13-triazatricyclo[13.3.0.0]octadec-7-en-4-yl]carbonyl-(cyclopropyl)sulfonamide **T**₁. Compound **T**₁ (yellow solid) was synthesized from compound **S** (80 mg, 1 eq.) in 17% yield, following the procedure as described for compound **G**₂.

¹H NMR (Acetone-*d*₆, 400 MHz) δ 0.83-1.74 (m, 16H), 2.59-2.66 (m, 2H), 3.13 (s, 3H), 3.13-3.24 (m, 2H), 3.84-3.94 (m, 1H), 4.15 (s, 3H), 4.20-4.30 (m, 1H), 4.61-4.69 (m, 1H), 5.03-5.09 (m, 1H), 5.51-5.62 (m, 1H), 5.73-5.83 (m, 1H), 7.65 (d, $J = 9.35$ Hz, 1H), 7.74 (s, 1H), 8.27 (d, $J = 9.35$ Hz, 1H), 8.80 (s, 1H); MS (ESI, EI⁺): $m/z = 754.39$ (MH⁺).

[00526] *Step F*: Synthesis of (*Z*)-(4*R*,6*S*,15*S*,17*S*)-[17-[8-chloro-7-methoxy-2-(2-cyanothiazol-4-yl)quinolin-4-yloxy]-13-*N*-methyl-2,14-dioxo-1,3,13-triazatricyclo[13.3.0.0]octadec-7-en-4-yl]carbonyl-(1-methylcyclopropyl)sulfonamide **T**₂. Compound **T**₂ (white solid) was synthesized from compound **S** (40 mg, 1 eq.) in 11% yield, following the procedure as described for compound **G**₂.

¹H NMR (CDCl₃, 400 MHz) δ 0.81-1.96 (m, 9H), 2.17-2.24 (m, 3H), 2.41-2.48 (m, 2H), 2.57-2.63 (m, 2H), 2.85-2.90 (m, 1H), 3.01-3.09 (m, 2H), 3.06 (s, 3H), 3.85-3.89 (m, 1H), 4.04 (m, 1H), 4.09 (s, 3H), 4.57-4.65 (m, 1H), 4.90-4.95 (m, 1H), 4.98-5.02 (m, 1H), 5.03 (s, 1H), 5.46-5.53 (m, 1H), 5.61-5.68 (m, 1H), 7.33 (d, $J = 9.27$ Hz, 1H), 7.55 (s, 1H), 8.10 (d, $J = 9.27$ Hz, 1H), 8.14 (s, 1H), 11.05 (br s, 1H); MS (ESI, EI⁺): $m/z = 768.06$ (MH⁺).

Example 26Preparation of Macrocyclic Compounds AC₁, AC₂, and AC₃

AC₁ : A = cPr, R' = H
 AC₂ : A = cBu, R' = H
 AC₃ : A = cBu, R' = CH₃

[00527] The synthesis of macrocyclic compounds AC₁, AC₂, and AC₃ is shown in Scheme 33.

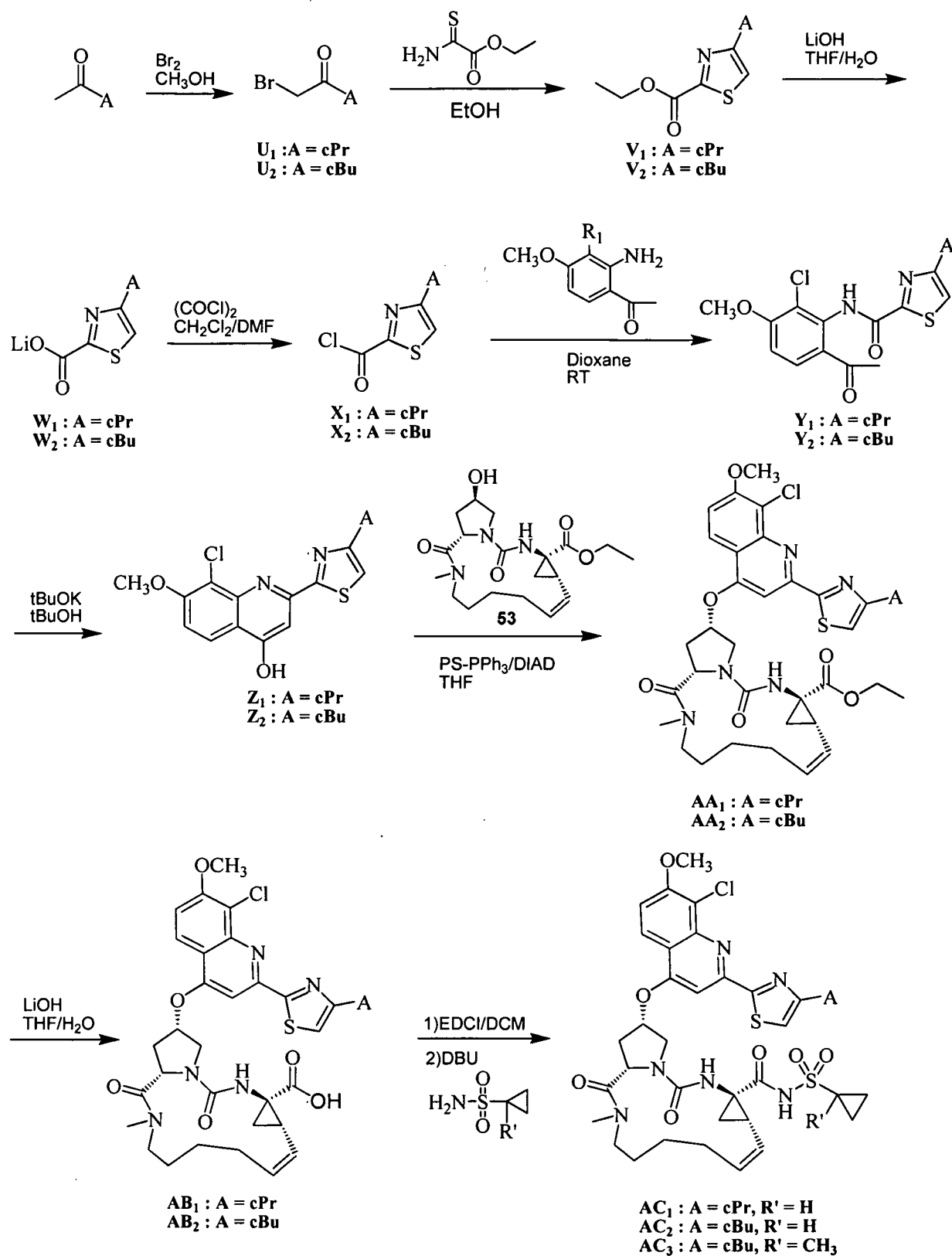
[00528] *Step A:* Synthesis of 2-bromo-1-cyclopropylethanone U₁. To a stirred ice-cooled solution of cyclopropyl methyl ketone (21 g, 1 eq.) in methanol (150 mL) was added dropwise bromine (12.9 mL, 1 eq.). The reaction was allowed to proceed (decolorization) below 10 °C. Stirring was continued at room temperature for 1 hr before adding water (75 mL). After an additional 15 min, the mixture was diluted with water (225 mL) and extracted with ethyl ether (two times). Ether layers were washed with 10% Na₂CO₃ solution and brine. Dried organic layers were evaporated *in vacuo* to yield a crude orange oil, purified by distillation to yield compound U₁ as a colorless oil in 52% yield.

¹H NMR (CDCl₃, 400 MHz): δ 0.98-1.02 (m, 2H), 1.09-1.13 (m, 2H), 2.15-2.22 (m, 1H), 4 (s, 2H).

[00529] *Step B:* Synthesis of 4-cyclopropylthiazole-2-carboxylic acid ethyl ester V₁. Compound V₁ (brown oil) was synthesized from compound U₁ (10 g, 1.25 eq.) in 73% yield, following the procedure as described for compound 36.

¹H NMR (DMSO-*d*₆, 400 MHz): δ 0.80-0.84 (m, 2H), 0.92-0.97 (m, 2H), 1.30 (t, *J* = 7.10 Hz, 3H), 2.13-2.20 (m, 1H), 4.34 (q, *J* = 7.10 Hz, 2H), 7.70 (s, 1H); MS (ESI, EI⁺): *m/z* = 198 (MH⁺).

Scheme 33



[00530] *Step C:* Synthesis of Lithium 4-cyclopropylthiazole-2-carboxylate **W**₁.

Compound **W**₁ (brown solid) was synthesized from compound **V**₁ (6 g, 1 eq.) in 91% yield,

following the procedure as described for compound **37**.

^1H NMR (DMSO- d_6 , 400 MHz): δ 0.780-0.80 (m, 2H), 0.81-0.84 (m, 2H), 1.95-2.01 (m, 1H), 7.11 (s, 1H).

[00531] *Step D:* Synthesis of 4-cyclopropylthiazole-2-carbonyl chloride **X₁**.

Compound **X₁** (brown solid) was synthesized from compound **W₁** (3 g, 1 eq.) in quantitative yield, following the procedure as described for compound **38**.

MS (ESI, EI^+): m/z = 170 (MH^+).

[00532] *Step E:* Synthesis of *N*-(6-acetyl-2-chloro-3-methoxyphenyl)-4-

cyclopropylthiazole-2-carboxamide **Y₁**. To a solution of compound **X₁** (3.4 g, 1.2 eq.) in dioxane (60 mL) was added 6-acetyl-2-chloro-3-methoxy aniline (3.01 g, 1 eq.) in dioxane. The mixture was stirred at room temperature overnight. Water was added and the mixture was extracted with ethyl acetate. The organic layer was dried over Na_2SO_4 , filtered, and concentrated under vacuum. The residue was purified by chromatography on silica gel (petroleum ether/ethyl acetate) to yield compound **Y₁** as a brown solid in 66% yield.

^1H NMR (CDCl_3 , 400 MHz): δ 1-1.06 (m, 4H), 2.08-2.15 (m, 1H), 2.58 (s, 3H), 3.99 (s, 3H), 6.87 (d, J = 8.78 Hz, 1H), 7.16 (s, 1H), 7.67 (d, J = 8.78 Hz, 1H), 10.27 (br s, 1H); MS (ESI, EI^+): m/z = 351 (MH^+).

[00533] *Step F:* Synthesis of 8-chloro-7-methoxy-2-(4-cyclopropylthiazol-2-yl)quinolin-4-ol **Z₁**. Compound **Z₁** (orange solid) was synthesized from compound **Y₁** (3.50 g, 1 eq) in 84% yield, following the procedure as described for compound **AE** (80°C overnight).

^1H NMR (CDCl_3 , 400 MHz): δ 1.04-1.07 (m, 4H), 2.13-2.18 (m, 1H), 4.06 (s, 3H), 6.75 (s, 1H), 7.06 (d, J = 9.10 Hz, 1H), 7.09 (s, 1H), 8.27 (d, J = 9.10 Hz, 1H), 9.92 (br s, 1H); MS (ESI, EI^+): m/z = 333.13 (MH^+).

[00534] *Step G:* Synthesis of (*Z*)-(4*R*,6*S*,15*S*,17*S*)-17[8-chloro-7-methoxy-2-(4-cyclopropylthiazol-2-yl)quinolin-4-yloxy]-13-*N*-methyl-2,14-dioxo-1,3,13-triazatricyclo[13.3.0.0]octadec-7-ene-4-carboxylic acid ethyl ester **AA₁**. Compound **AA₁**, a mixture of diastereoisomers (cream solid), was synthesized from compound **53** (342 mg, 1 eq.), compound **Z₁** (300 mg, 1 eq.), and supported triphenylphosphine (1.08 g, 2.2 eq.) in 95% yield, following the procedure as described for compound **54c**.

MS (ESI, EI^+): m/z = 694 (MH^+).

[00535] *Step H:* Synthesis of (Z)-(4*R*,6*S*,15*S*,17*S*)-17[8-chloro-7-methoxy-2-(4-cyclopropylthiazol-2-yl)quinolin-4-yloxy]-13-*N*-methyl-2,14-dioxo-1,3,13-triazatricyclo[13.3.0.0]octadec-7-ene-4-carboxylic acid **AB**₁. Compound **AB**₁ (white solid) was synthesized from compound **AA**₁ (599 mg, 1 eq.) in 15% yield, following the procedure as described for compound **55c**. In this case, the pure diastereoisomer was purified by chromatography (DCM/MeOH).
MS (ESI, EI⁺): m/z = 666 (MH⁺).

[00536] *Step I:* Synthesis of (Z)-(4*R*,6*S*,15*S*,17*S*)-[17-[8-chloro-7-methoxy-2-(4-cyclopropylthiazol-2-yl)quinolin-4-yloxy]-13-*N*-methyl-2,14-dioxo-1,3,13-triazatricyclo[13.3.0.0]octadec-7-en-4-yl]carbonyl-(cyclopropyl)sulfonamide **AC**₁. Compound **AC**₁ (yellow solid) was synthesized from compound **AB**₁ (88 mg, 1 eq.) and cyclopropylsulfonamide (64 mg, 4 eq.) in 51% yield, following the procedure as described for compound **G**₂ (purification by HPLC).
¹H NMR (CDCl₃, 400 MHz): δ 0.93-0.97 (m, 2H), 1-1.04 (m, 2H), 1.08-1.17 (m, 2H), 1.37-1.41 (m, 2H), 1.46-1.53 (m, 1H), 1.55-1.69 (m, 4H), 1.87-1.96 (m, 2H), 2.14-2.59 (m, 2H), 2.38-2.45 (m, 1H), 2.58-2.63 (m, 1H), 2.90-3.01 (m, 2H), 3.04 (s, 3H), 3.78 (dd, J = 8.26 and 7.03 Hz, 1H), 4.01-4.05 (m, 2H), 4.07 (s, 3H), 4.61 (td, J = 13.74 and 2.79 Hz, 1H), 4.88-4.95 (m, 2H), 5.14 (s, 1H), 5.45-5.51 (m, 1H), 5.64 (td, J = 10.78 and 5.78 Hz, 1H), 7 (s, 1H), 7.25 (d, J = 9.30 Hz, 1H), 7.53 (s, 1H), 8.04 (d, J = 9.30 Hz, 1H), 11.22 (br s, 1H); MS (ESI, EI⁺): m/z = 769 (MH⁺).

[00537] *Step J:* Synthesis of 2-bromo-1-cyclobutyllethanone **U**₂. Compound **U**₂ (yellow oil) was synthesized from cyclobutyl methyl ketone (22 g, 1 eq.) and bromine (11.5 mL, 1 eq.) in 60 % yield, following the procedure as described for compound **U**₁.
¹H NMR (CDCl₃, 400 MHz): δ 1.75-1.84 (m, 1H), 1.89-2 (m, 1H), 2.10-2.27 (m, 4H), 3.49-3.57 (m, 1H), 3.82 (s, 2H).

[00538] *Step K:* Synthesis of 4-cyclobutylthiazole-2-carboxylic acid ethyl ester **V**₂. Compound **V**₂ (yellow oil) was synthesized from compound **U**₂ (23.87 g, 1 eq.) and ethyl thiooxamate (21.41 g, 1 eq.) in 64% yield, following the procedure as described for compound **36**.
¹H NMR (DMSO-*d*₆, 400 MHz): δ 1.32 (t, J = 7.12 Hz, 3H), 1.82-1.89 (m, 1H), 1.92-2.02 (m, 1H), 2.15-2.33 (m, 4H), 3.65-3.74 (m, 1H), 4.36 (q, J = 7.12 Hz, 2H), 7.76 (d, J = 0.64 Hz, 1H); MS (ESI, EI⁺): m/z = 212 (MH⁺).

[00539] *Step L:* Synthesis of Lithium 4-cyclobutylthiazole-2-carboxylate **W₂**.

Compound **W₂** (beige solid) was synthesized from compound **V₂** (17.5 g, 1 eq.) in 97% yield, following the procedure as described for compound **37**.

¹H NMR (DMSO-*d*₆, 400 MHz): δ 1.73-1.85 (m, 1H), 1.88-2 (m, 1H), 2.18-2.24 (m, 4H), 3.50-3.61 (m, 1H), 7.14 (s, 1H); MS (ESI, EI⁺): m/z = 184 (MH⁺).

[00540] *Step M:* Synthesis of 4-cyclobutylthiazole-2-carbonyl chloride **X₂**.

Compound **X₂** was synthesized from compound **W₂** (5 g, 1 eq.), following the procedure as described for compound **38**.

MS (ESI, EI⁺): m/z = 198 (MH⁺).

[00541] *Step N:* Synthesis of *N*-(6-acetyl-2-chloro-3-methoxyphenyl)-4-

cyclobutylthiazole-2-carboxamide **Y₂**. Compound **Y₂** (white solid) was synthesized from compound **X₂** (5.48 g, 1.2 eq.) in 70% yield, following the procedure as described for compound **Y₁**.

¹H NMR (CDCl₃, 400 MHz): δ 1.96-2.12 (m, 2H), 2.34-2.44 (m, 4H), 2.59 (s, 3H), 3.70-3.78 (m, 1H), 3.99 (s, 3H), 6.88 (d, J = 8.82 Hz, 1H), 7.20 (s, 1H), 7.68 (d, J = 8.76 Hz, 1H), 10.33 (br s, 1H); MS (ESI, EI⁺): m/z = 365 (MH⁺).

[00542] *Step O:* Synthesis of 8-chloro-7-methoxy-2-(4-cyclobutylthiazol-2-

yl)quinolin-4-ol **Z₂**. Compound **Z₂** (beige solid) was synthesized from compound **Y₂** (5.68 g, 1 eq.) in 84% yield, following the procedure as described for compound **AE** (80°C overnight).

¹H NMR (DMSO-*d*₆, 400 MHz): δ 1.87-1.95 (m, 1H), 1.96-2.07 (m, 1H), 2.23-2.35 (m, 4H), 3.67-3.76 (m, 1H), 4.02 (s, 3H), 7.51 (s, 1H), 7.53 (d, J = 9.30 Hz, 1H), 7.63 (s, 1H), 8.11 (d, J = 9.30 Hz, 1H), 11.89 (br s, 1H); MS (ESI, EI⁺): m/z = 347 (MH⁺).

[00543] *Step P:* Synthesis of (Z)-(4*R*,6*S*,15*S*,17*S*)-17[8-chloro-7-methoxy-2-(4-

cyclobutylthiazol-2-yl)quinolin-4-yloxy]-13-*N*-methyl-2,14-dioxo-1,3,13-triazatricyclo[13.3.0.0]octadec-7-ene-4-carboxylic acid ethyl ester **AA₂**. Compound **AA₂**, a mixture of diastereoisomers, was synthesized from compound **Z** (365 mg, 1 eq.) and compound **53** (400 mg, 1 eq.) in 34% yield, following the procedure as described for compound **54c**.

MS (ESI, EI⁺): m/z = 708 (MH⁺).

[00544] *Step Q:* Synthesis of (Z)-(4*R*,6*S*,15*S*,17*S*)-17[8-chloro-7-methoxy-2-(4-

cyclobutylthiazol-2-yl)quinolin-4-yloxy]-13-*N*-methyl-2,14-dioxo-1,3,13-triazatricyclo[13.3.0.0]octadec-7-ene-4-carboxylic acid **AB₂**. Compound **AB₂** (off-white solid) was synthesized from compound **AA₂** in 35% yield, following the procedure as described for compound **55c**.

¹H NMR (CDCl₃, 400 MHz): δ 1.22-1.33 (m, 2H), 1.38-1.42 (m, 2H), 1.52-1.63 (m, 2H), 1.81-1.84 (m, 1H), 1.88-2 (m, 2H), 2.03-2.14 (m, 1H), 2.22-2.36 (m, 4H), 2.40-2.48 (m, 2H), 2.59-2.64 (m, 1H), 2.80-2.88 (m, 1H), 2.97-3.04 (m, 1H), 3.04 (s, 3H), 3.72-3.83 (m, 2H), 4.03-4.07 (m, 1H), 4.07 (s, 3H), 4.61 (td, J = 13.46 and 2.20 Hz, 1H), 4.91 (t, J = 10.65 Hz, 1H), 4.98 (dd, J = 8.96 and 4.96 Hz, 1H), 5.19 (s, 1H), 5.49-5.55 (m, 1H), 5.65 (td, J = 10.65 and 4.55 Hz, 1H), 7.14 (s, 1H), 7.26 (d, J = 9.25 Hz, 1H), 7.58 (s, 1H), 8.05 (d, J = 9.25 Hz, 1H); MS (ESI, EI⁺): m/z = 680.23 (MH⁺).

[00545] *Step R*: Synthesis of (Z)-(4*R*,6*S*,15*S*,17*S*)-[17-[8-chloro-7-methoxy-2-(4-cyclobutylthiazol-2-yl)quinolin-4-yloxy]-13-*N*-methyl-2,14-dioxo-1,3,13-triazatricyclo[13.3.0.0]octadec-7-en-4-yl]carbonyl-(cyclopropyl)sulfonamide **AC₂**. Compound **AC₂** (off-white solid) was synthesized from compound **AB₂** (120 mg, 1 eq.) in 24% yield, following the procedure as described for compound **G₂**.

¹H NMR (CDCl₃, 400 MHz): δ 0.86-0.90 (m, 2H), 0.91-0.97 (m, 1H), 1.06-1.19 (m, 2H), 1.22-1.43 (m, 3H), 1.46-1.69 (m, 3H), 1.88-2 (m, 2H), 2.03-2.15 (m, 1H), 2.19-2.25 (m, 1H), 2.29-2.35 (m, 2H), 2.41-2.46 (m, 3H), 2.58-2.64 (m, 1H), 2.80-2.90 (m, 1H), 2.91-3.02 (m, 1H), 3.05 (s, 3H), 3.74-3.82 (m, 2H), 4.02-4.07 (m, 1H), 4.07 (s, 3H), 4.58-4.65 (m, 1H), 4.91 (t, J = 10.79 Hz, 1H), 4.94 (dd, J = 8.95 and 5.40 Hz, 1H), 5.08 (s, 1H), 5.48-5.55 (m, 1H), 5.64 (td, J = 10.74 and 5.66 Hz, 1H), 7.14 (s, 1H), 7.26 (d, J = 9.24 Hz, 1H), 7.59 (s, 1H), 8.05 (d, J = 9.24 Hz, 1H), 11.19 (br s, 1H); MS (ESI, EI⁺): m/z = 783.24 (MH⁺).

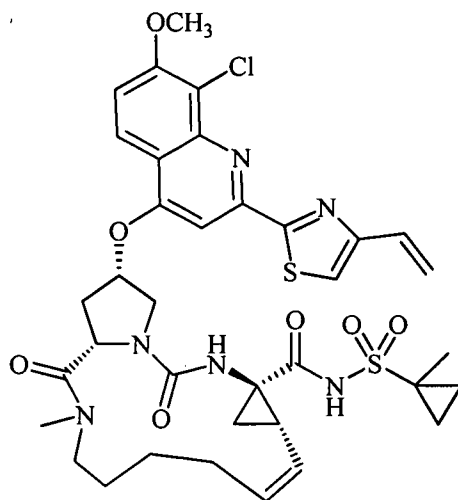
[00546] *Step S*: Synthesis of (Z)-(4*R*,6*S*,15*S*,17*S*)-[17-[8-chloro-7-methoxy-2-(4-cyclobutylthiazol-2-yl)quinolin-4-yloxy]-13-*N*-methyl-2,14-dioxo-1,3,13-triazatricyclo[13.3.0.0]octadec-7-en-4-yl]carbonyl-(1-methylcyclopropyl)sulfonamide **AC₃**. Compound **AC₃** (off-white solid) was synthesized from compound **AB₂** (95 mg, 1 eq.) in 27% yield, following the procedure as described for compound **G₂**.

¹H NMR (CDCl₃, 400 MHz): δ 0.79-0.84 (m, 2H), 0.86-0.90 (m, 1H), 1.22-1.41 (m, 3H), 1.52 (s, 3H), 1.49-1.75 (m, 3H), 1.80-1.83 (m, 1H), 1.89-2.01 (m, 2H), 2.05-2.15 (m, 1H), 2.17-2.24 (m, 1H), 2.29-2.34 (m, 2H), 2.39-2.48 (m, 3H), 2.58-2.63 (m, 1H), 2.82-2.92 (m, 1H), 2.95-3.04 (m, 1H), 3.05 (s, 3H), 3.73-3.82 (m, 2H), 4.03-4.06 (m, 1H), 4.07 (s, 3H), 4.61

(td, $J = 13.71$ and 2.41 Hz, 1H), 4.91 (t, $J = 10.72$ Hz, 1H), 4.96 (dd, $J = 8.85$ and 5.24 Hz, 1H), 5.14 (s, 1H), 5.47-5.54 (m, 1H), 5.64 (td, $J = 10.80$ and 5.79 Hz, 1H), 7.14 (s, 1H), 7.25 (d, $J = 9.25$ Hz, 1H), 7.59 (s, 1H), 8.05 (d, $J = 9.25$ Hz, 1H), 11.16 (br s, 1H); MS (ESI, EI^+): $m/z = 797.48$ (MH^+).

Example 27

Preparation of Macrocyclic Compound **AH**



AH

[00547] The synthesis of macrocyclic compound **AH** is shown in Scheme 34.

[00548] *Step A:* Synthesis of *N*-(6-acetyl-2-chloro-3-methoxyphenyl)-4-vinylthiazole-2-carboxamide **AD**. A solution of compound **A₁** (2.10 g, 1 eq.) and tributylvinyl tin (2.06 g, 1.2 eq.) in toluene (55 mL) was degazed by bubbling nitrogen during 15 min. Then, triphenylphosphine (250 mg, 4%) was added under nitrogen and the reaction mixture was heated to 100°C overnight. After cooling, the solvent was concentrated under diminished pressure and the residue was triturated with diethyl ether to yield compound **G** as a beige powder in 88% yield.

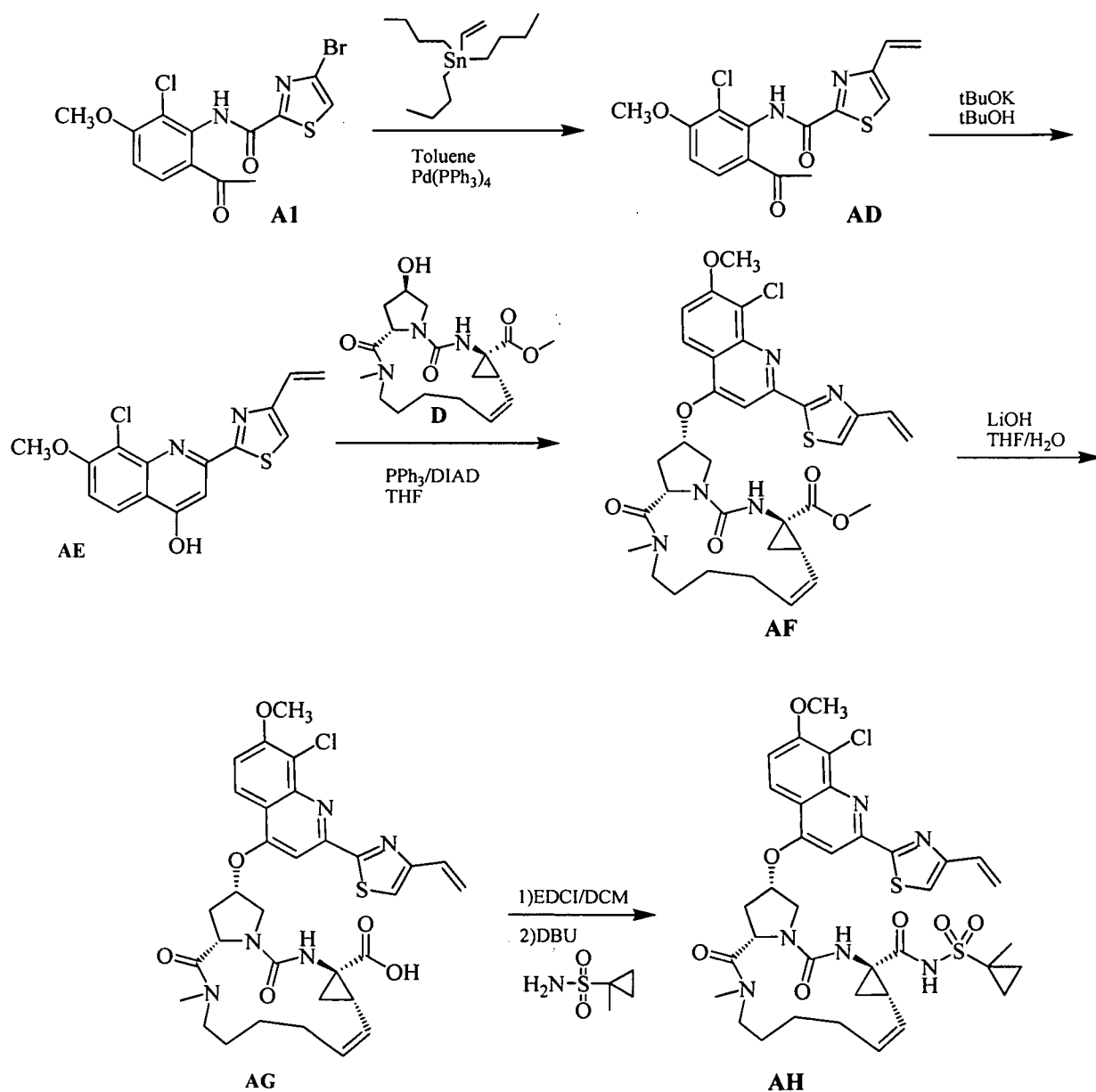
^1H NMR (CDCl_3 , 400 MHz): δ 2.60 (s, 3H), 4 (s, 3H), 5.5 (dd, $J = 10.85$ and 1.24 Hz, 1H), 6.24 (dd, $J = 17.26$ and 1.24 Hz, 1H), 6.79 (dd, $J = 17.34$ and 10.78 Hz, 1H), 6.90 (d, $J = 8.74$ Hz, 1H), 7.40 (s, 1H), 7.71 (d, $J = 8.74$ Hz, 1H), 10.45 (br s, 1H).

[00549] *Step B:* Synthesis of 8-chloro-7-methoxy-2-(4-vinylthiazol-2-yl)quinolin-4-ol **AE**. Potassium tert-butoxide (2.13 g, 2.2 eq.) was added to a suspension of compound **AD** (2.91 g, 1 eq.) in tert-butanol (30 mL). The reaction mixture was heated to 100°C for 5 hrs.

After one night at room temperature, the mixture was diluted with diethyl ether and the precipitate filtered, washed with diethyl ether, and solubilized in water. The pH was adjusted to 6-7 by addition of 1N HCl and the precipitate was filtered, washed with water, and triturated with diethyl ether to yield compound **AE** in 73% yield.

^1H NMR (CDCl_3 , 400 MHz): δ 4.06 (s, 3H), 5.54 (d, $J = 10.82$ Hz, 1H), 6.25 (d, $J = 17.31$ Hz, 1H), 6.74 (s, 1H), 6.79 (dd, $J = 17.31$ and 10.82 Hz, 1H), 7.06 (d, $J = 9.10$ Hz, 1H), 7.32 (s, 1H), 8.28 (d, $J = 9.10$ Hz, 1H), 9.97 (br s, 1H).

Scheme 34



[00550] *Step C:* Synthesis of (Z)-(4*R*,6*S*,15*S*,17*S*)-17[8-chloro-7-methoxy-2-(4-vinylthiazol-2-yl)quinolin-4-yloxy]-13-*N*-methyl-2,14-dioxo-1,3,13-triazatricyclo[13.3.0.0]octadec-7-ene-4-carboxylic acid methyl ester **AF**. Compound **AF**, a

mixture of diastereoisomers (white powder), was synthesized from compound **D** (2.80 g, 1.2 eq.) and compound **AE** (2 g, 1 eq.) in 43% yield, following the procedure as described for compound **54c**.

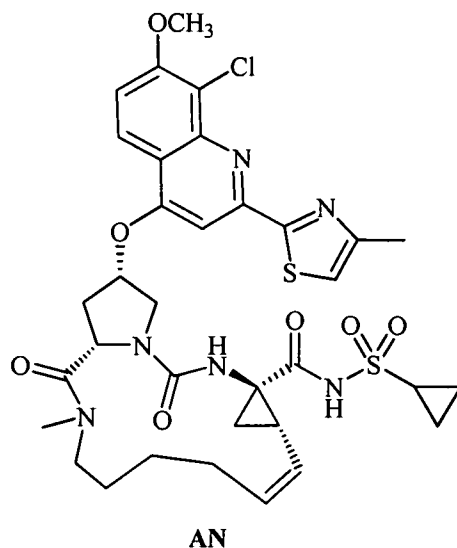
MS (ESI, EI⁺): m/z = 666.37 (MH⁺).

[00551] *Step D:* Synthesis of (Z)-(4*R*,6*S*,15*S*,17*S*)-17-[8-chloro-7-methoxy-2-(4-vinylthiazol-2-yl)quinolin-4-yloxy]-13-*N*-methyl-2,14-dioxo-1,3,13-triazatricyclo[13.3.0.0]octadec-7-ene-4-carboxylic acid **AG**. Compound **AG** was synthesized from compound **AF** (1.62 g, 1 eq.) in 45% yield, following the procedure as described for compound **55c**.

¹H NMR (CDCl₃, 400 MHz): δ 1.24-1.32 (m, 2H), 1.40-1.44 (m, 2H), 1.51-1.58 (m, 2H), 1.80 (dd, J = 8.16 and 6.33 Hz, 1H), 1.83-1.91 (m, 1H), 2.2-2.32 (m, 2H), 2.58-2.63 (m, 1H), 2.95-3.01 (m, 1H), 3.03 (s, 3H), 3.81 (dd, J = 8.53 and 6.88 Hz, 1H), 4.02-4.06 (m, 1H), 4.07 (s, 3H), 4.59 (td, J = 13.50 and 2.70 Hz, 1H), 4.89-4.96 (m, 2H), 5.33 (s, 1H), 5.44 (dd, J = 10.82 and 1.44 Hz, 1H), 5.45-5.51 (m, 1H), 5.63 (td, J = 10.82 and 4.72 Hz, 1H), 6.16 (dd, J = 17.34 and 1.31 Hz, 1H), 6.81 (dd, J = 17.34 and 10.90 Hz, 1H), 7.26 (d, J = 9.29 Hz, 1H), 7.33 (s, 1H), 7.61 (s, 1H), 8.04 (d, J = 9.29 Hz, 1H); MS (ESI, EI⁺): m/z = 652.14 (MH⁺).

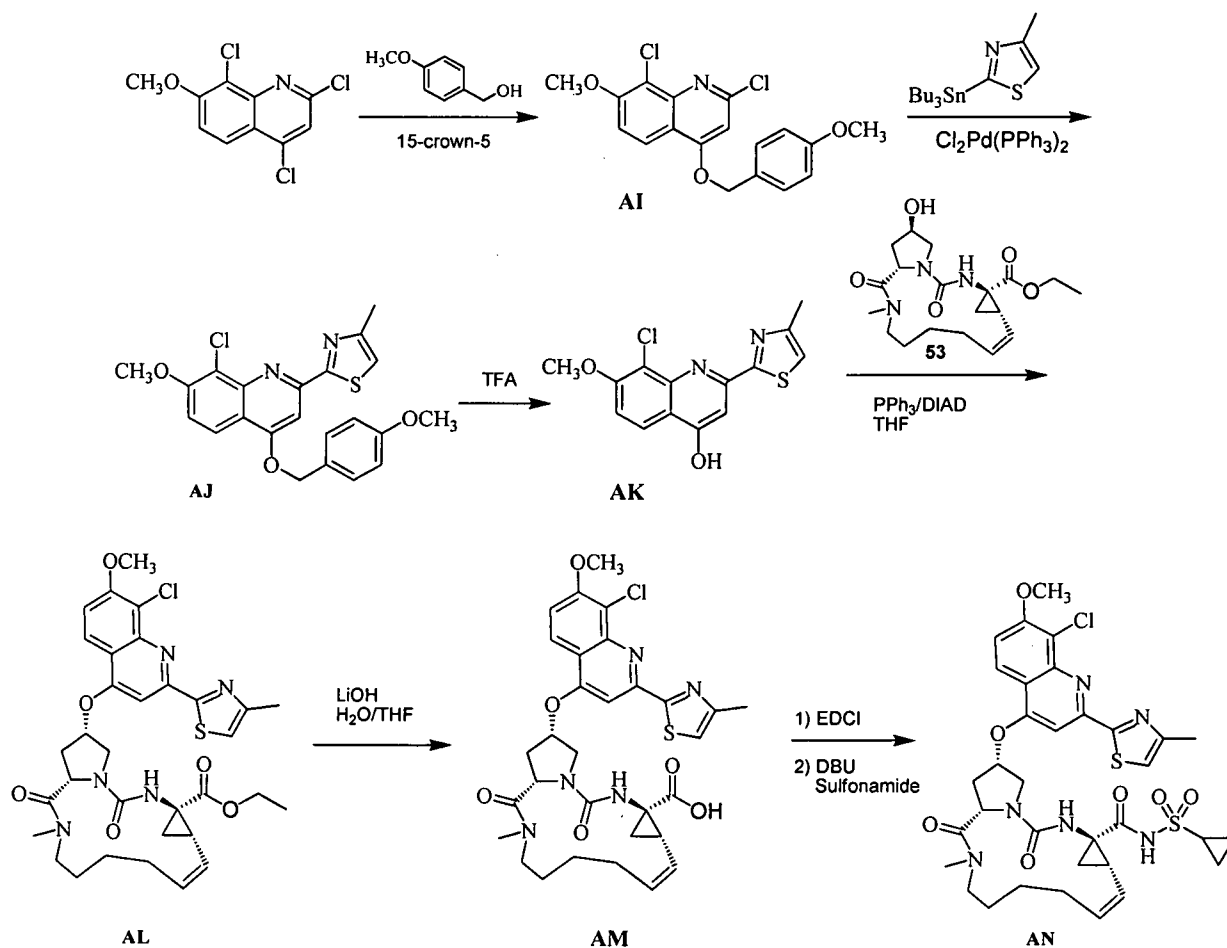
[00552] *Step E:* Synthesis of (Z)-(4*R*,6*S*,15*S*,17*S*)-[17-[8-chloro-7-methoxy-2-(4-vinylthiazol-2-yl)quinolin-4-yloxy]-13-*N*-methyl-2,14-dioxo-1,3,13-triazatricyclo[13.3.0.0]octadec-7-en-4-yl]carbonyl(1-methyl-cyclopropyl)sulfonamide **AH**. Compound **AH** (white powder) was synthesized from compound **AG** (160 mg, 1 eq.) and 1-methyl-cyclopropylsulfonamide (133 mg, 4 eq.) in 13% yield, following the procedure as described for compound **G₂**.

¹H NMR (CDCl₃, 400 MHz): δ 0.79-0.85 (m, 2H), 1.19-1.26 (m, 1H), 1.33-1.41 (m, 2H), 1.53-1.60 (m, 5H), 1.62-1.72 (m, 2H), 1.81-1.85 (m, 1H), 1.92-1.95 (m, 1H), 2.19-2.25 (m, 1H), 2.40-2.47 (m, 1H), 2.58-2.63 (m, 1H), 2.82-2.93 (m, 1H), 2.96-3.04 (m, 1H), 3.05 (s, 3H), 3.79-3.83 (m, 1H), 4.01-4.05 (m, 1H), 4.08 (s, 3H), 4.58-4.65 (m, 1H), 4.92 (t, J = 10.77 Hz, 1H), 4.97 (dd, J = 8.93 and 5.12 Hz, 1H), 5.06 (s, 1H), 5.46 (dd, J = 10.80 and 1.21 Hz, 1H), 5.47-5.54 (m, 1H), 5.61-5.68 (m, 1H), 6.19 (dd, J = 17.36 and 1.24 Hz, 1H), 6.83 (dd, J = 17.36 and 10.87 Hz, 1H), 7.28 (d, J = 9 Hz, 1H), 7.34 (s, 1H), 7.64 (s, 1H), 8.06 (d, J = 9.25 Hz, 1H), 11.12 (brs, 1H); MS (ESI, EI⁺): m/z = 769.26 (MH⁺).

Example 28Preparation of Macrocyclic Compound AN

[00553] The synthesis of macrocyclic compound AN is shown in Scheme 35.

Scheme 35



[00554] *Step A:* Synthesis of 4-(4-methoxybenzyloxy)-2,8-dichloro-7-methoxyquinoline **AI**. Sodium hydride (2.74 g, 1.2 eq.) was added portionwise to a solution of p-methoxybenzyl alcohol (8.55 mL, 1.2 eq.) and 15-crown-5 (13.6 mL, 1.2 eq.) in 35 mL of DMF. The mixture was allowed to stir at room temperature for 30 min, and then added to a solution of 2,4,8-trichloro-7-methoxyquinoline (15 g, 1 eq.) in DMF (75 mL) via canula. After 18 hrs of stirring at room temperature, the mixture was poured on 500 mL of water and NH₄Cl aqueous. Ethyl acetate (200 mL) was added and the precipitate was filtered. The filtrate was purified by chromatography on silica gel to yield compound **AI** in 56% yield. ¹H NMR (CDCl₃, 400 MHz) δ 3.85 (s, 3H), 4.05 (s, 3H), 5.19 (s, 2H), 6.77 (s, 1H), 6.97 (d, J = 8.64 Hz, 2H), 7.23 (d, J = 9.25 Hz, 1H), 7.41 (d, J = 8.64 Hz, 2H), 8.08 (d, J = 9.25 Hz, 1H); MS (ESI, EI⁺): m/z = 386.1 (MNa⁺).

[00555] *Step B:* Synthesis of 4-(4-methoxybenzyloxy)-8-chloro-7-methoxy-2-(4-methylthiazol-2-yl)quinoline **AJ**. To a solution of compound **AI** (1 g, 1 eq.) and 2-(tributylstannyl)-4-methylthiazole (1.28 g, 1.2 eq.) in DMF (14 mL) were added PdCl₂(PPh₃)₂ (193 mg, 10%) and potassium carbonate (455 mg, 1.2 eq.) and the resulting mixture was stirred at 90 °C overnight. DMF was concentrated under vacuum and water and dichloromethane were added. The aqueous layer was extracted with dichloromethane and the combined organic layers washed with water and brine, dried over Na₂SO₄, filtered, and concentrated. The residue was purified by chromatography on a silica gel to yield compound **AJ** as a white solid in 65% yield. ¹H NMR (CDCl₃, 400 MHz) δ 2.57 (s, 3H), 3.86 (s, 3H), 4.06 (s, 3H), 5.33 (s, 2H), 6.98 (d, J = 8.64 Hz, 2H), 7.08 (s, 1H), 7.25 (d, J = 9.25 Hz, 1H), 7.46 (d, J = 8.64 Hz, 2H), 7.74 (s, 1H), 8.12 (d, J = 9.25 Hz, 1H); MS (ESI, EI⁺): m/z = 427.1 (MH⁺).

[00556] *Step C:* Synthesis of 8-chloro-7-methoxy-2-(4-methylthiazol-2-yl)quinolin-4-ol **AK**. Compound **AJ** (750 mg, 1 eq.) in trifluoroacetic acid (5 mL) was stirred at room temperature for 10 min. Then, the acid was evaporated, ethyl acetate added and concentrated again in diminished pressure. The residue was triturated in diethyl ether to give the compound **AK** as a white solid in quantitative yield. ¹H NMR (CDCl₃, 400 MHz) δ 2.59 (d, J = 0.81 Hz, 3H), 4.10 (s, 3H), 7.19 (d, J = 9.25 Hz, 1H), 7.22 (d, J = 0.81 Hz, 1H), 7.25 (s, 1H), 8.36 (d, J = 9.25 Hz, 1H), 10.51 (br s, 1H); MS (ESI, EI⁺): m/z = 306.93 (MH⁺).

[00557] *Step D:* Synthesis of (Z)-(4R,6S,15S,17S)-17[8-chloro-7-methoxy-2-(4-

methylthiazol-2-yl)quinolin-4-yloxy]-13-*N*-methyl-2,14-dioxo-1,3,13-triazatricyclo[13.3.0.0]octadec-7-ene-4-carboxylic acid ethyl ester **AL**. Compound **AL**, a mixture of diastereoisomers, was synthesized from compound **AK** (365 mg, 1 eq.) and compound **53** (450 mg, 1 eq.) in 40% yield, following the procedure as described for compound **54c**.

MS (ESI, EI⁺): m/z = 668.08 (MH⁺).

[00558] *Step E*: Synthesis of (Z)-(4*R*,6*S*,15*S*,17*S*)-17[8-chloro-7-methoxy-2-(4-methylthiazol-2-yl)quinolin-4-yloxy]-13-*N*-methyl-2,14-dioxo-1,3,13-triazatricyclo[13.3.0.0]octadec-7-ene-4-carboxylic acid **AM**. Compound **AM** was synthesized from compound **AL** (320 mg, 1 eq.) in 11% yield, following the procedure as described for compound **55c**.

¹H NMR (CDCl₃, 400 MHz) δ 1.20-1.55 (m, 6H), 1.75-1.79 (m, 1H), 1.84-1.91 (m, 1H), 2.17-2.28 (m, 2H), 2.53 (s, 3H), 2.56-2.63 (m, 1H), 2.76-2.84 (m, 1H), 2.97-3.05 (m, 1H), 3.02 (s, 3H), 3.76-3.80 (m, 1H), 4.06 (s, 3H), 4.08-4.11 (m, 1H), 4.54-4.62 (m, 1H), 4.91-4.98 (m, 2H), 5.41-5.47 (m, 1H), 5.56-5.62 (m, 1H), 7.08 (s, 1H), 7.25 (d, J = 9.25 Hz, 1H), 7.55 (s, 1H), 8.05 (d, J = 9.25 Hz, 1H); MS (ESI, EI⁺): m/z = 640.06 (MH⁺).

[00559] *Step F*: Synthesis of (Z)-(4*R*,6*S*,15*S*,17*S*)-[17-[8-chloro-7-methoxy-2-(4-methylthiazol-4-yl)quinolin-4-yloxy]-13-*N*-methyl-2,14-dioxo-1,3,13-triazatricyclo[13.3.0.0]octadec-7-en-4-yl]carbonyl-(cyclopropyl)sulfonamide **AN**. Compound **AN** (white solid) was synthesized from compound **AM** (34 mg, 1 eq.) and cyclopropylsulfonamide (26 mg, 4 eq.) in 9% yield, following the procedure as described for compound **G2**.

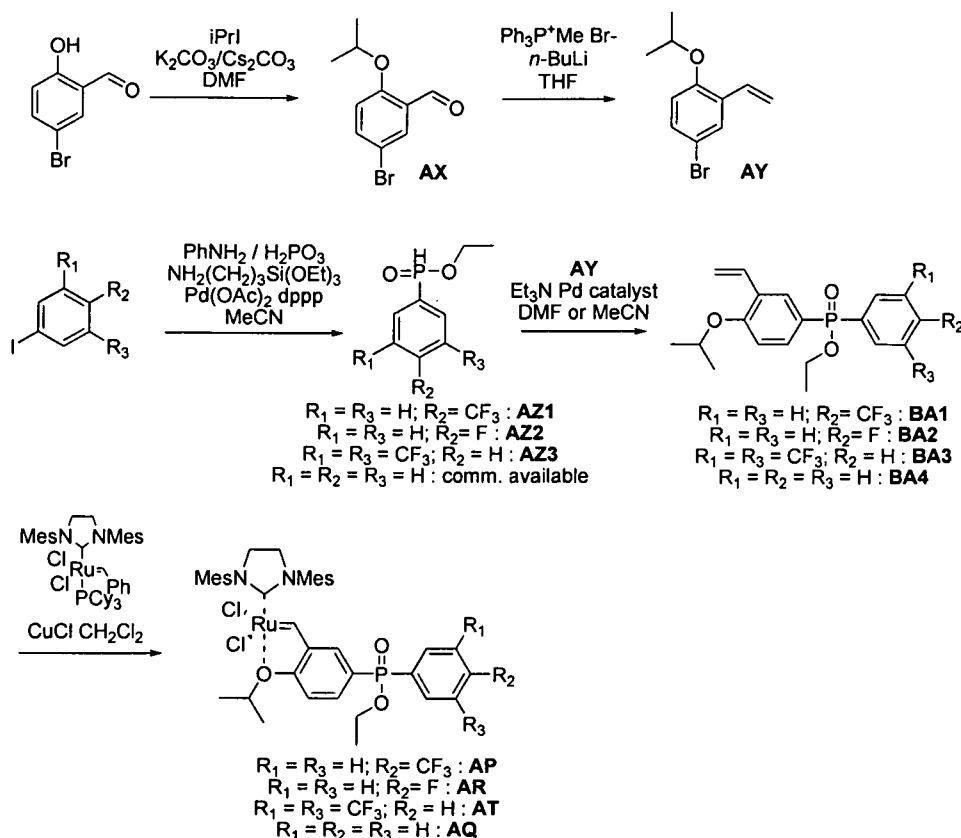
¹H NMR (CDCl₃, 400 MHz) δ 0.85-0.96 (m, 1H), 1.07-1.17 (m, 2H), 1.2-1.79 (m, 6H), 1.87-1.95 (m, 2H), 2.17-2.24 (m, 1H), 2.36-2.44 (m, 1H), 2.53-2.57 (m, 3H), 2.57-2.62 (m, 1H), 2.81-3 (m, 3H), 3.02-3.05 (m, 3H), 3.75-3.80 (m, 1H), 4.05-4.12 (m, 4H), 4.56-4.64 (m, 1H), 4.87-4.94 (m, 2H), 5.27 (br s, 1H), 5.43-5.50 (m, 1H), 5.59-5.67 (m, 1H), 7.08-7.09 (m, 1H), 7.24-7.28 (m, 1H), 7.61 (s, 1H), 8.03-8.06 (m, 1H), 11.24 (br s, 1H); MS (ESI, EI⁺): m/z = 743.12 (MH⁺).

Example 29

Synthesis of DArPhin Catalysts

[00560] The DArPhin catalysts, such as **AP**, **AQ**, **AR**, and **AT**, were prepared following methods described herein as shown in Scheme 36.

Scheme 36



[00561] *Step A:* Synthesis of 5-bromo-2-isopropoxybenzaldehyde **AX**. To a suspension of potassium carbonate (34.4 g, 249 mmol) and cesium carbonate (16.2 g, 50 mmol) in dimethylformamide were added 5-bromosalicaldehyde (25.0 g, 124 mmol) and 2-iodopropane (25.0 mL, 249 mmol). The suspension was stirred at room temperature overnight, then at 70 °C for 4 hrs. The volatiles were removed, and the residue was partitioned between methyl *t*-butylether and water. The aqueous layer was extracted with methyl *t*-butylether and the combined organic phases were washed with water, sodium hydroxide, and brine, and then dried over magnesium sulfate. Concentration to dryness afforded compound **AX** (30.0 g) as a pale yellow oil in 99% yield.

¹H NMR (CDCl₃, 400 MHz): δ 1.40 (d, *J* = 6.3 Hz, 6H), 4.65 (sept., *J* = 6.0 Hz, 1H), 6.89 (d, *J* = 9.0 Hz, 1H), 7.59 (dd, *J* = 9.0 and 2.7 Hz, 1H), 7.91 (d, *J* = 2.7 Hz, 1H), 10.39 (s, 1H).

[00562] *Step B:* Synthesis of 4-bromo-1-isopropoxy-2-vinylbenzene **AY**. To a suspension of methyltriphenylphosphonium bromide (41.1 g, 115 mmol) in THF (1.2 L) cooled to -70 °C, was added *n*-butyllithium (123 mmol, 2.5 M in hexanes). The mixture was stirred for a further 10 min, and then allowed to warm up to 0 °C and stir at this temperature

for 10 min. The reaction mixture is then cooled again at -50 °C, and 5-bromo-2-isopropoxybenzaldehyde (20.0 g, 82.2 mmol) in solution in THF (5 mL) was added. The mixture was stirred for 10 min, then allowed to warm up to room temperature. An ammonium chloride solution was added and the reaction mixture was diluted with a mixture methyl *t*-butylether/hexane, filtered through celite, and then dried over magnesium sulfate. The solvent was removed *in vacuo* to afford compound **AY** (18.9g) as a pale yellow oil in 95% yield.

¹H NMR (CDCl₃, 400 MHz): δ 1.34 (d, J = 6.0 Hz, 6H), 4.50 (sept., J = 6.0 Hz, 1H), 5.27 (dd, J = 11.0 and 1.1 Hz, 1H), 5.71 (dd, J = 17.9 and 1.2 Hz, 1H), 6.75 (d, J = 8.7 Hz, 1H), 6.97 (dd, J = 17.7 and 11.2 Hz, 1H), 7.28 (dd, J = 8.7 and 2.5 Hz, 1H), 7.57 (d, J = 2.5 Hz, 1H).

[00563] *Step C:* Synthesis of ethyl 4-(trifluoromethyl)phenylphosphinate **AZ1**. To a degassed solution of 4-iodobenzotrifluoride (4.70 g, 17.2 mmol), anilinium hypophosphite (3.51 g, 22.1 mmol), and 3-aminopropyl triethoxysilane (4.88 g, 22.1 mmol) in anhydrous acetonitrile (110 mL) were added palladium acetate (82.5 mg, 0.367 mmol, 2 mol%) and 1,3-bis(diphenylphosphino)propane (167 mg, 0.404 mol, 2.2 mol%). The mixture was heated under reflux for 32 hrs, then cooled down to room temperature, diluted with ethyl acetate and hydrochloric acid (1M) and partitioned. The aqueous layer was further extracted with ethyl acetate, and the combined extracts were washed with aqueous sodium hydrogen carbonate and brine and dried over magnesium sulfate. The solvent was removed *in vacuo* and the residue was purified by column chromatography using 25 to 100% ethyl acetate in petroleum ether. Further purification by distillation afforded compound **AZ1** (1.14 g) in 28% yield.

¹H NMR (CDCl₃, 400 MHz): δ 1.35-1.43 (m, 3H), 4.12-4.27 (m, 2H), 7.63 (d, J = 570.8 Hz, 1H), 7.75-7.80 (m, 2H), 7.90-7.94 (m, 2H).

³¹P NMR (CDCl₃, 161.8 MHz): δ 22.6.

[00564] *Step D:* Synthesis of ethyl [4-(trifluoromethyl)phenyl]-{4-(isopropoxy)-3-vinylphenyl}phosphinate **BA1**. To a degassed solution of ethyl 4-(trifluoromethyl)phenylphosphinate (1.00 g, 4.20 mmol) and 4-bromo-1-isopropoxy-2-vinylbenzene (921 mg, 3.81 mmol) in DMF (40 mL) were added the triethylamine (1.1 mL, 7.62 mmol) and tris(dibenzylideneacetone)dipalladium (698 mg, 0.762 mmol). The mixture was warmed at 70 °C overnight. The volatiles were removed *in vacuo* and the residue was purified by column chromatography using 5 to 100% ethyl acetate in petroleum ether to afford compound **BA1** (130 mg) as a dark green oil in 8.6% yield.

^1H NMR (CDCl_3 , 400 MHz): δ 1.37 (d, $J = 6.0$ Hz, 6H), 1.38 (t, $J = 7.1$ Hz, 3H), 4.07-4.17 (m, 2H), 4.63 (sept., $J = 6.1$ Hz, 1H), 5.31 (dd, $J = 11.2$ and 1.1 Hz, 1H), 5.79 (dd, $J = 17.7$ and 1.1 Hz, 1H), 6.92 (dd, $J = 8.6$ and 3.1 Hz, 1H), 6.99 (dd, $J = 17.3$ and 10.8 Hz, 1H), 7.59-7.66 (m, 1H), 7.67-7.72 (m, 2H), 7.87-7.96 (m, 3H).

^{31}P NMR (CDCl_3 , 161.8 MHz): δ 30.7.

[00565] *Step E:* Synthesis of 1,3-bis(2,4,6-trimethylphenyl)-4,5-dihydroimidazol-2-ylidene[2-(*i*-propoxy-5-(4-trifluoromethylphenyl ethylphosphite))phenyl]methylene-ruthenium (II) dichloride **AP**. Grubbs' 2nd generation catalyst (277 mg, 0.326 mmol) and copper (I) chloride were charged in a Schlenk tube and degassed. A degassed solution of ethyl [4-(trifluoromethyl)phenyl]-{4-(isopropoxy)-3-vinylphenyl}phosphinate (130 mg, 0.326 mmol) in anhydrous dichloromethane (17 mL) was transferred via cannula to the solids, and the mixture was heated at 30 °C for 70 min. The solvent was removed in vacuo and the residue was purified by column chromatography using 20 to 66% ethyl acetate in petroleum ether to afford compound **AP** (115 mg) as a green powder in 41% yield.

^1H NMR (CDCl_3 , 400 MHz): δ 1.26 (d, $J = 6.0$ Hz, 6H), 1.39 (t, $J = 7.0$ Hz, 3H), 2.38 (br s) and 2.45 (br s) (18H), 4.07-4.16 (m, 2H), 4.19 (br s, 4H), 4.93 (sept., $J = 6.0$ Hz, 1H), 6.88 (br dd, $J = 8.5$ and 2.0 Hz, 1H), 7.05 (br s, 4H), 7.27-7.47 (m, 3H), 7.86-7.99 (m, 3H), 16.4 (br s, 1H).

^{31}P NMR (CDCl_3 , 161.8 MHz): δ 29.0.

[00566] *Step F:* Synthesis of ethyl phenyl-{4-(isopropoxy)-3-vinylphenyl}phosphinate **BA4**. To a degassed mixture of ethyl phenylphosphinate (1.87 g, 11.0 mmol) and 4-bromo-1-isopropoxy-2-vinylbenzene (2.43 g, 10.0 mmol) in acetonitrile (66 mL) were added the triethylamine (3.1 mL, 22.0 mmol), palladium acetate (112 mg, 0.5 mmol), and 1,1'-bis(diphenylphosphino)ferrocene (277 mg, 0.5 mmol). The mixture was further degassed and heated at 68 °C for 24 hrs. The volatiles were removed in vacuo, and the crude was purified by column chromatography using 50 to 80% ethyl acetate in petroleum ether to afford compound **BA4** (3.74 g) in 87% yield.

^1H NMR (CDCl_3 , 400 MHz): δ 1.36 (d, $J = 5.7$ Hz, 6H), 1.37 (t, $J = 6.9$ Hz, 3H), 4.15-4.05 (m, 2H), 4.62 (sept., $J = 6.0$ Hz, 1H), 5.28 (dd, $J = 11.2$ and 1.4 Hz, 1H), 5.78 (dd, $J = 17.7$ and 1.4 Hz, 1H), 6.91 (dd, $J = 8.45$ and 3.0 Hz, 1H), 6.99 (dd, $J = 17.9$ and 11.4 Hz, 1H), 7.41-7.47 (m, 2H), 7.47-7.55 (m, 1H), 7.63 (ddd, $J = 11.7$, 8.5 and 2.0 Hz, 1H), 7.79 (dd, $J = 12.3$ and 1.4 Hz, 1H), 7.81 (dt, $J = 12.3$ and 1.4 Hz, 1H), 7.90 (dd, $J = 12.4$ and 2.0 Hz, 1H).

^{31}P NMR (CDCl_3 , 161.8 MHz): δ 32.61.

[00567] *Step G:* Synthesis of 1,3-bis(2,4,6-trimethylphenyl)-4,5-dihydroimidazol-2-ylidene[2-(*i*-propoxy-5-(phenyl ethylphosphite))phenyl]methylen ruthenium (II) dichloride **AQ**. Grubbs' second generation catalyst (2.00 g, 2.36 mmol) and copper (I) chloride (233 mg, 2.36 mmol) were charged in a Schlenk tube and degassed. A degassed solution of ethyl phenyl-{4-(isopropoxy)-3-vinylphenyl}phosphinate (778 mg, 2.36 mmol) in anhydrous dichloromethane (120 mL) was transferred via cannula to the solids, and the mixture was heated at 30 °C for 60 min. The solvent was removed in vacuo and the residue was purified by column chromatography using 40 to 100% ethyl acetate in petroleum ether to afford compound **AQ** (775 mg) in 41% yield.

^1H NMR (CDCl_3 , 400 MHz): δ 1.27 (d, J = 6.1 Hz, 6H), 1.37 (t, J = 7.0 Hz, 3H), 2.39 (br s) and 2.47 (br s) (18H), 3.98-4.17 (m, 2H), 4.18 (br s, 4H), 4.93 (sept., J = 6.0 Hz, 1H), 6.87 (d, J = 7.2 Hz, 1H), 7.05 (s, 4H), 7.32 (d, J = 11.9 Hz, 1H), 7.42-7.57 (m, 3H), 7.77 (dd, J = 12.3 and 7.2 Hz, 2H), 7.94-8.08 (m, 1H), 16.43 (s, 1H).

^{31}P NMR (CDCl_3 , 161.8 MHz): δ 30.79.

[00568] *Step H:* Synthesis of ethyl 4-fluorophenylphosphinate **AZ2**. To a degassed mixture of 4-fluoro-1-iodo-benzene (25.0 g, 112.6 mmol), anilinium hypophosphite (21.5 g, 135.1 mmol) and 3-aminopropyl triethoxysilane (24.9 g, 135.1 mmol) in anhydrous acetonitrile (750 mL) were added palladium acetate (560 mg, 2.48 mmol) and 1,3-bis(diphenylphosphino)propane (1.02 g, 2.48 mmol). The mixture was heated under reflux overnight, then cooled down to room temperature, and the volatiles were removed *in vacuo*. The residue was diluted with ethyl acetate and hydrochloric acid (1M) and partitioned. The aqueous layer was further extracted with ethyl acetate and the combined extracts were washed with aqueous sodium hydrogen carbonate and brine. The volatiles were removed in vacuo, then the residue was purified by column chromatography using 50 to 100% ethyl acetate in petroleum ether, affording compound **AZ2** (10.1 g) as a dark orange oil in 48 % yield.

^1H NMR (CDCl_3 , 400 MHz): δ 1.84 (t, J = 7.1 Hz, 3H), 4.08-4.24 (m, 2H), 7.20 (td, J = 8.7 and 2.5 Hz, 2H), 7.58 (d, J = 566.6 Hz, 1H), 7.74-7.85 (m, 2H).

^{31}P NMR (CDCl_3 , 161.8 MHz): δ 23.62 (J = 566.8 Hz).

[00569] *Step I:* Synthesis of ethyl (4-fluorophenyl)-[4-{isopropoxy}-3-vinylphenyl]-phosphinate **BA2**. To a degassed mixture of 4-fluoro-phenylphosphinate (2.07 g, 11.0 mmol)

and 4-bromo-1-isopropoxy-2-vinylbenzene (2.43 g, 10.0 mmol) in acetonitrile (66 mL) were added triethylamine (3.1 mL, 22.0 mmol), palladium acetate (112 mg, 0.5 mmol), and 1,1'-bis(diphenylphosphino)ferrocene (277 mg, 0.5 mmol). The mixture was heated at 68 °C for 24 hrs. The volatiles were removed in vacuo, and the residue was purified by column chromatography using 40 to 80% ethyl acetate in petroleum ether to afford 2.84 g of compound **BA2** in 82% yield.

¹H NMR (CDCl₃, 400 MHz): δ 1.36 (d, *J* = 6.0 Hz, 6H), 1.38 (t, *J* = 7.1 Hz, 3H), 4.02-4.15 (m, 2H), 4.62 (sept., *J* = 6.0 Hz, 1H), 5.29 (dd, *J* = 11.2 and 1.1 Hz, 1H), 5.78 (dd, *J* = 17.7 and 1.4 Hz, 1H), 6.91 (dd, *J* = 8.7 and 3.0 Hz, 1H), 6.99 (dd, *J* = 17.4 and 10.9 Hz, 1H), 7.12 (td, *J* = 8.8 and 2.5 Hz, 2H), 7.61 (ddd, *J* = 11.7, 8.6 and 1.9 Hz, 1H), 7.75-7.84 (m, 2H), 7.88 (dd, *J* = 12.5 and 1.9 Hz, 1H).

³¹P NMR (CDCl₃, 161.8 MHz): δ 30.71.

[00570] *Step J:* Synthesis of 1,3-bis(2,4,6-trimethylphenyl)-4,5-dihydroimidazol-2-ylidene[2-(*i*-propoxy-5-({4-fluoro-phenyl} ethylphosphite))phenyl] methyleneruthenium (II) dichloride **AR**. Grubbs' second generation catalyst (2.00 g, 2.36 mmol) and copper (I) chloride (233 mg, 2.36 mmol) were charged in a Schlenk tube and degassed. A degassed solution of ethyl phenyl-{4-(isopropoxy)-3-vinylphenyl}phosphinate (822 mg, 2.36 mmol) in anhydrous dichloromethane (120 mL) was transferred via cannula to the solids, and the mixture was heated at 30 °C for 60 min. The solvent was removed in vacuo and the residue was purified by column chromatography using 30 to 60% ethyl acetate in petroleum ether to afford compound **AR** (552 mg) in 29% yield.

¹H NMR (CDCl₃, 400 MHz): δ 1.27 (d, *J* = 6.1 Hz, 6H), 1.37 (t, *J* = 7.0 Hz, 3H), 2.39 (br s) and 2.45 (br s) (18H), 3.98-4.15 (m, 2H), 4.19 (br s, 4H), 4.93 (sept., *J* = 6.0 Hz, 1H), 6.87 (d, *J* = 8.2 Hz, 1H), 7.05 (br s, 4H), 7.15 (dt, *J* = 8.6 and 2.2 Hz, 2H), 7.29 (d, *J* = 11.9 Hz, 1H), 7.72-7.81 (m, 2H), 7.91-7.99 (m, 1H), 16.44 (s, 1H).

³¹P NMR (CDCl₃, 161.8 MHz): δ 29.94.

[00571] *Step K:* Synthesis of ethyl 3,5-bis(trifluoromethyl)phenylphosphinate **AZ3**. To a degassed solution of 1-iodo-3,5-bis(trifluoromethyl)benzene (10.0 g, 29.4 mmol), anilinium hypophosphite (5.62 g, 35.3 mmol) and 3-aminopropyl triethoxysilane (7.81 g, 35.3 mmol) in anhydrous acetonitrile (200 mL) were added palladium acetate (132 mg, 0.588 mmol, 2 mol%) and 1,3-bis(diphenylphosphino)propane (267 mg, 0.647 mmol, 2.2 mol%). The mixture was heated under reflux overnight, then cooled down to room temperature,

diluted with ethyl acetate and hydrochloric acid (1M), and partitioned. The aqueous layer was further extracted with ethyl acetate and the combined extracts were washed with aqueous sodium hydrogen carbonate and brine, and dried over sodium sulfate. The volatiles were removed *in vacuo*, and the residue was purified by column chromatography using 30 to 70% ethyl acetate in petroleum ether to afford compound **AZ3** (4.65 g) as a cloudy oil in 52% yield.

¹H NMR (CDCl₃, 400 MHz): δ 1.45 (t, J = 7.1 Hz, 3H), 4.18-4.35 (m, 2H), 7.69 (d, J = 579.6 Hz, 1H), 8.10 (s, 1H), 8.23 (s, 1H), 8.27 (s, 1H).

³¹P NMR (CDCl₃, 161.8 MHz): δ 19.59 (J = 580.6 Hz).

[00572] *Step L*: Synthesis of ethyl [3,5-bis(trifluoromethyl)phenyl]-{4-(isopropoxy)-3-vinylphenyl}phosphinate **BA3**. To a degassed solution of ethyl 3,5-bis(trifluoromethyl)-phenylphosphinate (3.33 g, 15.24 mmol) and 4-bromo-1-isopropoxy-2-vinylbenzene (3.33 mg, 13.8 mmol) in DMF (25 mL) were added the triethylamine (3.85 mL, 27.6 mmol) and tris(dibenzylideneacetone)dipalladium (2.53 g, 2.76 mmol). The mixture was heated in an oil bath at 70 °C overnight. The volatiles were removed *in vacuo* and the mixture was purified by column chromatography with 20 to 70% ethyl acetate in petroleum ether to afford compound **BA3** (185 mg) as an oil in 2.8% yield.

¹H NMR (CDCl₃, 400 MHz): δ 1.38 (dd, J = 6.1 and 1.4 Hz, 6H) overlapping 1.41 (t, J = 7.1 Hz, 3H), 4.11-4.21 (m, 2H), 4.65 (sept., J = 6.1 Hz, 1H), 5.33 (dd, J = 11.2 Hz and 1.4 Hz, 1H), 5.80 (dd, J = 17.9 and 1.2 Hz, 1H), 6.96 (dd, J = 8.6 and 3.0 Hz, 1H) overlapping 7.00 (dd, J = 18.0 and 11.4 Hz, 1H), 7.63 (ddd, J = 11.9, 11.9 and 2.0 Hz, 1H), 7.90 (dd, J = 12.7 and 2.1 Hz, 1H), 7.99 (s, 1H), 8.22 (s, 1H), 8.25 (s, 1H),

³¹P NMR (CDCl₃, 161.8 MHz): δ 28.59.

[00573] *Step M*: Synthesis of 1,3-bis(2,4,6-trimethylphenyl)-4,5-dihydroimidazol-2-ylidene[2-(*i*-propoxy-5-(3,5-bis(trifluoromethyl)phenyl ethylphosphite))phenyl]methylene-ruthenium (II) dichloride **AT**. Grubbs' second generation catalyst (326 mg, 0.384 mmol), and copper (I) chloride (38 mg, 0.384 mmol) were charged in a Schlenk tube and degassed. A degassed solution of ethyl [3,5-bis(trifluoromethyl)phenyl]-{4-(isopropoxy)-3-vinylphenyl}-phosphinate (179 mg, 0.384 mmol) in anhydrous dichloromethane (20 mL) was transferred via cannula to the solids, and the mixture was heated at 30 °C for 70 min. The solvent was removed *in vacuo* and the residue was purified by column chromatography with 20 to 80% ethyl acetate in petroleum ether to afford compound **AT** (185 mg) as a green

powder in 52% yield.

^1H NMR (CDCl_3 , 400 MHz): δ 1.26 (dd, $J = 6.0$ and 4.0 Hz, 6H), 1.43 (t, $J = 7.0$ Hz, 3H), 2.41 (br s) and 2.44 (br s) (18 H), 4.07-4.25 (m, 2H) overlapping 4.20 (br s, 4H), 4.94 (sept., $J = 6.1$ Hz, 1H), 6.91 (dd, $J = 8.5$ and 2.4 Hz, 1H), 7.06 (br s, 4H), 7.29 (dd, $J = 11.9$ and 1.7 Hz, 1H), 8.02 (br s, 1H), 8.03 (m, 1H), 8.20 (s, 1H), 8.23 (s, 1H), 16.40 (s, 1H).

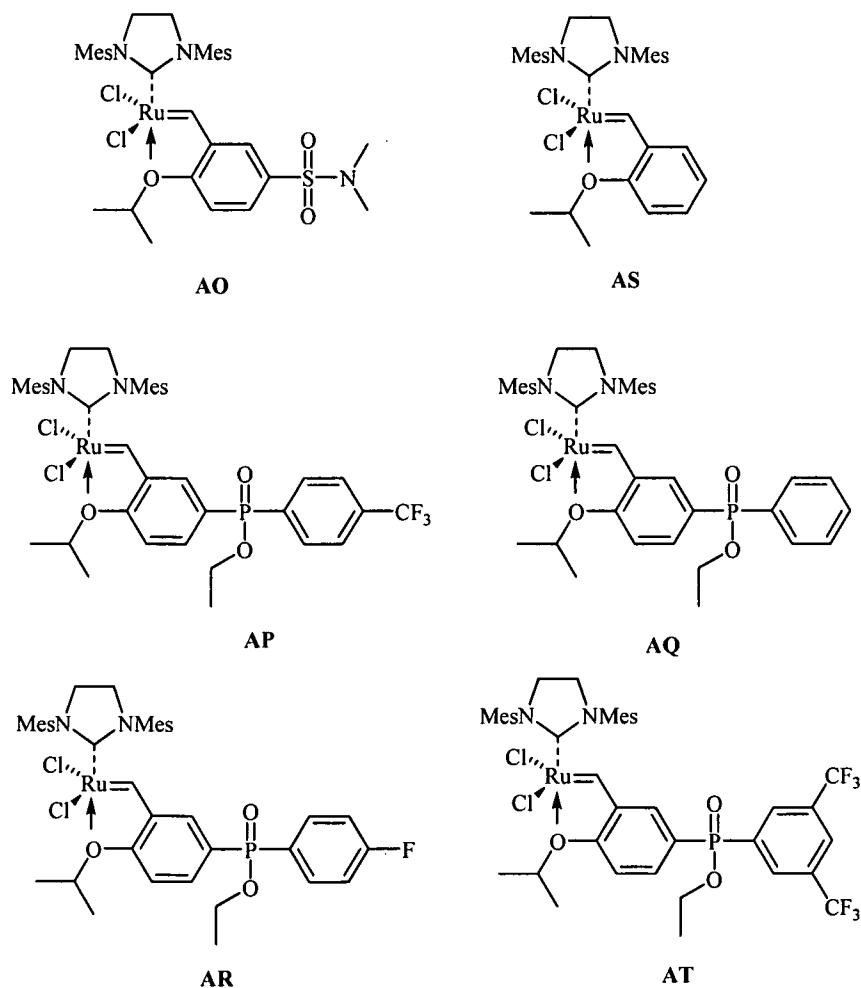
^{31}P NMR (CDCl_3 , 161.8 MHz): δ 26.33.

Example 30

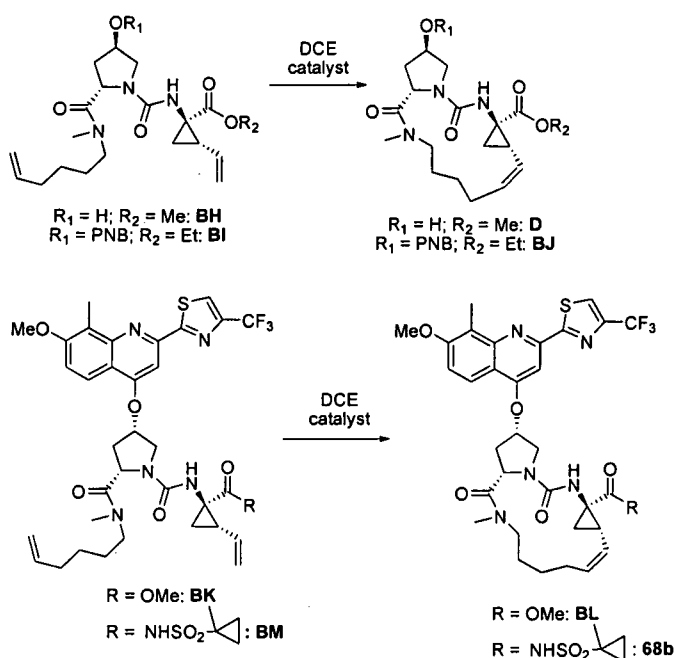
Ring Closure Metathesis

[00574] Catalytic activity **AP**, **AQ**, **AR**, and **AT**, along with **AO** and **AS**, as shown in Scheme 37, were evaluated using olefin substrates as shown in Scheme 38.

Scheme 37



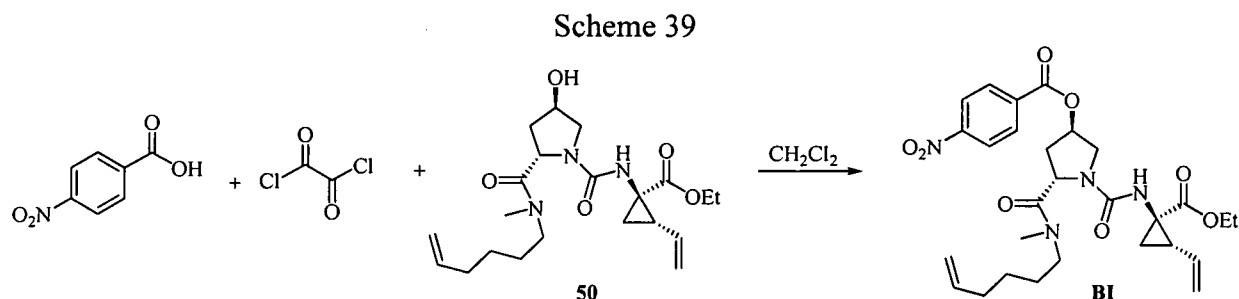
Scheme 38



Synthesis of Substrates

Syntheses of Compounds **BH** and **BI**

[00575] Compound **BI** was synthesized according to Scheme 39.



[00576] Preparation of (3*R*,5*S*)-1-((1*R*,2*S*)-1-(ethoxycarbonyl)-2-vinylcyclopropylcarbamoyl)-5-(hex-5-enyl(methyl)carbamoyl)pyrrolidin-3-yl 4-nitrobenzoate **BI**. To a solution of 4-nitrobenzoic acid (3.1 g, 1.5 eq) in CH_2Cl_2 (61 mL) were added dropwise 3.1 mL oxalyl chloride (3 eq), followed by 60 μ L DMF. The reaction mixture was stirred at room temperature for 2 hrs and concentrated *in vacuo*. A solution of the resulting solid in CH_2Cl_2 (30 mL) was added dropwise to a solution of compound **50** (5.0 g, 1 eq) and triethylamine (3.4 mL, 2 eq) in CH_2Cl_2 (30 mL). The reaction mixture was stirred at room temperature for 2 hrs, and then washed with water and a saturated aqueous solution of sodium carbonate. The aqueous layer was extracted with CH_2Cl_2 . The combined organic phases were dried on sodium sulphate, filtered, and concentrated to dryness. Recrystallisation with

TBME gave compound **BI** as a yellow powder, and the filtrate was submitted to flash chromatography using CH₂Cl₂/MeOH as an eluant, affording a total of 6.42 g of compound **BI** in 93% yield.

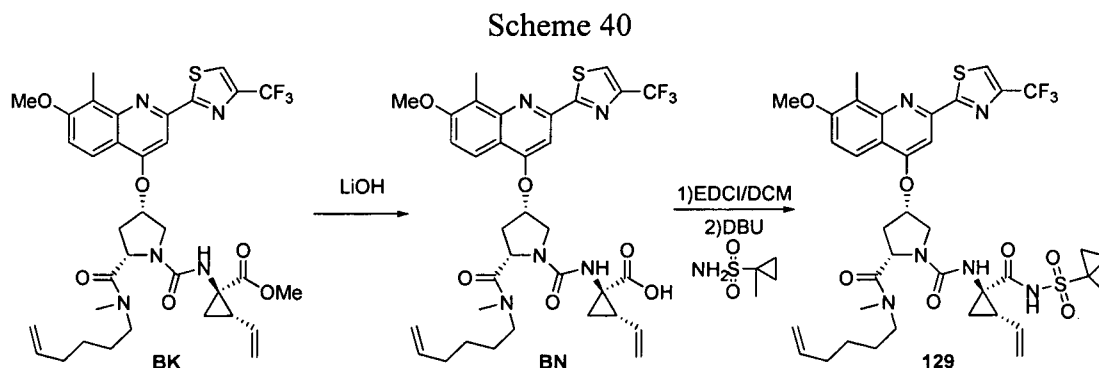
¹H NMR (CDCl₃, 400 MHz) δ 1.23 (m, 3H), 1.36-1.61 (m, 5H), 1.69 (m, 1H), 1.86 (td, J = 5.1 and 7.8 Hz, 1H), 2.05-2.19 (m, 3H), 2.35-2.50 (m, 2H), 2.95 and 3.15 (2s, rotamers, 3H), 3.21 and 3.80 (2m, rotamers, 1H), 3.38 (m, 1H), 3.61 (m, 1H), 4.09 (m, 2H), 4.21 (m, 1H), 4.94-5.00 (m, 1H), 5.05 (br d, J = 10.3 Hz, 2H), 5.10 (dd, J = 1.30 and 10.2 Hz, 1H), 5.27 (d, J = 17.0 Hz, 1H), 5.68-5.84 (m, 3H), 8.20 (d, J = 8.8 Hz, 2H), 8.31 (d, J = 8.8 Hz, 2H).

[00577] Compound **BH** (white powder) was synthesized using the same procedure as compound **50**.

¹H NMR (CDCl₃, 400 MHz) δ 1.34-1.46 (m, 2H), 1.49-1.57 (m, 3H), 1.70 (s, 2H), 1.86 (td, J = 8.0 and 5.4 Hz, 1H), 2.03-2.28 (m, 6H), 2.92 and 3.11 (2s, rotamers, 3H), 3.27-3.44 (m, 2H), 3.69 (s, 3H), 3.79 (m, J = 5.1 and 4.5 Hz, 1H), 4.71 (br s, 1H), 4.90-4.97 (m, 1H), 4.97-5.05 (m, 1H), 5.09 (dd, J = 10.3 and 1.5 Hz, 1H), 5.20 (br s, 1H), 5.27 (dd, J = 17.1 and 1.0 Hz, 1H), 5.67-5.85 (m, 2H).

Syntheses of Compounds **BK** and **BM**

[00578] Compounds **BK** and **BM** were prepared according to Scheme 40.



[00579] *Step A:* Preparation of (1*R*,2*S*)-methyl 1-((2*S*,4*S*)-2-(hex-5-enyl(methyl)carbamoyl)-4-(7-methoxy-8-methyl-2-(4-(trifluoromethyl)thiazol-2-yl)quinolin-4-yloxy)pyrrolidine-1-carboxamido)-2-vinylcyclopropanecarboxylate **BK**. Compound **BK** (yellow solid) was synthesized using the same procedure as compound **116**, starting from compounds **111** and **65b**.

¹H NMR (CDCl₃, 400 MHz) δ 1.18-1.45 (m, 4H), 1.48-1.58 (m, 1H), 1.81-1.90 (m, 2H), 2.05

(m, $J = 7.6$ Hz, 1H), 2.21 (se, $J = 7.3$ Hz, 1H), 2.27-2.36 (m, 1H), 2.67 (s, 3H), 2.88 and 3.00 (2s, rotamers, 3H), 3.06-3.14 and 3.20-3.29 (2m, rotamers, 1H), 3.33-3.42 and 3.49-3.58 (2m, rotamers, 1H), 3.71 (s, 3H), 3.92 (td, $J = 10.1$ and 3.8 Hz, 1H), 3.98 and 3.99 (2s, rotamers, 3H), 4.06-4.13 (m, 1H), 4.83-5.03 (m, 3H), 5.10 (d, $J = 10.5$ Hz, 1H), 5.14 (dd, $J = 10.3$ and 1.2 Hz, 1H), 5.21 (s, 1H), 5.26-5.34 (m, 1H), 5.40-5.46 (m, 1H), 5.58-5.80 (m, 2H), 7.24-7.28 (m, 1H), 7.45 (d, $J = 7.1$ Hz, 1H), 7.86 (s, 1H), 8.05 (t, $J = 8.1$ Hz, 1H); MS (ESI, EI^+) $m/z = 716.2$ (MH^+).

[00580] *Step B:* Preparation of (1*R*,2*S*)-1-((2*S*,4*S*)-2-(hex-5-enyl(methyl)carbamoyl)-4-(7-methoxy-8-methyl-2-(4-(trifluoromethyl)thiazol-2-yl)quinolin-4-yloxy)pyrrolidine-1-carboxamido)-2-vinylcyclopropanecarboxylic acid **BN**. Compound **BN** (yellow solid) was synthesized in quantitative yield from compound **BK** (4.30 g, 1 eq.) and LiOH (290 mg, 2 eq.), following the procedure as described for compound **AC**. MS (ESI, EI^+) $m/z = 702.4$ (MH^+).

[00581] *Step C:* Preparation of (2*S*,4*S*)- N^2 -(hex-5-enyl)-4-(7-methoxy-8-methyl-2-(4-(trifluoromethyl)thiazol-2-yl)quinolin-4-yloxy)- N^2 -methyl- N^1 -((1*R*,2*S*)-1-(1-methylcyclopropylsulfonylcarbamoyl)-2-vinylcyclopropyl)pyrrolidine-1,2-dicarboxamide **129**. Compound **129** (white solid) was synthesized from compound **BN** (4.22 g, 1 eq.) and methylcyclopropylsulfonamide (3.25 g, 4 eq.) in 31% yield, following the procedure as described for compound **G2**.

^1H NMR (CDCl_3 , 400 MHz) δ 0.74-0.86 (m, 2H), 1.11-1.21 (m, 2H), 1.30-1.40 (m, 3H), 1.50 (s, 3H), 1.60-1.68 (m, 3H), 1.78 (q, $J = 6.0$ Hz, 1H), 1.88-1.94 (m, 1H), 2.00-2.08 (m, 1H), 2.22 (q, $J = 8.7$ Hz, 1H), 2.33 (dd, $J = 14.0$ and 2.1 Hz, 1H), 2.67 (s, 3H), 2.78-2.82 (m, 1H), 2.87 and 2.97 (2s, rotamers, 3H), 3.15-3.36 (m, 1H), 3.58-3.68 (m, 1H), 3.90-4.01 (m, 5H), 4.82-4.91 (m, 1H), 4.92-5.01 (m, 2H), 5.11 (d, $J = 10.2$ Hz, 1H), 5.25-5.35 (m, 2H), 5.46-5.51 (m, 1H), 5.54-5.76 (m, 2H), 7.25-7.30 (m, 1H), 7.46 (d, $J = 7.0$ Hz, 1H), 7.87 (s, 1H), 8.02 (t, $J = 10.1$ Hz, 1H); MS (ESI, EI^+) $m/z = 819.2$ (MH^+).

Ring Closure Metathesis

[00582] All reactions were performed in 1,2-dichloroethane at 0.005 M with N_2 bubbling through the reaction mixture. For the substrates depicted in Scheme 38, the typical scale of the reaction was 200-250 mg. The catalyst was added in solution in 0.5 mL of DCE, in the pre-heated reaction mixture. The conversion of the starting material was followed via

TLC and/or HPLC. Products are isolated after flash chromatography (note: compound **BJ** was stirred with charcoal and filtered on celite prior to purification).

[00583] The experimental results of catalytic activity for the different catalysts are listed in Tables 1 to 4, respectively.

[00584] Synthesis of (1a*R*,6*R*,7a*S*,15a*S*,*Z*)-methyl 6-hydroxy-9-methyl-3,8-dioxo-1a,2,3,5,6,7,7a,8,9,10,11,12,13,15a-tetradecahydro-1*H*-cyclopropa[m]pyrrolo[1,2-*c*][1,3,6]triazacyclotetradecine-1a-carboxylate **D**.

TABLE 1. Compound D

Entry	Catalyst	Temperature	Catalyst loading	Isolated yield	Time (hr)
1	AO	80° C	2% + 1%(1.5 hr)	51%	2.5
2	AP	80° C	2% + 2%(1.5 hr)	44%	3.0
3	AQ	80° C	2% + 1%(1.5 hr)	56%	2.5
4	AR	80° C	2% + 1%(1.5 hr)	47%	2.5
5	AS	80° C	2% + 1%(1.5 hr)	50%	2.5
6	AT	80° C	2% + 2%(1.5 hr)	53%	3.0

[00585] Synthesis of (1a*R*,6*R*,7a*S*,15a*S*,*Z*)-methyl 9-methyl-6-(4-nitrobenzoyloxy)-3,8-dioxo-1a,2,3,5,6,7,7a,8,9,10,11,12,13,15a-tetradecahydro-1*H*-cyclopropa[m]pyrrolo[1,2-*c*][1,3,6]triazacyclotetradecine-1a-carboxylate **BJ**.

¹H NMR (CDCl₃, 400 MHz): δ 1.24 (t, *J* = 7.1 Hz, 3H), 1.27-1.35 (m, 1H), 1.37-1.47 (m, 1H), 1.49-1.62 (m, 1H), 1.66-1.79 (m, 3H), 1.87 (br t, *J* = 13.2 Hz, 1H), 2.26-2.47 (m, 2H), 2.60 (br d, *J* = 13.5 Hz, 1H), 3.05 (s, 3H), 3.51 (d, *J* = 9.3 Hz, 1H), 3.94 (dd, *J* = 9.8 and 5.3 Hz, 1H), 4.06-4.16 (m, 1H), 4.18-4.27 (m, 1H), 4.57 (td, *J* = 13.2 and 3.0 Hz, 1H), 5.00 (s, 3H), 5.00-5.05 (m, 1H), 5.48 (t, *J* = 10.3 Hz, 1H), 5.60-5.68 (m, 1H), 5.72 (br s, 1H), 8.20 (d, *J* = 8.8 Hz, 2H), 8.31 (d, *J* = 8.8 Hz, 2H).

TABLE 2. Compound BJ

Entry	Catalyst	Temperature	Catalyst loading	Isolated yield	Time (hr)
1	AO	80° C	2% + 2%(20 min)	65%	0.67
2	AP	80° C	2% + 2%(20 min) + 1% (40 min)	78%	1.0
3	AT	80° C	2% + 2%(20 min)	75%	0.67

[00586] Synthesis of (1a*R*,6*S*,7a*S*,15a*S*,*Z*)-methyl 6-(7-methoxy-8-methyl-2-(4-

(trifluoromethyl)thiazol-2-yl)quinolin-4-yloxy)-9-methyl-3,8-dioxo-1a,2,3,5,6,7,7a,8,9,10,11,12,13,15a-tetradecahydro-1H-cyclopropa[m]pyrrolo[1,2-c][1,3,6]triazacyclotetradecine-1a-carboxylate **BL**.

¹H NMR (CDCl₃, 400 MHz): δ 1.29-1.44 (m, 2H), 1.50-1.62 (m, 2H), 1.66 (s, 1H), 1.68-1.78 (m, 2H), 1.88 (td, J = 13.5 and 2.5 Hz, 1H), 2.15-2.23 (m, 1H), 2.40 (dd, J = 9.9 and 9.5 Hz, 1H), 2.58 (td, J = 13.7 and 3.5 Hz, 1H), 2.68 (s, 3H), 2.97 (td, J = 13.3 and 8.4 Hz, 1H), 3.04 (s, 3H), 3.74 (s, 3H), 3.74-3.80 (m, 1H), 3.99 (s, 3H), 4.07 (t, J = 7.5 Hz, 1H), 4.62 (td, J = 13.4 and 2.9 Hz, 1H), 4.95 (br t, J = 6.7 Hz, 1H), 5.07 (s, 1H), 5.41-5.53 (m, 2H), 5.65 (s, J = 5.4 Hz, 1H), 7.25 (d, J = 9.1 Hz, 1H), 7.51 (s, 1H), 7.87 (s, 1H), 8.02 (d, J = 9.1 Hz, 1H). MS (ESI, EI⁺): m/z = 687.98 (MH⁺).

TABLE 3. Compound BL

Entry	Catalyst	Temperature	Catalyst loading	Isolated yield	Time (hr)
1	AO	80° C	2% + 2%(1 hr) + 2%(2 hr)	51%	3.5
2	AP	80° C	2% + 2%(1 hr) + 2%(2 hr)	49%	3.5
3	AQ	80° C	2% + 2%(1 hr) + 2%(2 hr)	49%	3.5
4	AR	80° C	2% + 2%(1 hr) + 2%(2 hr)	48%	3.5
5	AS	80° C	2% + 2%(1 hr) + 2%(2 hr)	49%	3.5
6	AT	80° C	2% + 2%(1 hr) + 2%(2 hr)	49%	3.5

[00587] Synthesis of (*Z*)-(4*R*,6*S*,15*S*,17*S*)-[17-[7-methoxy-8-methyl-2-(4-trifluoromethylthiazol-2-yl)quinolin-4-yloxy]-13-*N*-methyl-2,14-dioxo-1,3,13-triazatricyclo[13.3.0.0]octadec-7-en-4-yl] carbonyl(1-methylcyclopropyl)sulfonamide **68b**.

TABLE 4. Compound 68b

Entry	Catalyst	Temperature	Catalyst loading	Isolated yield	Time (hr)
1	AO	60° C	2% + 2%(45m) + 2%(2h)	79%	4.0
2	AP	60° C	2 %+ 2%(45m) + 2%(2h) + 2%(3h)	45%	24.0
3	AQ	60° C	2 %+ 2%(45m) + 2%(2h) + 2%(3h)	63%	24.0
4	AR	60° C	2 %+ 2%(45m) + 2%(2h) + 2%(3h)	30%	24.0
5	AS	60° C	2 %+ 2%(45m) + 2%(2h) + 2%(3h)	60%	24.0
6	AT	60° C	2 %+ 2%(45m) + 2%(2h) + 2%(3h)	53%	24.0

Example 31

HCV Protease Assay

[00588] *General procedure:* Measurement of the inhibitory effect of compounds on HCV protease activity was performed with the SensoLyte™ 620 HCV Protease Assay kit from AnaSpec, Inc. (San Jose, CA) under conditions described by the supplier using 1.2 nM HCV NS3-NS4A protease, which was obtained according to Taremi et al. (*Protein Science*, **1998**, 7, 2143-2149). The compounds were tested at a variety of concentrations in assay buffer containing a final DMSO concentration of 5%. Reactions were allowed to proceed for 60 min at room temperature and fluorescence measurements were recorded with a Tecan Infinity Spectrofluorimeter. The IC₅₀ values were determined from the percent inhibition versus concentration data using a sigmoidal non-linear regression analysis based on four parameters with Tecan Magellan software.

Example 32

HCV Replicon Assay

[00589] *General procedure:* Huh-7 cells containing HCV Con1 subgenomic replicon (GS4.1 cells) were grown in Dulbecco's Modified Eagle Medium (DMEM) supplemented with 10% fetal bovine serum (FBS), 2 mM L-glutamine, 110 mg/L sodium pyruvate, 1X non-essential amino acids, 100 U/mL penicillin- streptomycin, and 0.5 mg/mL G418 (Invitrogen). For dose-response testing, the cells were seeded in 96-well plates at 7.5×10^3 cells/well in a volume of 50 μ L, and incubated at 37 °C/5% CO₂. Three hours after plating, 50 μ L of ten 2-fold serial dilutions of compounds (highest concentration, 75 μ M) were added, and cell cultures were incubated at 37 °C/5% CO₂ in the presence of 0.5% DMSO. Alternatively, compounds were tested at a single concentration of 15 μ M. In all cases, Huh-7 cells lacking the HCV replicon served as negative control. The cells were incubated in the presence of compounds for 72 hr after which they were monitored for expression of the NS4A protein by enzyme-linked immunosorbent assay (ELISA). For this, the plates were then fixed for 1 min with acetone/methanol (1:1, v/v), washed twice with phosphate-buffered saline (PBS), 0.1% Tween 20, blocked for 1 hr at room temperature with TNE buffer containing 10% FBS and then incubated for 2 hr at 37 °C with the anti-NS4A mouse monoclonal antibody A-236 (ViroGen) diluted in the same buffer. After washing three times with PBS, 0.1% Tween 20, the cells were incubated 1 hr at 37 °C with anti-mouse immunoglobulin G- peroxidase conjugate in TNE, 10% FBS. After washing as described above, the reaction was developed

with O-phenylenediamine (Zymed). The reaction was stopped after 30 min with 2 N H₂SO₄, and absorbance was read at 492 nm using Sunrise Tecan spectrophotometer. EC₅₀ values were determined from the % inhibition *versus* concentration data using a sigmoidal non-linear regression analysis based on four parameters with Tecan Magellan software. When screening at a single concentration, the results were expressed as % inhibition at 15 μ M.

[00590] For cytotoxicity evaluation, GS4.1 cells were treated with compounds as described above and cellular viability was monitored using the Cell Titer 96 AQueous One Solution Cell Proliferation Assay (Promega). CC₅₀ values were determined from the % cytotoxicity versus concentration data with Tecan Magellan software as described above.

[00591] The biological results are summarized in Table 5, wherein A represents a value smaller than 1 μ M, and B represents a value between 1 μ M to 10 μ M, C represents a value between 10 μ M to 75 μ M and D represents a value greater than 75 μ M.

TABLE 5

Compound	IC ₅₀ (μ M)	EC ₅₀ (μ M)	CC ₅₀ (μ M)
56a	A	A	D
56b	A	A	D
56c	A	A	D
56d	A	A	D
56e	A	B	D
56f	A	A	D
56g	A	A	D
56h	A	A	D
62b	A	A	D
62d	A	A	D
62f	A	A	D
63b	A	B	D
68b	A	A	D

Compound	IC₅₀ (μM)	EC₅₀ (μM)	CC₅₀ (μM)
68d	A	A	D
69b	A	A	D
69d	A	A	C
76a	B	B	D
76b	A	B	D
83b	A	A	D
91a	A	A	D
91b	A	A	C
91c	A	A	D
91d	A	A	D
91e	A	A	D
91f	A	A	D
91g	A	A	D
96d	A	B	D
101d	A	A	D
110d	A	A	D
G1	A	A	C
G2	A	A	C
G3	A	A	C
G4	A	A	C
O1	A	A	C
O2	A	A	C
O3	A	A	C
O4	A	A	D

Compound	IC ₅₀ (μ M)	EC ₅₀ (μ M)	CC ₅₀ (μ M)
T1	A	A	C
T2	A	A	D
AC1	A	A	C
AC2	A	A	C
AC3	A	A	D
AH	A	A	C
AN	A	A	C

Example 33Antiviral Activity in a Genotype 1b Replicon Assay

[00592] Compounds were tested in a genotype 1b replicon assay as described in Example 32 and the results are summarized in Table 6, wherein A represents a value smaller than 1 μ M, and B represents a value between 1 μ M to 10 μ M, C represents a value between 10 μ M to 75 μ M and D represents a value greater than 75 μ M.

TABLE 6

Cmpd. No.	EC ₅₀	CC ₅₀
56b	A	C
56d	A	> C
62d	A	C
68b	A	C
69b	A	D
91e	A	C

Example 34Antiviral Activity in a HCV Genotype 2a infectious Virus Assay

[00593] Compounds were tested in a HCV genotype 2a infectious virus assay and the results are summarized in Table 7, wherein A represents a value smaller than 1 μ M, and B represents a value between 1 μ M to 10 μ M, C represents a value between 10 μ M to 75 μ M

and D represents a value greater than 75 μ M.

TABLE 7

Cmpd. No.	EC ₅₀
56b	B
56d	A
62d	A
68b	A
69b	A
91e	A

Example 35

Resistance Profile

[00594] Compounds were evaluated against three mutant proteases R155Q, A156S, and D168A, as summarized in Table 8, wherein A represents a value smaller than 1, and B represents a value between 1 to 10, and C represents a value greater than 10. The fold of change in inhibitory activity was determined by measuring the ratio of the inhibitory activity of a compound against a mutant enzyme over the inhibitory activity of the same compound against non-mutant enzyme. The inhibitory activity was determined using the procedure as described in Example 31.

TABLE 8

Cmpd. No.	Fold-Change		
	R155Q	A156S	D168A
56b	A	A	C
56d	A	A	C
62d	A	A	C
91e	A	A	C

Example 36

Generation of Recombinant JFH-1 Virus Stocks

[00595] The recombinant JFH-1 HCV virus used in the HCV *in vitro* infection assay was generated by transfection of HPC cells with JFH-1 RNA produced by *in vitro*

transcription. The JFH-1 DNA template was derived synthetically using sequence information derived from NCBI Accession # AB047639 (Wakita, *et al.*, *Nat. Med.* **2005**, 11:791-796). Source: DNA2.0, Menlo Park, CA.

[00596] The cDNA for the JFH-1 HCV clone was synthesized by DNA2.0 and contains a T7 promoter to drive the transcription of the JFH-1 genomic RNA. This plasmid was amplified using the Hi-Speed Plasmid Midi kit (Qiagen) according to the manufacturer's instructions.

[00597] Thirty micrograms of purified DNA was digested overnight at 37 °C with 300 U XbaI. The digested DNA served as a template for the *in vitro* transcription of the JFH-1 genomic RNA using the MEGAScript T7 kit (Ambion) as instructed by the manufacturer. The JFH-1 RNA product was resuspended to 1 µg/µL in RNA storage solution (Ambion). The quality of the JFH-1 RNA was verified by agarose gel electrophoresis (1.2% E-gel) prior to electroporation.

[00598] Complete growth media for Huh-7 and HPC cells (Huh-7 media) was prepared as follows: DMEM (containing glucose, L-glutamine and sodium pyruvate), 10% FBS, 100 IU/mL penicillin, 100 µg/mL streptomycin, 2 mM GlutaMAX, 1% MEM non-essential amino acids. Subconfluent HPC cells were treated with trypsin-EDTA, collected with Huh-7 media, and centrifuged at 1,500 rpm for 5 min at 4 °C in an Allegra 6R centrifuge (Beckman Coulter) in a 50 mL conical tube. The cells were then rinsed twice by resuspending the cells in 50 mL of PBS and centrifuging at 1,500 rpm for 5 min at 4 °C.

[00599] JFH-1 RNA was electroporated into HPC cells using a Thermo Scientific Hybaid OptiBuffer kit (containing buffer A, solution B and compounds C and D). After washing, the HPC cells were resuspended in OptiBuffer buffer A at 1×10^7 cells/mL, and 400 µL (4×10^6 cells) was transferred to a 1.5 mL RNase-free microfuge tube and gently centrifuged at 2,000 rpm in a Microfuge 18 (Beckman Coulter) centrifuge at room temperature for 5 minutes. During this centrifugation step, the electroporation medium was prepared by mixing 2.5 mL of OptiBuffer solution B with 1 vial of OptiBuffer compound C (5.5 mg of ATP), 1 vial of OptiBuffer compound D (7.7 mg of glutathione) and 2.5 mL of autoclaved water. After aspirating the supernatant, the cell pellet was resuspended in 400 µL of electroporation medium. JFH-1 RNA (8 µg) was added to the resuspended cells, whereupon they were transferred to a 0.4 cm cuvette and electroporated in a Bio-Rad

GenePulser XCell electroporation module with a single pulse at 960 μ f, 270 V and maximum resistance. A mock transfection, without RNA, was electroporated as a negative control. Growth media (600 μ L) was immediately added to the cuvette. Cells were then transferred into a 15 mL conical tube containing 3.4 mL of Huh-7 media. Approximately 1.2×10^5 cells were seeded into each well of a Corning Costar 6-well plate and incubated at 37 °C with 5% CO₂.

[00600] When confluent, the transfected HPC cells were trypsinized and split 1:5 into new 6-well plates. At day 5 and 14 post transfection, conditioned media was collected from the cultures, cell debris was removed by centrifugation at 2,000 rpm for 10 min in a table-top centrifuge (Beckman Coulter Allegra 6R with GH3.8 rotor) and media was filtered through a 0.2 μ m syringe-top filter. The transfected cells were also fixed for immunohistochemistry and lysed for immunoblotting analysis.

[00601] The recombinant JFH-1 HCV virus was amplified in a manner described by (Zhong, *et al.*, *Proc. Nat. Acad. Sci. USA*. **2005**, 102:9294-9299). HPC cells were split to 10% confluency in 225 cm² flasks and infected with 1 mL of the transfected cell culture media (described above) at 5 hrs post seeding. At 5 days post infection (p.i.), the cultures were split 1:2 into new 225 cm² flasks. One half the initial culture media was carried over into the split cultures to facilitate virus amplification. At 10 day p.i., conditioned media was collected from the 225 cm² flasks, centrifuged at 2,000 rpm for 10 min in a table-top centrifuge and filtered through a MF75 sterilization filter (0.45 μ m) bottle-top unit. Two milliliter aliquots of this virus stock were stored at -80 °C for future use.

Example 37

HCV in vitro Infection Core ELISA Assay

[00602] The HCV in vitro infection core ELISA assay measures the ability of a test compound to inhibit replication of an infectious HCV (strain JFH-1; genotype 2a) in cell culture. Recently, an *in vitro* infection model identified by Wakita *et al.* (*Nat. Med.* **2005**, 11:791-796) was found to replicate in retinoic acid-inducible gene I (RIG-I)-deficient or cluster of differentiation (CD)-81-positive Huh-7 hepatoma cell lines. We have developed this model for determining the efficacy of antiviral compounds against an infectious virus *in vitro* using HCV producing cells (HPC), a proprietary Huh-7-derived cell sublineage capable of propagating the JFH-1 HCV virus. The readout of the assay is quantification of HCV core

protein by ELISA 5 days post infection with JFH-1 virus and treatment with a test compound.

[00603] Ninety-six-well Corning Costar plates were seeded with HPC cells at a density of 3.0×10^3 cells per well in 50 μ L of Huh-7 media. Compound stock solutions were made up freshly in Huh-7 media (DMEM (containing glucose, L-glutamine and sodium pyruvate), 10% FBS, 100 IU/mL penicillin, 100 μ g/mL streptomycin, 2 mM GlutaMAX, 1% MEM non-essential amino acids) as 2X stock. Seven additional 3-fold drug dilutions were prepared from the 2X stocks in Huh-7 media. At least 4 hours after HPC cells were seeded, the media in the 96-well culture plates was aspirated and 50 μ L of each drug dilution and 50 μ L of JFH-1 HCV was added to each well.

[00604] At 16 hrs post treatment and infection, the virus inoculum was removed by aspiration. The cultures were treated at the same final concentrations of drug diluted to 1X in Huh-7 media to a final volume of 200 μ L. Cells were incubated in the presence of drug for 4 additional days at 37°C/5% CO₂.

[00605] Media was removed from the plates by aspiration. Cells were fixed with 250 μ L 1:1 acetone:methanol for 90 seconds, washed once in PBS and then three times with 1X KPL wash solution. The assay plates were then blocked with 150 μ L/well 10% FBS-TNE (50 mM Tris-HCl (pH 7.5; Sigma), 100 mM NaCl, 1 mM EDTA with 10% FBS) for 1 hr at room temperature. Cells were washed three times with 1X KPL wash solution and incubated with 100 μ L/well anti-hepatitis C core mAb (1 mg/mL stock diluted 1:500 in 10% FBS-TNE) for 2 hours at 37 °C. Cells were washed three times with 1X KPL wash solution and incubated with 100 μ L/well HRP-goat anti-mouse antibody (diluted 1:2,500 in 10% FBS-TNE) for 1 hr at 37 °C.

[00606] OPD solution was prepared using 1 OPD tablet + 12 mL citrate/phosphate buffer (16 mM citric acid, 27 mM Na₂HPO₄) plus 5 μ L 30% H₂O₂ per plate. Cells were washed three times with 1X KPL wash solution and developed with 100 μ L/well OPD solution for 30 minutes in the dark at room temperature. The reaction was stopped with 100 μ L/well of 2N H₂SO₄, and absorbance measured at A₄₉₀ nm in a Victor³ V 1420 multilabel counter (Perkin Elmer). The EC₅₀ values for each compound were calculated from dose response curves from the resulting best-fit equations determined by Microsoft Excel and XLfit 4.1 software. The negative control for inhibition of virus replication was untreated HPC cells infected with the JFH-1 HCV virus strain. The negative ELISA control was

untreated, uninfected HPC cells. The positive ELISA control was untreated HPC cells infected the JFH-1 HCV virus strain.

Example 38

MTS Cytotoxicity Assay

[00607] The *cytotoxicity assay* measures the viability of cells after treatment with a test compound for 5 days. The assay readout is the bio-reduction of the yellow MTS tetrazolium compound to a purple formazan product. This conversion is mediated by NADPH or NADH and is directly proportional to the number of live cells in a culture.

[00608] Ninety-six-well Corning Costar plates were seeded with HPC cells at a density of 3.0×10^3 cells per well in 50 μL of Huh-7 media. Compound stock solutions were made up freshly in Huh-7 media as 2X stocks. Seven additional 3-fold drug dilutions were prepared from the 2X stocks in Huh-7 media for a total of 8 dilutions.

[00609] At least 4 hours after HPC cells were seeded, 50 μL of each drug dilution was added to the cultures. At 16 hrs post treatment, the existing media was removed by aspiration. Cultures were treated at the same final concentrations of drug diluted to 1X in Huh-7 medium to a final volume of 100 μL . Cells were incubated for 4 additional days at 37°C/5% CO₂ in the presence of drug.

[00610] After 5 days of treatment, the CellTiter 96[®] Aqueous One Solution cell proliferation assay was performed by adding 20 μL of MTS solution to each well. The plates were then incubated at 37°C/5% CO₂ for 3 hours. Plates were read at A₄₉₀ nm in a Victor³ V 1420 multilabel counter (Perkin Elmer) and CC₅₀ concentrations were determined using Microsoft Excel and XLfit 4.1 software. The positive control for cell death: culture wells containing only Huh-7 medium. The negative control for cell death: culture wells containing untreated, uninfected HPC cells.

Example 39

HCV in vitro Infection Western Blotting Assay

[00611] This assay measures the ability of a test compound to inhibit replication of the JFH-1 HCV strain in cell culture. The readout of the assay is the quantification of HCV NS3 or core protein by western blotting 5 days post infection with JFH-1 virus and drug treatment.

Negative controls: untreated, uninfected HPC cells. Positive controls: untreated HPC cells infected the JFH-1 HCV virus strain.

[00612] Twenty-four-well Corning Costar plates were seeded with HPC cells at a density of 1.5×10^4 cells per well in 0.8 mL of Huh-7 media (DMEM (containing glucose, L-glutamine and sodium pyruvate), 10% FBS, 100 IU/mL penicillin, 100 μ g/mL streptomycin, 2 mM GlutaMAX, 1% MEM non-essential amino acids). Compound stock solutions were made up freshly in Huh-7 media as 10X stocks. Four additional 5-fold drug dilutions were prepared from the 10X stocks in Huh-7 media for a total of 5 dilutions.

[00613] At least 3 hrs after HPC cells were seeded, 100 μ L of each drug dilution and 100 μ L of JFH-1 HCV was added to each well. At 16 hrs post treatment and infection, the virus inoculum was removed by aspiration. The cultures were treated at the same final concentrations of drug diluted to 1X in Huh-7 media to a final volume of 1 mL. Cells were incubated in the presence of drug for 4 additional days at 37°C/5% CO₂.

[00614] Media was removed from the plates by aspiration and the cells washed with 1 mL of PBS. After removing the PBS, 100 μ L/well of SDS sample buffer (50 mM Tris-HCl, pH7.5, 2% ultrapure SDS, 10% glycerol, 0.01% bromophenol blue, 0.1 M DTT) was added. The samples were collected into RNase-free microfuge tubes, incubated at 95 °C for 5-10 minutes and centrifuged at maximum speed for 2 min in an Eppendorf 5415D centrifuge.

[00615] To prepare the Western Blot, fifteen microliters of each sample was loaded into each lane of a 4-20% Tris-glycine polyacrylamide gel in an XCell II Blot Module (Invitrogen); 6 μ L of the SeeBluePlus2 prestained protein standard was also loaded into one lane. Each gel was run at 125 V for 1.5 hrs in Novex SDS (1X Tris/glycine/SDS) running buffer (Invitrogen). Each gel was transferred onto an iBlot nitrocellulose membrane using the iBlot apparatus (Invitrogen) according to the manufacturer's protocol. The membrane was rinsed in PBST (Sigma) and then blocked with 6 mL of blocking buffer (5% (w/v) nonfat milk in PBST solution) at room temperature for 1 hour with rocking. Each blot was incubated in 6 mL of blocking buffer containing HCV NS3 murine mAb (1:500; ViroGen Corp.) and anti-GAPDH murine IgG Ab (1:1,000,000; Calbiotech) or anti-core mAb (1:500; Affinity BioReagents) overnight at 4°C with rocking. After 3 ten minute washes in PBST at room temperature with rocking each blot was incubated with 6 mL of blocking buffer (5% (w/v) nonfat milk in PBST solution) containing HRP conjugated donkey anti-mouse Ab

(1:5,000) for 1 hour at room temperature with rocking. Each blot was washed as described above and then exposed to 5 mL of substrate from the SuperSignal West Dura substrate kit (Pierce) according to the manufacturer's protocol. The blots were then exposed using the Florochem 5,500 imager (Alpha Innotech).

[00616] Virus replication was quantified by determining the band densities of NS3 and core proteins using ImageQuant 5.2 software. Background (the density determined within the NS3 or core region with mock-transfected cells) was subtracted from NS3, core, and GAPDH band densities. Each corrected NS3 or core value was then normalized to the corresponding corrected GAPDH value for the same sample. The EC₅₀ value, which is the concentration of a test compound that reduced NS3 or core protein production by 50%, was determined for each compound using Microsoft Excel and XLfit 4.1 software. Each EC₅₀ value determination was performed in duplicate.

* * * * *

[00617] The examples set forth above are provided to give those of ordinary skill in the art with a complete disclosure and description of how to make and use the claimed embodiments, and are not intended to limit the scope of what is disclosed herein. Modifications that are obvious to persons of skill in the art are intended to be within the scope of the following claims. All publications, patents, and patent applications cited in this specification are incorporated herein by reference as if each such publication, patent or patent application were specifically and individually indicated to be incorporated herein by reference.

aryl, heteroaryl, or heterocyclyl;

L is a bond, C₁₋₆ alkylene, C₃₋₇ cycloalkylene, C₂₋₆ alkenylene, C₂₋₆ alkynylene, X, or $-(CR^{6a}R^{6b})_pX-$; wherein p is an integer of 1, 2, or 3; R^{6a} and R^{6b} are each independently hydrogen, halo, cyano, hydroxyl, or alkoxy; and X is $-O-$, $-C(O)-$, $-C(O)O-$, $-OC(O)O-$, $-C(O)NR^{14}-$, $-NR^{14}-$, $-NR^{14}C(O)NR^{15}-$, $-C(=NR^{14})NR^{15}-$, $-NR^{14}C(=NR^{15})NR^{16}-$, $-S(O)_k-$, $-S(O)_kNR^{14}-$, $-NR^{14}S(O)_kNR^{15}-$, $-P(O)(OR^{14})-$, or $-OP(O)(OR^{14})-$, where each R¹⁴, R¹⁵, and R¹⁶ is independently hydrogen, C₁₋₆ alkyl, C₂₋₆ alkenyl, C₂₋₆ alkynyl, C₃₋₇ cycloalkyl, C₆₋₁₄ aryl, heteroaryl, or heterocyclyl; and each k is independently an integer of 1 or 2;

Q¹ is $-O-$, $-N(R^{17})-$, $-C(R^{18}R^{19})-$, or $-CR^{17}(NR^{18}R^{19})-$; wherein:

each R¹⁷ and R¹⁸ is independently hydrogen, C₁₋₆ alkyl, C₂₋₆ alkenyl, C₂₋₆ alkynyl, C₃₋₇ cycloalkyl, C₆₋₁₄ aryl, heteroaryl, or heterocyclyl; and

each R¹⁹ is independently $-R^{20}$, $-C(O)R^{20}$, $-C(O)OR^{20}$, $-C(O)NR^{21}R^{22}$, $-C(=NR^{20})NR^{21}R^{22}$, or $-S(O)_kR^{20}$; where each R²⁰, R²¹, and R²² is independently hydrogen, C₁₋₆ alkyl, C₂₋₆ alkenyl, C₂₋₆ alkynyl, C₃₋₇ cycloalkyl, C₆₋₁₄ aryl, heteroaryl, or heterocyclyl; or R²¹ and R²² together with the N atom to which they are attached form heterocyclyl; or

R¹⁸ and R¹⁹ together with the C or N atom to which they are attached form C₃₋₇ cycloalkyl or heterocyclyl;

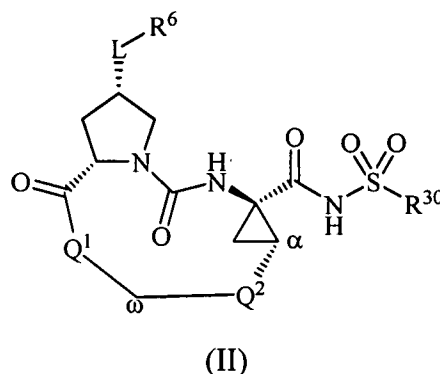
Q² is C₃₋₉ alkylene, C₃₋₉ alkenylene, or C₃₋₉ alkynylene, each optionally containing one to three heteroatoms in the chain, independently selected from O, N, and S; and

each k is independently an integer of 1 or 2;

wherein each alkyl, alkylene, alkenyl, alkenylene, alkynyl, alkynylene, aryl, cycloalkyl, cycloalkylene, heterocyclyl, and heteroaryl is optionally substituted with one or more groups, each independently selected from cyano, halo, or nitro; C₁₋₆ alkyl, C₂₋₆ alkenyl, C₂₋₆ alkynyl, C₃₋₇ cycloalkyl, C₆₋₁₄ aryl, heteroaryl, or heterocyclyl, each optionally substituted with one or more substituents Q; or $-C(O)R^a$, $-C(O)OR^a$, $-C(O)NR^bR^c$, $-C(NR^a)NR^bR^c$, $-OR^a$, $-OC(O)R^a$, $-OC(O)OR^a$, $-OC(O)NR^bR^c$, $-OC(=NR^a)NR^bR^c$, $-OS(O)R^a$, $-OS(O)_2R^a$, $-OS(O)NR^bR^c$, $-OS(O)_2NR^bR^c$, $-NR^bR^c$, $-NR^aC(O)R^b$, $-NR^aC(O)OR^b$, $-NR^aC(O)NR^bR^c$, $-NR^aC(=NR^d)NR^bR^c$, $-NR^aS(O)R^b$, $-NR^aS(O)_2R^b$, $-NR^aS(O)NR^bR^c$, $-NR^aS(O)_2NR^bR^c$, $-SR^a$, $-S(O)R^a$, or $-S(O)_2R^a$; wherein each R^a, R^b, R^c, and R^d is independently hydrogen; C₁₋₆ alkyl, C₂₋₆ alkenyl, C₂₋₆ alkynyl, C₃₋₇ cycloalkyl, C₆₋₁₄ aryl, heteroaryl, or heterocyclyl, each optionally substituted with one or more substituents Q; or R^b and R^c together with the N atom to which they are attached form heterocyclyl, optionally substituted with one or more substituents Q;

wherein each Q is independently selected from the group consisting of cyano, halo, or nitro; C₁₋₆ alkyl, C₂₋₆ alkenyl, C₂₋₆ alkynyl, C₃₋₇ cycloalkyl, C₆₋₁₄ aryl, heteroaryl, or heterocyclyl; or -C(O)R^e, -C(O)OR^e, -C(O)NR^fR^g, -C(NR^e)NR^fR^g, -OR^e, -OC(O)R^e, -OC(O)OR^e, -OC(O)NR^fR^g, -OC(=NR^e)NR^fR^g, -OS(O)R^e, -OS(O)₂R^e, -OS(O)NR^fR^g, -OS(O)₂NR^fR^g, -NR^fR^g, -NR^eC(O)R^f, -NR^eC(O)OR^f, -NR^eC(O)NR^fR^g, -NR^eC(=NR^h)NR^fR^g, -NR^eS(O)R^f, -NR^eS(O)₂R^f, -NR^eS(O)NR^fR^g, -NR^eS(O)₂NR^fR^g, -SR^e, -S(O)R^e, or -S(O)₂R^e; wherein each R^e, R^f, R^g, and R^h is independently hydrogen; C₁₋₆ alkyl, C₂₋₆ alkenyl, C₂₋₆ alkynyl, C₃₋₇ cycloalkyl, C₆₋₁₄ aryl, heteroaryl, or heterocyclyl; or R^f and R^g together with the N atom to which they are attached form heterocyclyl.

2. The compound of claim 1, having the structure of Formula II:



wherein:

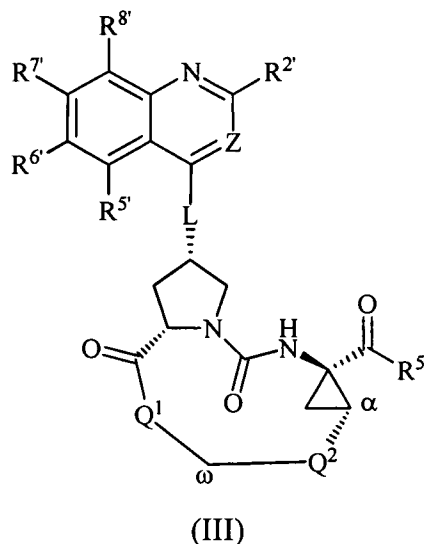
R³⁰ is hydrogen; C₁₋₆ alkyl, C₂₋₆ alkenyl, C₂₋₆ alkynyl, C₃₋₇ cycloalkyl, C₆₋₁₄ aryl, heteroaryl, heterocyclyl, or C₁₋₆ alkyl-C₃₋₇ cycloalkylene, each optionally substituted with one or more substituents Q; or -CH₂NR^{30a}R^{30b}, -CHR^{30c}NR^{30a}R^{30b}, -CHR^{30c}CHR^{30d}NR^{30a}R^{30b}, or -CH₂CR^{30c}R^{30d}NR^{30a}R^{30b}, wherein:

each R^{30a}, R^{30c}, and R^{30d} is independently hydrogen; C₁₋₆ alkyl, C₂₋₆ alkenyl, C₂₋₆ alkynyl, C₃₋₇ cycloalkyl, C₆₋₁₄ aryl, heteroaryl, heterocyclyl, or C₆₋₁₄ aryl-C₁₋₆ alkylene, each optionally substituted with one or more substituents Q; and

each R^{30b} is independently hydrogen; C₁₋₆ alkyl, C₂₋₆ alkenyl, C₂₋₆ alkynyl, C₃₋₇ cycloalkyl, C₆₋₁₄ aryl, heteroaryl, heterocyclyl, each optionally substituted with one or more substituents Q; or -S(O)_kR¹¹, -S(O)_kNR¹¹R¹², -C(O)R¹¹, -C(O)OR¹¹, -C(O)NR¹¹R¹², or -C(=NR¹³)NR¹¹R¹²; wherein R¹¹, R¹², and R¹³ are each independently hydrogen; C₁₋₆ alkyl, C₂₋₆ alkenyl, C₂₋₆ alkynyl, C₃₋₇ cycloalkyl, C₆₋₁₄ aryl, heteroaryl, or heterocyclyl, each optionally substituted with one or more substituents Q; or R¹¹ and R¹² together with the N atom to which they are attached form heterocyclyl, optionally substituted with one or more substituents Q; or

R^{30a} and R^{30b} together with the N atom to which they are attached form heterocyclyl or heteroaryl, each optionally substituted with one or more substituents Q.

3. The compound of claim 1, having the structure of Formula III:



wherein:

Z is $CR^{3'}$ or N; and

$R^{2'}$, $R^{3'}$, $R^{5'}$, $R^{6'}$, $R^{7'}$, and $R^{8'}$ are each independently:

hydrogen, halo, cyano, trifluoromethyl, or nitro;

C_{1-6} alkyl, C_{2-6} alkenyl, C_{2-6} alkynyl, C_{3-7} cycloalkyl, C_{6-14} aryl,

heteroaryl, or heterocyclyl, each optionally substituted with one or more substituents Q; or

$-C(O)R^a$, $-C(O)OR^a$, $-C(O)NR^bR^c$, $-C(NR^a)NR^bR^c$, $-OR^a$,

$-OC(O)R^a$, $-OC(O)OR^a$, $-OC(O)NR^bR^c$, $-OC(=NR^a)NR^bR^c$, $-OS(O)R^a$, $-OS(O)_2R^a$,

$-OS(O)NR^bR^c$, $-OS(O)_2NR^bR^c$, $-NR^bR^c$, $-NR^aC(O)R^b$, $-NR^aC(O)OR^b$, $-NR^aC(O)NR^bR^c$,

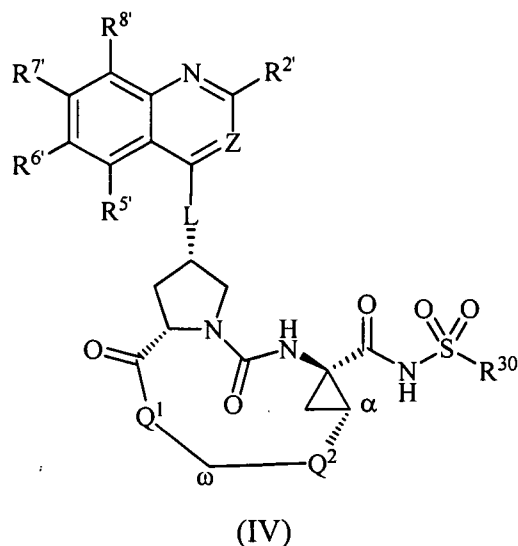
$-NR^aC(=NR^d)NR^bR^c$, $-NR^aS(O)R^b$, $-NR^aS(O)_2R^b$, $-NR^aS(O)NR^bR^c$, $-NR^aS(O)_2NR^bR^c$,

$-SR^a$, $-S(O)R^a$, or $-S(O)_2R^a$; wherein each R^a , R^b , R^c , and R^d is independently hydrogen; or

C_{1-6} alkyl, C_{2-6} alkenyl, C_{2-6} alkynyl, C_{3-7} cycloalkyl, C_{6-14} aryl, heteroaryl, or heterocyclyl,

each optionally substituted with one or more substituents Q; or R^b and R^c together with the N atom to which they are attached form heterocyclyl, optionally substituted with one or more substituents Q.

4. The compound of claim 2, having the structure of Formula IV:



wherein:

Z is CR^{3'} or N; and

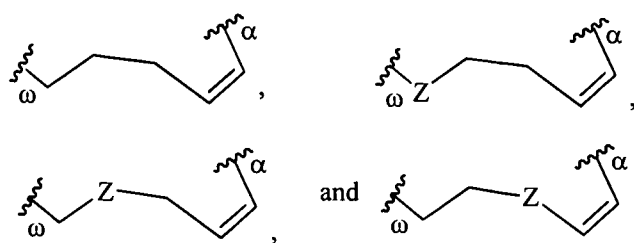
R^{2'}, R^{3'}, R^{5'}, R^{6'}, R^{7'}, and R^{8'} are each independently:

hydrogen, halo, cyano, trifluoromethyl, or nitro;

C₁₋₆ alkyl, C₂₋₆ alkenyl, C₂₋₆ alkynyl, C₃₋₇ cycloalkyl, C₆₋₁₄ aryl, heteroaryl, or heterocyclyl, each optionally substituted with one or more substituents Q; or

–C(O)R^a, –C(O)OR^a, –C(O)NR^bR^c, –C(NR^a)NR^bR^c, –OR^a, –OC(O)R^a, –OC(O)OR^a, –OC(O)NR^bR^c, –OC(=NR^a)NR^bR^c, –OS(O)R^a, –OS(O)₂R^a, –OS(O)NR^bR^c, –OS(O)₂NR^bR^c, –NR^bR^c, –NR^aC(O)R^b, –NR^aC(O)OR^b, –NR^aC(O)NR^bR^c, –NR^aC(=NR^d)NR^bR^c, –NR^aS(O)R^b, –NR^aS(O)₂R^b, –NR^aS(O)NR^bR^c, –NR^aS(O)₂NR^bR^c, –SR^a, –S(O)R^a, or –S(O)₂R^a; wherein each R^a, R^b, R^c, and R^d is independently hydrogen; or C₁₋₆ alkyl, C₂₋₆ alkenyl, C₂₋₆ alkynyl, C₃₋₇ cycloalkyl, C₆₋₁₄ aryl, heteroaryl, or heterocyclyl, each optionally substituted with one or more substituents Q; or R^b and R^c together with the N atom to which they are attached form heterocyclyl, optionally substituted with one or more substituents Q.

5. The compound of any of claims 1 to 4, wherein Q² is C₃₋₉ alkylene.
6. The compound of any of claims 1 to 4, wherein Q² is C₃₋₉ alkenylene or C₃₋₉ alkynylene.
7. The compound of any of claims 1 to 4, wherein Q² is selected from the group consisting of:



wherein:

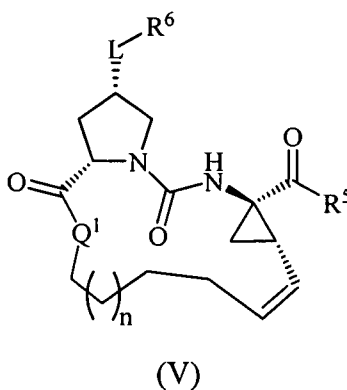
Z is $-O-$, $-S-$, or $-N(R^Z)-$, where R^Z is hydrogen, C_{1-6} alkyl, aryl, heteroaryl, heterocyclyl, $-C(O)R^{Za}$, $-C(O)OR^{Za}$, $-C(O)NR^{Zb}R^{Zc}$, $-S(O)_2NR^{Zb}R^{Zc}$, or $-S(O)_2R^{Za}$; and

R^{Za} , R^{Zb} , and R^{Zc} are each independently hydrogen, C_{1-6} alkyl, C_{2-6} alkenyl, C_{2-6} alkynyl, C_{3-7} cycloalkyl, C_{6-14} aryl, heteroaryl, or heterocyclyl; or

R^{Zb} and R^{Zc} together with the N atom to which they are attached form heterocyclyl or heteroaryl;

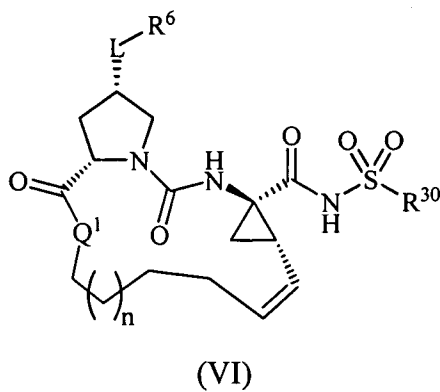
wherein each alkyl, alkenyl, alkynyl, cycloalkyl, aryl, heteroaryl, and heterocyclyl is independently, optionally substituted with one or more substituents Q, each Q independently selected from the group consisting of cyano, halo, oxo, nitro, C_{1-6} alkyl, C_{2-6} alkenyl, C_{2-6} alkynyl, C_{3-7} cycloalkyl, C_{6-14} aryl, heteroaryl, heterocyclyl, $-C(O)R^e$, $-C(O)OR^e$, $-C(O)NR^fR^g$, $-C(NR^e)NR^fR^g$, $-OR^e$, $-OC(O)R^e$, $-OC(O)OR^e$, $-OC(O)NR^fR^g$, $-OC(=NR^e)NR^fR^g$, $-OS(O)R^e$, $-OS(O)_2R^e$, $-OS(O)NR^fR^g$, $-OS(O)_2NR^fR^g$, $-NR^fR^g$, $-NR^eC(O)R^f$, $-NR^eC(O)OR^f$, $-NR^eC(O)NR^fR^g$, $-NR^eC(=NR^h)NR^fR^g$, $-NR^eS(O)R^f$, $-NR^eS(O)_2R^f$, $-NR^eS(O)NR^fR^g$, $-NR^eS(O)_2NR^fR^g$, $-SR^e$, $-S(O)R^e$, $-S(O)_2R^e$, and $-S(O)_2NR^fR^g$, wherein each R^e , R^f , R^g , and R^h is independently hydrogen, C_{1-6} alkyl, C_{2-6} alkenyl, C_{2-6} alkynyl, C_{3-7} cycloalkyl, C_{6-14} aryl, heteroaryl, or heterocyclyl; or R^f and R^g are linked together to form heterocyclyl, along with the N atom to which they are attached.

8. The compound of claim 1, having the structure of Formula V:



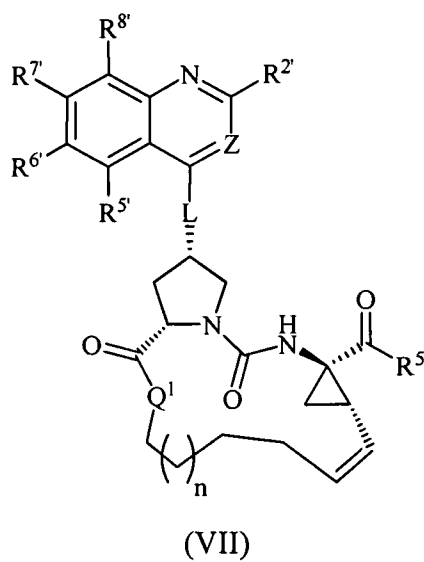
wherein n is an integer of 0, 1, 2, 3, 4, or 5.

9. The compound of claim 2, having the structure of Formula VI:



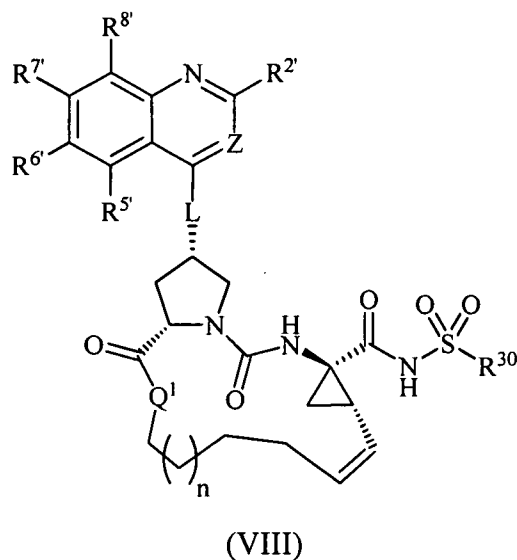
wherein n is an integer of 0, 1, 2, 3, 4, or 5.

10. The compound of claim 3, having the structure of Formula VII:



wherein n is an integer of 0, 1, 2, 3, 4, or 5.

11. The compound of claim 4, having the structure of Formula VIII:

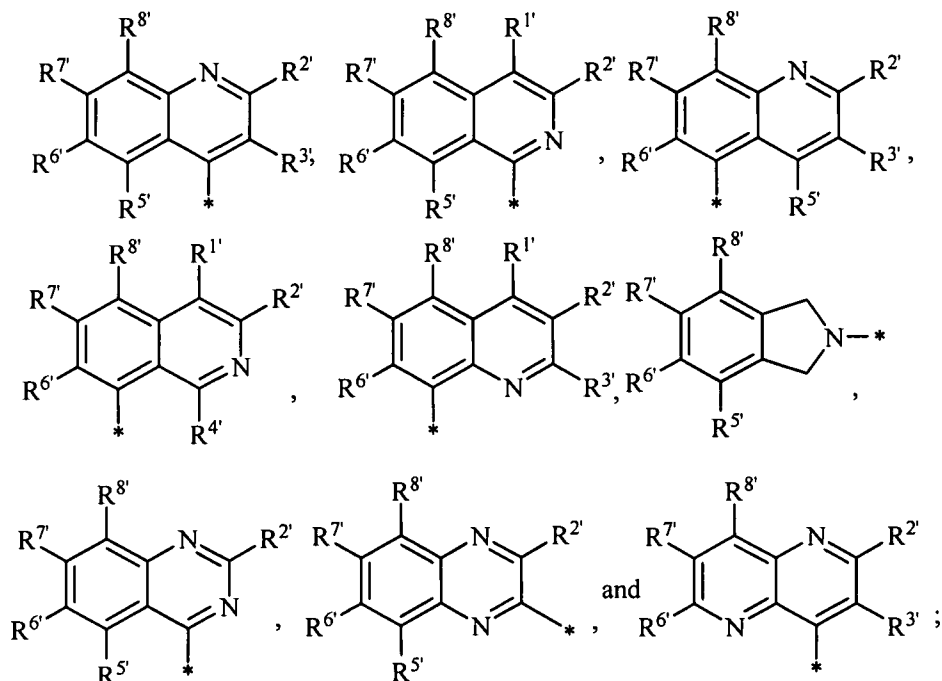


wherein n is an integer of 0, 1, 2, 3, 4, or 5.

12. The compound of any of claims 1, 2, and 5 to 9, wherein R^6 is C_{1-6} alkyl, C_{3-7} cycloalkyl, C_{6-14} aryl, heteroaryl, or heterocyclyl, each optionally substituted with one or more substituents Q.

13. The compound of claim 12, wherein R^6 is C_{6-14} aryl, heteroaryl, or heterocyclyl, each optionally substituted with one or more substituents Q.

14. The compound of claim 12, wherein R⁶ is selected from the group consisting of:



wherein:

each R^{1'}, R^{2'}, R^{3'}, R^{5'}, R^{6'}, R^{7'}, and R^{8'} is independently:

hydrogen, halo, cyano, trifluoromethyl, or nitro;

C₁₋₆ alkyl, C₂₋₆ alkenyl, C₂₋₆ alkynyl, C₃₋₇ cycloalkyl, C₆₋₁₄ aryl,

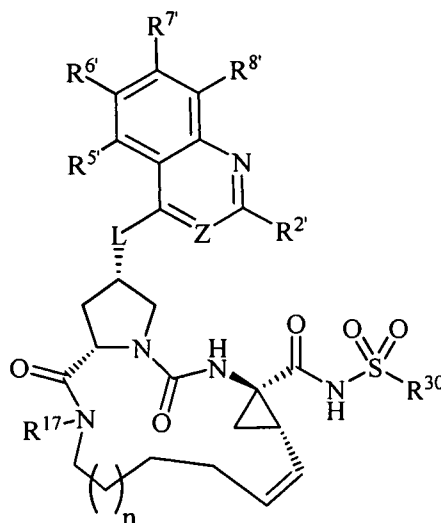
heteroaryl, or heterocyclyl, each optionally substituted with one or more substituents Q; or

$-\text{C}(\text{O})\text{R}^a$, $-\text{C}(\text{O})\text{OR}^a$, $-\text{C}(\text{O})\text{NR}^b\text{R}^c$, $-\text{C}(\text{NR}^a)\text{NR}^b\text{R}^c$, $-\text{OR}^a$, $-\text{OC}(\text{O})\text{R}^a$,
 $-\text{OC}(\text{O})\text{OR}^a$, $-\text{OC}(\text{O})\text{NR}^b\text{R}^c$, $-\text{OC}(=\text{NR}^a)\text{NR}^b\text{R}^c$, $-\text{OS}(\text{O})\text{R}^a$, $-\text{OS}(\text{O})_2\text{R}^a$, $-\text{OS}(\text{O})\text{NR}^b\text{R}^c$,
 $-\text{OS}(\text{O})_2\text{NR}^b\text{R}^c$, $-\text{NR}^b\text{R}^c$, $-\text{NR}^a\text{C}(\text{O})\text{R}^b$, $-\text{NR}^a\text{C}(\text{O})\text{OR}^b$, $-\text{NR}^a\text{C}(\text{O})\text{NR}^b\text{R}^c$,
 $-\text{NR}^a\text{C}(=\text{NR}^d)\text{NR}^b\text{R}^c$, $-\text{NR}^a\text{S}(\text{O})\text{R}^b$, $-\text{NR}^a\text{S}(\text{O})_2\text{R}^b$, $-\text{NR}^a\text{S}(\text{O})\text{NR}^b\text{R}^c$, $-\text{NR}^a\text{S}(\text{O})_2\text{NR}^b\text{R}^c$,
 $-\text{SR}^a$, $-\text{S}(\text{O})\text{R}^a$, or $-\text{S}(\text{O})_2\text{R}^a$; wherein each R^a , R^b , R^c , and R^d is independently hydrogen; or
 C_{1-6} alkyl, C_{2-6} alkenyl, C_{2-6} alkynyl, C_{3-7} cycloalkyl, C_{6-14} aryl, heteroaryl, or heterocyclyl,
each optionally substituted with one or more substituents Q; or R^b and R^c together with the N
atom to which they are attached form heterocyclyl, optionally substituted with one or more
substituents Q.

15. The compound of any of claims 1 to 14, wherein Q¹ is —O—.
16. The compound of any of claims 1 to 14, wherein Q¹ is —C(R¹⁸R¹⁹)—.
17. The compound of claim 16, wherein R¹⁸ and R¹⁹ are each independently

hydrogen; C₁₋₆ alkyl, or C₃₋₇ cycloalkyl, each optionally substituted with one or more substituents Q.

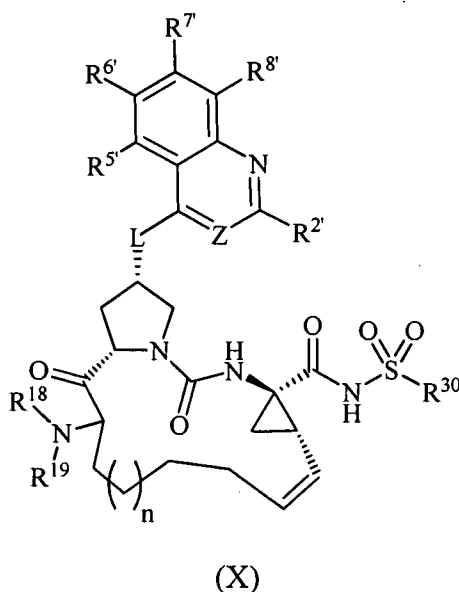
18. The compound of claim 16, wherein R¹⁸ and R¹⁹ are hydrogen.
19. The compound of any of claims 1 to 14, wherein Q¹ is -N(R¹⁷)-.
20. The compound of claim 11, having the structure of Formula IX:



(IX)

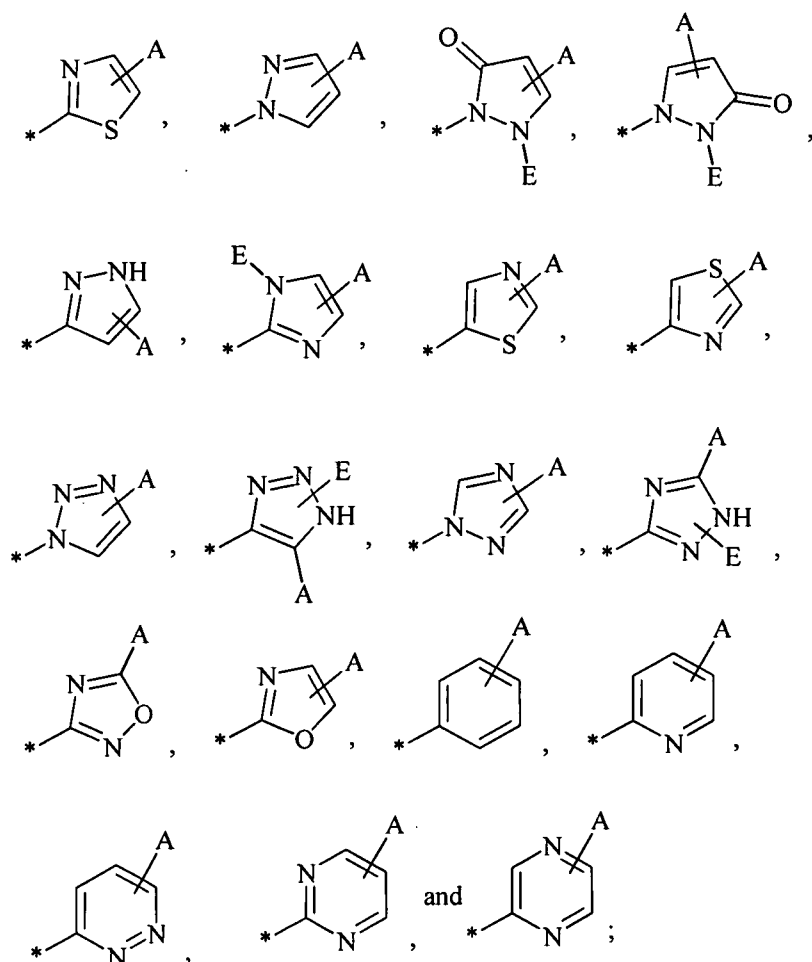
21. The compound of claim 19 or 20, wherein R¹⁷ is hydrogen; C₁₋₆ alkyl, C₂₋₆ alkenyl, C₂₋₆ alkynyl, C₃₋₇ cycloalkyl, C₆₋₁₄ aryl, heterocyclyl, or heteroaryl, each optionally substituted with one or more substituents Q.
22. The compound of claim 21, wherein R¹⁷ is hydrogen; C₁₋₆ alkyl, or C₃₋₇ cycloalkyl, optionally substituted with one or more substituents Q.
23. The compound of claim 21, wherein R¹⁷ is hydrogen or methyl.
24. The compound of claim 21, wherein R¹⁷ is methyl.
25. The compound of any of claims 1 to 14, wherein Q¹ is -CR¹⁷(NR¹⁸R¹⁹)-.
26. The compound of claim 25, wherein R¹⁷ and R¹⁸ are each independently hydrogen; C₁₋₆ alkyl, or C₃₋₇ cycloalkyl, each optionally substituted with one or more substituents Q.
27. The compound of claim 25, wherein R¹⁷ is hydrogen.

28. The compound of claim 11, having the structure of Formula X:



29. The compound of any of claims 25 to 28, wherein R¹⁸ is hydrogen or methyl.
30. The compound of any of claims 25 to 29, wherein R¹⁹ is hydrogen, -C(O)R²⁰, -C(O)OR²⁰, -C(O)NR²¹R²², or -C(=NR²⁰)NR²¹R²².
31. The compound of claim 30, wherein R¹⁹ is -C(O)OR²⁰.
32. The compound of claim 30 or 31, wherein R²⁰ is C₁₋₆ alkyl, C₂₋₆ alkenyl, C₂₋₆ alkynyl, C₃₋₇ cycloalkyl, C₆₋₁₄ aryl, heterocyclyl, or heteroaryl, each optionally substituted with one or more substituents Q.
33. The compound of claim 32, wherein R²⁰ is C₁₋₆ alkyl.
34. The compound of claim 32, wherein R²⁰ is *t*-butyl.
35. The compound of claim 32, wherein R²⁰ is C₆₋₁₄ aryl.
36. The compound of claim 32, wherein R²⁰ is benzyl.
37. The compound of any of claims 3 to 7, 10, 11, and 14 to 36, wherein R^{2'} is C₁₋₆ alkyl, C₂₋₆ alkenyl, C₂₋₆ alkynyl, C₃₋₇ cycloalkyl, C₆₋₁₄ aryl, heterocyclyl, or heteroaryl, each optionally substituted with one or more substituents Q.
38. The compound of claim 37, wherein R^{2'} is C₆₋₁₄ aryl, heterocyclyl, or heteroaryl, each optionally substituted with one or more substituents Q.

39. The compound of claim 37, wherein R^{2'} is selected from the group consisting of:



wherein

each A is independently hydrogen, halo, cyano, or nitro; C₁₋₆ alkyl, C₂₋₆ alkenyl, C₂₋₆ alkynyl, C₃₋₇ cycloalkyl, C₆₋₁₄ aryl, heteroaryl, or heterocyclyl, each optionally substituted with one or more substituents Q; or -C(O)R^a, -C(O)OR^a, -C(O)NR^bR^c, -C(NR^a)NR^bR^c, -OR^a, -OC(O)R^a, -OC(O)OR^a, -OC(O)NR^bR^c, -OC(=NR^a)NR^bR^c, -OS(O)R^a, -OS(O)₂R^a, -OS(O)NR^bR^c, -OS(O)₂NR^bR^c, -NR^bR^c, -NR^aC(O)R^b, -NR^aC(O)OR^b, -NR^aC(O)NR^bR^c, -NR^aC(=NR^d)NR^bR^c, -NR^aS(O)R^b, -NR^aS(O)₂R^b, -NR^aS(O)NR^bR^c, -NR^aS(O)₂NR^bR^c, -SR^a, -S(O)R^a, or -S(O)₂R^a; wherein each R^a, R^b, R^c, and R^d is independently hydrogen; C₁₋₆ alkyl, C₂₋₆ alkenyl, C₂₋₆ alkynyl, C₃₋₇ cycloalkyl, C₆₋₁₄ aryl, heteroaryl, or heterocyclyl, each optionally substituted with one or more substituents Q; or R^b and R^c together with the N atom to which they are attached form heterocyclyl, optionally substituted with one or more substituents Q; and

each E is independently hydrogen; C₁₋₆ alkyl, C₂₋₆ alkenyl, C₂₋₆ alkynyl, C₃₋₇ cycloalkyl, C₆₋₁₄ aryl, heteroaryl, or heterocyclyl, each optionally substituted with one or

more substituents Q; or $-C(O)R^a$, $-C(O)OR^a$, $-C(O)NR^bR^c$, $-C(NR^a)NR^bR^c$, $-OR^a$, $-OC(O)R^a$, $-OC(O)OR^a$, $-OC(O)NR^bR^c$, $-OC(=NR^a)NR^bR^c$, $-OS(O)R^a$, $-OS(O)_2R^a$, $-OS(O)NR^bR^c$, $-OS(O)_2NR^bR^c$, $-NR^bR^c$, $-NR^aC(O)R^b$, $-NR^aC(O)OR^b$, $-NR^aC(O)NR^bR^c$, $-NR^aC(=NR^d)NR^bR^c$, $-NR^aS(O)R^b$, $-NR^aS(O)_2R^b$, $-NR^aS(O)NR^bR^c$, $-NR^aS(O)_2NR^bR^c$, $-SR^a$, $-S(O)R^a$, or $-S(O)_2R^a$; wherein each R^a , R^b , R^c , and R^d is independently hydrogen; C_{1-6} alkyl, C_{2-6} alkenyl, C_{2-6} alkynyl, C_{3-7} cycloalkyl, C_{6-14} aryl, heteroaryl, or heterocyclyl, each optionally substituted with one or more substituents Q; or R^b and R^c together with the N atom to which they are attached form heterocyclyl, optionally substituted with one or more substituents Q.

40. The compound of claim 39, wherein A is hydrogen, halo, cyano, or nitro; C_{1-6} alkyl, C_{2-6} alkenyl, C_{2-6} alkynyl, C_{3-7} cycloalkyl, C_{6-14} aryl, heteroaryl, or heterocyclyl; each optionally substituted with one or more substituents Q.

41. The compound of claim 39, wherein A is hydrogen or C_{1-6} alkyl, optionally substituted with one or more substituents Q.

42. The compound of claim 39, wherein A is hydrogen, methyl, trifluoromethyl, ethyl, *n*-propyl, isopropyl, isobutyl, clopropyl, cyclobutyl, ethenyl, or ethtnyl.

43. The compound of claim 39, wherein A is isopropyl.

44. The compound of claim 39, wherein A is trifluoromethyl.

45. The compound of claim 39, wherein A is $-NR^bR^c$.

46. The compound of claim 39, wherein A is isopropylamino.

47. The compound of any of claims 39 to 46, wherein E is hydrogen or cyano; C_{1-6} alkyl, C_{2-6} alkenyl, C_{2-6} alkynyl, C_{3-7} cycloalkyl, C_{6-14} aryl, heterocyclyl, or heteroaryl, each optionally substituted with one or more substituents Q.

48. The compound of claim 47, wherein E is hydrogen or methyl.

49. The compound of claim 47, wherein E is hydrogen.

50. The compound of any of claims 3 to 7, 10, 11, and 14 to 49, wherein $R^{7'}$ is hydrogen, cyano, or halo; C_{1-6} alkyl, C_{2-6} alkenyl, C_{2-6} alkynyl, C_{3-7} cycloalkyl, C_{6-14} aryl,

heteroaryl, or heterocyclyl, each optionally substituted with one or more substituents Q; or $-\text{OR}^a$, wherein R^a is hydrogen; C_{1-6} alkyl, C_{2-6} alkenyl, C_{2-6} alkynyl, C_{3-7} cycloalkyl, C_{6-14} aryl, heteroaryl, or heterocyclyl; each optionally substituted with one or more substituents Q.

51. The compound of claim 50, wherein $\text{R}^{7'}$ is hydrogen, halo, or $-\text{OR}^a$.

52. The compound of claim 50, wherein $\text{R}^{7'}$ is $-\text{OR}^a$.

53. The compound of claim 51 or 52, wherein R^a is C_{1-6} alkyl, C_{3-7} cycloalkyl, or C_{6-14} aryl, each optionally substituted with one or more substituents Q.

54. The compound of claim 53, wherein R^a is C_{1-6} alkyl, optionally substituted with one or more substituents Q.

55. The compound of claim 53, wherein $\text{R}^{7'}$ is methoxy, difluoromethoxy, or trifluoromethoxy.

56. The compound of any of claims 3 to 7, 10, 11, and 14 to 49, wherein $\text{R}^{7'}$ is methanesulfonamido.

57. The compound of any of claims 3 to 7, 10, 11, and 14 to 56, wherein $\text{R}^{8'}$ is hydrogen, hydroxyl, cyano, or halo; C_{1-6} alkyl, C_{2-6} alkenyl, C_{2-6} alkynyl, C_{3-7} cycloalkyl, C_{6-14} aryl, heteroaryl, or heterocyclyl, each optionally substituted with one or more substituents Q; or $-\text{OR}^a$, wherein R^a is C_{1-6} alkyl, C_{2-6} alkenyl, C_{2-6} alkynyl, C_{3-7} cycloalkyl, C_{6-14} aryl, heteroaryl, or heterocyclyl, each optionally substituted with one or more substituents Q.

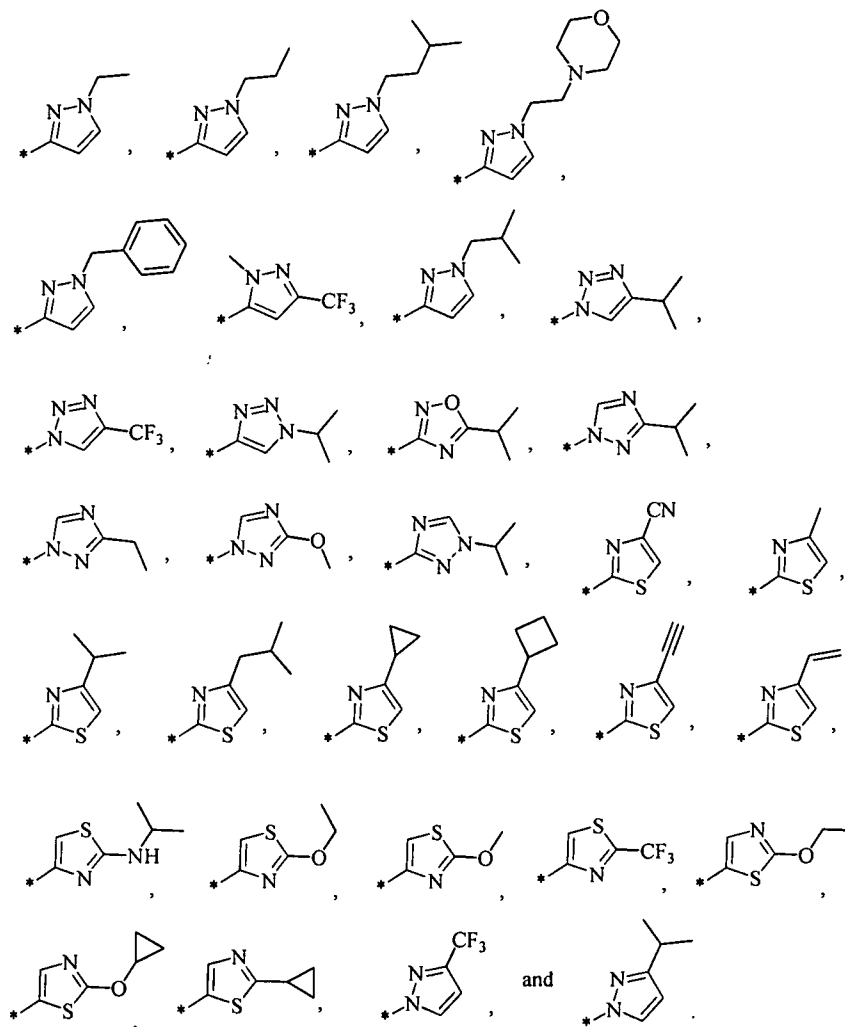
58. The compound of claim 57, wherein $\text{R}^{8'}$ is hydrogen, halo, or C_{1-6} alkyl, optionally substituted with one or more substituents Q.

59. The compound of claim 57, wherein $\text{R}^{8'}$ is methyl.

60. The compound of any of claims 3 to 7, 10, 11, and 14 to 59, wherein $\text{R}^{6'}$ is hydrogen, cyano, or halo; C_{1-6} alkyl, C_{2-6} alkenyl, C_{2-6} alkynyl, C_{3-7} cycloalkyl, C_{6-14} aryl, heteroaryl, or heterocyclyl, each optionally substituted with one or more substituents Q; or $-\text{OR}^a$, wherein R^a is hydrogen; C_{1-6} alkyl, C_{2-6} alkenyl, C_{2-6} alkynyl, C_{3-7} cycloalkyl, C_{6-14} aryl, heteroaryl, or heterocyclyl, each optionally substituted with one or more substituents Q.

61. The compound of claim 60, wherein $\text{R}^{6'}$ is hydrogen, halo, or $-\text{OR}^a$.

62. The compound of claim 61, wherein R^a is C_{1-6} alkyl, C_{3-7} cycloalkyl, or C_{6-14} aryl.
63. The compound of claim 61, wherein $R^{6'}$ is methoxy.
64. The compound of claim 61, wherein $R^{6'}$ is chloro.
65. The compound of any of claims 3 to 7, 10, 11, and 14 to 64, wherein $R^{5'}$ is hydrogen or $-OR^a$.
66. The compound of claim 65, wherein $R^{5'}$ is methoxy.
67. The compound of any of claims 3 to 7, 10, 11, and 14 to 66, wherein $R^{3'}$ is hydrogen.
68. The compound of any of claims 3 to 7, 10, 11, and 14 to 36, wherein $R^{2'}$ is selected from the group consisting of:



69. The compound of any of claims 1 to 68, wherein L is a bond; C₁₋₆ alkylene, or C₃₋₇ cycloalkylene, each optionally substituted with one or more substituents Q; or -O-, -(CH₂)_p-, -C(O)-, -(CH₂)_pC(O)-, -C(O)O-, -C(O)NR¹⁴-, -C(=NR¹⁴)NR¹⁵-, -NR¹⁴-, -S(O)_k-, or -S(O)_kNR¹⁵-; wherein p is an integer of 1, 2, or 3.

70. The compound of claim 69, wherein L is a bond.

71. The compound of claim 69, wherein L is -O- or -NR¹⁴-.

72. The compound of claim 69, wherein L is C₁₋₆ alkylene, optionally substituted with one or more substituents Q.

73. The compound of claim 69, wherein L is methylene.

74. The compound of claim 69, wherein L is ethylene.

75. The compound of claim 69, wherein L is -(CH₂)_p-.

76. The compound of claim 69, wherein L is -(CH₂)_pCF₂-.

77. The compound of claim 69, wherein L is -CF₂-.

78. The compound of claim 69, wherein L is -C(O)-.

79. The compound of claim 69, wherein L is -C(O)O-.

80. The compound of claim 69, wherein L is -C(O)NR¹⁴-.

81. The compound of claim 71 or 80, wherein R¹⁴ is hydrogen or C₁₋₆ alkyl.

82. The compound of claim 69, wherein L is -C(O)NH-.

83. The compound of any of claims 8 to 82, wherein n is 1, 2, or 3.

84. The compound of any of claims 1, 3, 5 to 8, 10, and 12 to 83, wherein R⁵ is -OH.

85. The compound of any of claims 1, 3, 5 to 8, 10, and 12 to 83, wherein R⁵ is -NR⁷S(O)_kR⁸.

86. The compound of claim 85, wherein R⁸ is C₁₋₆ alkyl, C₆₋₁₄ aryl, or C₃₋₇

cycloalkyl, each optionally substituted with one or more substituents Q; or $-\text{CH}_2\text{NR}^{8a}\text{R}^{8b}$, $-\text{CHR}^{8c}\text{CHR}^{8d}\text{NR}^{8a}\text{R}^{8b}$, or $-\text{CH}_2\text{CR}^{8c}\text{R}^{8d}\text{NR}^{8a}\text{R}^{8b}$.

87. The compound of claim 85, wherein R^8 is C_{3-7} cycloalkyl, optionally substituted with one or more substituents Q.

88. The compound of claim 85, wherein R^8 is methyl, cyclopropyl, 1-methylcyclopropyl, cyclobutyl, cyclopentyl, or cyclohexyl.

89. The compound of any of claims 2, 4 to 7, 9, and 11 to 88, wherein R^{30} is C_{1-6} alkyl, C_{6-14} aryl, or C_{3-7} cycloalkyl, each optionally substituted with one or more substituents Q; or $-\text{CH}_2\text{NR}^{30a}\text{R}^{30b}$, $-\text{CHR}^{30c}\text{CHR}^{30d}\text{NR}^{30a}\text{R}^{30b}$, or $-\text{CH}_2\text{CR}^{30c}\text{R}^{30d}\text{NR}^{30a}\text{R}^{30b}$.

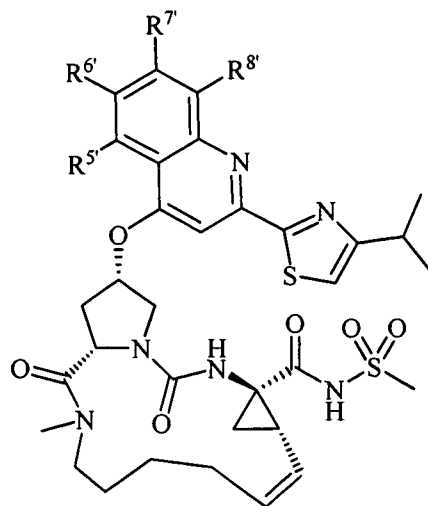
90. The compound of claim 89, wherein R^{30} is C_{3-7} cycloalkyl, optionally substituted with one or more substituents Q.

91. The compound of claim 89, wherein R^{30} is cyclopropyl, 1-methylcyclopropyl, 1-ethynylcyclopropyl, cyclobutyl, cyclopentyl, or cyclohexyl.

92. The compound of any of claims 3 to 7, 10, 11, and 15 to 91, wherein Z is CH.

93. The compound of any of claims 3 to 7, 10, 11, and 15 to 91, wherein Z is N.

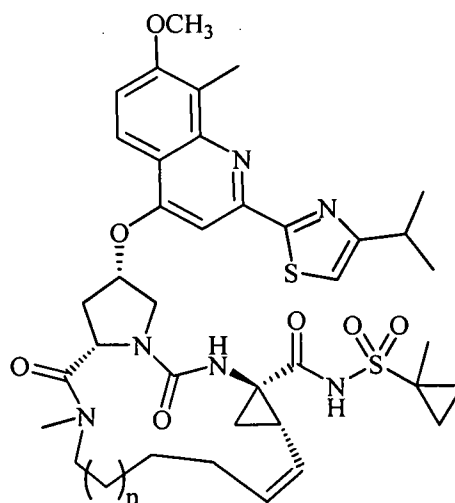
94. The compound of claim 4 selected from the group consisting of



- 63a: $R^{5'} = H$, $R^{6'} = H$, $R^{7'} = OCH_3$, $R^{8'} = H$;
 63b: $R^{5'} = H$, $R^{6'} = H$, $R^{7'} = OCH_3$, $R^{8'} = CH_3$;
 63c: $R^{5'} = H$, $R^{6'} = H$, $R^{7'} = OCH_3$, $R^{8'} = F$;
 63d: $R^{5'} = H$, $R^{6'} = H$, $R^{7'} = OCH_3$, $R^{8'} = Cl$;
 63e: $R^{5'} = OCH_3$, $R^{6'} = H$, $R^{7'} = OCH_3$, $R^{8'} = H$;
 63f: $R^{5'} = H$, $R^{6'} = OCH_3$, $R^{7'} = H$, $R^{8'} = CH_3$;
 63g: $R^{5'} = H$, $R^{6'} = OCH_3$, $R^{7'} = Cl$, $R^{8'} = H$; and
 63h: $R^{5'} = H$, $R^{6'} = H$, $R^{7'} = OCH_3$, $R^{8'} = Br$;

and pharmaceutically acceptable salts, solvates, and prodrugs thereof.

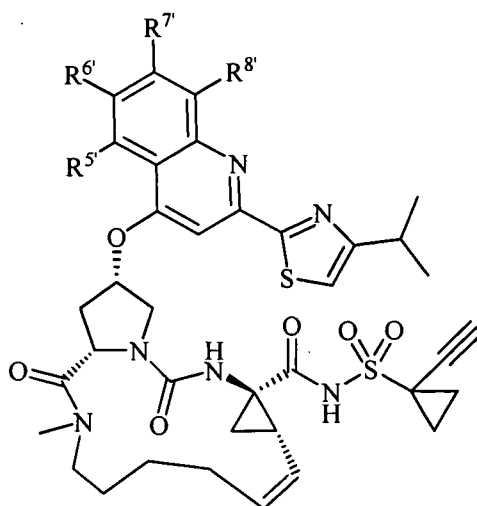
95. The compound of claim 4 selected from the group consisting of



- 76a: $n = 1$; and
 76b: $n = 2$;

and pharmaceutically acceptable salts, solvates, and prodrugs thereof.

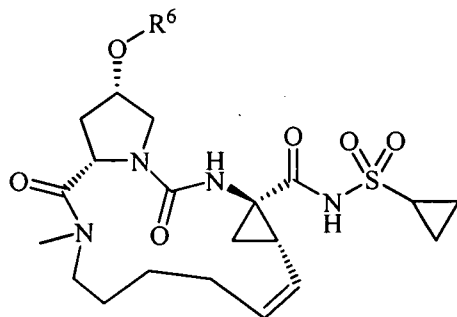
96. The compound of claim 4 selected from the group consisting of



- 83a: $R^{5'} = H$, $R^{6'} = H$, $R^{7'} = OCH_3$, $R^{8'} = H$;
 83b: $R^{5'} = H$, $R^{6'} = H$, $R^{7'} = OCH_3$, $R^{8'} = CH_3$;
 83c: $R^{5'} = H$, $R^{6'} = H$, $R^{7'} = OCH_3$, $R^{8'} = F$;
 83d: $R^{5'} = H$, $R^{6'} = H$, $R^{7'} = OCH_3$, $R^{8'} = Cl$;
 83e: $R^{5'} = OCH_3$, $R^{6'} = H$, $R^{7'} = OCH_3$, $R^{8'} = H$;
 83f: $R^{5'} = H$, $R^{6'} = OCH_3$, $R^{7'} = H$, $R^{8'} = CH_3$;
 83g: $R^{5'} = H$, $R^{6'} = OCH_3$, $R^{7'} = Cl$, $R^{8'} = H$; and
 83h: $R^{5'} = H$, $R^{6'} = H$, $R^{7'} = OCH_3$, $R^{8'} = Br$;

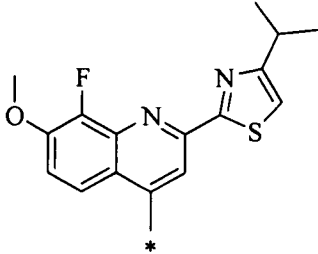
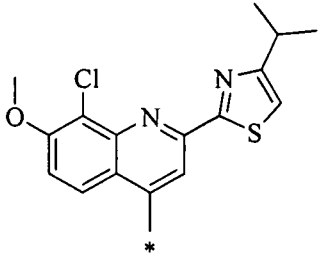
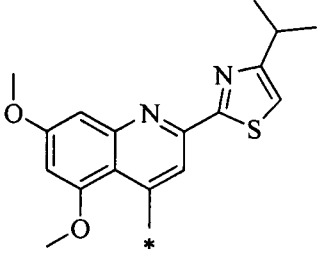
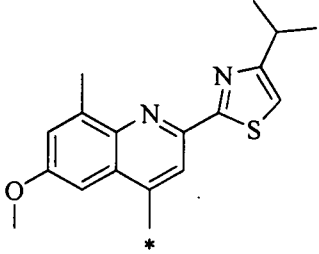
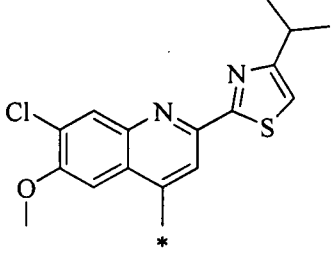
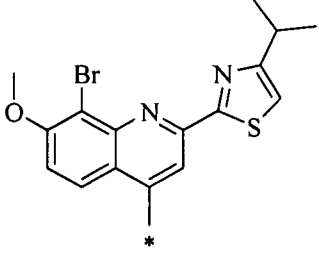
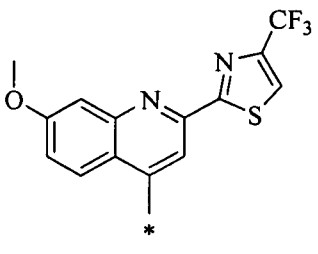
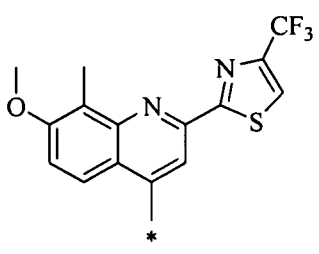
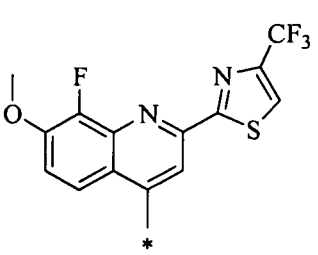
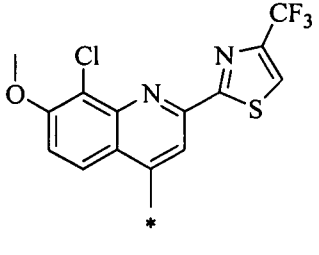
and pharmaceutically acceptable salts, solvates, and prodrugs thereof.

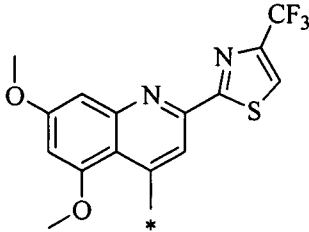
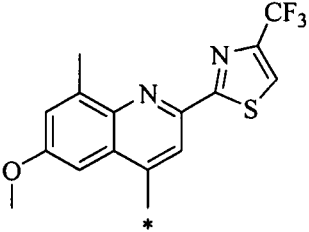
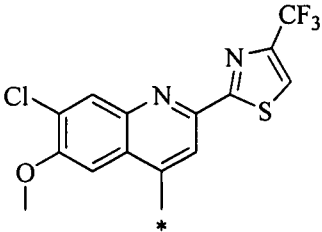
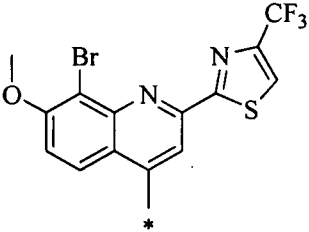
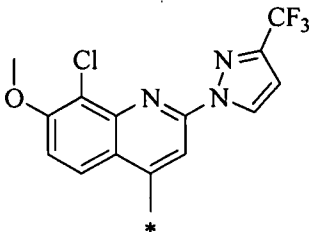
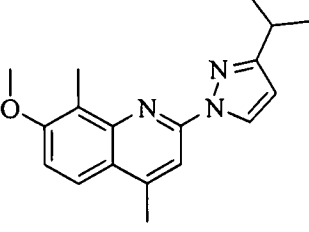
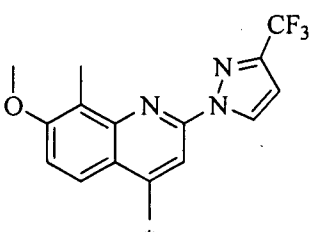
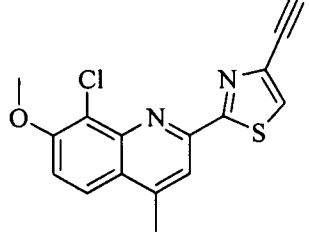
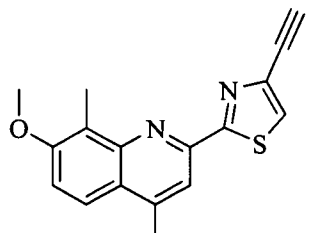
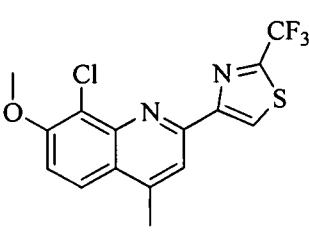
97. The compound of claim 4 selected from the group consisting of

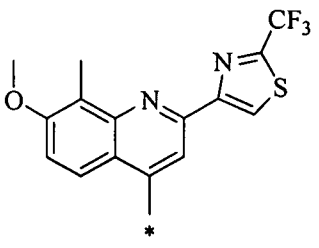
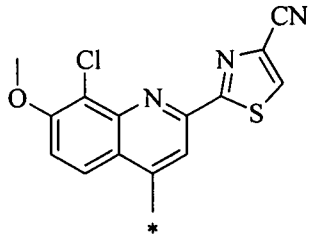
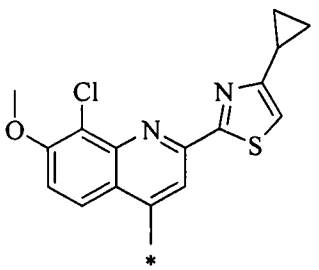
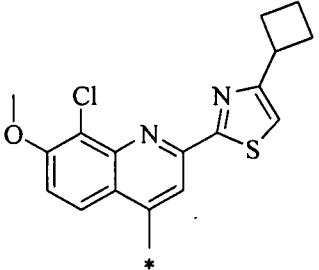
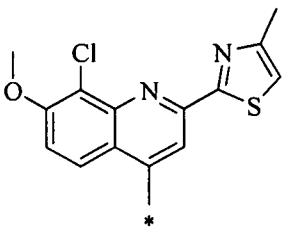


and pharmaceutically acceptable salts, solvates, and prodrugs thereof;

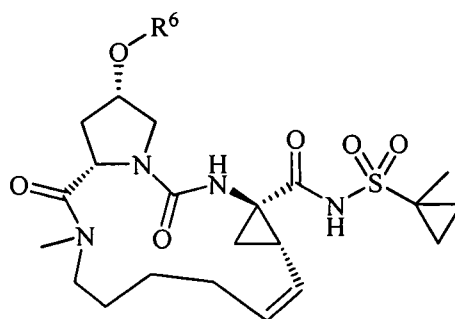
Cmpd#	R^6	Cmpd#	R^6
62a		62b	

Cmpd#	R ⁶	Cmpd#	R ⁶
62c		62d	
62e		62f	
62g		62h	
69a		69b	
69c		69d	

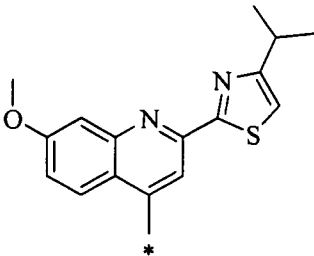
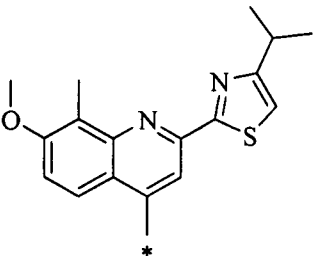
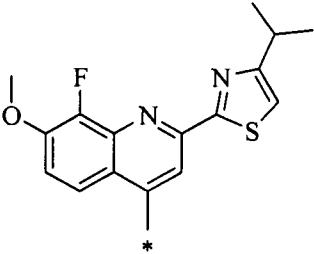
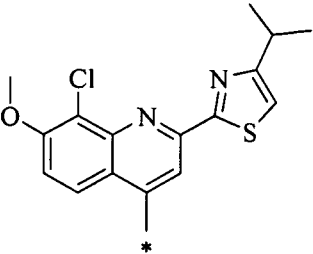
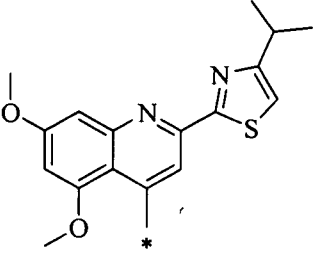
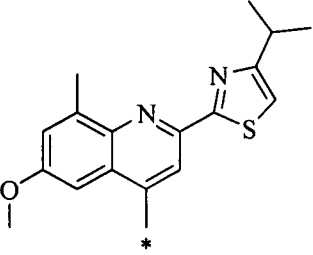
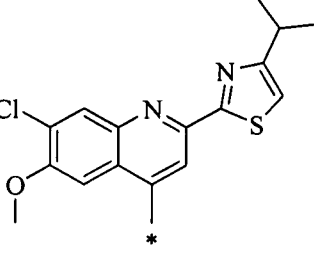
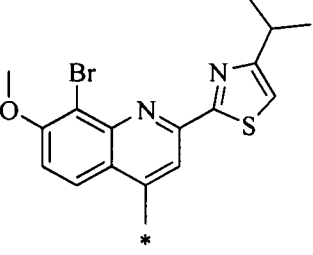
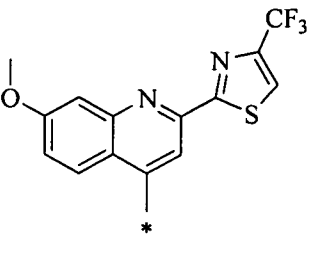
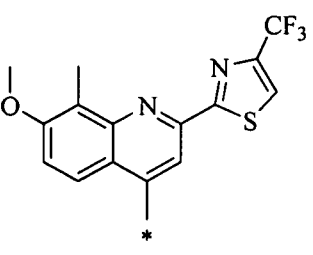
Cmpd#	R ⁶	Cmpd#	R ⁶
69e		69f	
69g		69h	
91e		91f	
91g		G ₁	
G ₃		O ₁	

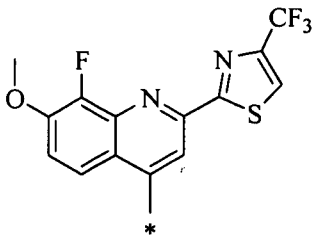
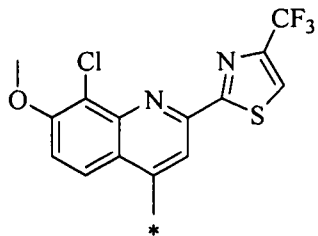
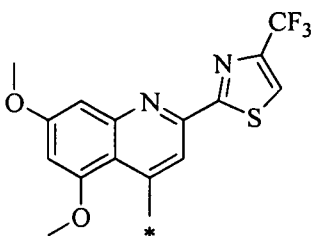
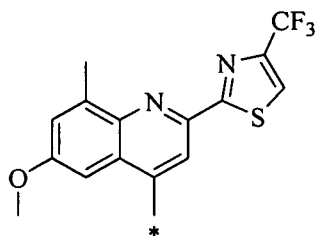
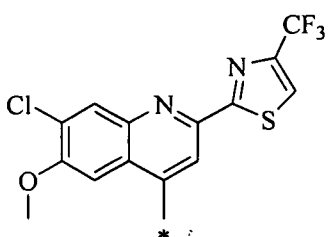
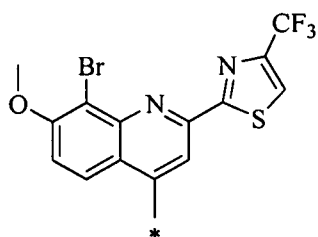
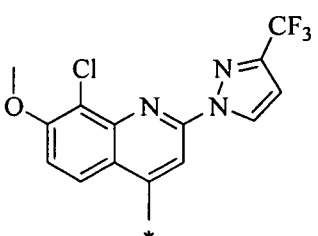
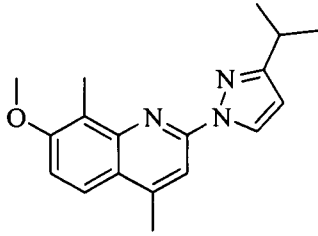
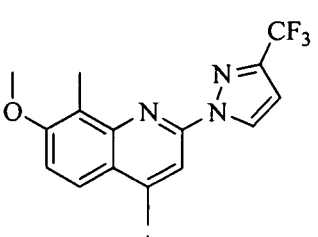
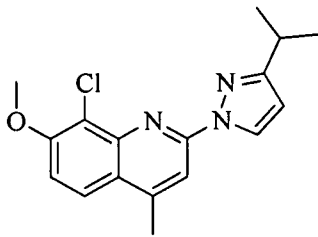
Cmpd#	R ⁶	Cmpd#	R ⁶
O ₃		T ₁	
AC ₁		AC ₂	
AN			

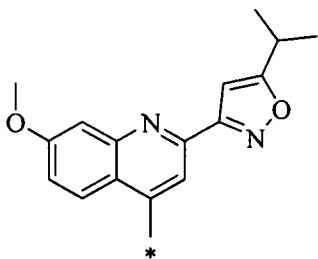
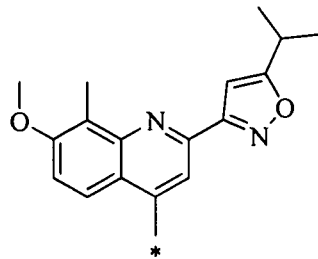
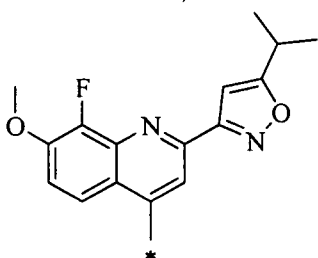
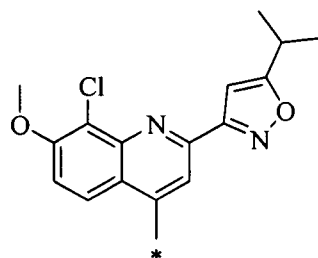
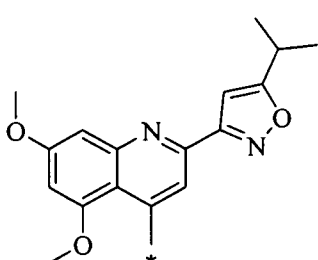
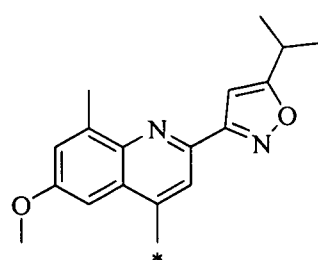
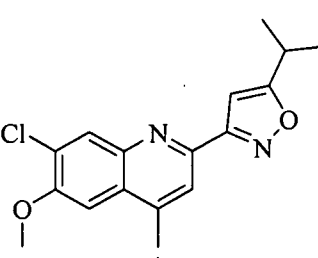
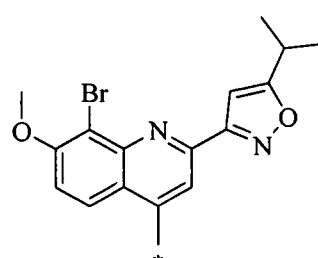
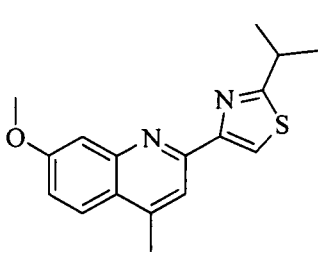
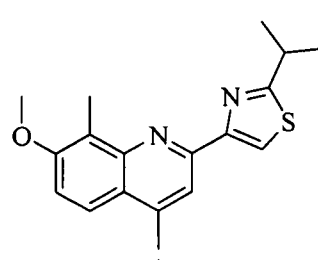
98. The compound of claim 4 selected from the group consisting of

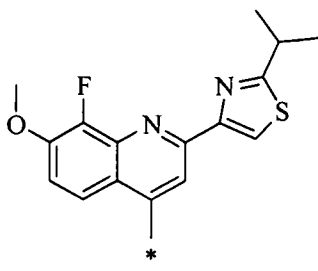
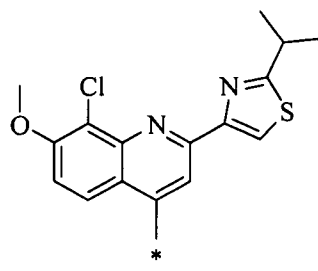
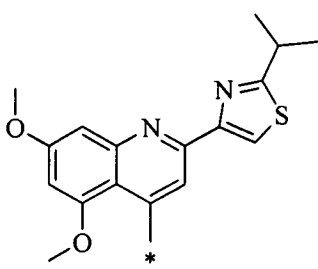
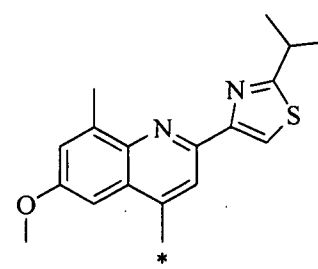
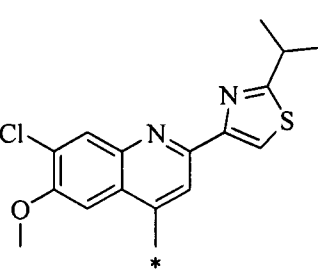
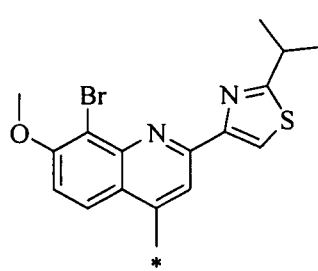
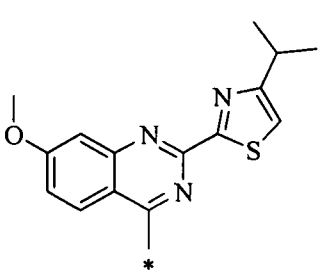
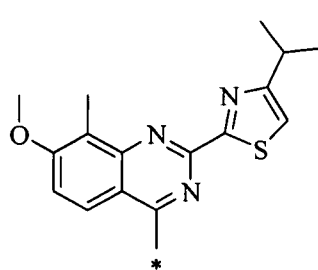
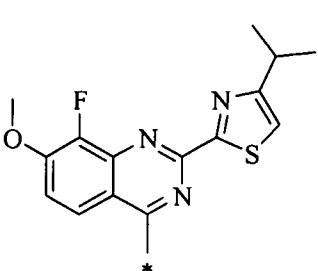
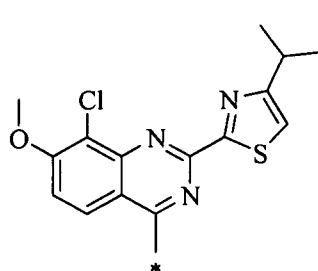


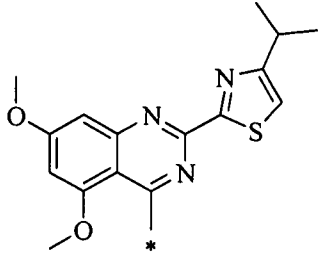
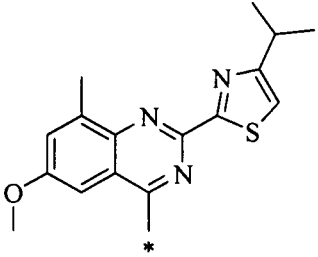
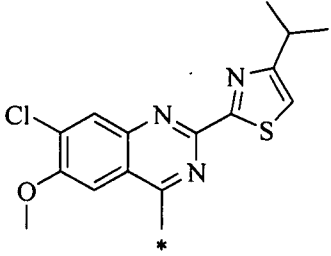
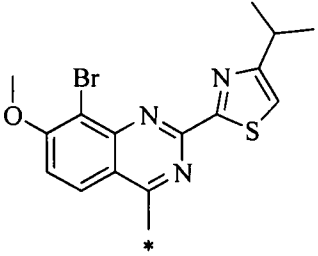
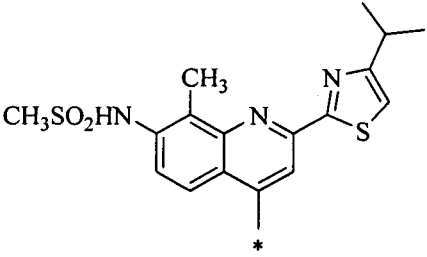
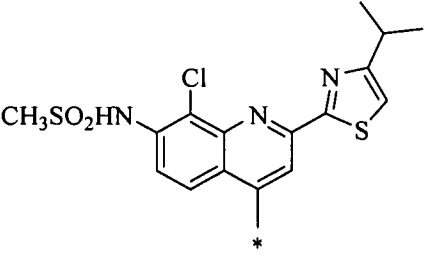
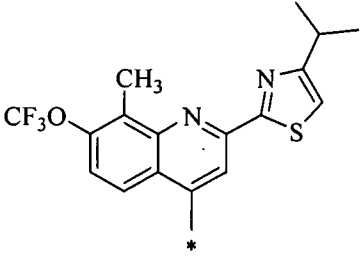
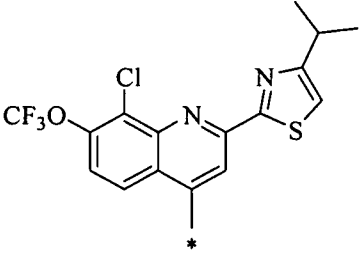
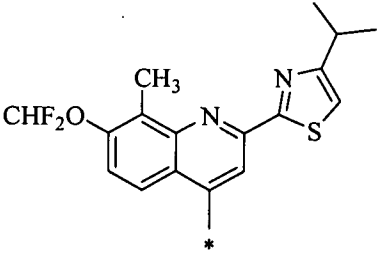
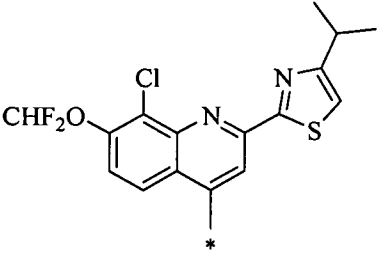
and pharmaceutically acceptable salts, solvates, and prodrugs thereof;

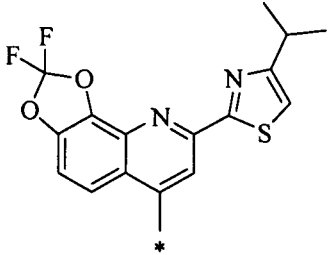
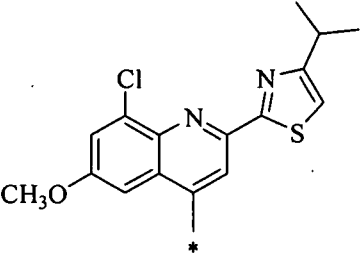
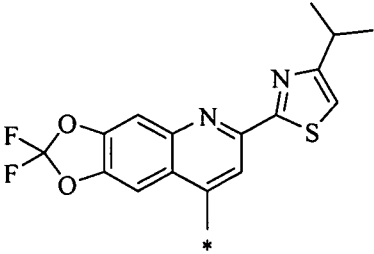
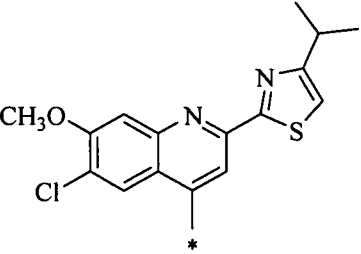
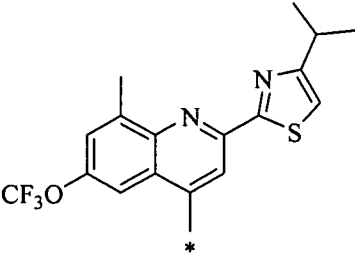
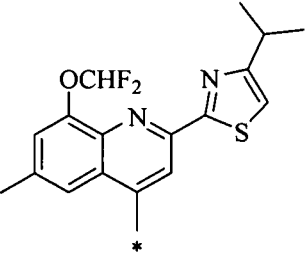
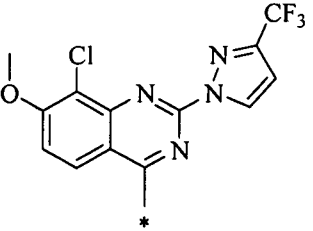
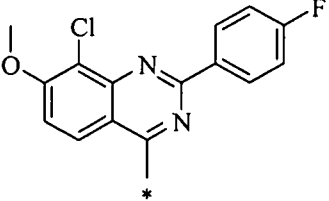
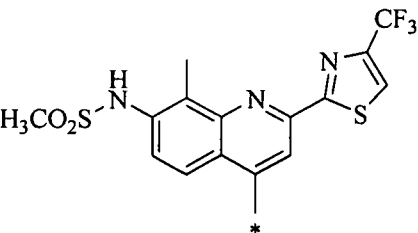
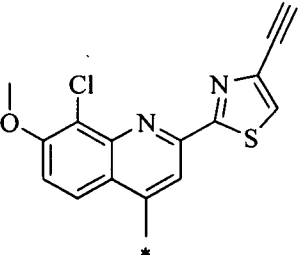
Cmpd#	R ⁶	Cmpd#	R ⁶
56a		56b	
56c		56d	
56e		56f	
56g		56h	
68a		68b	

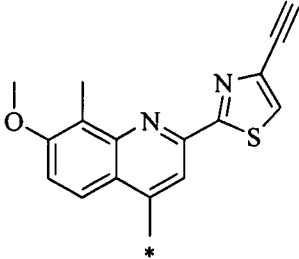
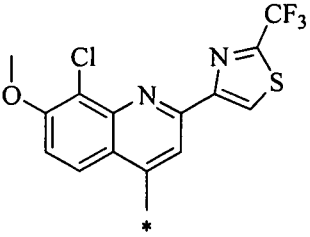
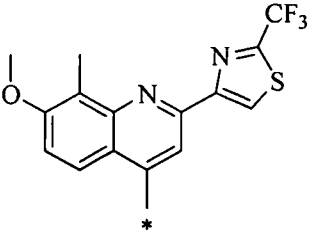
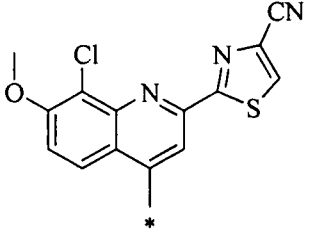
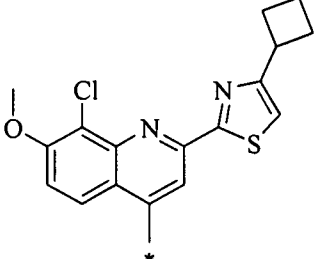
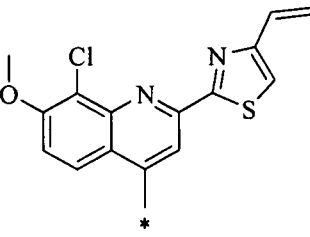
Cmpd#	R ⁶	Cmpd#	R ⁶
68c		68d	
68e		68f	
68g		68h	
91a		91b	
91c		91d	

Cmpd#	R ⁶	Cmpd#	R ⁶
96a		96b	
96c		96d	
96e		96f	
96g		96h	
101a		101b	

Cmpd#	R ⁶	Cmpd#	R ⁶
101c		101d	
101e		101f	
101g		101h	
110a		110b	
110c		110d	

Cmpd#	R ⁶	Cmpd#	R ⁶
110e		110f	
110g		110h	
121		122	
123		124	
125		126	

Cmpd#	R ⁶	Cmpd#	R ⁶
127		128	
129		130	
131		132	
133		134	
135		G ₂	

Cmpd#	R ⁶	Cmpd#	R ⁶
G ₄		O ₂	
O ₄		T ₂	
AC ₃		AH	

wherein the symbol * indicates the point of attachment.

99. A pharmaceutical composition comprising the compound of any of claims 1 to 98, and one or more pharmaceutically acceptable carriers.

100. The pharmaceutical composition of claim 99, further comprising a second antiviral agent.

101. The pharmaceutical composition of claim 100, wherein the second antiviral agent is selected from the group consisting of an interferon, ribavirin, an interleukin, an NS3 protease inhibitor, a cysteine protease inhibitor, a phenathrenequinone, a thiazolidine, a benzanilide, a helicase inhibitor, a polymerase inhibitor, a nucleotide analogue, a liotoxin, acerulenin, an antisense phosphorothioate oligodeoxynucleotide, an inhibitor of IRES-dependent translation, and a ribozyme.

102. The pharmaceutical composition of claim 100, wherein the second antiviral

agent is an interferon.

103. The pharmaceutical composition of claim 102, wherein the interferon is selected from the group consisting of pegylated interferon alpha 2a, interferon alfacon-1, natural interferon, albuferon, interferon beta-1a, omega interferon, interferon alpha, interferon gamma, interferon tau, interferon delta, and interferon gamma-1b.

104. The pharmaceutical composition of any of claims 99 to 103, wherein the composition is formulated for single dose administration.

105. The pharmaceutical composition of any of claims 99 to 104, wherein the composition is formulated as oral, parenteral, or intravenous dosage form.

106. The pharmaceutical composition of claim 105, wherein the oral dosage form is a tablet or capsule.

107. The pharmaceutical composition of any of claims 99 to 106, wherein the compound is administered in a dose of about 0.5 milligram to about 1,000 milligram daily.

108. A method for treating or preventing an HCV infection, which comprises administering the compound of any of claims 1 to 98 or the pharmaceutical composition of any of claims 99 to 107.

109. A method of treating, preventing, or ameliorating one or more symptoms of a liver disease or disorder associated with an HCV infection, comprising administering the compound of any of claims 1 to 98 or the pharmaceutical composition of any of claims 99 to 107.

110. The method of claim 108 or 109, wherein the method comprises administering a second antiviral agent, in combination or alternation.

111. The method of claim 110, wherein the second antiviral agent is selected from the group consisting of an interferon, ribavirin, amantadine, an interleukin, a NS3 protease inhibitor, a cysteine protease inhibitor, a phenathrenequinone, a thiazolidine, a benzanilide, a helicase inhibitor, a polymerase inhibitor, a nucleotide analogue, a liotoxin, acerulenin, an antisense phosphorothioate oligodeoxynucleotide, an inhibitor of IRES-dependent translation, and a ribozyme.

112. The method of claim 110, wherein the second antiviral agent is an interferon.

113. The method of claim 112, wherein the interferon is selected from the group consisting of pegylated interferon alpha 2a, interferon alfacon-1, natural interferon, albuferon, interferon beta-1a, omega interferon, interferon alpha, interferon gamma, interferon tau, interferon delta, and interferon gamma-1b.

114. A method for inhibiting replication of a virus in a host, which comprises contacting the host with the compound of any of claims 1 to 98 or the pharmaceutical composition of any of claims 99 to 107.

115. The method of claim 114, wherein the host is a human.

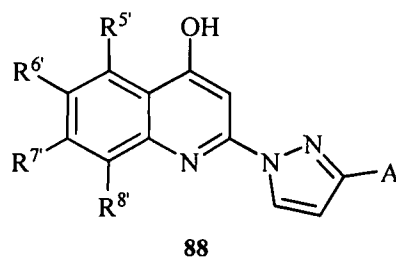
116. The method of claim 114, wherein the host is a cell.

117. A method for inhibiting replication of a virus, which comprises contacting the virus with the compound of any of claims 1 to 98 or the pharmaceutical composition of any of claims 99 to 107.

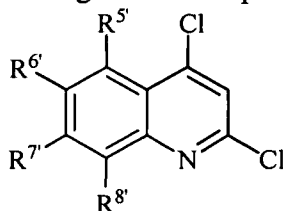
118. A method for inhibiting the activity of a serine protease, which comprises contacting the protease with the compound of any of claims 1 to 98 or the pharmaceutical composition of any of claims 99 to 107.

119. The method of claim 118, wherein the serine protease is an HCV NS3 protease.

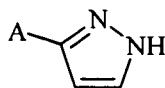
120. A method of preparing a quinoline having a structure of:



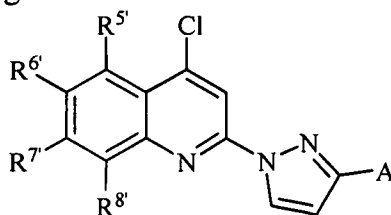
the method comprising the step of reacting a dichloroquinoline having a structure of:



with a pyrazole having a structure of



to form a chloroquinoline having a structure of:



wherein:

A is hydrogen, halo, cyano, or nitro; C₁₋₆ alkyl, C₂₋₆ alkenyl, C₂₋₆ alkynyl, C₃₋₇ cycloalkyl, C₆₋₁₄ aryl, heteroaryl, or heterocyclyl, each optionally substituted with one or more substituents Q; or -C(O)R^a, -C(O)OR^a, -C(O)NR^bR^c, -C(NR^a)NR^bR^c, -OR^a, -OC(O)R^a, -OC(O)OR^a, -OC(O)NR^bR^c, -OC(=NR^a)NR^bR^c, -OS(O)R^a, -OS(O)₂R^a, -OS(O)NR^bR^c, -OS(O)₂NR^bR^c, -NR^bR^c, -NR^aC(O)R^b, -NR^aC(O)OR^b, -NR^aC(O)NR^bR^c, -NR^aC(=NR^d)NR^bR^c, -NR^aS(O)R^b, -NR^aS(O)₂R^b, -NR^aS(O)NR^bR^c, -NR^aS(O)₂NR^bR^c, -SR^a, -S(O)R^a, or -S(O)₂R^a; wherein each R^a, R^b, R^c, and R^d is independently hydrogen; C₁₋₆ alkyl, C₂₋₆ alkenyl, C₂₋₆ alkynyl, C₃₋₇ cycloalkyl, C₆₋₁₄ aryl, heteroaryl, or heterocyclyl, each optionally substituted with one or more substituents Q; or R^b and R^c together with the N atom to which they are attached form heterocyclyl, optionally substituted with one or more substituents Q; and

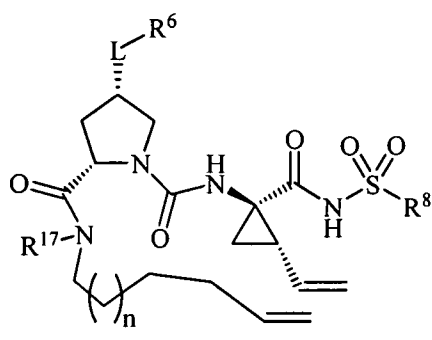
R^{5'}, R^{6'}, R^{7'}, and R^{8'} are each independently:

hydrogen, halo, cyano, trifluoromethyl, or nitro;

C₁₋₆ alkyl, C₂₋₆ alkenyl, C₂₋₆ alkynyl, C₃₋₇ cycloalkyl, C₆₋₁₄ aryl, heteroaryl, or heterocyclyl, each optionally substituted with one or more substituents Q; or -C(O)R^a, -C(O)OR^a, -C(O)NR^bR^c, -C(NR^a)NR^bR^c, -OR^a, -OC(O)R^a, -OC(O)OR^a, -OC(O)NR^bR^c, -OC(=NR^a)NR^bR^c, -OS(O)R^a, -OS(O)₂R^a, -OS(O)NR^bR^c, -OS(O)₂NR^bR^c, -NR^bR^c, -NR^aC(O)R^b, -NR^aC(O)OR^b, -NR^aC(O)NR^bR^c, -NR^aC(=NR^d)NR^bR^c, -NR^aS(O)R^b, -NR^aS(O)₂R^b, -NR^aS(O)NR^bR^c, -NR^aS(O)₂NR^bR^c, -SR^a, -S(O)R^a, or -S(O)₂R^a; wherein each R^a, R^b, R^c, and R^d is independently hydrogen; or C₁₋₆ alkyl, C₂₋₆ alkenyl, C₂₋₆ alkynyl, C₃₋₇ cycloalkyl, C₆₋₁₄ aryl, heteroaryl, or heterocyclyl, each optionally substituted with one or more substituents Q; or R^b and R^c together with the N atom to which they are attached form heterocyclyl, optionally substituted with one or more substituents Q.

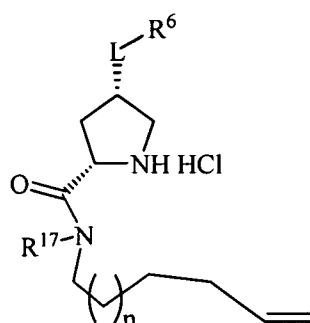
121. The method of claim 120, further comprising the step of converting the chloro to hydroxyl.

122. A method of preparing compound **129a** having a structure of:

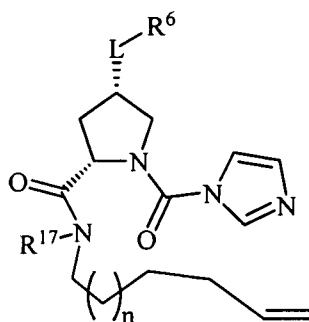


which comprises the steps of:

(a) reacting compound **127a** having a structure of:

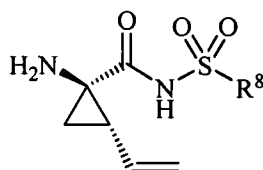


with CDI to form compound **128a** having a structure of:



128a ; and

(b) coupling compound **128a** with compound **128b** having a structure of:



to form compound **129a**;

wherein:

R^6 is hydrogen, C_{1-6} alkyl, C_{2-6} alkenyl, C_{2-6} alkynyl, C_{3-7} cycloalkyl, C_{6-14} aryl, heteroaryl, or heterocyclyl;

R^8 is independently hydrogen, C_{1-6} alkyl, C_{2-6} alkenyl, C_{2-6} alkynyl, C_{3-7}

cycloalkyl, C₆₋₁₄ aryl, heteroaryl, heterocyclyl, C₁₋₆ alkyl–C₃₋₇ cycloalkylene, –CH₂NR^{8a}R^{8b}, –CH(R^{8c})NR^{8a}R^{8b}, –CHR^{8c}CHR^{8d}NR^{8a}R^{8b}, or –CH₂CR^{8c}R^{8d}NR^{8a}R^{8b}, wherein:

each R^{8a}, R^{8c}, and R^{8d} is independently hydrogen, C₁₋₆ alkyl,

C₂₋₆ alkenyl, C₂₋₆ alkynyl, C₃₋₇ cycloalkyl, C₆₋₁₄ aryl, heteroaryl, heterocyclyl, or C₆₋₁₄ aryl–C₁₋₆ alkylene; and

each R^{8b} is independently hydrogen, C₁₋₆ alkyl, C₂₋₆ alkenyl,

C₂₋₆ alkynyl, C₃₋₇ cycloalkyl, C₆₋₁₄ aryl, heteroaryl, heterocyclyl, –S(O)_kR¹¹, –S(O)_kNR¹¹R¹², –C(O)R¹¹, –C(O)OR¹¹, –C(O)NR¹¹R¹², or –C(=NR¹³)NR¹¹R¹²; wherein each R¹¹, R¹², and R¹³ is independently hydrogen, C₁₋₆ alkyl, C₂₋₆ alkenyl, C₂₋₆ alkynyl, C₃₋₇ cycloalkyl, C₆₋₁₄ aryl, heteroaryl, or heterocyclyl; or R¹¹ and R¹² together with the N atom to which they are attached form heterocyclyl; or

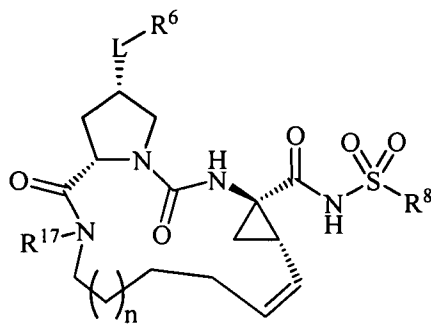
R^{8a} and R^{8b} together with the N atom to which they are attached form heterocyclyl;

R¹⁷ is hydrogen, C₁₋₆ alkyl, C₂₋₆ alkenyl, C₂₋₆ alkynyl, C₃₋₇ cycloalkyl, C₆₋₁₄ aryl, heteroaryl, or heterocyclyl;

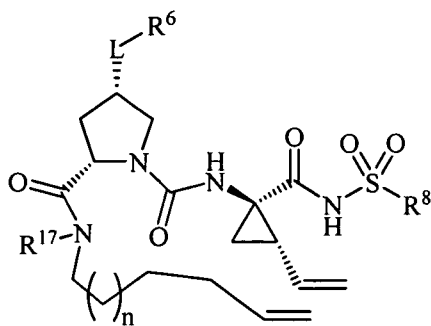
L is a bond, C₁₋₆ alkylene, C₃₋₇ cycloalkylene, C₂₋₆ alkenylene, C₂₋₆ alkynylene, X, or –(CR^{6a}R^{6b})_pX–; wherein p is an integer of 1, 2, or 3; R^{6a} and R^{6b} are each independently hydrogen, halo, cyano, hydroxyl, or alkoxy; and X is –O–, –C(O)–, –C(O)O–, –OC(O)O–, –C(O)NR¹⁴–, –NR¹⁴–, –NR¹⁴C(O)NR¹⁵–, –C(=NR¹⁴)NR¹⁵–, –NR¹⁴C(=NR¹⁵)NR¹⁶–, –S(O)_k–, –S(O)_kNR¹⁴–, –NR¹⁴S(O)_kNR¹⁵–, –P(O)(OR¹⁴)–, or –OP(O)(OR¹⁴)–, where each R¹⁴, R¹⁵, and R¹⁶ is independently hydrogen, C₁₋₆ alkyl, C₂₋₆ alkenyl, C₂₋₆ alkynyl, C₃₋₇ cycloalkyl, C₆₋₁₄ aryl, heteroaryl, or heterocyclyl; and each k is independently an integer of 1 or 2; and

n is an integer of 0, 1, 2, 3, 4, or 5.

123. A method of preparing compound **7** having a structure of:



which comprises the step of contacting compound **129a** having the structure of:



with a ring closure metathesis catalyst;
wherein:

R^6 is hydrogen, C_{1-6} alkyl, C_{2-6} alkenyl, C_{2-6} alkynyl, C_{3-7} cycloalkyl, C_{6-14} aryl, heteroaryl, or heterocyclyl;

R^8 is independently hydrogen, C_{1-6} alkyl, C_{2-6} alkenyl, C_{2-6} alkynyl, C_{3-7} cycloalkyl, C_{6-14} aryl, heteroaryl, heterocyclyl, C_{1-6} alkyl- C_{3-7} cycloalkylene, $-CH_2NR^{8a}R^{8b}$, $-CH(R^{8c})NR^{8a}R^{8b}$, $-CHR^{8c}CHR^{8d}NR^{8a}R^{8b}$, or $-CH_2CR^{8c}R^{8d}NR^{8a}R^{8b}$, wherein:

each R^{8a} , R^{8c} , and R^{8d} is independently hydrogen, C_{1-6} alkyl, C_{2-6} alkenyl, C_{2-6} alkynyl, C_{3-7} cycloalkyl, C_{6-14} aryl, heteroaryl, heterocyclyl, or C_{6-14} aryl- C_{1-6} alkylene; and

each R^{8b} is independently hydrogen, C_{1-6} alkyl, C_{2-6} alkenyl, C_{2-6} alkynyl, C_{3-7} cycloalkyl, C_{6-14} aryl, heteroaryl, heterocyclyl, $-S(O)_kR^{11}$, $-S(O)_kNR^{11}R^{12}$, $-C(O)R^{11}$, $-C(O)OR^{11}$, $-C(O)NR^{11}R^{12}$, or $-C(=NR^{13})NR^{11}R^{12}$; wherein each R^{11} , R^{12} , and R^{13} is independently hydrogen, C_{1-6} alkyl, C_{2-6} alkenyl, C_{2-6} alkynyl, C_{3-7} cycloalkyl, C_{6-14} aryl, heteroaryl, or heterocyclyl; or R^{11} and R^{12} together with the N atom to which they are attached form heterocyclyl; or

R^{8a} and R^{8b} together with the N atom to which they are attached form heterocyclyl;

R^{17} is hydrogen, C_{1-6} alkyl, C_{2-6} alkenyl, C_{2-6} alkynyl, C_{3-7} cycloalkyl, C_{6-14} aryl, heteroaryl, or heterocyclyl;

L is a bond, C_{1-6} alkylene, C_{3-7} cycloalkylene, C_{2-6} alkenylene, C_{2-6} alkynylene, X , or $-(CR^{6a}R^{6b})_pX-$; wherein p is an integer of 1, 2, or 3; R^{6a} and R^{6b} are each independently hydrogen, halo, cyano, hydroxyl, or alkoxy; and X is $-O-$, $-C(O)-$, $-C(O)O-$, $-OC(O)O-$, $-C(O)NR^{14}-$, $-NR^{14}-$, $-NR^{14}C(O)NR^{15}-$, $-C(=NR^{14})NR^{15}-$, $-NR^{14}C(=NR^{15})NR^{16}-$, $-S(O)_k-$, $-S(O)_kNR^{14}-$, $-NR^{14}S(O)_kNR^{15}-$, $-P(O)(OR^{14})-$, or $-OP(O)(OR^{14})-$, where each R^{14} , R^{15} , and R^{16} is independently hydrogen, C_{1-6} alkyl, C_{2-6} alkenyl, C_{2-6} alkynyl, C_{3-7} cycloalkyl, C_{6-14} aryl, heteroaryl, or heterocyclyl; and each k is independently an integer of 1 or 2; and

n is an integer of 0, 1, 2, 3, 4, or 5.