

(No Model.)

W. W. CAMPBELL.
COMBINED BAGGAGE CHECK AND SEAL.

No. 426,582.

Patented Apr. 29, 1890.

Fig. 1.

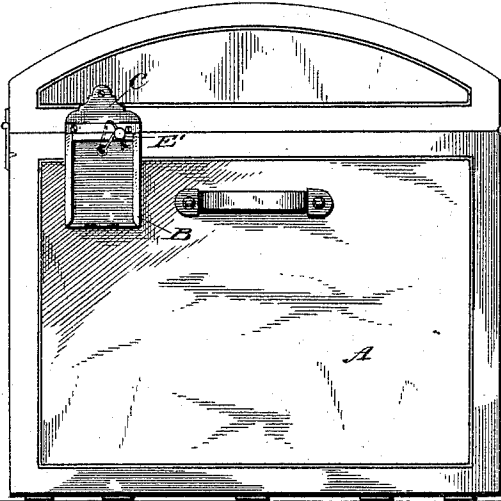
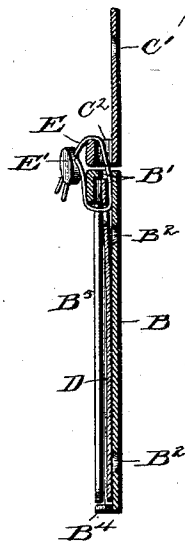
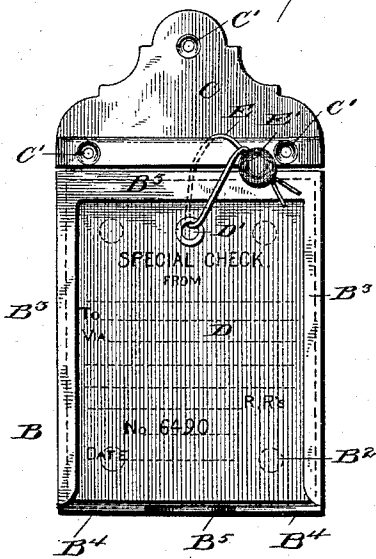


Fig. 2.

Fig. 3.



Witnesses

L. C. Hills

James Mac Kaye

Inventor

W. W. Campbell

E. B. Stocking
Attorney

UNITED STATES PATENT OFFICE.

WILLIAM W. CAMPBELL, OF SEDALIA, MISSOURI.

COMBINED BAGGAGE CHECK AND SEAL.

SPECIFICATION forming part of Letters Patent No. 426,582, dated April 29, 1890.

Application filed November 14, 1889. Serial No. 330,284. (No model.)

To all whom it may concern:

Be it known that I, WILLIAM W. CAMPBELL, a citizen of the United States, residing at Sedalia, in the county of Pettis, State of Missouri, have invented a certain new and useful Combined Sealing and Checking Attachment, of which the following is a specification, reference being had therein to the accompanying drawings.

This invention has relation to an attachment for pieces of baggage and other packages employed in the transportation of articles; and the object of the invention is to provide not only a means for preventing unauthorized tampering with the contents of such pieces or packages, but also for removably attaching baggage and other checks.

In the present custom of checking the check-strap is usually connected to the handle of a trunk. In the present instance the check is inserted in a check-holder adapted to retain the same against accidental displacement and the holder is adapted also to co-operate with a keeper, which, together with the holder, is adapted to receive a sealing-wire, so that the check cannot be removed from the holder without breaking the seal. Furthermore, the holder and keeper are so relatively arranged with the joint-line of a package that the package cannot be opened without destroying the seal. Furthermore, the holder is so arranged with recesses in end walls B⁴ that the check, when once in position, is secured from accidental displacement, thus making a perfectly safe check without being attached in any way to the sealing-wire, if this course is for any reason deemed the best. The results accomplished are security in the attachment of a check to the piece of baggage or package and security to or of the contents of that package, whereby not only are outsiders prevented from tampering with the package or its contents, but those persons who rightfully have charge of and handle baggage and packages are prevented from interfering with the same.

Other objects and advantages will appear in the following description, and the novel features thereof will be particularly pointed out in the claims.

Referring to the drawings, A represents a trunk or other package intended for the transportation of goods, apparel, or any other article

or articles. On the body of the package there is secured a check-holder B, while on the cover there is secured a keeper C. These are arranged so that one shall be adjacent to the other when the package is closed, and they are preferably located near the front and on one end of a trunk, as clearly shown in Figure 1. In packages not having hinged covers the attachments may be duplicated or any number desired may be employed; but for trunks one attachment is sufficient to attain the objects of the invention.

Fig. 2 represents the device detached from the trunk, and Fig. 3 a section thereof.

The form of holder and keeper herein shown is but one of many which may be adopted, but indicates with sufficient clearness the principle and mode of operation of the invention.

The keeper C consists of a plate, which by reason of perforations C', may be riveted or otherwise secured to the lid portion of a package. At that edge of the keeper which substantially coincides with the edge of the lid or cover there is formed a slot or opening C², Fig. 2, for the passage of a sealing-wire or of the strap of the baggage-check now in use, or of both, when occasion requires. The holder B may also be of any usual construction having the requisite companion slot or opening B' for the passage of the sealing-wire or check-strap, as above, and apertures B², or by extensions from the sides for riveting or otherwise securing the same to the trunk or package.

Now it will be seen that as thus far described a check D, having an eyelet D', may be secured in the holder by the sealing-wire E, having the seal E' compressed on the two ends thereof, and that the said check cannot be removed without mutilating the same, nor when the attachments are applied to the lid and body of a package or trunk can the trunk be opened, even if the lock is picked without mutilating the check and seal, and showing that the package has been tampered with.

Additional details of the construction are shown for the purpose of rendering protection for the check against injury and displacement; but these are not material to the invention. They consist of flanges B³, extending on three sides of the holder B, and an end wall B⁴, having a recess B⁵, to permit

of the introduction of a finger beneath the edge of the check D to lift the same above the said end wall, permitting of the withdrawal of the check after the sealing-wire has been severed. The check-card can also be placed securely in the holder independent of the sealing-wire, thus giving a separate seal and check, when desired.

What I claim is—

- 10 1. A combined check holding and sealing attachment consisting of a holder and a keeper, the one formed with flanges to retain a check and designed to be attached to a receptacle and the other to its cover, the adjacent edges
15 of the holder and keeper being formed with coincident longitudinal openings to receive a sealing-wire to unite the two, said sealing-wire being designed to be broken by the separation of the cover and body of the receptacle,
20 substantially as specified.
2. A keeper designed to be secured to the end of the lid or cover and provided with an opening adapted to receive a sealing-wire and strap of check now in use, and a check-holder
25 designed to be secured to the body of the package adjacent to said keeper and provided with an opening adapted to receive a sealing-wire and strap of check now in use,

and a sealing-wire arranged to pass through the openings of both the keeper and the holder, substantially as specified. 30

3. A keeper designed to be located at the edge of the end of the cover and provided with a sealing-wire opening, a holder designed to be secured to the body adjacent to the said
35 keeper and provided with a sealing-wire opening, a check provided with a sealing-wire opening, and a sealing-wire arranged in the openings of the check, the holder, and the keeper, and having its ends adapted to be sealed, sub-
40 stantially as specified.

4. The baggage and sealing check attachment herein described, consisting of a keeper C, provided with the opening C' and adapted for attachment to a package, the holder B,
45 having the opening B', flanges B³, and recessed end wall B⁴, combined with the sealing-wire passed through said openings and through an opening in a check, and a seal upon said wire, substantially as specified. 50

In testimony whereof I affix my signature in presence of two witnesses.

WILLIAM W. CAMPBELL.

Witnesses:

JAMES M. BYLER,
JAMES CAMPBELL.