

No. 899,474.

PATENTED JUNE 2, 1908.

H. L. MEDLEY.  
CORK EXTRACTOR.  
APPLICATION FILED OCT. 9, 1907

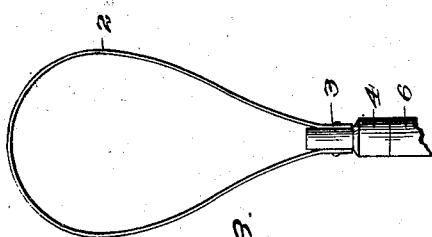


Fig. 3.

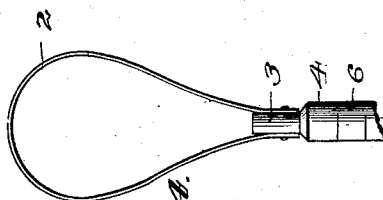


Fig. 4.




Fig. 2.

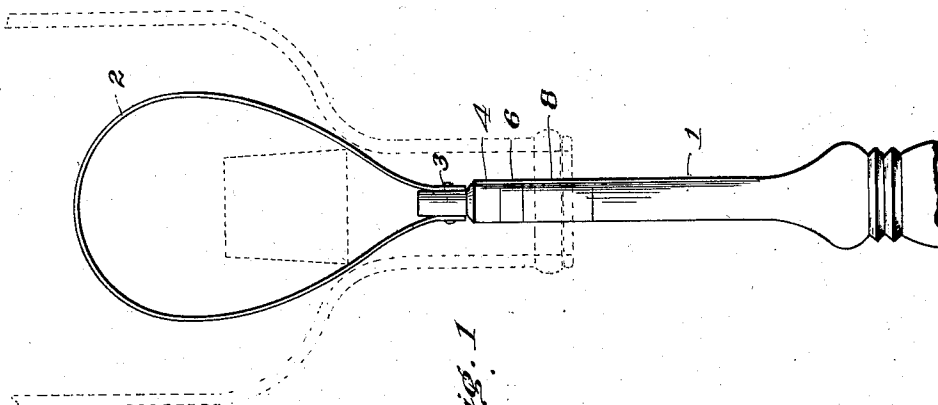


Fig. 1

Witnesses

*Johnnie*  
*W. V. Woodson*

By

Inventor  
*Harry L. Medley.*

*Pharney*  
Attorneys

# UNITED STATES PATENT OFFICE.

HARRY L. MEDLEY, OF COSMOPOLIS, WASHINGTON.

## CORK-EXTRACTOR.

No. 889,474.

Specification of Letters Patent.

Patented June 2, 1908.

Application filed October 9, 1907. Serial No. 396,684.

*To all whom it may concern:*

Be it known that I, HARRY L. MEDLEY, citizen of the United States, residing at Cosmopolis, in the county of Chehalis and State of Washington, have invented certain new and useful Improvements in Cork-Extractors, of which the following is a specification.

The object of this invention is an improved cork extractor which is designed to withdraw corks that have been pushed down the neck of a bottle into the body thereof, and the invention consists in certain constructions and arrangements of parts that I shall hereinafter fully describe and then point out the novel features in the appended claims.

For a full understanding of the invention, reference is to be had to the following description and accompanying drawings, in which:

Figure 1 is an elevation of the cork extractor applied. Fig. 2 is a similar view of parts detached and extended. Figs. 3 and 4 illustrate modifications.

Corresponding and like parts are referred to in the following description and indicated in all the views of the drawings by the same reference characters.

My improved cork extractor embodies a handle 1 and a loop 2 composed of a strip of spring material secured to said handle. In the preferred construction of the invention the loop 2 is secured to a tongue 3 formed on one end of a connecting member 4, said connecting member being provided on its other end with a threaded pin 5. The handle 1 is fitted with a metallic end 6 which is formed with a threaded socket 7 designed to receive the threaded pin 5 of the connecting member 4. The metallic end 6 is secured to the handle by a ferrule 8 which fits over

the reduced ends 1<sup>a</sup>, 6<sup>a</sup> of the main portion of the handle and the metallic end 6, respectively, being secured thereto by pins 9 or other fastening devices.

In operation the sides of the spring loop are pressed together and inserted in a bottle from which it is desired to extract a cork that is in the body thereof. The bottle is inverted to allow the cork to center at the neck of the bottle as shown in Fig. 1, the loop is pulled tight around the cork and said cork withdrawn through said neck.

The handle of the device is provided with a detachable connecting member in order that a connecting member with a loop of a more suitable size may be secured thereto when necessary. The device is preferably to be provided with a set of three of these connecting members as shown, which are adapted to extract small, large and medium sized corks respectively.

Having thus described the invention, what I claim is:

A cork extractor comprising a handle having a reduced portion, a metallic end formed with a reduced portion, a ferrule fitting over the reduced portions of the handle and the metallic end and securing the latter to the former, said metallic end being formed with a threaded socket, a connecting member provided at one end with a threaded pin engaged in the socket and at its opposite end with a tongue, and a spring loop secured at its ends to the tongue.

In testimony whereof I affix my signature in presence of two witnesses.

HARRY L. MEDLEY. [L. s.]

Witnesses:

JAMES C. HAMMOND,  
WARD ROSS.