



US00D426862S

**United States Patent** [19]  
**Sandoval**

[11] **Patent Number: Des. 426,862**  
[45] **Date of Patent: \*\* Jun. 20, 2000**

[54] **REVOLVING WEIGHT LIFTING BAR**

[76] Inventor: **Martin Sandoval**, 22213 Ibex Ave.,  
Hawaiian Gardens, Calif. 90716

[\*\*] Term: **14 Years**

[21] Appl. No.: **29/109,411**

[22] Filed: **Aug. 13, 1999**

[51] **LOC (7) Cl.** ..... **21-02**

[52] **U.S. Cl.** ..... **D21/681; D21/679**

[58] **Field of Search** ..... D21/679, 681,  
D21/684, 680, 682, 662; 482/92, 106, 105,  
107, 108

[56] **References Cited**

**U.S. PATENT DOCUMENTS**

D. 261,788	11/1981	Burns	.....	D21/682
D. 287,526	12/1986	Brockett et al.	.....	D21/681
D. 397,174	8/1998	Sandoval	.....	D21/681
D. 409,696	5/1999	Sandoval	.....	D21/681
D. 418,558	1/2000	Sandoval	.....	D21/681

2,722,419	11/1955	Tarapczynski	.....	482/106
4,288,073	9/1981	Petrachonis et al.	.....	482/106
4,531,729	7/1985	Wrinkle	.....	482/106
4,605,222	8/1986	Shannon	.....	482/106
5,221,244	6/1993	Doss	.....	482/106

*Primary Examiner*—Philip S. Hyder

[57] **CLAIM**

The ornamental design for a revolving weight lifting bar, as shown and described.

**DESCRIPTION**

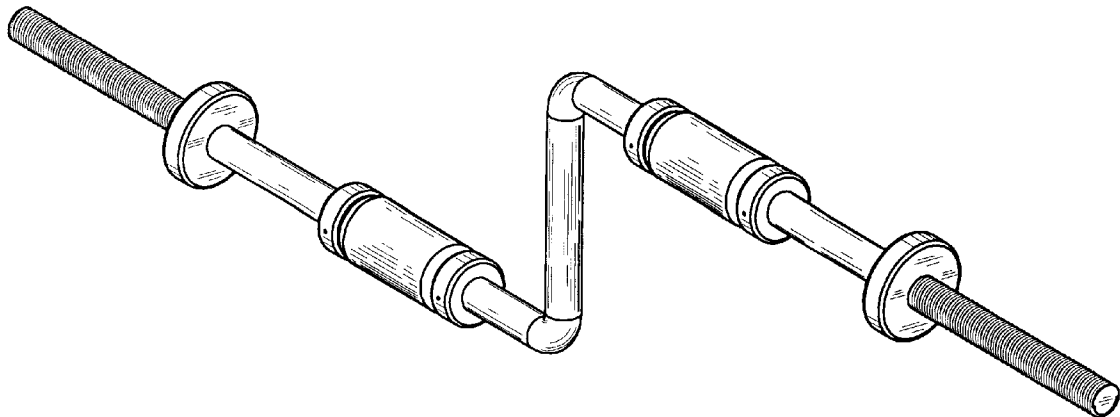
FIG. 1 is a front, top and right side perspective view showing my new design.

FIG. 2 is a right side view thereof, the left side being an inverted mirror image.

FIG. 3 is a top view thereof, the bottom view being a mirror image; and,

FIG. 4 is a front view thereof, the rear view being a mirror image.

**1 Claim, 1 Drawing Sheet**



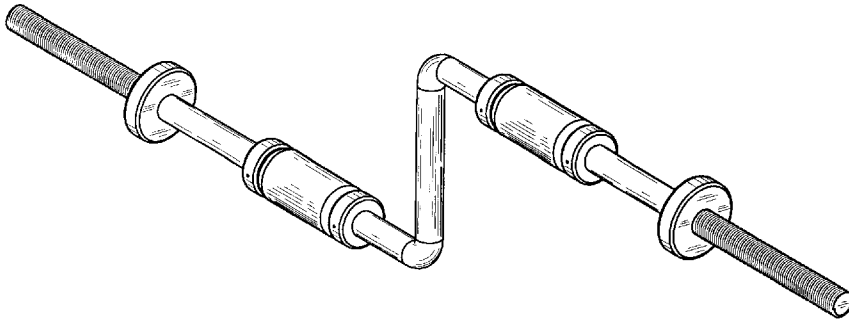


FIG. 1

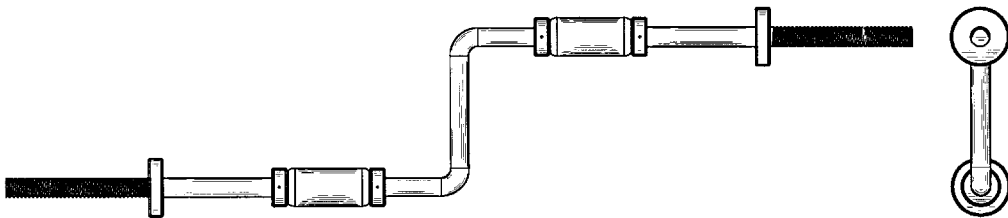


FIG. 3

FIG. 2

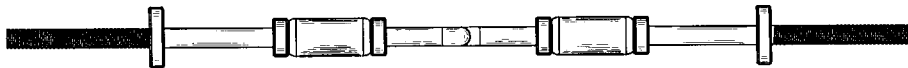


FIG. 4