



US00D337322S

# United States Patent [19]

[11] **Patent Number: Des. 337,322**

Tso

[45] **Date of Patent: \*\* Jul. 13, 1993**

[54] **COMPUTER DIGITIZING TABLET**

[76] **Inventor: Shih Y. Tso**, 11Fl., No. 116, Sec. 2, Nanking E. Rd., Taipei, Taiwan

[\*\*] **Term: 14 Years**

[21] **Appl. No.: 654,902**

[22] **Filed: Feb. 13, 1991**

[52] **U.S. Cl. .... D14/114; D19/52**

[58] **Field of Search .... D14/113-116, D14/103; 248/441.1, 444.1, 445-447; 340/306, 309; 178/18-19; D19/52, 86, 91; D10/46**

[56] **References Cited**

**U.S. PATENT DOCUMENTS**

- D. 284,084 6/1986 Fewara, Jr. .... D14/114
- D. 308,055 5/1990 Tedham et al. .... D14/114
- D. 308,198 5/1990 Tedham et al. .... D14/114
- D. 308,364 6/1990 Beasley, Jr. et al. .... D14/114

- D. 313,409 1/1991 Chowdhree et al. .... D14/114
- 4,745,491 5/1988 Kishi et al. .... 178/18 X

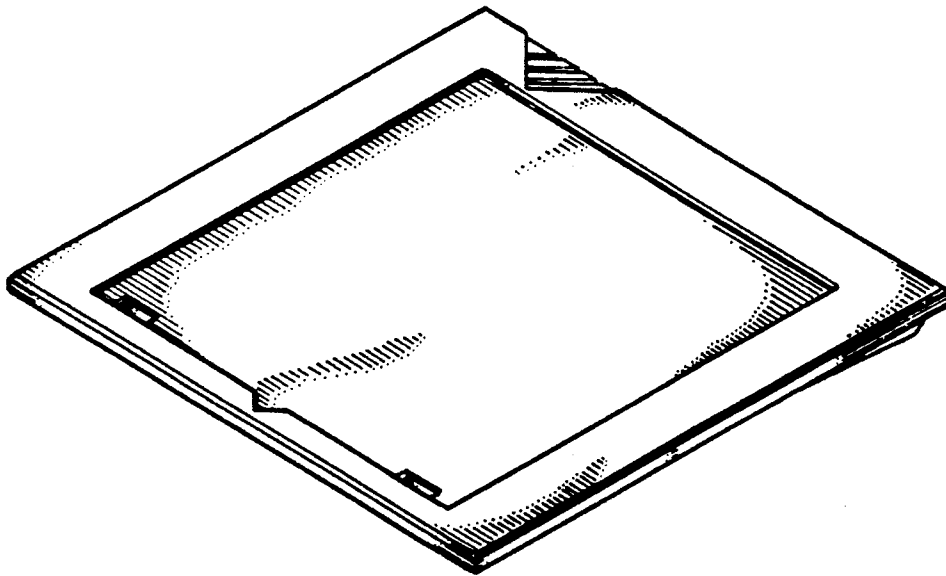
*Primary Examiner*—Wallace R. Burke  
*Assistant Examiner*—M. H. Tung  
*Attorney, Agent, or Firm*—Dellett, Smith-Hill and Bedell

[57] **CLAIM**

The ornamental design for a computer digitizing tablet, as shown and described.

**DESCRIPTION**

FIG. 1 is a perspective view of a computer digitizing tablet showing my design;  
 FIG. 2 is a front elevational view thereof;  
 FIG. 3 is a rear elevational view thereof;  
 FIG. 4 is a left side elevational view thereof, the right side view being a mirror image of that shown;  
 FIG. 5 is a top plan view thereof; and,  
 FIG. 6 is a bottom plan view thereof.



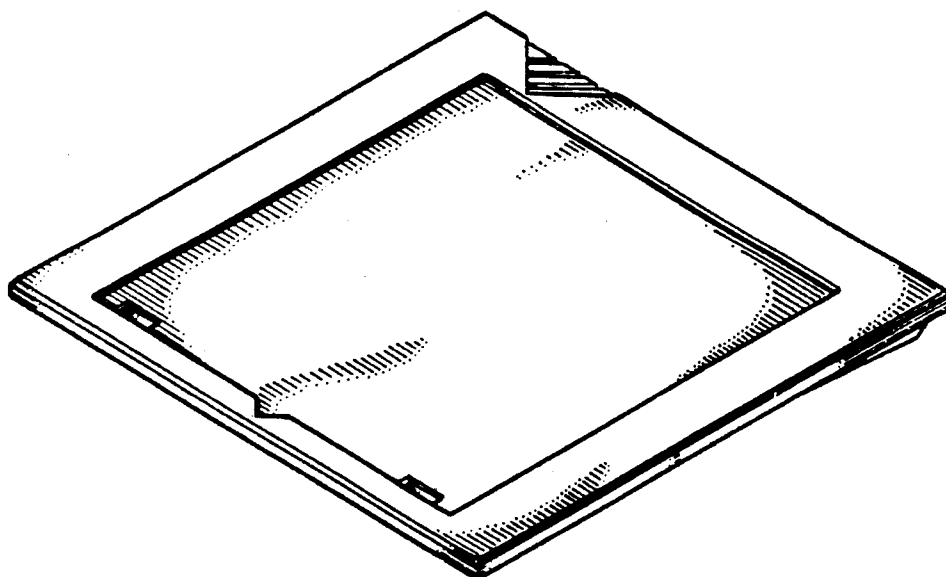



FIG. 1.



*FIG. 2.*



*FIG. 3.*



*FIG. 4.*

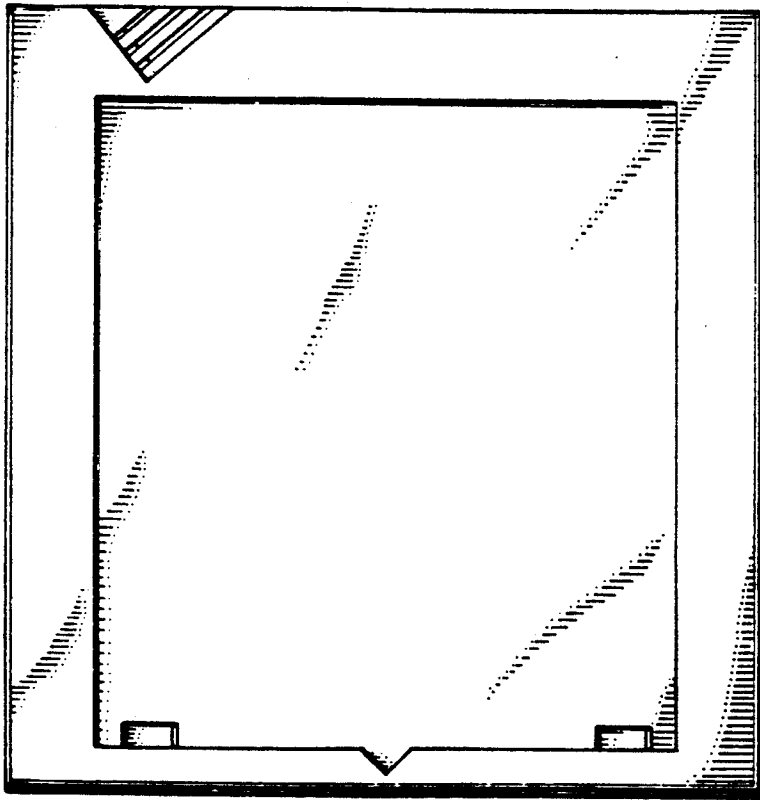
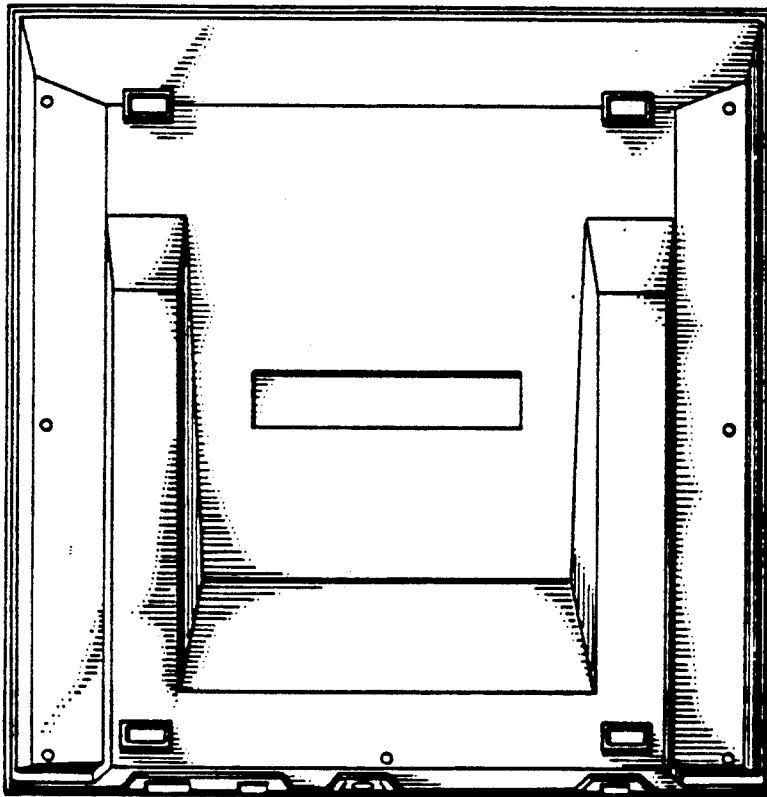


FIG. 5.



*FIG. 6.*