



US00D713208S

(12) **United States Design Patent**
Clark

(10) **Patent No.:** **US D713,208 S**

(45) **Date of Patent:** **** Sep. 16, 2014**

(54) **TWO CUP TRAY**

(71) Applicant: **Party Green Inc.**, Oakley, CA (US)

(72) Inventor: **Ronald Clark**, Oakley, CA (US)

(**) Term: **14 Years**

(21) Appl. No.: **29/464,949**

(22) Filed: **Aug. 22, 2013**

(51) **LOC (10) Cl.** **07-01**

(52) **U.S. Cl.**

USPC **D7/553.5**

(58) **Field of Classification Search**

USPC D7/550.1, 565-566, 570, 584, 586, 588,
D7/554.2, 545, 505, 507, 509-510, 553.4,
D7/553.5; D9/431-432; 220/23.83, 657,
220/654, 771, 904, 574, 212, 574.4, 575,
220/561; 206/307, 308.1, 308.3, 504, 564,
206/440, 561

See application file for complete search history.

(56) **References Cited**

U.S. PATENT DOCUMENTS

2,897,974 A * 8/1959 Cook 211/74
D378,477 S * 3/1997 Sussman D6/406.6
D404,218 S * 1/1999 Sussman D6/406.5
D421,365 S * 3/2000 Miller et al. D7/553.4
D450,130 S * 11/2001 Goldstein D24/227

D479,439 S * 9/2003 Joss et al. D7/553.4
D573,409 S * 7/2008 Lovett D7/553.3
D591,560 S * 5/2009 Lackey et al. D7/553.8
D595,094 S * 6/2009 Vernes et al. D7/553.4
D596,444 S * 7/2009 Harvey D7/354
D600,504 S * 9/2009 Clark D7/553.5
D653,049 S * 1/2012 Goldszer D6/406.3
8,167,129 B2 * 5/2012 Hatcher 206/565
D680,379 S * 4/2013 Lackey D7/553.2
D685,613 S * 7/2013 Baez D7/553.1
D691,855 S * 10/2013 Dabney-Wiggs D7/553.2
D691,856 S * 10/2013 Dabney-Wiggs D7/553.2

* cited by examiner

Primary Examiner — Kelley Donnelly

(74) *Attorney, Agent, or Firm* — Stuart J. West; Shaun Sluman; West & Associates, A PC

(57) **CLAIM**

The ornamental design for the two cup tray, as shown.

DESCRIPTION

FIG. 1 depicts an isometric view of the two cup tray.

FIG. 2 depicts a side view of the two cup tray.

FIG. 3 depicts a side view of the two cup tray.

FIG. 4 depicts a side view of the two cup tray.

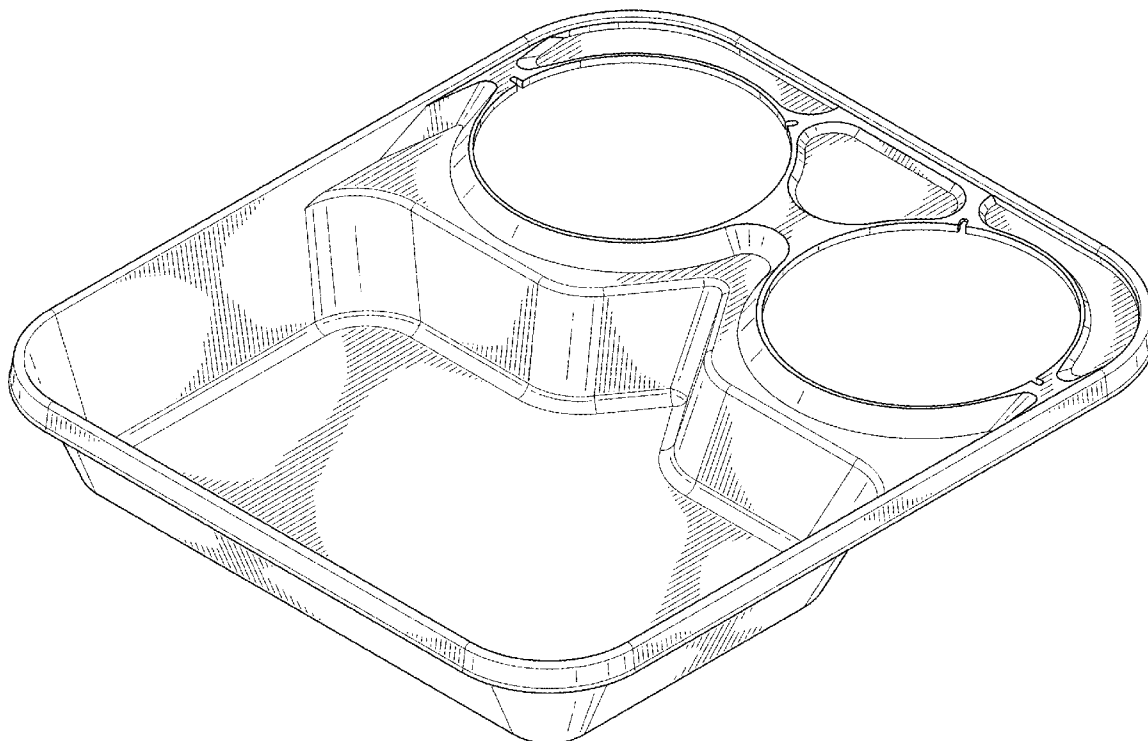
FIG. 5 depicts a side view of the two cup tray.

FIG. 6 depicts a top view of the two cup tray.

FIG. 7 depicts a bottom view of the two cup tray; and,

FIG. 8 depicts a bottom isometric view of the two cup tray.

1 Claim, 6 Drawing Sheets



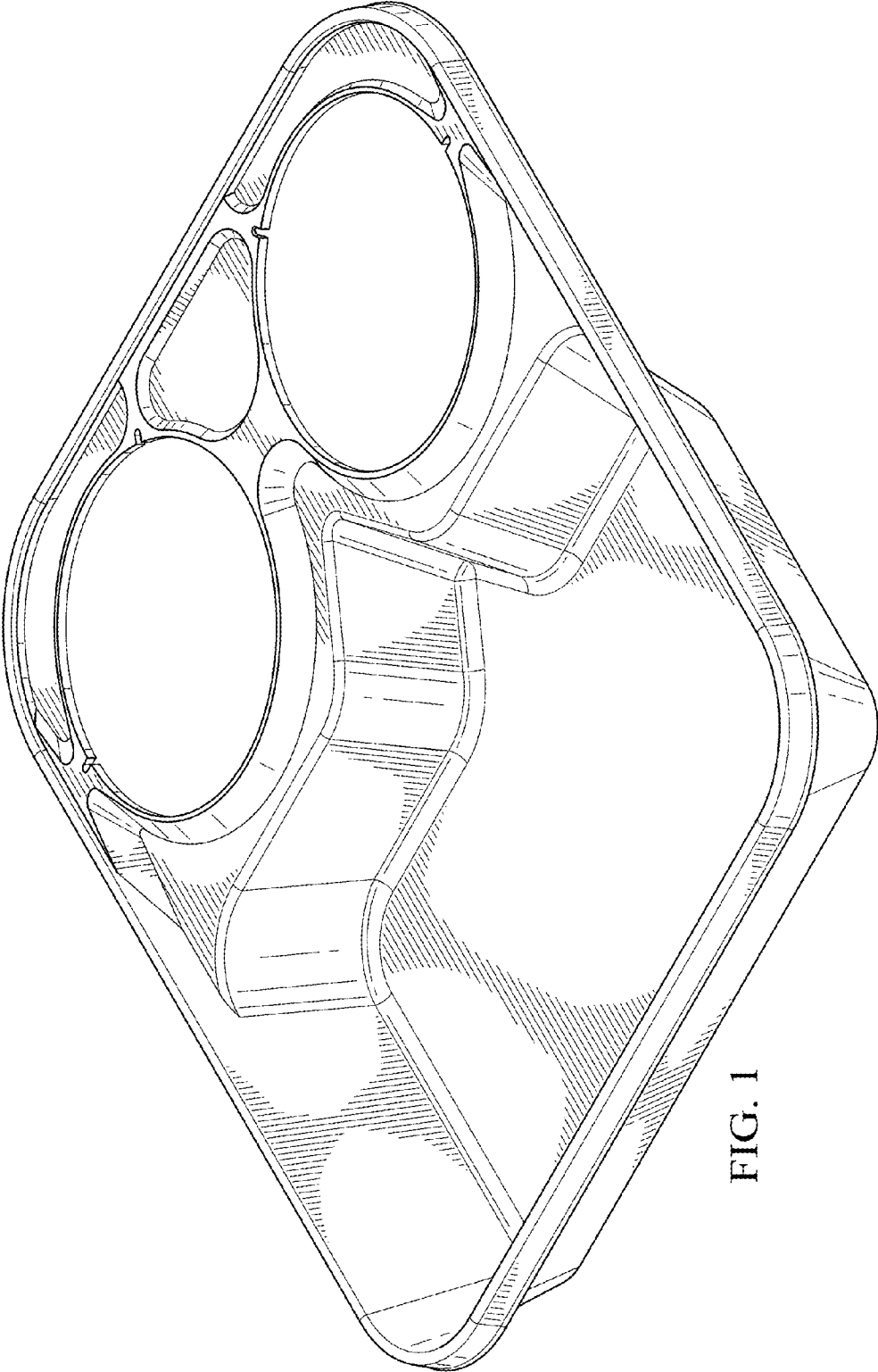


FIG. 1

FIG. 2




FIG. 3

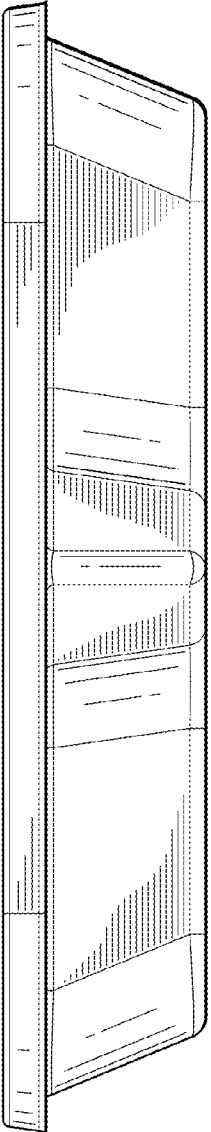


FIG. 4

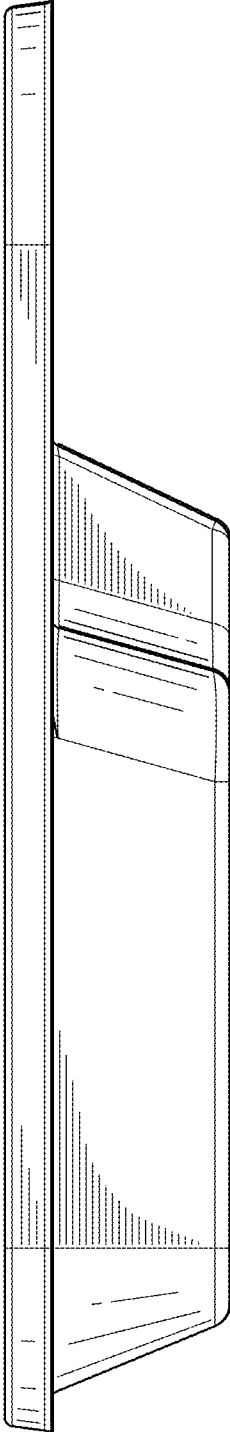


FIG. 5

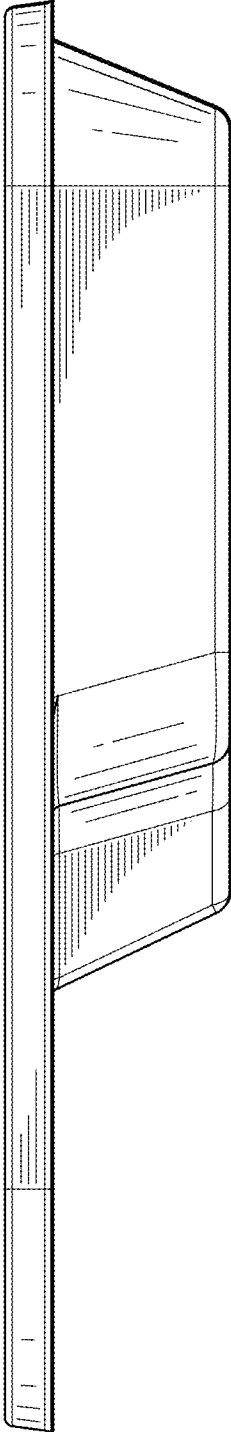


FIG. 6

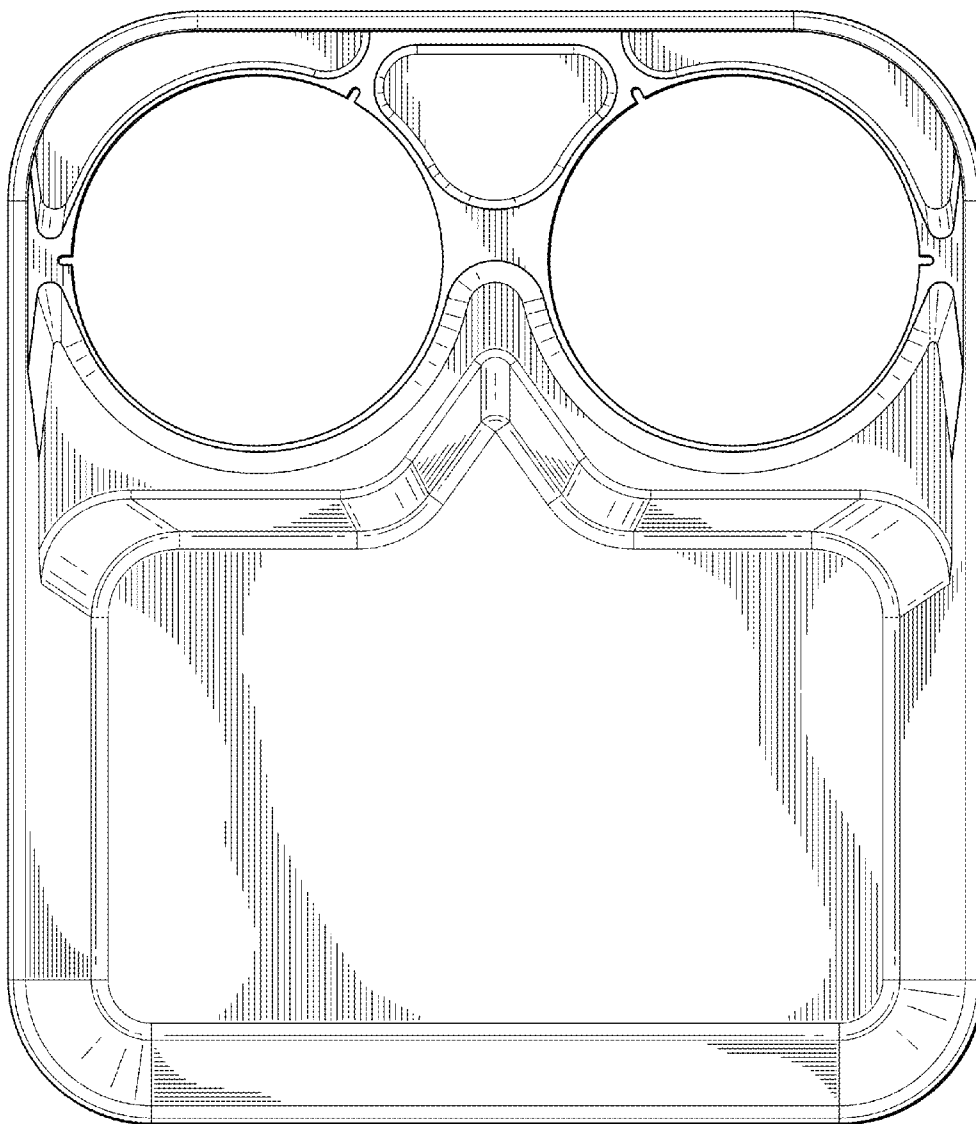



FIG. 7



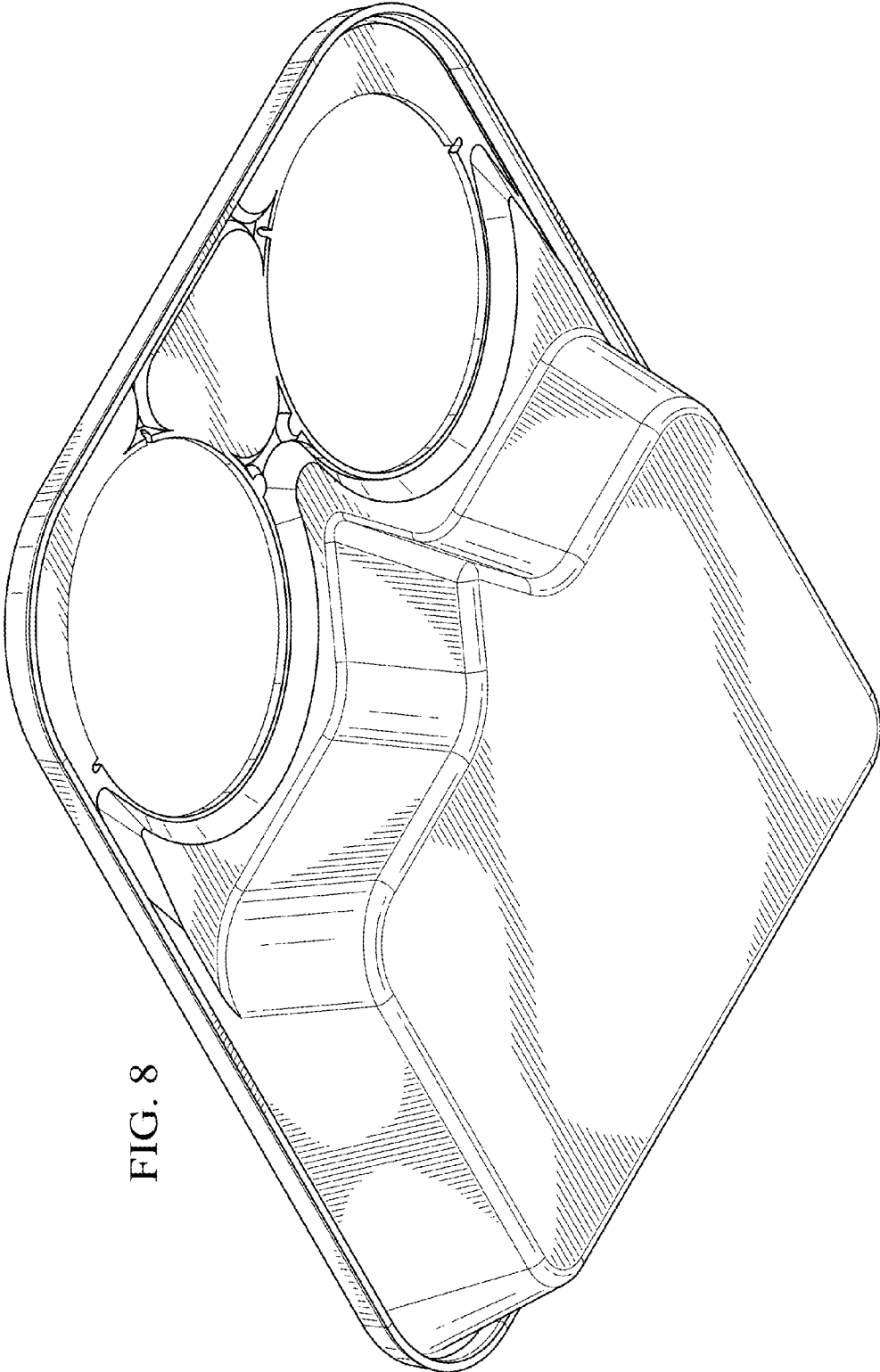


FIG. 8