

(12) INTERNATIONAL APPLICATION PUBLISHED UNDER THE PATENT COOPERATION TREATY (PCT)

(19) World Intellectual Property

Organization

International Bureau

(43) International Publication Date

16 May 2019 (16.05.2019)



(10) International Publication Number

WO 2019/094641 A1

(51) International Patent Classification:

C07D 217/22 (2006.01) A61P 35/00 (2006.01)  
C07D 401/04 (2006.01) A61K 31/472 (2006.01)  
C07D 403/04 (2006.01) A61K 31/4725 (2006.01)  
C07D 239/84 (2006.01) A61K 31/505 (2006.01)  
C07D 413/04 (2006.01) A61K 31/506 (2006.01)  
C07D 417/04 (2006.01)

TR), OAPI (BF, BJ, CF, CG, CI, CM, GA, GN, GQ, GW, KM, ML, MR, NE, SN, TD, TG).

Declarations under Rule 4.17:

- as to applicant's entitlement to apply for and be granted a patent (Rule 4.17(ii))
- as to the applicant's entitlement to claim the priority of the earlier application (Rule 4.17(iii))

(21) International Application Number:

PCT/US2018/059894

Published:

- with international search report (Art. 21(3))
- with sequence listing part of description (Rule 5.2(a))

(22) International Filing Date:

08 November 2018 (08.11.2018)

(25) Filing Language:

English

(26) Publication Language:

English

(30) Priority Data:

62/584,575 10 November 2017 (10.11.2017) US  
62/678,723 31 May 2018 (31.05.2018) US

(71) Applicant: QUENTIS THERAPEUTICS, INC.

[US/US]; 430 East 29th Street, Suite 1005, New York, New York 10016 (US).

(72) Inventors: VACCA, Joseph P.; 430 East 29th Street, Suite

1005, New York, New York 10016 (US). LI, Dansu; 430 East 29th Street, Suite 1005, New York, New York 10016 (US). BETTIGOLE, Sarah; 430 East 29th Street, Suite 1005, New York, New York 10016 (US).

(74) Agent: SCARR, Rebecca, B.; McNeill Baur PLLC, 500

W. Silver Spring Drive, Suite K-200, Glendale, WI 53217 (US).

(81) Designated States (unless otherwise indicated, for every

kind of national protection available): AE, AG, AL, AM, AO, AT, AU, AZ, BA, BB, BG, BH, BN, BR, BW, BY, BZ, CA, CH, CL, CN, CO, CR, CU, CZ, DE, DJ, DK, DM, DO, DZ, EC, EE, EG, ES, FI, GB, GD, GE, GH, GM, GT, HN, HR, HU, ID, IL, IN, IR, IS, JO, JP, KE, KG, KH, KN, KP, KR, KW, KZ, LA, LC, LK, LR, LS, LU, LY, MA, MD, ME, MG, MK, MN, MW, MX, MY, MZ, NA, NG, NI, NO, NZ, OM, PA, PE, PG, PH, PL, PT, QA, RO, RS, RU, RW, SA, SC, SD, SE, SG, SK, SL, SM, ST, SV, SY, TH, TJ, TM, TN, TR, TT, TZ, UA, UG, US, UZ, VC, VN, ZA, ZM, ZW.

(84) Designated States (unless otherwise indicated, for every

kind of regional protection available): ARIPO (BW, GH, GM, KE, LR, LS, MW, MZ, NA, RW, SD, SL, ST, SZ, TZ, UG, ZM, ZW), Eurasian (AM, AZ, BY, KG, KZ, RU, TJ, TM), European (AL, AT, BE, BG, CH, CY, CZ, DE, DK, EE, ES, FI, FR, GB, GR, HR, HU, IE, IS, IT, LT, LU, LV, MC, MK, MT, NL, NO, PL, PT, RO, RS, SE, SI, SK, SM,

(54) Title: IRE1 SMALL MOLECULE INHIBITORS

(57) Abstract: Provided herein are small molecule inhibitors for the targeting or IRE1 protein family members. Binding may be direct or indirect. Further provided herein are methods of using IRE1 small molecule inhibitors for use in treating or ameliorating cancer in a subject. Moreover, IRE1 small molecule inhibitors described herein are for the treatment of cancer, where the cancer is a solid or hematologic cancer.



WO 2019/094641 A1

## IRE1 SMALL MOLECULE INHIBITORS

## CROSS-REFERENCE

[0001] This application claims the benefit of U.S. Provisional Patent Application No. 62/678,723 filed on May 31, 2018, and U.S. Provisional Patent Application No. 62/584,575 filed on November 10, 2017, which are incorporated herein by reference in their entirety.

## SEQUENCE LISTING

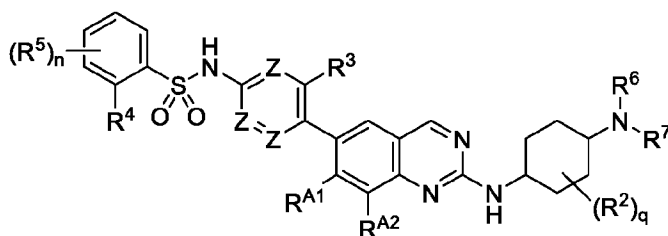
[0002] The instant application contains a Sequence Listing which has been submitted electronically in ASCII format and is hereby incorporated by reference in its entirety. Said ASCII copy, created on October 29, 2018, is named 51089-715\_601\_SL.txt and is 28,620 bytes in size.

## BACKGROUND

[0003] Aggressive tumors have evolved strategies that enable them to thrive under constant adverse conditions. For example, cancer cells respond to hypoxia, nutrient starvation, oxidative stress, and high metabolic demand by adjusting their protein folding capacity via the endoplasmic reticulum (ER) stress response pathway. There exists a need for improved methods and compositions to target cancer cells and counter their mechanisms of survival.

## BRIEF SUMMARY

[0004] Provided in one aspect is a compound of Formula (I), or a pharmaceutically acceptable salt, or solvate thereof:



Formula (I)

wherein,

each Z is independently N or CR<sup>1</sup>, provided that at least one Z is N;

each R<sup>1</sup> is independently H, halogen, -CN, -OR<sup>8</sup>, -SR<sup>8</sup>, -S(=O)R<sup>9</sup>, -S(=O)<sub>2</sub>R<sup>9</sup>, -

S(=O)<sub>2</sub>N(R<sup>8</sup>)<sub>2</sub>, -NR<sup>8</sup>S(=O)<sub>2</sub>R<sup>9</sup>, -C(=O)R<sup>9</sup>, -OC(=O)R<sup>9</sup>, -C(=O)OR<sup>8</sup>, -OC(=O)OR<sup>9</sup>, -

N(R<sup>8</sup>)<sub>2</sub>, -OC(=O)N(R<sup>8</sup>)<sub>2</sub>, -NR<sup>8</sup>C(=O)R<sup>9</sup>, -NR<sup>8</sup>C(=O)OR<sup>9</sup>, optionally substituted C<sub>1</sub>-

C<sub>4</sub>alkyl, optionally substituted C<sub>1</sub>-C<sub>4</sub>fluoroalkyl, optionally substituted C<sub>1</sub>-

C<sub>4</sub>heteroalkyl, optionally substituted C<sub>3</sub>-C<sub>6</sub>cycloalkyl, optionally substituted aryl, or optionally substituted heteroaryl;

R<sup>3</sup> is -CN, -OR<sup>8</sup>, -SR<sup>8</sup>, optionally substituted C<sub>1</sub>-C<sub>4</sub>alkyl, optionally substituted C<sub>1</sub>-C<sub>4</sub>fluoroalkyl, optionally substituted -O-C<sub>1</sub>-C<sub>4</sub>alkyl, optionally substituted C<sub>1</sub>-C<sub>4</sub>heteroalkyl, optionally substituted C<sub>3</sub>-C<sub>6</sub>cycloalkyl, optionally substituted -O-C<sub>3</sub>-C<sub>6</sub>cycloalkyl, optionally substituted C<sub>3</sub>-C<sub>6</sub>heterocycloalkyl, optionally substituted -O-C<sub>3</sub>-C<sub>6</sub>heterocycloalkyl, optionally substituted aryl, or optionally substituted heteroaryl;

R<sup>4</sup> is halogen, -CN, -OR<sup>8</sup>, optionally substituted C<sub>1</sub>-C<sub>4</sub>alkyl, optionally substituted C<sub>1</sub>-C<sub>4</sub>fluoroalkyl, or optionally substituted C<sub>1</sub>-C<sub>4</sub>heteroalkyl;

each R<sup>5</sup> is independently H, halogen, -CN, -OR<sup>8</sup>, -SR<sup>8</sup>, -N(R<sup>8</sup>)<sub>2</sub>, optionally substituted C<sub>1</sub>-C<sub>4</sub>alkyl, optionally substituted C<sub>1</sub>-C<sub>4</sub>fluoroalkyl, optionally substituted C<sub>1</sub>-C<sub>4</sub>heteroalkyl, optionally substituted C<sub>3</sub>-C<sub>6</sub>cycloalkyl, optionally substituted C<sub>2</sub>-C<sub>10</sub>heterocycloalkyl, optionally substituted aryl, or optionally substituted heteroaryl;

each R<sup>2</sup> is independently H, halogen, -CN, -OR<sup>8</sup>, -SR<sup>8</sup>, -S(=O)R<sup>9</sup>, -S(=O)<sub>2</sub>R<sup>9</sup>, -S(=O)<sub>2</sub>N(R<sup>8</sup>)<sub>2</sub>, -NR<sup>8</sup>S(=O)<sub>2</sub>R<sup>9</sup>, -C(=O)R<sup>9</sup>, -OC(=O)R<sup>9</sup>, -C(=O)OR<sup>8</sup>, -OC(=O)OR<sup>9</sup>, -N(R<sup>8</sup>)<sub>2</sub>, -OC(=O)N(R<sup>8</sup>)<sub>2</sub>, -NR<sup>8</sup>C(=O)R<sup>9</sup>, -NR<sup>8</sup>C(=O)OR<sup>9</sup>, optionally substituted C<sub>1</sub>-C<sub>4</sub>alkyl, optionally substituted C<sub>1</sub>-C<sub>4</sub>fluoroalkyl, optionally substituted C<sub>1</sub>-C<sub>4</sub>heteroalkyl, optionally substituted C<sub>3</sub>-C<sub>6</sub>cycloalkyl, optionally substituted aryl, or optionally substituted heteroaryl;

R<sup>6</sup> is H, optionally substituted C<sub>1</sub>-C<sub>4</sub>alkyl, optionally substituted C<sub>1</sub>-C<sub>4</sub>heteroalkyl, optionally substituted C<sub>1</sub>-C<sub>4</sub>fluoroalkyl, optionally substituted C<sub>3</sub>-C<sub>6</sub>cycloalkyl, optionally substituted C<sub>3</sub>-C<sub>6</sub>cycloalkylalkyl, optionally substituted C<sub>2</sub>-C<sub>10</sub>heterocycloalkyl, optionally substituted aryl, or optionally substituted heteroaryl;

R<sup>7</sup> is optionally substituted C<sub>1</sub>-C<sub>4</sub>alkyl, optionally substituted C<sub>1</sub>-C<sub>4</sub>heteroalkyl, optionally substituted C<sub>1</sub>-C<sub>4</sub>fluoroalkyl, optionally substituted C<sub>3</sub>-C<sub>6</sub>cycloalkyl, optionally substituted C<sub>3</sub>-C<sub>6</sub>cycloalkylalkyl, optionally substituted C<sub>2</sub>-C<sub>10</sub>heterocycloalkyl, optionally substituted aryl, or optionally substituted heteroaryl;

or R<sup>6</sup> and R<sup>7</sup> are taken together with the N atom to which they are attached to form an optionally substituted heterocycle;

each R<sup>8</sup> is independently H, optionally substituted C<sub>1</sub>-C<sub>4</sub>alkyl, optionally substituted C<sub>1</sub>-C<sub>4</sub>heteroalkyl, optionally substituted C<sub>1</sub>-C<sub>4</sub>fluoroalkyl, optionally substituted C<sub>3</sub>-C<sub>6</sub>cycloalkyl, optionally substituted C<sub>2</sub>-C<sub>10</sub>heterocycloalkyl, optionally substituted aryl, or optionally substituted heteroaryl;

or two R<sup>8</sup> are taken together with the N atom to which they are attached to form an optionally substituted heterocycle;

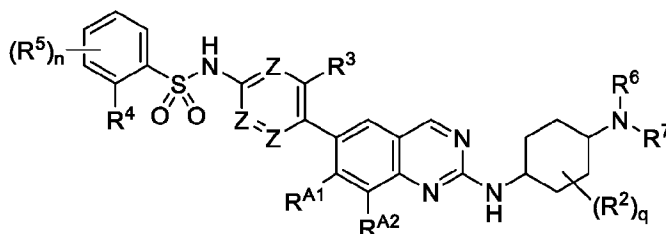
each R<sup>9</sup> is independently optionally substituted C<sub>1</sub>-C<sub>4</sub>alkyl, optionally substituted C<sub>1</sub>-C<sub>4</sub>heteroalkyl, optionally substituted C<sub>1</sub>-C<sub>4</sub>fluoroalkyl, optionally substituted C<sub>3</sub>-C<sub>6</sub>cycloalkyl, optionally substituted C<sub>2</sub>-C<sub>10</sub>heterocycloalkyl, optionally substituted aryl, or optionally substituted heteroaryl;

R<sup>A1</sup> and R<sup>A2</sup> are each independently H, halogen, -OR<sup>9</sup>, optionally substituted C<sub>1</sub>-C<sub>4</sub>alkyl, optionally substituted C<sub>1</sub>-C<sub>4</sub>heteroalkyl, optionally substituted C<sub>1</sub>-C<sub>4</sub>fluoroalkyl, or optionally substituted aryl; provided that both R<sup>A1</sup> and R<sup>A2</sup> are not H;

n is 0, 1, 2, 3, or 4; and

q is 0, 1, 2, 3, or 4.

**[0005]** Provided in another aspect is a compound of Formula (I), or a pharmaceutically acceptable salt, or solvate thereof:



Formula (I)

wherein,

each Z is independently N or CR<sup>1</sup>, provided that at least one Z is N;

each R<sup>1</sup> is independently H, halogen, -CN, -OR<sup>8</sup>, -SR<sup>8</sup>, -S(=O)R<sup>9</sup>, -S(=O)<sub>2</sub>R<sup>9</sup>, -

S(=O)<sub>2</sub>N(R<sup>8</sup>)<sub>2</sub>, -NR<sup>8</sup>S(=O)<sub>2</sub>R<sup>9</sup>, -C(=O)R<sup>9</sup>, -OC(=O)R<sup>9</sup>, -C(=O)OR<sup>8</sup>, -OC(=O)OR<sup>9</sup>, -N(R<sup>8</sup>)<sub>2</sub>, -OC(=O)N(R<sup>8</sup>)<sub>2</sub>, -NR<sup>8</sup>C(=O)R<sup>9</sup>, -NR<sup>8</sup>C(=O)OR<sup>9</sup>, optionally substituted C<sub>1</sub>-C<sub>4</sub>alkyl, optionally substituted C<sub>1</sub>-C<sub>4</sub>fluoroalkyl, optionally substituted C<sub>1</sub>-C<sub>4</sub>heteroalkyl, optionally substituted C<sub>3</sub>-C<sub>6</sub>cycloalkyl, optionally substituted aryl, or optionally substituted heteroaryl;

R<sup>3</sup> is -CN, -OR<sup>8</sup>, -SR<sup>8</sup>, optionally substituted C<sub>1</sub>-C<sub>4</sub>alkyl, optionally substituted C<sub>1</sub>-C<sub>4</sub>fluoroalkyl, optionally substituted -O-C<sub>1</sub>-C<sub>4</sub>alkyl, optionally substituted C<sub>1</sub>-C<sub>4</sub>heteroalkyl, optionally substituted C<sub>3</sub>-C<sub>6</sub>cycloalkyl, optionally substituted -O-C<sub>3</sub>-C<sub>6</sub>cycloalkyl, optionally substituted C<sub>3</sub>-C<sub>6</sub>heterocycloalkyl, optionally substituted -O-C<sub>3</sub>-C<sub>6</sub>heterocycloalkyl, optionally substituted aryl, or optionally substituted heteroaryl;

R<sup>4</sup> is halogen, -CN, -OR<sup>8</sup>, optionally substituted C<sub>1</sub>-C<sub>4</sub>alkyl, optionally substituted C<sub>1</sub>-C<sub>4</sub>fluoroalkyl, or optionally substituted C<sub>1</sub>-C<sub>4</sub>heteroalkyl;



each  $R^5$  is independently H, halogen, -CN, -OR<sup>8</sup>, -SR<sup>8</sup>, -N(R<sup>8</sup>)<sub>2</sub>, optionally substituted C<sub>1</sub>-C<sub>4</sub>alkyl, optionally substituted C<sub>1</sub>-C<sub>4</sub>fluoroalkyl, optionally substituted C<sub>1</sub>-C<sub>4</sub>heteroalkyl, optionally substituted C<sub>3</sub>-C<sub>6</sub>cycloalkyl, optionally substituted C<sub>2</sub>-C<sub>10</sub>heterocycloalkyl, optionally substituted aryl, or optionally substituted heteroaryl;

each  $R^2$  is independently H, halogen, -CN, -OR<sup>8</sup>, -SR<sup>8</sup>, -S(=O)R<sup>9</sup>, -S(=O)<sub>2</sub>R<sup>9</sup>, -S(=O)<sub>2</sub>N(R<sup>8</sup>)<sub>2</sub>, -NR<sup>8</sup>S(=O)<sub>2</sub>R<sup>9</sup>, -C(=O)R<sup>9</sup>, -OC(=O)R<sup>9</sup>, -C(=O)OR<sup>8</sup>, -OC(=O)OR<sup>9</sup>, -N(R<sup>8</sup>)<sub>2</sub>, -OC(=O)N(R<sup>8</sup>)<sub>2</sub>, -NR<sup>8</sup>C(=O)R<sup>9</sup>, -NR<sup>8</sup>C(=O)OR<sup>9</sup>, optionally substituted C<sub>1</sub>-C<sub>4</sub>alkyl, optionally substituted C<sub>1</sub>-C<sub>4</sub>fluoroalkyl, optionally substituted C<sub>1</sub>-C<sub>4</sub>heteroalkyl, optionally substituted C<sub>3</sub>-C<sub>6</sub>cycloalkyl, optionally substituted aryl, or optionally substituted heteroaryl;

$R^6$  is H, optionally substituted C<sub>1</sub>-C<sub>4</sub>alkyl, optionally substituted C<sub>1</sub>-C<sub>4</sub>heteroalkyl, optionally substituted C<sub>1</sub>-C<sub>4</sub>fluoroalkyl, optionally substituted C<sub>3</sub>-C<sub>6</sub>cycloalkyl, optionally substituted C<sub>3</sub>-C<sub>6</sub>cycloalkylalkyl, optionally substituted C<sub>2</sub>-C<sub>10</sub>heterocycloalkyl, optionally substituted aryl, or optionally substituted heteroaryl;

$R^7$  is optionally substituted C<sub>3</sub>-C<sub>6</sub>cycloalkylalkyl or  $R^7$  is methyl, ethyl, -CH<sub>2</sub>CF<sub>3</sub>, -CH<sub>2</sub>-cyclopropyl, or -CH<sub>2</sub>CH<sub>2</sub>OCH<sub>3</sub>;

each  $R^8$  is independently H, optionally substituted C<sub>1</sub>-C<sub>4</sub>alkyl, optionally substituted C<sub>1</sub>-C<sub>4</sub>heteroalkyl, optionally substituted C<sub>1</sub>-C<sub>4</sub>fluoroalkyl, optionally substituted C<sub>3</sub>-C<sub>6</sub>cycloalkyl, optionally substituted C<sub>2</sub>-C<sub>10</sub>heterocycloalkyl, optionally substituted aryl, or optionally substituted heteroaryl;

or two  $R^8$  are taken together with the N atom to which they are attached to form an optionally substituted heterocycle;

each  $R^9$  is independently optionally substituted C<sub>1</sub>-C<sub>4</sub>alkyl, optionally substituted C<sub>1</sub>-C<sub>4</sub>heteroalkyl, optionally substituted C<sub>1</sub>-C<sub>4</sub>fluoroalkyl, optionally substituted C<sub>3</sub>-C<sub>6</sub>cycloalkyl, optionally substituted C<sub>2</sub>-C<sub>10</sub>heterocycloalkyl, optionally substituted aryl, or optionally substituted heteroaryl;

$R^{A1}$  and  $R^{A2}$  are each independently H, halogen, -OR<sup>9</sup>, optionally substituted C<sub>1</sub>-C<sub>4</sub>alkyl, optionally substituted C<sub>1</sub>-C<sub>4</sub>heteroalkyl, optionally substituted C<sub>1</sub>-C<sub>4</sub>fluoroalkyl, or optionally substituted aryl; provided that both  $R^{A1}$  and  $R^{A2}$  are not H;

n is 0, 1, 2, 3, or 4; and

q is 0, 1, 2, 3, or 4.

**[0006]** Any combination of the groups described above or below for the various variables is contemplated herein. Throughout the specification, groups and substituents thereof are chosen by one skilled in the field to provide stable moieties and compounds.

[0007] Provided herein are compounds or pharmaceutically acceptable salts, or solvates thereof, that selectively bind to IRE1a at one or more binding sites. In some embodiments, the IRE1a comprises an RNase domain, a kinase domain, or any combination thereof. In some embodiments, the kinase domain is an auto-transphosphorylation kinase domain. In some embodiments, the kinase domain comprises an ATP-binding pocket. In some embodiments, the kinase domain comprises an activation loop. In some embodiments, at least one binding site is within the RNase domain. In some embodiments, at least one binding site is within the kinase domain. In some embodiments, the at least one binding site is within the ATP-binding pocket of the kinase domain. In some embodiments, the at least one binding site is within the activation loop of the kinase domain. In some embodiments, binding occurs at a first binding site. In some embodiments, the first binding site is located within the RNase domain, kinase domain, ATP-binding pocket, or activation loop. In some embodiments, the first binding site comprises at least one amino acid residue of within amino acid residues 465-977 of SEQ ID NO: 1. In some embodiments, the first binding site comprises at least one amino acid residue within amino acid residues 568-833 of SEQ ID NO: 1. In some embodiments, the first binding site comprises at least one amino acid residue within amino acid residues 577-586, 597, 599, 626, 642-643, 645, 648, 688, 692-693, 695, or 711 of SEQ ID NO: 1. In some embodiments, the first binding site comprises at least one amino acid residue within amino acid residues 710-725 or 729-736 of SEQ ID NO: 1. In some embodiments, the first binding site comprises at least one amino acid residue within amino acid residues 835-963 of SEQ ID NO: 1. In some embodiments, binding further occurs at a second binding site. In some embodiments, the second binding site is located within the RNase domain, the kinase domain, the ATP-binding pocket, or the activation loop. In some embodiments, the second binding site comprises at least one amino acid residue of within amino acid residues 465-977 of SEQ ID NO: 1. In some embodiments, the second binding site comprises at least one amino acid residue within amino acid residues 568-833 of SEQ ID NO: 1. In some embodiments, the second binding site comprises at least one amino acid residue within amino acid residues 577-586, 597, 599, 626, 642-643, 645, 648, 688, 692-693, 695, or 711 of SEQ ID NO: 1. In some embodiments, the second binding site comprises at least one amino acid residue within amino acid residues 710-725 or 729-736 of SEQ ID NO: 1. In some embodiments, the second binding site comprises at least one amino acid residue within amino acid residues 835-963 of SEQ ID NO: 1. In some embodiments, binding occurs when the IRE1a is in a homo-dimerized conformation. In some embodiments, binding occurs when the IRE1a is in an oligomerized conformation. In some embodiments, binding occurs when the IRE1a is in a non-oligomerized or non-dimerized conformation. In some embodiments, binding occurs when the IRE1a is in an ATP-bound state. In some embodiments, binding occurs when the IRE1a is

in a non-ATP-bound state. In some embodiments, the compound selectively binds to a first IRE1a. In some embodiments, selectively binding to the first IRE1a blocks dimerization of the first IRE1a to a second IRE1a. In some embodiments, selectively binding to the first IRE1a blocks auto-transphosphorylation of the first IRE1a. In some embodiments, selectively binding to the first IRE1a blocks auto-transphosphorylation of a second IRE1a to which the first IRE1a is dimerized. In some embodiments, selectively binding to the first IRE1a blocks activation of the first IRE1a. In some embodiments, selectively binding to the first IRE1a blocks activation a second IRE1a to which the first IRE1a is dimerized. In some embodiments, selectively binding to the first IRE1a blocks kinase activity of the first IRE1a. In some embodiments, selectively binding to the first IRE1a blocks kinase activity of a second IRE1a to which the first IRE1a is dimerized. In some embodiments, selectively binding to the first IRE1a blocks RNase activity of the first IRE1a. In some embodiments, selectively binding to the first IRE1a blocks RNase activity of a second IRE1a to which the first IRE1a is dimerized.

**[0008]** In another aspect, provided herein is a compound that selectively binds a first IRE1a at two or more sites, wherein when the compound is bound to the first IRE1a protein, the compound binds to an ATP-binding pocket of the first IRE1a and blocks the binding of ATP to the first IRE1a. In some embodiments, the ATP binding pocket is comprised within a kinase domain. In some embodiments, the ATP binding pocket is comprised within amino acid residues 465-977 of SEQ ID NO: 1. In some embodiments, the ATP binding pocket is comprised within amino acid residues 568-833 of SEQ ID NO: 1. In some embodiments, the ATP binding pocket comprises one or more of amino acid residues 577-586, 597, 599, 626, 642-643, 645, 648, 688, 692-693, 695, or 711 of SEQ ID NO: 1.

**[0009]** In another aspect, provided herein is a pharmaceutical composition comprising any one of the compounds described herein, or a pharmaceutically acceptable salt or solvate thereof. In some embodiments, the pharmaceutical composition further comprises one or more pharmaceutically acceptable excipients.

**[0010]** In another aspect, provided herein is a method for treating or ameliorating the effects of a disease associated with altered IRE1 signaling, the method comprising administering to a subject in need thereof a pharmaceutical composition, wherein the pharmaceutical composition comprises the compound of any one of the compounds described herein. In some embodiments, the disease is cancer. In some embodiments, the cancer is a solid cancer or a hematologic cancer. In some embodiments, the cancer is an ovarian cancer, a bladder cancer, a breast cancer, or a lung cancer. In some embodiments, the breast cancer is triple negative breast cancer (TNBC). In some embodiments, the cancer is a leukemia, lymphoma, or multiple myeloma. In

some embodiments, the pharmaceutical composition administered to the subject intravenously or orally.

**[0011]** In another aspect, provided herein is a method for treating or ameliorating a cell proliferative disorder, the method comprising administering a pharmaceutical composition comprising a compound, or a pharmaceutically acceptable salt, or solvate thereof, that selectively binds to at least one amino acid residue of a IRE1 family protein comprising an RNase domain and kinase domain. In some embodiments, the IRE1 family protein is IRE1a. In some embodiments, the compound binds to an ATP-binding site of IRE1a. In some embodiments, the cell proliferative disorder is cancer. In some embodiments, the cancer is a solid cancer or a hematologic cancer.

### BRIEF DESCRIPTION OF THE DRAWINGS

**[0012]** The novel features of the invention are set forth with particularity in the appended claims. A better understanding of the features and advantages of the present invention will be obtained by reference to the following detailed description that sets forth illustrative embodiments, in which the principles of the invention are utilized, and the accompanying drawings of which:

**[0013]** **Fig. 1** shows an example diagram of the domain structure of IRE1a. A signal peptide (P) and transmembrane (TM) region are indicated.

**[0014]** **Fig. 2** shows an example alignment of the C-terminal half IRE1 orthologues from yeast (ScIre1), human (HsIre1), mouse (MmIre1), and rat (RnIRE1). Stars indicate kinase domain dimer interface residues. Circles indicate Kinase extension nuclease (KEN) domain dimer interface residues. Triangles indicate putative nuclease active site residues.

**[0015]** **Fig. 3A** depicts comparison of the mean plasma concentration of Compound A of the current disclosure after intravenous (IV), oral (PO), and intraperitoneal (IP) dosing.

**[0016]** **Fig. 3B** depicts comparison of the mean plasma concentration of Compound C of the current disclosure after intravenous (IV), oral (PO), and intraperitoneal (IP) dosing.

**[0017]** **Fig. 4A** depicts comparison of the mean plasma concentration of Compound B of the current disclosure after intravenous (IV), oral (PO), and intraperitoneal (IP) dosing.

**[0018]** **Fig. 4B** depicts comparison of the mean plasma concentration of Compound D of the current disclosure after intravenous (IV), oral (PO), and intraperitoneal (IP) dosing.

**[0019]** **Fig. 5** depicts plots of gene expression analysis in pancreas tissue (upper plots) and salivary tissue (lower plots) following treatment with control, Compound B, Compound C or Compound D.

[0020] **Fig. 6A** depicts a plot from a pharmacokinetic assay of XBP1 splicing event occurrence in 293T cells treated with Compound A or Compound C after stress induction.

[0021] **Fig. 6B** depicts a plot from a pharmacokinetic assay of XBP1 splicing event occurrence in 293T cells treated with Compound B or Compound D after stress induction.

[0022] **Fig. 7** depicts plots of metastatic ovarian tumor cells, dendritic cells (DCs), and CD4+ T cells treated with Compound C isolated by FACS and assayed for gene expression.

[0023] **Fig. 8** depicts immunoblot analysis of lysates from tunicamycin treated and optionally Compound C treated 293T cells. Cells were stained for IRE1a, phosphorylated-IRE1a, XBP1, and TBP.

[0024] **Fig. 9** depicts plots of metastatic ovarian tumor cells and dendritic cells (DCs) treated with Compound D isolated by FACS and assayed for gene expression.

## DETAILED DESCRIPTION

### Certain Terminology

[0025] Unless otherwise stated, the following terms used in this application have the definitions given below. The use of the term “including” as well as other forms, such as “include”, “includes,” and “included,” is not limiting. The section headings used herein are for organizational purposes only and are not to be construed as limiting the subject matter described.

[0026] As used herein and in the appended claims, the singular forms “a,” “and,” and “the” include plural referents unless the context clearly dictates otherwise. Thus, for example, reference to “an agent” includes a plurality of such agents, and reference to “the cell” includes reference to one or more cells (or to a plurality of cells) and equivalents thereof known to those skilled in the art, and so forth. When ranges are used herein for physical properties, such as molecular weight, or chemical properties, such as chemical formulae, all combinations and subcombinations of ranges and specific embodiments therein are intended to be included. The term “about” when referring to a number or a numerical range means that the number or numerical range referred to is an approximation within experimental variability (or within statistical experimental error), and thus the number or numerical range may vary between 1% and 15% of the stated number or numerical range. The term “comprising” (and related terms such as “comprise” or “comprises” or “having” or “including”) is not intended to exclude that in other certain embodiments, for example, an embodiment of any composition of matter, composition, method, or process, or the like, described herein, may “consist of” or “consist essentially of” the described features.

### Definitions

[0027] As used in the specification and appended claims, unless specified to the contrary, the following terms have the meaning indicated below.

[0028] “Amino” refers to the  $\text{-NH}_2$  radical.

[0029] “Cyano” refers to the  $\text{-CN}$  radical.

[0030] “Nitro” refers to the  $\text{-NO}_2$  radical.

[0031] “Oxa” refers to the  $\text{-O-}$  radical.

[0032] “Oxo” refers to the  $\text{=O}$  radical.

[0033] “Thioxo” refers to the  $\text{=S}$  radical.

[0034] “Imino” refers to the  $\text{=N-H}$  radical.

[0035] “Oximo” refers to the  $\text{=N-OH}$  radical.

[0036] As used herein,  $\text{C}_1\text{-C}_x$  includes  $\text{C}_1\text{-C}_2$ ,  $\text{C}_1\text{-C}_3$  . . .  $\text{C}_1\text{-C}_x$ . By way of example only, a group designated as “ $\text{C}_1\text{-C}_4$ ” indicates that there are one to four carbon atoms in the moiety, i.e. groups containing 1 carbon atom, 2 carbon atoms, 3 carbon atoms or 4 carbon atoms. Thus, by way of example only, “ $\text{C}_1\text{-C}_4$  alkyl” indicates that there are one to four carbon atoms in the alkyl group, i.e., the alkyl group is selected from among methyl, ethyl, propyl, *iso*-propyl, *n*-butyl, *iso*-butyl, *sec*-butyl, and *t*-butyl.

[0037] An “alkyl” group refers to an aliphatic hydrocarbon group. The alkyl group is branched or straight chain. Unless otherwise noted, the “alkyl” group has 1 to 10 carbon atoms, i.e. a  $\text{C}_1\text{-C}_{10}$ alkyl, preferably 1 to 6 carbon atoms. Whenever it appears herein, a numerical range such as “1 to 10” refers to each integer in the given range; e.g., “1 to 10 carbon atoms” means that the alkyl group consist of 1 carbon atom, 2 carbon atoms, 3 carbon atoms, 4 carbon atoms, 5 carbon atoms, 6 carbon atoms, *etc.*, up to and including 10 carbon atoms, although the present definition also covers the occurrence of the term “alkyl” where no numerical range is designated. In some embodiments, an alkyl is a  $\text{C}_1\text{-C}_6$ alkyl. In one aspect the alkyl is methyl, ethyl, propyl, *iso*-propyl, *n*-butyl, *iso*-butyl, *sec*-butyl, or *t*-butyl. Typical alkyl groups include, but are in no way limited to, methyl, ethyl, propyl, isopropyl, butyl, isobutyl, *sec*-butyl, tertiary butyl, pentyl, neopentyl, or hexyl. Alkyl includes alkenyls (one or more carbon-carbon double bonds) and alkynyls (one or more carbon-carbon triple bonds).

[0038] An “alkylene” group refers refers to a divalent alkyl radical. Any of the above mentioned monovalent alkyl groups may be an alkylene by abstraction of a hydrogen atom from the alkyl. Unless otherwise noted, an alkylene is a  $\text{C}_1\text{-C}_6$ alkylene. In other embodiments, an alkylene is a  $\text{C}_1\text{-C}_4$ alkylene. In certain embodiments, an alkylene comprises one to four carbon atoms (e.g.,  $\text{C}_1\text{-C}_4$  alkylene). In other embodiments, an alkylene comprises one to three carbon atoms (e.g.,  $\text{C}_1\text{-C}_3$  alkylene). In other embodiments, an alkylene comprises one to two carbon atoms (e.g.,  $\text{C}_1\text{-C}_2$  alkylene). In other embodiments, an alkylene comprises one carbon atom

(*e.g.*, C<sub>1</sub> alkylene). In other embodiments, an alkylene comprises two carbon atoms (*e.g.*, C<sub>2</sub> alkylene). In other embodiments, an alkylene comprises two to four carbon atoms (*e.g.*, C<sub>2</sub>-C<sub>4</sub> alkylene). Typical alkylene groups include, but are not limited to, -CH<sub>2</sub>-, -CH(CH<sub>3</sub>)-, -C(CH<sub>3</sub>)<sub>2</sub>-, -CH<sub>2</sub>CH<sub>2</sub>-, -CH<sub>2</sub>CH(CH<sub>3</sub>)-, -CH<sub>2</sub>C(CH<sub>3</sub>)<sub>2</sub>-, -CH<sub>2</sub>CH<sub>2</sub>CH<sub>2</sub>-, -CH<sub>2</sub>CH<sub>2</sub>CH<sub>2</sub>CH<sub>2</sub>-, and the like.

**[0039]** An “alkoxy” group refers to a (alkyl)O- group, where alkyl is as defined herein.

**[0040]** The term “aromatic” refers to a planar ring having a delocalized  $\pi$ -electron system containing  $4n+2$   $\pi$  electrons, where  $n$  is an integer. The term “aromatic” includes both carbocyclic aryl (“aryl”, *e.g.*, phenyl) and heterocyclic aryl (or “heteroaryl” or “heteroaromatic”) groups (*e.g.*, pyridine). The term includes monocyclic or fused-ring polycyclic (*i.e.*, rings which share adjacent pairs of carbon atoms) groups.

**[0041]** The term “carbocyclic” or “carbocycle” refers to a ring or ring system where the atoms forming the backbone of the ring are all carbon atoms. The term thus distinguishes carbocyclic from “heterocyclic” rings or “heterocycles” in which the ring backbone contains at least one atom which is different from carbon. In some embodiments, at least one of the two rings of a bicyclic carbocycle is aromatic. In some embodiments, both rings of a bicyclic carbocycle are aromatic. Carbocycle includes cycloalkyl and aryl.

**[0042]** As used herein, the term “aryl” refers to an aromatic ring wherein each of the atoms forming the ring is a carbon atom. In one aspect, aryl is phenyl or a naphthyl. In some embodiments, an aryl is a phenyl. Unless otherwise noted, an aryl is a C<sub>6</sub>-C<sub>10</sub>aryl. Depending on the structure, an aryl group is a monoradical or a diradical (*i.e.*, an arylene group).

**[0043]** The term “cycloalkyl” refers to a monocyclic or polycyclic aliphatic, non-aromatic radical, wherein each of the atoms forming the ring (*i.e.* skeletal atoms) is a carbon atom. In some embodiments, cycloalkyls are spirocyclic or bridged compounds. In some embodiments, cycloalkyls are optionally fused with an aromatic ring, and the point of attachment is at a carbon that is not an aromatic ring carbon atom. Unless otherwise noted, cycloalkyl groups have from 3 to 10 ring atoms, preferably from 3 to 6 ring atoms. In some embodiments, cycloalkyl groups are selected from among cyclopropyl, cyclobutyl, cyclopentyl, cyclopentenyl, cyclohexyl, cyclohexenyl, cycloheptyl, cyclooctyl, spiro[2.2]pentyl, norbornyl and bicycle[1.1.1]pentyl. In some embodiments, a cycloalkyl is a C<sub>3</sub>-C<sub>6</sub>cycloalkyl. In some embodiments, a cycloalkyl is a monocyclic cycloalkyl. Monocyclic cycloalkyls include, but are not limited to, cyclopropyl, cyclobutyl, cyclopentyl, cyclohexyl, cycloheptyl, and cyclooctyl. Polycyclic cycloalkyls include, for example, adamantyl, norbornyl (*i.e.*, bicyclo[2.2.1]heptanyl), norbornenyl, decalynyl, 7,7-dimethyl-bicyclo[2.2.1]heptanyl, and the like.

**[0044]** The term “cycloalkylalkyl” refers to a moiety of the formula -R<sub>b</sub>R<sub>d</sub> where R<sub>b</sub> is an alkylene group as defined herein and R<sub>d</sub> is a cycloalkyl moiety as defined herein. In some

embodiments, a cycloalkylalkyl moiety is a C<sub>3</sub>-C<sub>10</sub>cycloalkylalkyl moiety. In such a case, the C<sub>3</sub>-C<sub>10</sub>cycloalkylalkyl includes a C<sub>3</sub>-C<sub>10</sub>cycloalkyl radical. In some embodiments, a cycloalkylalkyl moiety is a C<sub>3</sub>-C<sub>6</sub>cycloalkylalkyl moiety. In such a case, the C<sub>3</sub>-C<sub>6</sub>cycloalkylalkyl includes a C<sub>3</sub>-C<sub>6</sub>cycloalkyl radical.

**[0045]** The term “halo” or, alternatively, “halogen” or “halide” means fluoro, chloro, bromo or iodo. In some embodiments, halo is fluoro, chloro, or bromo.

**[0046]** The term “haloalkyl” refers to an alkyl in which one or more hydrogen atoms are replaced by a halogen atom. In one aspect, a fluoroalkyl is a C<sub>1</sub>-C<sub>6</sub>fluoroalkyl.

**[0047]** The term “fluoroalkyl” refers to an alkyl in which one or more hydrogen atoms are replaced by a fluorine atom. In one aspect, a fluoroalkyl is a C<sub>1</sub>-C<sub>6</sub>fluoroalkyl. In some embodiments, a fluoroalkyl is selected from trifluoromethyl, difluoromethyl, fluoromethyl, 2,2,2-trifluoroethyl, 1-fluoromethyl-2-fluoroethyl, and the like.

**[0048]** The term “heteroalkyl” refers to, unless otherwise stated, a straight or branched alkyl group comprising at least one carbon atom and at least one heteroatom, such as O, N (e.g. -NH-, -N(alkyl)-), P, Si, S, and Se. In some embodiments, one or more heteroatoms may be oxidized. Heteroatom(s) may be positioned within the alkyl moiety, e.g., -CH<sub>2</sub>-O-CH<sub>2</sub>-; at a point of connectivity with the remainder of the molecule, e.g., -S(=O)<sub>2</sub>CH(CH<sub>3</sub>)CH<sub>2</sub>-; or a combination thereof, e.g., -NHCH<sub>2</sub>CH<sub>2</sub>S(=O)<sub>2</sub>CH<sub>2</sub>-. In one aspect, a heteroalkyl is a C<sub>1</sub>-C<sub>6</sub>heteroalkyl.

**[0049]** As used herein, the term “heteroatom” refers to an atom of any element other than carbon or hydrogen. Unless otherwise noted, the heteroatom is nitrogen, oxygen, or sulfur. In some embodiments, the heteroatom is nitrogen or oxygen. In some embodiments, the heteroatom is nitrogen.

**[0050]** The term “heterocycle” or “heterocyclic” refers to heteroaromatic rings (also known as heteroaryls) and heterocycloalkyl rings (also known as heteroalicyclic groups) containing one to four heteroatoms in the ring(s), where each heteroatom in the ring(s) is selected from O, S and N, wherein each heterocyclic group comprises from 3 to 14 atoms in its ring system comprising 2 to 10 carbon atoms and from one to 4 heteroatoms, and with the proviso that any ring does not contain two adjacent O or S atoms. In some embodiments, heterocycles are monocyclic, bicyclic, polycyclic, spirocyclic or bridged compounds. Non-aromatic heterocyclic groups (also known as heterocycloalkyls) include rings having 3 to 10 atoms in its ring system and aromatic heterocyclic groups include rings having 5 to 10 atoms in its ring system. The heterocyclic groups include benzo-fused ring systems. Examples of non-aromatic heterocyclic groups are pyrrolidinyl, tetrahydrofuranyl, dihydrofuranyl, tetrahydrothienyl, oxazolidinonyl, tetrahydropyranyl, dihydropyranyl, tetrahydrothiopyranyl, piperidinyl, morpholinyl, thiomorpholinyl, thioxanyl, piperazinyl, aziridinyl, azetidiny, oxetanyl, thietanyl,



homopiperidinyl, oxepanyl, thiepanyl, oxazepinyl, diazepinyl, thiazepinyl, 1,2,3,6-tetrahydropyridinyl, pyrrolin-2-yl, pyrrolin-3-yl, indolinyl, 2H-pyranyl, 4H-pyranyl, dioxanyl, 1,3-dioxolanyl, pyrazolinyl, dithianyl, dithiolanyl, dihydropyranal, dihydrothienyl, dihydrofuranyl, pyrazolidinyl, imidazolinyl, imidazolidinyl, 3-azabicyclo[3.1.0]hexanyl, 3-azabicyclo[4.1.0]heptanyl, 3H-indolyl, indolin-2-onyl, isoindolin-1-onyl, isoindoline-1,3-dionyl, 3,4-dihydroisoquinolin-1(2H)-onyl, 3,4-dihydroquinolin-2(1H)-onyl, isoindoline-1,3-dithionyl, benzo[d]oxazol-2(3H)-onyl, 1H-benzo[d]imidazol-2(3H)-onyl, benzo[d]thiazol-2(3H)-onyl, and quinoliziny. Examples of aromatic heterocyclic groups are pyridinyl, imidazolyl, pyrimidinyl, pyrazolyl, triazolyl, pyrazinyl, tetrazolyl, furyl, thienyl, isoxazolyl, thiazolyl, oxazolyl, isothiazolyl, pyrrolyl, quinolinyl, isoquinolinyl, indolyl, benzimidazolyl, benzofuranyl, cinnolinyl, indazolyl, indoliziny, phthalazinyl, pyridazinyl, triazinyl, isoindolyl, pteridinyl, purinyl, oxadiazolyl, thiadiazolyl, furazanyl, benzofurazanyl, benzothiophenyl, benzothiazolyl, benzoxazolyl, quinazoliny, quinoxaliny, naphthyridinyl, and furopyridinyl. The foregoing groups are either C-attached (or C-linked) or *N*-attached where such is possible. For instance, a group derived from pyrrole includes both pyrrol-1-yl (*N*-attached) or pyrrol-3-yl (C-attached). Further, a group derived from imidazole includes imidazol-1-yl or imidazol-3-yl (both *N*-attached) or imidazol-2-yl, imidazol-4-yl or imidazol-5-yl (all C-attached). The heterocyclic groups include benzo-fused ring systems. Non-aromatic heterocycles are optionally substituted with one or two oxo (=O) moieties, such as pyrrolidin-2-one. In some embodiments, at least one of the two rings of a bicyclic heterocycle is aromatic. In some embodiments, both rings of a bicyclic heterocycle are aromatic.

**[0051]** The terms “heteroaryl” or, alternatively, “heteroaromatic” refers to an aryl group that includes one or more ring heteroatoms selected from nitrogen, oxygen and sulfur. Illustrative examples of heteroaryl groups include monocyclic heteroaryls and bicyclic heteroaryls. Monocyclic heteroaryls include pyridinyl, imidazolyl, pyrimidinyl, pyrazolyl, triazolyl, pyrazinyl, tetrazolyl, furyl, thienyl, isoxazolyl, thiazolyl, oxazolyl, isothiazolyl, pyrrolyl, pyridazinyl, triazinyl, oxadiazolyl, thiadiazolyl, and furazanyl. Bicyclic heteroaryls include indolizine, indole, benzofuran, benzothiophene, indazole, benzimidazole, purine, quinolizine, quinoline, isoquinoline, cinnoline, phthalazine, quinazoline, quinoxaline, 1,8-naphthyridine, and pteridine. In some embodiments, a heteroaryl contains 0-4 N atoms in the ring. In some embodiments, a heteroaryl contains 1-4 N atoms in the ring. In some embodiments, a heteroaryl contains 0-4 N atoms, 0-1 O atoms, and 0-1 S atoms in the ring. In some embodiments, a heteroaryl contains 1-4 N atoms, 0-1 O atoms, and 0-1 S atoms in the ring. In some embodiments, a heteroaryl is a C<sub>1</sub>-C<sub>9</sub>heteroaryl. In some embodiments, monocyclic heteroaryl is

a C<sub>1</sub>-C<sub>5</sub>heteroaryl. In some embodiments, monocyclic heteroaryl is a 5-membered or 6-membered heteroaryl. In some embodiments, bicyclic heteroaryl is a C<sub>6</sub>-C<sub>9</sub>heteroaryl.

**[0052]** A “heterocycloalkyl” or “heteroalicyclic” group refers to a cycloalkyl group that includes at least one heteroatom selected from nitrogen, oxygen and sulfur. In some embodiments, a heterocycloalkyl is a spirocyclic or bridged compound. In some embodiments, a heterocycloalkyl is fused with an aryl or heteroaryl. In some embodiments, the heterocycloalkyl is oxazolidinonyl, pyrrolidinyl, tetrahydrofuranyl, tetrahydrothienyl, tetrahydropyranyl, tetrahydrothiopyranyl, piperidinyl, morpholinyl, thiomorpholinyl, piperazinyl, piperidin-2-onyl, pyrrolidine-2,5-dithionyl, pyrrolidine-2,5-dionyl, pyrrolidinonyl, imidazolidinyl, imidazolidin-2-onyl, or thiazolidin-2-onyl. The term heteroalicyclic also includes all ring forms of the carbohydrates, including but not limited to the monosaccharides, the disaccharides and the oligosaccharides. In one aspect, a heterocycloalkyl is a C<sub>2</sub>-C<sub>10</sub>heterocycloalkyl. In another aspect, a heterocycloalkyl is a C<sub>4</sub>-C<sub>10</sub>heterocycloalkyl. In some embodiments, a heterocycloalkyl contains 0-2 N atoms in the ring. In some embodiments, a heterocycloalkyl contains 0-2 N atoms, 0-2 O atoms and 0-1 S atoms in the ring.

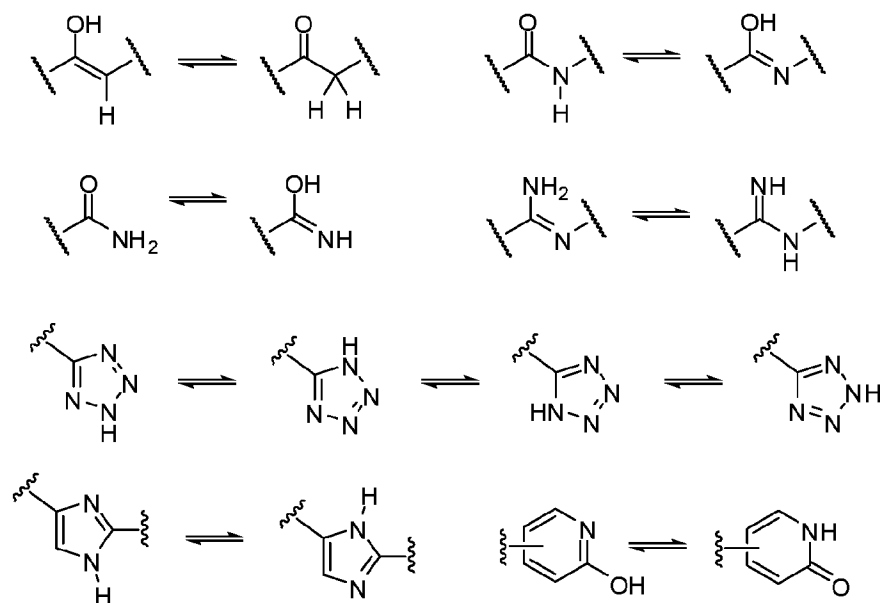
**[0053]** The term “bond” or “single bond” refers to a chemical bond between two atoms, or two moieties when the atoms joined by the bond are considered to be part of larger substructure. In one aspect, when a group described herein is a bond, the referenced group is absent thereby allowing a bond to be formed between the remaining identified groups.

**[0054]** The term “moiety” refers to a specific segment or functional group of a molecule. Chemical moieties are often recognized chemical entities embedded in or appended to a molecule.

**[0055]** The term “optionally substituted” or “substituted” means that the referenced group is optionally substituted with one or more additional group(s) individually and independently selected from deuterium, halogen, -CN, -NH<sub>2</sub>, -NH(alkyl), -CH<sub>2</sub>N(alkyl)<sub>2</sub>, -N(alkyl)<sub>2</sub>, -OH, -CO<sub>2</sub>H, -CO<sub>2</sub>alkyl, -CH<sub>2</sub>NH<sub>2</sub>, -C(=O)NH<sub>2</sub>, -C(=O)NH(alkyl), -C(=O)N(alkyl)<sub>2</sub>, -S(=O)<sub>2</sub>NH<sub>2</sub>, -S(=O)<sub>2</sub>NH(alkyl), -S(=O)<sub>2</sub>N(alkyl)<sub>2</sub>, alkyl, cycloalkyl, fluoroalkyl, heteroalkyl, alkoxy, fluoroalkoxy, heterocycloalkyl, aryl, heteroaryl, aryloxy, alkylthio, arylthio, alkylsulfoxide, arylsulfoxide, alkylsulfone, and arylsulfone. In some other embodiments, optional substituents are independently selected from D, halogen, -CN, -NH<sub>2</sub>, -NH(CH<sub>3</sub>), -N(CH<sub>3</sub>)<sub>2</sub>, -OH, -CO<sub>2</sub>H, -CO<sub>2</sub>(C<sub>1</sub>-C<sub>4</sub>alkyl), -CH<sub>2</sub>NH<sub>2</sub>, -C(=O)NH<sub>2</sub>, -C(=O)NH(C<sub>1</sub>-C<sub>4</sub>alkyl), -C(=O)N(C<sub>1</sub>-C<sub>4</sub>alkyl)<sub>2</sub>, -S(=O)<sub>2</sub>NH<sub>2</sub>, -S(=O)<sub>2</sub>NH(C<sub>1</sub>-C<sub>4</sub>alkyl), -S(=O)<sub>2</sub>N(C<sub>1</sub>-C<sub>4</sub>alkyl)<sub>2</sub>, C<sub>1</sub>-C<sub>4</sub>alkyl, C<sub>3</sub>-C<sub>6</sub>cycloalkyl, C<sub>1</sub>-C<sub>4</sub>fluoroalkyl, C<sub>1</sub>-C<sub>4</sub>heteroalkyl, C<sub>1</sub>-C<sub>4</sub>alkoxy, C<sub>1</sub>-C<sub>4</sub>fluoroalkoxy, -SC<sub>1</sub>-C<sub>4</sub>alkyl, -S(=O)C<sub>1</sub>-C<sub>4</sub>alkyl, and -S(=O)<sub>2</sub>C<sub>1</sub>-C<sub>4</sub>alkyl. In some embodiments, optional substituents are independently selected from D, halogen, -CN, -NH<sub>2</sub>, -OH, -NH(CH<sub>3</sub>), -N(CH<sub>3</sub>)<sub>2</sub>, -CH<sub>3</sub>, -CH<sub>2</sub>CH<sub>3</sub>, -CH<sub>2</sub>NH<sub>2</sub>, -

CF<sub>3</sub>, -OCH<sub>3</sub>, and -OCF<sub>3</sub>. In some embodiments, substituted groups are substituted with one or two of the preceding groups. In some embodiments, an optional substituent on an aliphatic carbon atom (acyclic or cyclic) includes oxo (=O).

**[0056]** A “tautomer” refers to a molecule wherein a proton shift from one atom of a molecule to another atom of the same molecule is possible. The compounds presented herein may, in certain embodiments, exist as tautomers. In circumstances where tautomerization is possible, a chemical equilibrium of the tautomers will exist. The exact ratio of the tautomers depends on several factors, including physical state, temperature, solvent, and pH. Some examples of tautomeric equilibrium include:



**[0057]** “Optional” or “optionally” means that a subsequently described event or circumstance may or may not occur and that the description includes instances when the event or circumstance occurs and instances in which it does not. For example, “optionally substituted aryl” means that the aryl radical may or may not be substituted and that the description includes both substituted aryl radicals and aryl radicals having no substitution.

**[0058]** “Pharmaceutically acceptable salt” includes both acid and base addition salts. A pharmaceutically acceptable salt of any one of the pyrazole compounds described herein is intended to encompass any and all pharmaceutically suitable salt forms. Preferred pharmaceutically acceptable salts of the compounds described herein are pharmaceutically acceptable acid addition salts and pharmaceutically acceptable base addition salts.

**[0059]** “Pharmaceutically acceptable acid addition salt” refers to those salts which retain the biological effectiveness and properties of the free bases, which are not biologically or otherwise undesirable, and which are formed with inorganic acids such as hydrochloric acid, hydrobromic acid, sulfuric acid, nitric acid, phosphoric acid, hydroiodic acid, hydrofluoric acid, phosphorous

acid, and the like. Also included are salts that are formed with organic acids such as aliphatic mono- and dicarboxylic acids, phenyl-substituted alkanolic acids, hydroxy alkanolic acids, alkanedioic acids, aromatic acids, aliphatic and aromatic sulfonic acids, etc. and include, for example, formic acid, acetic acid, trifluoroacetic acid, propionic acid, glycolic acid, pyruvic acid, oxalic acid, maleic acid, malonic acid, succinic acid, fumaric acid, tartaric acid, citric acid, benzoic acid, cinnamic acid, mandelic acid, methanesulfonic acid, ethanesulfonic acid, p-toluenesulfonic acid, salicylic acid, and the like. Exemplary salts thus include sulfates, pyrosulfates, bisulfates, sulfites, bisulfites, nitrates, phosphates, monohydrogenphosphates, dihydrogenphosphates, metaphosphates, pyrophosphates, chlorides, bromides, iodides, acetates, trifluoroacetates, propionates, caprylates, isobutyrate, oxalates, malonates, succinate suberates, sebacates, fumarates, maleates, mandelates, benzoates, chlorobenzoates, methylbenzoates, dinitrobenzoates, phthalates, benzenesulfonates, toluenesulfonates, phenylacetates, citrates, lactates, malates, tartrates, methanesulfonates, and the like. Also contemplated are salts of amino acids, such as arginates, gluconates, and galacturonates (see, for example, Berge S.M. et al., "Pharmaceutical Salts," *Journal of Pharmaceutical Science*, 66:1-19 (1997)). Acid addition salts of basic compounds may be prepared by contacting the free base forms with a sufficient amount of the desired acid to produce the salt according to methods and techniques with which a skilled artisan is familiar.

**[0060]** "Pharmaceutically acceptable base addition salt" refers to those salts that retain the biological effectiveness and properties of the free acids, which are not biologically or otherwise undesirable. These salts are prepared from addition of an inorganic base or an organic base to the free acid. Pharmaceutically acceptable base addition salts may be formed with metals or amines, such as alkali and alkaline earth metals or organic amines. Salts derived from inorganic bases include, but are not limited to, sodium, potassium, lithium, ammonium, calcium, magnesium, iron, zinc, copper, manganese, aluminum salts and the like. Salts derived from organic bases include, but are not limited to, salts of primary, secondary, and tertiary amines, substituted amines including naturally occurring substituted amines, cyclic amines and basic ion exchange resins, for example, isopropylamine, trimethylamine, diethylamine, triethylamine, tripropylamine, ethanolamine, diethanolamine, 2-dimethylaminoethanol, 2-diethylaminoethanol, dicyclohexylamine, lysine, arginine, histidine, caffeine, procaine, *N,N*-dibenzylethylenediamine, chloroprocaine, hydrabamine, choline, betaine, ethylenediamine, ethylenedianiline, *N*-methylglucamine, glucosamine, methylglucamine, theobromine, purines, piperazine, piperidine, *N*-ethylpiperidine, polyamine resins and the like. See Berge et al., *supra*.

**[0061]** "Prodrug" is meant to indicate a compound that may be converted under physiological conditions or by solvolysis to a biologically active compound described herein. Thus, the term "prodrug" refers to a precursor of a biologically active compound that is pharmaceutically

acceptable. A prodrug may be inactive when administered to a subject, but is converted *in vivo* to an active compound, for example, by hydrolysis. The prodrug compound often offers advantages of solubility, tissue compatibility or delayed release in a mammalian organism (*see, e.g.*, Bundgard, H., Design of Prodrugs (1985), pp. 7-9, 21-24 (Elsevier, Amsterdam).

**[0062]** A discussion of prodrugs is provided in Higuchi, T., et al., "Pro-drugs as Novel Delivery Systems," A.C.S. Symposium Series, Vol. 14, and in Bioreversible Carriers in Drug Design, ed. Edward B. Roche, American Pharmaceutical Association and Pergamon Press, 1987.

**[0063]** The term "prodrug" is also meant to include any covalently bonded carriers, which release the active compound *in vivo* when such prodrug is administered to a mammalian subject. Prodrugs of an active compound, as described herein, may be prepared by modifying functional groups present in the active compound in such a way that the modifications are cleaved, either in routine manipulation or *in vivo*, to the parent active compound. Prodrugs include compounds wherein a hydroxy, amino or mercapto group is bonded to any group that, when the prodrug of the active compound is administered to a mammalian subject, cleaves to form a free hydroxy, free amino or free mercapto group, respectively. Examples of prodrugs include, but are not limited to, acetate, formate and benzoate derivatives of alcohol or amine functional groups in the active compounds and the like.

**[0064]** The term "acceptable" with respect to a formulation, composition or ingredient, as used herein, means having no persistent detrimental effect on the general health of the subject being treated.

**[0065]** The term "modulate" as used herein, means to interact with a target either directly or indirectly so as to alter the activity of the target, including, by way of example only, to enhance the activity of the target, to inhibit the activity of the target, to limit the activity of the target, or to extend the activity of the target.

**[0066]** The term "modulator" as used herein, refers to a molecule that interacts with a target either directly or indirectly. The interactions include, but are not limited to, the interactions of an agonist, partial agonist, an inverse agonist, antagonist, degrader, or combinations thereof. In some embodiments, a modulator is an agonist.

**[0067]** The terms "administer," "administering," "administration," and the like, as used herein, refer to the methods that may be used to enable delivery of compounds or compositions to the desired site of biological action. These methods include, but are not limited to oral routes, intraduodenal routes, parenteral injection (including intravenous, subcutaneous, intraperitoneal, intramuscular, intravascular or infusion), topical and rectal administration. Those of skill in the art are familiar with administration techniques that can be employed with the compounds and

methods described herein. In some embodiments, the compounds and compositions described herein are administered orally.

**[0068]** The terms “co-administration” or the like, as used herein, are meant to encompass administration of the selected therapeutic agents to a single patient, and are intended to include treatment regimens in which the agents are administered by the same or different route of administration or at the same or different time.

**[0069]** The terms “effective amount” or “therapeutically effective amount,” as used herein, refer to a sufficient amount of an agent or a compound being administered, which will relieve to some extent one or more of the symptoms of the disease or condition being treated. The result includes reduction and/or alleviation of the signs, symptoms, or causes of a disease, or any other desired alteration of a biological system. For example, an “effective amount” for therapeutic uses is the amount of the composition comprising a compound as disclosed herein required to provide a clinically significant decrease in disease symptoms. An appropriate “effective” amount in any individual case is optionally determined using techniques, such as a dose escalation study.

**[0070]** The terms “enhance” or “enhancing,” as used herein, means to increase or prolong either in potency or duration a desired effect. Thus, in regard to enhancing the effect of therapeutic agents, the term “enhancing” refers to the ability to increase or prolong, either in potency or duration, the effect of other therapeutic agents on a system. An “enhancing-effective amount,” as used herein, refers to an amount adequate to enhance the effect of another therapeutic agent in a desired system.

**[0071]** The term “pharmaceutical combination” as used herein, means a product that results from the mixing or combining of more than one active ingredient and includes both fixed and non-fixed combinations of the active ingredients. The term “fixed combination” means that the active ingredients, e.g. a compound described herein, or a pharmaceutically acceptable salt thereof, and a co-agent, are both administered to a patient simultaneously in the form of a single entity or dosage. The term “non-fixed combination” means that the active ingredients, e.g. a compound described herein, or a pharmaceutically acceptable salt thereof, and a co-agent, are administered to a patient as separate entities either simultaneously, concurrently or sequentially with no specific intervening time limits, wherein such administration provides effective levels of the two compounds in the body of the patient. The latter also applies to cocktail therapy, e.g. the administration of three or more active ingredients.

**[0072]** The terms “kit” and “article of manufacture” are used as synonyms.

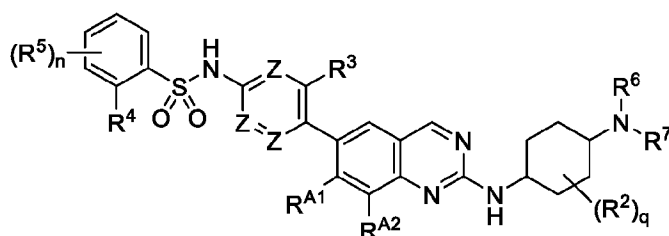
**[0073]** The term “subject” or “patient” encompasses mammals. Examples of mammals include, but are not limited to, any member of the Mammalian class: humans, non-human primates such

as chimpanzees, and other apes and monkey species; farm animals such as cattle, horses, sheep, goats, swine; domestic animals such as rabbits, dogs, and cats; laboratory animals including rodents, such as rats, mice and guinea pigs, and the like. In one aspect, the mammal is a human. [0074] As used herein, “treatment” or “treating” or “palliating” or “ameliorating” are used interchangeably herein. These terms refers to an approach for obtaining beneficial or desired results including but not limited to therapeutic benefit and/or a prophylactic benefit. By “therapeutic benefit” is meant eradication or amelioration of the underlying disorder being treated. Also, a therapeutic benefit is achieved with the eradication or amelioration of one or more of the physiological symptoms associated with the underlying disorder such that an improvement is observed in the patient, notwithstanding that the patient may still be afflicted with the underlying disorder. For prophylactic benefit, the compositions may be administered to a patient at risk of developing a particular disease, or to a patient reporting one or more of the physiological symptoms of a disease, even though a diagnosis of this disease may not have been made.

#### Compounds

[0075] Compounds described herein, including pharmaceutically acceptable salts, and pharmaceutically acceptable solvates thereof, modulate IRE1 mediated signaling, directly or indirectly.

[0076] Provided in one aspect is a compound of Formula (I), or a pharmaceutically acceptable salt, or solvate thereof:



Formula (I)

wherein,

each Z is independently N or CR<sup>1</sup>, provided that at least one Z is N;

each R<sup>1</sup> is independently H, halogen, -CN, -OR<sup>8</sup>, -SR<sup>8</sup>, -S(=O)R<sup>9</sup>, -S(=O)<sub>2</sub>R<sup>9</sup>, -

S(=O)<sub>2</sub>N(R<sup>8</sup>)<sub>2</sub>, -NR<sup>8</sup>S(=O)<sub>2</sub>R<sup>9</sup>, -C(=O)R<sup>9</sup>, -OC(=O)R<sup>9</sup>, -C(=O)OR<sup>8</sup>, -OC(=O)OR<sup>9</sup>, -

N(R<sup>8</sup>)<sub>2</sub>, -OC(=O)N(R<sup>8</sup>)<sub>2</sub>, -NR<sup>8</sup>C(=O)R<sup>9</sup>, -NR<sup>8</sup>C(=O)OR<sup>9</sup>, optionally substituted C<sub>1</sub>-

C<sub>4</sub>alkyl, optionally substituted C<sub>1</sub>-C<sub>4</sub>fluoroalkyl, optionally substituted C<sub>1</sub>-

C<sub>4</sub>heteroalkyl, optionally substituted C<sub>3</sub>-C<sub>6</sub>cycloalkyl, optionally substituted aryl, or optionally substituted heteroaryl;

$R^3$  is  $-\text{CN}$ ,  $-\text{OR}^8$ ,  $-\text{SR}^8$ , optionally substituted  $\text{C}_1$ - $\text{C}_4$ alkyl, optionally substituted  $\text{C}_1$ - $\text{C}_4$ fluoroalkyl, optionally substituted  $-\text{O}-\text{C}_1$ - $\text{C}_4$ alkyl, optionally substituted  $\text{C}_1$ - $\text{C}_4$ heteroalkyl, optionally substituted  $\text{C}_3$ - $\text{C}_6$ cycloalkyl, optionally substituted  $-\text{O}-\text{C}_3$ - $\text{C}_6$ cycloalkyl, optionally substituted  $\text{C}_3$ - $\text{C}_6$ heterocycloalkyl, optionally substituted  $-\text{O}-\text{C}_3$ - $\text{C}_6$ heterocycloalkyl, optionally substituted aryl, or optionally substituted heteroaryl;

$R^4$  is halogen,  $-\text{CN}$ ,  $-\text{OR}^8$ , optionally substituted  $\text{C}_1$ - $\text{C}_4$ alkyl, optionally substituted  $\text{C}_1$ - $\text{C}_4$ fluoroalkyl, or optionally substituted  $\text{C}_1$ - $\text{C}_4$ heteroalkyl;

each  $R^5$  is independently H, halogen,  $-\text{CN}$ ,  $-\text{OR}^8$ ,  $-\text{SR}^8$ ,  $-\text{N}(\text{R}^8)_2$ , optionally substituted  $\text{C}_1$ - $\text{C}_4$ alkyl, optionally substituted  $\text{C}_1$ - $\text{C}_4$ fluoroalkyl, optionally substituted  $\text{C}_1$ - $\text{C}_4$ heteroalkyl, optionally substituted  $\text{C}_3$ - $\text{C}_6$ cycloalkyl, optionally substituted  $\text{C}_2$ - $\text{C}_{10}$ heterocycloalkyl, optionally substituted aryl, or optionally substituted heteroaryl;

each  $R^2$  is independently H, halogen,  $-\text{CN}$ ,  $-\text{OR}^8$ ,  $-\text{SR}^8$ ,  $-\text{S}(=\text{O})\text{R}^9$ ,  $-\text{S}(=\text{O})_2\text{R}^9$ ,  $-\text{S}(=\text{O})_2\text{N}(\text{R}^8)_2$ ,  $-\text{NR}^8\text{S}(=\text{O})_2\text{R}^9$ ,  $-\text{C}(=\text{O})\text{R}^9$ ,  $-\text{OC}(=\text{O})\text{R}^9$ ,  $-\text{C}(=\text{O})\text{OR}^8$ ,  $-\text{OC}(=\text{O})\text{OR}^9$ ,  $-\text{N}(\text{R}^8)_2$ ,  $-\text{OC}(=\text{O})\text{N}(\text{R}^8)_2$ ,  $-\text{NR}^8\text{C}(=\text{O})\text{R}^9$ ,  $-\text{NR}^8\text{C}(=\text{O})\text{OR}^9$ , optionally substituted  $\text{C}_1$ - $\text{C}_4$ alkyl, optionally substituted  $\text{C}_1$ - $\text{C}_4$ fluoroalkyl, optionally substituted  $\text{C}_1$ - $\text{C}_4$ heteroalkyl, optionally substituted  $\text{C}_3$ - $\text{C}_6$ cycloalkyl, optionally substituted aryl, or optionally substituted heteroaryl;

$R^6$  is H, optionally substituted  $\text{C}_1$ - $\text{C}_4$ alkyl, optionally substituted  $\text{C}_1$ - $\text{C}_4$ heteroalkyl, optionally substituted  $\text{C}_1$ - $\text{C}_4$ fluoroalkyl, optionally substituted  $\text{C}_3$ - $\text{C}_6$ cycloalkyl, optionally substituted  $\text{C}_3$ - $\text{C}_6$ cycloalkylalkyl, optionally substituted  $\text{C}_2$ - $\text{C}_{10}$ heterocycloalkyl, optionally substituted aryl, or optionally substituted heteroaryl;

$R^7$  is optionally substituted  $\text{C}_1$ - $\text{C}_4$ alkyl, optionally substituted  $\text{C}_1$ - $\text{C}_4$ heteroalkyl, optionally substituted  $\text{C}_1$ - $\text{C}_4$ fluoroalkyl, optionally substituted  $\text{C}_3$ - $\text{C}_6$ cycloalkyl, optionally substituted  $\text{C}_3$ - $\text{C}_6$ cycloalkylalkyl, optionally substituted  $\text{C}_2$ - $\text{C}_{10}$ heterocycloalkyl, optionally substituted aryl, or optionally substituted heteroaryl;

or  $R^6$  and  $R^7$  are taken together with the N atom to which they are attached to form an optionally substituted heterocycle;

each  $R^8$  is independently H, optionally substituted  $\text{C}_1$ - $\text{C}_4$ alkyl, optionally substituted  $\text{C}_1$ - $\text{C}_4$ heteroalkyl, optionally substituted  $\text{C}_1$ - $\text{C}_4$ fluoroalkyl, optionally substituted  $\text{C}_3$ - $\text{C}_6$ cycloalkyl, optionally substituted  $\text{C}_2$ - $\text{C}_{10}$ heterocycloalkyl, optionally substituted aryl, or optionally substituted heteroaryl;

or two  $R^8$  are taken together with the N atom to which they are attached to form an optionally substituted heterocycle;



each  $R^9$  is independently optionally substituted  $C_1$ - $C_4$ alkyl, optionally substituted  $C_1$ - $C_4$ heteroalkyl, optionally substituted  $C_1$ - $C_4$ fluoroalkyl, optionally substituted  $C_3$ - $C_6$ cycloalkyl, optionally substituted  $C_2$ - $C_{10}$ heterocycloalkyl, optionally substituted aryl, or optionally substituted heteroaryl;

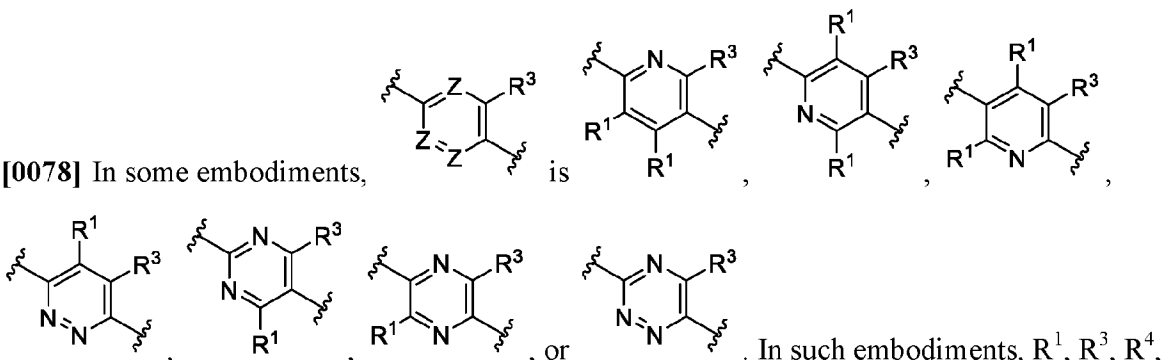
$R^{A1}$  and  $R^{A2}$  are each independently H, halogen,  $-OR^9$ , optionally substituted  $C_1$ - $C_4$ alkyl, optionally substituted  $C_1$ - $C_4$ heteroalkyl, optionally substituted  $C_1$ - $C_4$ fluoroalkyl, or optionally substituted aryl; provided that both  $R^{A1}$  and  $R^{A2}$  are not H;

$n$  is 0, 1, 2, 3, or 4; and

$q$  is 0, 1, 2, 3, or 4.

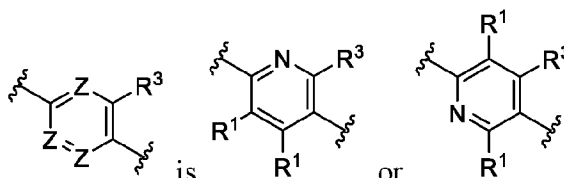
[0077] Provided in a second aspect is a compound of Formula (I), or a pharmaceutically acceptable salt, or solvate thereof wherein  $Z$ ,  $R^1$ ,  $R^3$ ,  $R^4$ ,  $R^5$ ,  $R^2$ ,  $R^8$ ,  $R^9$ ,  $R^{A1}$ ,  $R^{A2}$ ,  $n$  and  $q$  are as provided in the preceding paragraph;  $R^6$  is H, optionally substituted  $C_1$ - $C_4$ alkyl, optionally substituted  $C_1$ - $C_4$ heteroalkyl, optionally substituted  $C_1$ - $C_4$ fluoroalkyl, optionally substituted  $C_3$ - $C_6$ cycloalkyl, optionally substituted  $C_3$ - $C_6$ cycloalkylalkyl, optionally substituted  $C_2$ - $C_{10}$ heterocycloalkyl, optionally substituted aryl, or optionally substituted heteroaryl; and  $R^7$  is optionally substituted  $C_3$ - $C_6$ cycloalkylalkyl or  $R^7$  is methyl, ethyl,  $-\text{CH}_2\text{CF}_3$ ,  $-\text{CH}_2$ -cyclopropyl, or  $-\text{CH}_2\text{CH}_2\text{OCH}_3$ .  $R^7$  can be, for example, methyl, ethyl,  $-\text{CH}_2\text{CF}_3$ ,  $-\text{CH}_2$ -cyclopropyl, or  $-\text{CH}_2\text{CH}_2\text{OCH}_3$ . Alternatively,  $R^7$  can be, for example, optionally substituted  $C_3$ - $C_6$ cycloalkylalkyl or  $-\text{CH}_2$ -cyclobutyl.  $R^6$  can be, for example, hydrogen, optionally substituted  $C_1$ - $C_4$ alkyl, optionally substituted  $C_1$ - $C_4$ heteroalkyl, optionally substituted  $C_1$ - $C_4$ fluoroalkyl, optionally substituted  $C_3$ - $C_6$ cycloalkyl, or optionally substituted  $C_3$ - $C_6$ cycloalkylalkyl. Alternatively,  $R^6$  can be, for example, optionally substituted  $C_1$ - $C_4$ alkyl, optionally substituted  $C_1$ - $C_4$ heteroalkyl, optionally substituted  $C_1$ - $C_4$ fluoroalkyl, optionally substituted  $C_3$ - $C_6$ cycloalkyl, or optionally substituted  $C_3$ - $C_6$ cycloalkylalkyl. Alternatively,  $R^6$  can be, for example, methyl.

[0078] In some embodiments,

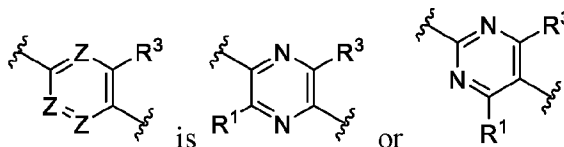


is

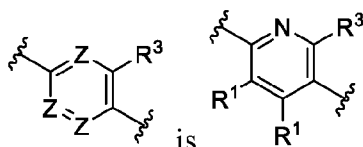
In such embodiments,  $R^1$ ,  $R^3$ ,  $R^4$ ,  $R^5$ ,  $R^2$ ,  $R^6$ ,  $R^7$ ,  $R^8$ ,  $R^9$ ,  $R^{A1}$ ,  $R^{A2}$ ,  $n$  and  $q$  can be as defined above for Formula (I) or can be as defined in any of the embodiments described herein for those substituents in any combination thereof.



**[0079]** In some embodiments, is or . In such embodiments, R<sup>1</sup>, R<sup>3</sup>, R<sup>4</sup>, R<sup>5</sup>, R<sup>2</sup>, R<sup>6</sup>, R<sup>7</sup>, R<sup>8</sup>, R<sup>9</sup>, R<sup>A1</sup>, R<sup>A2</sup>, n and q can be as defined above for Formula (I) or can be as defined in any of the embodiments described herein for those substituents in any combination thereof.



**[0080]** In some embodiments, is or . In such embodiments, R<sup>1</sup>, R<sup>3</sup>, R<sup>4</sup>, R<sup>5</sup>, R<sup>2</sup>, R<sup>6</sup>, R<sup>7</sup>, R<sup>8</sup>, R<sup>9</sup>, R<sup>A1</sup>, R<sup>A2</sup>, n and q can be as defined above for Formula (I) or can be as defined in any of the embodiments described herein for those substituents in any combination thereof.



**[0081]** In some embodiments, is . In such embodiments, R<sup>1</sup>, R<sup>3</sup>, R<sup>4</sup>, R<sup>5</sup>, R<sup>2</sup>, R<sup>6</sup>, R<sup>7</sup>, R<sup>8</sup>, R<sup>9</sup>, R<sup>A1</sup>, R<sup>A2</sup>, n and q can be as defined above for Formula (I) or can be as defined in any of the embodiments described herein for those substituents in any combination thereof.

**[0082]** In some embodiments, each R<sup>1</sup> is independently H, halogen, -CN, -OR<sup>8</sup>, optionally substituted C<sub>1</sub>-C<sub>4</sub>alkyl, optionally substituted C<sub>1</sub>-C<sub>4</sub>fluoroalkyl, or optionally substituted C<sub>1</sub>-C<sub>4</sub>heteroalkyl. In such embodiments, Z, R<sup>3</sup>, R<sup>4</sup>, R<sup>5</sup>, R<sup>2</sup>, R<sup>6</sup>, R<sup>7</sup>, R<sup>8</sup>, R<sup>9</sup>, R<sup>A1</sup>, R<sup>A2</sup>, n and q can be as defined above for Formula (I) or can be as defined in any of the embodiments described herein for those substituents in any combination thereof.

**[0083]** In some embodiments, each R<sup>1</sup> is independently H, halogen, -OR<sup>8</sup>, optionally substituted C<sub>1</sub>-C<sub>4</sub>alkyl, or optionally substituted C<sub>1</sub>-C<sub>4</sub>heteroalkyl. In such embodiments, Z, R<sup>3</sup>, R<sup>4</sup>, R<sup>5</sup>, R<sup>2</sup>, R<sup>6</sup>, R<sup>7</sup>, R<sup>8</sup>, R<sup>9</sup>, R<sup>A1</sup>, R<sup>A2</sup>, n and q can be as defined above for Formula (I) or can be as defined in any of the embodiments described herein for those substituents in any combination thereof.

**[0084]** In some embodiments, each R<sup>1</sup> is independently H. In some embodiments, each R<sup>1</sup> is independently halogen. In some embodiments, each R<sup>1</sup> is independently -CN. In some embodiments, each R<sup>1</sup> is independently -OR<sup>8</sup>. In some embodiments, each R<sup>1</sup> is independently optionally substituted C<sub>1</sub>-C<sub>4</sub>alkyl. In some embodiments, each R<sup>1</sup> is independently optionally substituted C<sub>1</sub>-C<sub>4</sub>fluoroalkyl. In some embodiments, each R<sup>1</sup> is independently optionally substituted C<sub>1</sub>-C<sub>4</sub>heteroalkyl. In all such embodiments, Z, R<sup>3</sup>, R<sup>4</sup>, R<sup>5</sup>, R<sup>2</sup>, R<sup>6</sup>, R<sup>7</sup>, R<sup>8</sup>, R<sup>9</sup>, R<sup>A1</sup>,

$R^{A2}$ , n and q can be as defined above for Formula (I) or can be as defined in any of the embodiments described herein for those substituents in any combination thereof.

**[0085]** In some embodiments,  $R^3$  is  $-CN$ ,  $-OR^8$ , optionally substituted  $C_1$ - $C_4$ alkyl, optionally substituted  $C_1$ - $C_4$ fluoroalkyl, optionally substituted  $C_1$ - $C_4$ heteroalkyl, optionally substituted  $C_3$ - $C_6$ cycloalkyl, or optionally substituted  $-O-C_3-C_6$ cycloalkyl. In such embodiments, Z,  $R^1$ ,  $R^4$ ,  $R^5$ ,  $R^2$ ,  $R^6$ ,  $R^7$ ,  $R^8$ ,  $R^9$ ,  $R^{A1}$ ,  $R^{A2}$ , n and q can be as defined above for Formula (I) or can be as defined in any of the embodiments described herein for those substituents in any combination thereof.

**[0086]** In some embodiments,  $R^3$  is  $-OR^8$ , optionally substituted  $C_1$ - $C_4$ alkyl, optionally substituted  $C_1$ - $C_4$ fluoroalkyl, or optionally substituted  $C_1$ - $C_4$ heteroalkyl. In such embodiments, Z,  $R^1$ ,  $R^4$ ,  $R^5$ ,  $R^2$ ,  $R^6$ ,  $R^7$ ,  $R^8$ ,  $R^9$ ,  $R^{A1}$ ,  $R^{A2}$ , n and q are can be as defined above for Formula (I) or can be as defined in any of the embodiments described herein for those substituents in any combination thereof.

**[0087]** In some embodiments,  $R^3$  is  $-CN$ . In some embodiments,  $R^3$  is  $-OR^8$ . In some embodiments,  $R^3$  is optionally substituted  $C_1$ - $C_4$ alkyl. In some embodiments,  $R^3$  is optionally substituted  $C_1$ - $C_4$ fluoroalkyl. In some embodiments,  $R^3$  is optionally substituted  $C_1$ - $C_4$ heteroalkyl. In some embodiments,  $R^3$  is optionally substituted  $C_3$ - $C_6$ cycloalkyl. In some embodiments,  $R^3$  is optionally substituted  $-O-C_3-C_6$ cycloalkyl. In all such embodiments, Z,  $R^1$ ,  $R^4$ ,  $R^5$ ,  $R^2$ ,  $R^6$ ,  $R^7$ ,  $R^8$ ,  $R^9$ ,  $R^{A1}$ ,  $R^{A2}$ , n and q can be as defined above for Formula (I) or can be as defined in any of the embodiments described herein for those substituents in any combination thereof.

**[0088]** In some embodiments,  $R^8$  is optionally substituted  $C_1$ - $C_4$ alkyl, optionally substituted  $C_1$ - $C_4$ heteroalkyl, optionally substituted  $C_1$ - $C_4$ fluoroalkyl, or optionally substituted  $C_3$ - $C_6$ cycloalkyl.

In some embodiments,  $R^8$  is optionally substituted  $C_1$ - $C_4$ alkyl. In some embodiments,  $R^8$  is optionally substituted  $C_1$ - $C_4$ heteroalkyl. In some embodiments,  $R^8$  is optionally substituted  $C_1$ - $C_4$ fluoroalkyl. In some embodiments,  $R^8$  is optionally substituted  $C_3$ - $C_6$ cycloalkyl. In all such embodiments, Z,  $R^1$ ,  $R^3$ ,  $R^4$ ,  $R^5$ ,  $R^2$ ,  $R^6$ ,  $R^7$ ,  $R^9$ ,  $R^{A1}$ ,  $R^{A2}$ , n and q can be as defined above for Formula (I) or can be as defined in any of the embodiments described herein for those substituents in any combination thereof.

**[0089]** In some embodiments,  $R^4$  is halogen,  $-CN$ ,  $-OR^8$ , optionally substituted  $C_1$ - $C_4$ alkyl, or optionally substituted  $C_1$ - $C_4$ fluoroalkyl. In such embodiments, Z,  $R^1$ ,  $R^3$ ,  $R^5$ ,  $R^2$ ,  $R^6$ ,  $R^7$ ,  $R^8$ ,  $R^9$ ,  $R^{A1}$ ,  $R^{A2}$ , n and q can be as defined above for Formula (I) or can be as defined in any of the embodiments described herein for those substituents in any combination thereof.

**[0090]** In some embodiments,  $R^4$  is halogen,  $-CN$ ,  $-OR^8$ , optionally substituted  $C_1$ - $C_4$ alkyl, or optionally substituted  $C_1$ - $C_4$ fluoroalkyl. In such embodiments, Z,  $R^1$ ,  $R^3$ ,  $R^5$ ,  $R^2$ ,  $R^6$ ,  $R^7$ ,  $R^8$ ,  $R^9$ ,

$R^{A1}$ ,  $R^{A2}$ ,  $n$  and  $q$  can be as defined above for Formula (I) or can be as defined in any of the embodiments described herein for those substituents in any combination thereof.

**[0091]** In some embodiments,  $R^4$  is halogen, optionally substituted  $C_1$ - $C_4$ alkyl, or optionally substituted  $C_1$ - $C_4$ fluoroalkyl. In such embodiments,  $Z$ ,  $R^1$ ,  $R^3$ ,  $R^5$ ,  $R^2$ ,  $R^6$ ,  $R^7$ ,  $R^8$ ,  $R^9$ ,  $R^{A1}$ ,  $R^{A2}$ ,  $n$  and  $q$  can be as defined above for Formula (I) or can be as defined in any of the embodiments described herein for those substituents in any combination thereof.

**[0092]** In some embodiments,  $R^4$  is halogen. In some embodiments,  $R^4$  is -Cl, -Br, -F, or -I. In all such embodiments,  $Z$ ,  $R^1$ ,  $R^3$ ,  $R^5$ ,  $R^2$ ,  $R^6$ ,  $R^7$ ,  $R^8$ ,  $R^9$ ,  $R^{A1}$ ,  $R^{A2}$ ,  $n$  and  $q$  can be as defined above for Formula (I) or can be as defined in any of the embodiments described herein for those substituents in any combination thereof.

**[0093]** In some embodiments,  $R^4$  is  $-OR^8$ . In some embodiments,  $R^8$  is H, optionally substituted  $C_1$ - $C_4$ alkyl, or optionally substituted  $C_1$ - $C_4$ fluoroalkyl. In all such embodiments,  $Z$ ,  $R^1$ ,  $R^3$ ,  $R^5$ ,  $R^2$ ,  $R^6$ ,  $R^7$ ,  $R^8$ ,  $R^9$ ,  $R^{A1}$ ,  $R^{A2}$ ,  $n$  and  $q$  can be as defined above for Formula (I) or can be as defined in any of the embodiments described herein for those substituents in any combination thereof.

**[0094]** In some embodiments,  $R^4$  is optionally substituted  $C_1$ - $C_4$ alkyl. In some embodiments,  $R^4$  is methyl, ethyl, propyl, or butyl. In all such embodiments,  $Z$ ,  $R^1$ ,  $R^3$ ,  $R^5$ ,  $R^2$ ,  $R^6$ ,  $R^7$ ,  $R^8$ ,  $R^9$ ,  $R^{A1}$ ,  $R^{A2}$ ,  $n$  and  $q$  can be as defined above for Formula (I) or can be as defined in any of the embodiments described herein for those substituents in any combination thereof.

**[0095]** In some embodiments,  $R^4$  is optionally substituted  $C_1$ - $C_4$ fluoroalkyl. In some embodiments,  $R^4$  is  $-CF_3$ ,  $-CF_2CH_3$ , or  $-CH_2CF_3$ . In all such embodiments,  $Z$ ,  $R^1$ ,  $R^3$ ,  $R^5$ ,  $R^2$ ,  $R^6$ ,  $R^7$ ,  $R^8$ ,  $R^9$ ,  $R^{A1}$ ,  $R^{A2}$ ,  $n$  and  $q$  can be as defined above for Formula (I) or can be as defined in any of the embodiments described herein for those substituents in any combination thereof.

**[0096]** In some embodiments,  $R^5$  is H, halogen, -CN,  $-OR^8$ ,  $-SR^8$ ,  $-N(R^8)_2$ , optionally substituted  $C_1$ - $C_4$ alkyl, or optionally substituted  $C_1$ - $C_4$ fluoroalkyl. In such embodiments,  $Z$ ,  $R^1$ ,  $R^3$ ,  $R^4$ ,  $R^2$ ,  $R^6$ ,  $R^7$ ,  $R^8$ ,  $R^9$ ,  $R^{A1}$ ,  $R^{A2}$ ,  $n$  and  $q$  can be as defined above for Formula (I) or can be as defined in any of the embodiments described herein for those substituents in any combination thereof.

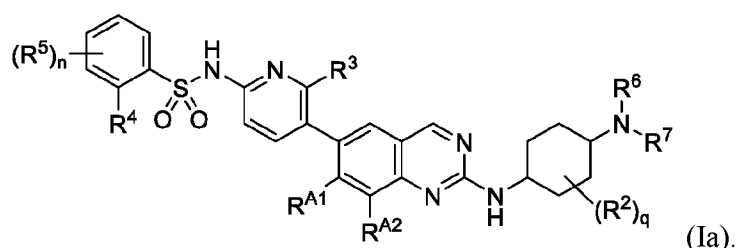
**[0097]** In some embodiments,  $R^5$  is H. In some embodiments,  $R^5$  is halogen. In some embodiments,  $R^5$  is -Cl, -Br, -F, or -I. In all such embodiments,  $Z$ ,  $R^1$ ,  $R^3$ ,  $R^4$ ,  $R^2$ ,  $R^6$ ,  $R^7$ ,  $R^8$ ,  $R^9$ ,  $R^{A1}$ ,  $R^{A2}$ ,  $n$  and  $q$  can be as defined above for Formula (I) or can be as defined in any of the embodiments described herein for those substituents in any combination thereof.

**[0098]** In some embodiments,  $R^5$  is  $-OR^8$ . In some embodiments,  $R^8$  is H, optionally substituted  $C_1$ - $C_4$ alkyl, or optionally substituted  $C_1$ - $C_4$ fluoroalkyl. In all such embodiments,  $Z$ ,  $R^1$ ,  $R^3$ ,  $R^4$ ,  $R^2$ ,  $R^6$ ,  $R^7$ ,  $R^8$ ,  $R^9$ ,  $R^{A1}$ ,  $R^{A2}$ ,  $n$  and  $q$  can be as defined above for Formula (I) or can be as defined in any of the embodiments described herein for those substituents in any combination thereof.

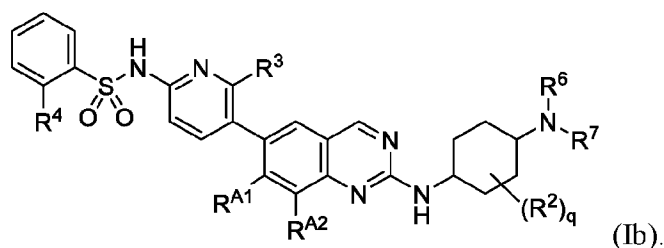
**[0099]** In some embodiments,  $R^5$  is optionally substituted  $C_1$ - $C_4$ alkyl. In some embodiments,  $R^5$  is methyl, ethyl, propyl, or butyl. In all such embodiments,  $Z$ ,  $R^1$ ,  $R^3$ ,  $R^4$ ,  $R^2$ ,  $R^6$ ,  $R^7$ ,  $R^8$ ,  $R^9$ ,  $R^{A1}$ ,  $R^{A2}$ ,  $n$  and  $q$  can be as defined above for Formula (I) or can be as defined in any of the embodiments described herein for those substituents in any combination thereof.

**[00100]** In some embodiments,  $R^5$  is optionally substituted  $C_1$ - $C_4$ fluoroalkyl. In some embodiments,  $R^5$  is  $-CF_3$ ,  $-CF_2CH_3$ , or  $-CH_2CF_3$ . In all such embodiments,  $Z$ ,  $R^1$ ,  $R^3$ ,  $R^4$ ,  $R^2$ ,  $R^6$ ,  $R^7$ ,  $R^8$ ,  $R^9$ ,  $R^{A1}$ ,  $R^{A2}$ ,  $n$  and  $q$  can be as defined above for Formula (I) or can be as defined in any of the embodiments described herein for those substituents in any combination thereof.

**[00101]** In some embodiments, the compound of Formula (I) has the structure of formula (Ia)



**[00102]** In some embodiments, the compound of Formula (I) has the structure of formula (Ib)



**[00103]** In some embodiments, each  $R^2$  is independently H, halogen,  $-OR^8$ , optionally substituted  $C_1$ - $C_4$ alkyl, optionally substituted  $C_1$ - $C_4$ heteroalkyl, or optionally substituted  $C_1$ - $C_4$ fluoroalkyl. In such embodiments,  $Z$ ,  $R^1$ ,  $R^3$ ,  $R^4$ ,  $R^5$ ,  $R^6$ ,  $R^7$ ,  $R^8$ ,  $R^9$ ,  $R^{A1}$ ,  $R^{A2}$ ,  $n$  and  $q$  can be as defined above for Formula (I) or can be as defined in any of the embodiments described herein in any combination thereof.

**[00104]** In some embodiments,  $q$  is 0, 1, 2, or 3. In some embodiments,  $q$  is 0, 1, or 2. In some embodiments,  $q$  is 0. In some embodiments,  $q$  is 1. In some embodiments,  $q$  is 2. In all such embodiments,  $Z$ ,  $R^1$ ,  $R^3$ ,  $R^4$ ,  $R^5$ ,  $R^2$ ,  $R^6$ ,  $R^7$ ,  $R^8$ ,  $R^9$ ,  $R^{A1}$ ,  $R^{A2}$ , and  $n$  can be as defined above for Formula (I) or can be as defined in any of the embodiments described herein in any combination thereof.

**[00105]** In some embodiments,  $R^6$  is H, optionally substituted  $C_1$ - $C_4$ alkyl, optionally substituted  $C_1$ - $C_4$ heteroalkyl, optionally substituted  $C_1$ - $C_4$ fluoroalkyl, optionally substituted  $C_3$ - $C_6$ cycloalkyl, or optionally substituted  $C_3$ - $C_6$ cycloalkylalkyl. In such embodiments,  $Z$ ,  $R^1$ ,  $R^3$ ,

$R^4$ ,  $R^5$ ,  $R^2$ ,  $R^7$ ,  $R^8$ ,  $R^9$ ,  $R^{A1}$ ,  $R^{A2}$ ,  $n$  and  $q$  can be as defined above for Formula (I) or can be as defined in any of the embodiments described herein in any combination thereof.

**[00106]** In some embodiments,  $R^6$  is optionally substituted  $C_1$ - $C_4$ alkyl. In some embodiments,  $R^6$  is methyl. In some embodiments,  $R^6$  is ethyl. In some embodiments,  $R^6$  is propyl. In all such embodiments,  $Z$ ,  $R^1$ ,  $R^3$ ,  $R^4$ ,  $R^5$ ,  $R^2$ ,  $R^7$ ,  $R^8$ ,  $R^9$ ,  $R^{A1}$ ,  $R^{A2}$ ,  $n$  and  $q$  can be as defined above for Formula (I) or can be as defined in any of the embodiments described herein in any combination thereof.

**[00107]** In some embodiments,  $R^6$  is optionally substituted  $C_1$ - $C_4$ heteroalkyl. In some embodiments,  $R^6$  is optionally substituted  $C_1$ - $C_4$ fluoroalkyl. In some embodiments,  $R^6$  is optionally substituted  $C_3$ - $C_6$ cycloalkyl. In some embodiments,  $R^6$  is optionally substituted  $C_3$ - $C_6$ cycloalkylalkyl. In some embodiments,  $R^6$  is H. In all such embodiments,  $Z$ ,  $R^1$ ,  $R^3$ ,  $R^4$ ,  $R^5$ ,  $R^2$ ,  $R^7$ ,  $R^8$ ,  $R^9$ ,  $R^{A1}$ ,  $R^{A2}$ ,  $n$  and  $q$  can be as defined above for Formula (I) or can be as defined in any of the embodiments described herein in any combination thereof.

**[00108]** In some embodiments,  $R^7$  is optionally substituted  $C_1$ - $C_4$ alkyl, optionally substituted  $C_1$ - $C_4$ heteroalkyl, optionally substituted  $C_1$ - $C_4$ fluoroalkyl, optionally substituted  $C_3$ - $C_6$ cycloalkyl, or optionally substituted  $C_3$ - $C_6$ cycloalkylalkyl. In such embodiments,  $Z$ ,  $R^1$ ,  $R^3$ ,  $R^4$ ,  $R^5$ ,  $R^2$ ,  $R^6$ ,  $R^8$ ,  $R^9$ ,  $R^{A1}$ ,  $R^{A2}$ ,  $n$  and  $q$  can be as defined above for Formula (I) or can be as defined in any of the embodiments described herein in any combination thereof.

**[00109]** In some embodiments,  $R^7$  is optionally substituted  $C_1$ - $C_4$ alkyl. In some embodiments,  $R^7$  is optionally substituted  $C_1$ - $C_4$ heteroalkyl. In some embodiments,  $R^7$  is optionally substituted  $C_3$ - $C_6$ cycloalkyl. In some embodiments,  $R^7$  is optionally substituted  $C_1$ - $C_4$ alkyl. In some embodiments,  $R^7$  is optionally substituted  $C_3$ - $C_6$ cycloalkylalkyl. In some embodiments,  $R^7$  is selected from the group of methyl, ethyl,  $-\text{CH}_2\text{CF}_3$ ,  $-\text{CH}_2$ -cyclopropyl, or  $-\text{CH}_2\text{CH}_2\text{OCH}_3$ . In all such embodiments,  $Z$ ,  $R^1$ ,  $R^3$ ,  $R^4$ ,  $R^5$ ,  $R^2$ ,  $R^6$ ,  $R^8$ ,  $R^9$ ,  $R^{A1}$ ,  $R^{A2}$ ,  $n$  and  $q$  can be as defined above for Formula (I) or can be as defined in any of the embodiments described herein in any combination thereof.

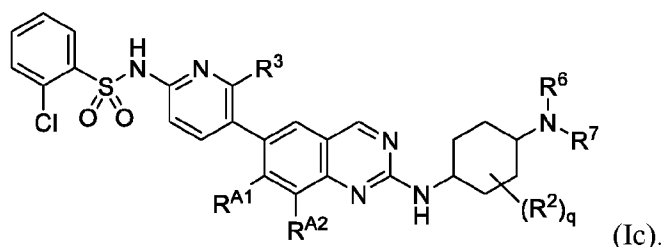
**[00110]** In some embodiments,  $R^{A1}$  is H, optionally substituted  $C_1$ - $C_4$ alkyl, optionally substituted  $C_1$ - $C_4$ heteroalkyl, or optionally substituted  $C_1$ - $C_4$ fluoroalkyl. In such embodiments,  $Z$ ,  $R^1$ ,  $R^3$ ,  $R^4$ ,  $R^5$ ,  $R^2$ ,  $R^6$ ,  $R^7$ ,  $R^8$ ,  $R^9$ ,  $R^{A2}$ ,  $n$  and  $q$  can be as defined above for Formula (I) or can be as defined in any of the embodiments described herein in any combination thereof.

**[00111]** In some embodiments,  $R^{A1}$  is H. In some embodiments,  $R^{A1}$  is optionally substituted  $C_1$ - $C_4$ alkyl. In some embodiments,  $R^{A1}$  is optionally substituted  $C_1$ - $C_4$ heteroalkyl. In some embodiments,  $R^{A1}$  is optionally substituted  $C_1$ - $C_4$ fluoroalkyl. In all such embodiments,  $Z$ ,  $R^1$ ,  $R^3$ ,  $R^4$ ,  $R^5$ ,  $R^2$ ,  $R^6$ ,  $R^7$ ,  $R^8$ ,  $R^9$ ,  $R^{A2}$ ,  $n$  and  $q$  can be as defined above for Formula (I) or can be as defined in any of the embodiments described herein in any combination thereof.

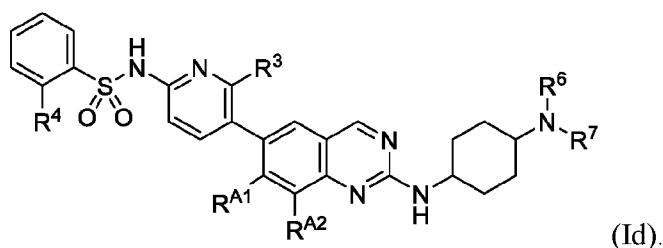
[00112] In some embodiments,  $R^{A2}$  is H, optionally substituted  $C_1$ - $C_4$ alkyl, optionally substituted  $C_1$ - $C_4$ heteroalkyl, or optionally substituted  $C_1$ - $C_4$ fluoroalkyl. In such embodiments, Z,  $R^1$ ,  $R^3$ ,  $R^4$ ,  $R^5$ ,  $R^2$ ,  $R^6$ ,  $R^7$ ,  $R^8$ ,  $R^9$ ,  $R^{A1}$ , n and q can be as defined above for Formula (I) or can be as defined in any of the embodiments described herein in any combination thereof.

[00113] In some embodiments,  $R^{A2}$  is optionally substituted  $C_1$ - $C_4$ alkyl. In some embodiments,  $R^{A2}$  is methyl, ethyl, propyl, or butyl. In some embodiments,  $R^{A2}$  is ethyl. In some embodiments,  $R^{A2}$  is optionally substituted  $C_1$ - $C_4$ heteroalkyl. In some embodiments,  $R^{A2}$  is optionally substituted  $C_1$ - $C_4$ fluoroalkyl. In some embodiments,  $R^{A2}$  is H. In all such embodiments, Z,  $R^1$ ,  $R^3$ ,  $R^4$ ,  $R^5$ ,  $R^2$ ,  $R^6$ ,  $R^7$ ,  $R^8$ ,  $R^9$ ,  $R^{A1}$ , n and q can be as defined above for Formula (I) or can be as defined in any of the embodiments described herein in any combination thereof.

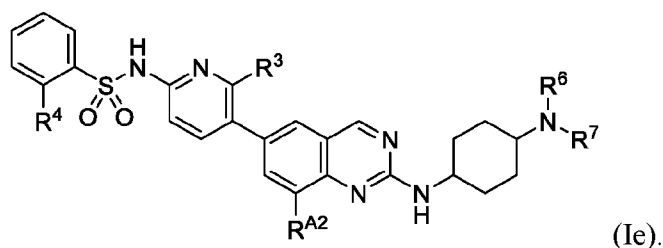
[00114] In some embodiments, the compound of Formula (I) has the structure of formula (Ic)



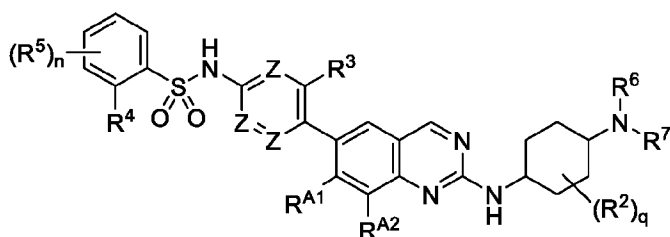
[00115] In some embodiments, the compound of Formula (I) has the structure of formula (Id)



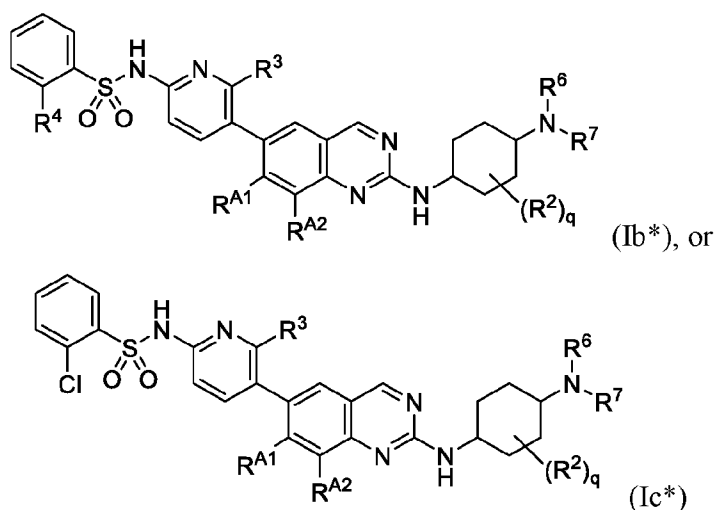
[00116] In some embodiments, the compound of Formula (I) has the structure of formula (Ie)



[00117] In another aspect, provided herein is a compound of Formula (I\*), (Ib\*), or (Ic\*) or a pharmaceutically acceptable salt, or solvate thereof:



Formula (I\*),



wherein,

each Z is independently N or CR<sup>1</sup>, provided that at least one Z is N;

each R<sup>1</sup> is independently hydrogen, fluorine, chlorine or cyano;

R<sup>3</sup> is -CN, optionally substituted C<sub>1</sub>-C<sub>3</sub>alkyl, optionally substituted C<sub>3</sub>-C<sub>4</sub>cycloalkyl, optionally substituted -O-C<sub>3</sub>-C<sub>4</sub>cycloalkyl, or optionally substituted -O-C<sub>1</sub>-C<sub>3</sub>alkyl;

R<sup>4</sup> is chlorine, -CH<sub>3</sub>, cyano, -OCH<sub>3</sub>, or CF<sub>3</sub>;

each R<sup>5</sup> is independently hydrogen, chlorine, -CH<sub>3</sub>, cyano, -OCH<sub>3</sub>, or CF<sub>3</sub>;

each R<sup>2</sup> is independently hydrogen, fluorine, -CH<sub>3</sub>, or -OH;

R<sup>6</sup> is H, or C<sub>1</sub>-C<sub>3</sub>alkyl;

R<sup>7</sup> is optionally substituted C<sub>1</sub>-C<sub>3</sub>alkyl; C<sub>1</sub>-C<sub>3</sub>fluoroalkyl, C<sub>1</sub>-C<sub>3</sub>heteroalkyl, or C<sub>3</sub>-C<sub>4</sub>cycloalkyl-C<sub>1</sub>-C<sub>3</sub>alkyl;

or R<sup>6</sup> and R<sup>7</sup> are taken together with the N atom to which they are attached to form an optionally substituted 4 to 6 membered ring, the remainder of the ring atoms being carbon;

R<sup>A1</sup> and R<sup>A2</sup> are each independently H, optionally substituted C<sub>1</sub>-C<sub>3</sub>alkyl; C<sub>1</sub>-C<sub>3</sub>fluoroalkyl, C<sub>1</sub>-C<sub>3</sub>heteroalkyl, or C<sub>3</sub>-C<sub>4</sub>cycloalkyl-C<sub>1</sub>-C<sub>3</sub>alkyl, provided that both R<sup>A1</sup> and R<sup>A2</sup> are not hydrogen;

n is 0, 1, 2, 3, or 4; and

q is 0, 1, 2, 3, or 4.

**[00118]** In some such aspects of Formulas (I\*), (Ib\*) or (Ic\*), R<sup>A1</sup> is H or C<sub>1-3</sub> alkyl and Z, R<sup>1</sup>, R<sup>3</sup>, R<sup>4</sup>, R<sup>5</sup>, R<sup>2</sup>, R<sup>6</sup>, R<sup>7</sup>, R<sup>8</sup>, R<sup>9</sup>, R<sup>A2</sup>, n and q can be as defined above for Formulas (I\*), (Ib\*) or (Ic\*) or can be as defined in any of the embodiments described herein for Formulas (I\*), (Ib\*) or (Ic\*) in any combination thereof.



**[00119]** In some such aspects of Formulas (I\*), (Ib\*) or (Ic\*), one or more of  $R^3$ ,  $R^7$ ,  $R^{A1}$ , and  $R^{A2}$  are optionally substituted, wherein optional substituents are each independently selected from fluorine, -OH, -OCH<sub>3</sub>, -OCH<sub>2</sub>CH<sub>3</sub>, -OCH<sub>2</sub>CH<sub>2</sub>CH<sub>3</sub>, -NH<sub>2</sub>, -NH(CH<sub>3</sub>), or -N(CH<sub>3</sub>)<sub>2</sub> and Z,  $R^1$ ,  $R^4$ ,  $R^5$ ,  $R^2$ ,  $R^6$ ,  $R^8$ ,  $R^9$ , n and q can be as defined above for Formulas (I\*), (Ib\*) or (Ic\*) or can be as defined in any of the embodiments described herein for Formulas (I\*), (Ib\*) or (Ic\*) in any combination thereof.

**[00120]** In some such aspects of Formulas (I\*), (Ib\*) or (Ic\*), one or more of  $R^3$ ,  $R^7$ ,  $R^{A1}$ , and  $R^{A2}$  are optionally substituted, wherein optional substituents are each independently selected from fluorine, -OH, -OCH<sub>3</sub>, -OCH<sub>2</sub>CH<sub>3</sub>, -OCH<sub>2</sub>CH<sub>2</sub>CH<sub>3</sub>, -NH(CH<sub>3</sub>), or -N(CH<sub>3</sub>)<sub>2</sub> and Z,  $R^1$ ,  $R^4$ ,  $R^5$ ,  $R^2$ ,  $R^6$ ,  $R^8$ ,  $R^9$ , n and q can be as defined above for Formulas (I\*), (Ib\*) or (Ic\*) or can be as defined in any of the embodiments described herein for Formulas (I\*), (Ib\*) or (Ic\*) in any combination thereof.

**[00121]** In some such aspects of Formulas (I\*), (Ib\*) or (Ic\*), one or more of  $R^7$ ,  $R^{A1}$ , and  $R^{A2}$  are C<sub>1</sub>-C<sub>3</sub>heteroalkyl, wherein a heteroatom in the C<sub>1</sub>-C<sub>3</sub>heteroalkyl is oxygen and Z,  $R^1$ ,  $R^3$ ,  $R^4$ ,  $R^5$ ,  $R^2$ ,  $R^6$ ,  $R^8$ ,  $R^9$ , n and q can be as defined above for Formulas (I\*), (Ib\*) or (Ic\*) or can be as defined in any of the embodiments described herein for Formulas (I\*), (Ib\*) or (Ic\*) in any combination thereof.

**[00122]** In some such aspects of Formulas (I\*), (Ib\*) or (Ic\*),  $R^6$  is H, or methyl and  $R^7$  is methyl, ethyl, CH<sub>2</sub>CF<sub>3</sub>, CH<sub>2</sub>-cyclopropyl or CH<sub>2</sub>CH<sub>2</sub>OCH<sub>3</sub> and Z,  $R^1$ ,  $R^3$ ,  $R^4$ ,  $R^5$ ,  $R^2$ ,  $R^8$ ,  $R^9$ ,  $R^{A1}$ , and  $R^{A2}$ , n and q can be as defined above for Formulas (I\*), (Ib\*) or (Ic\*) or can be as defined in any of the embodiments described herein for Formulas (I\*), (Ib\*) or (Ic\*) in any combination thereof.

**[00123]** In some such aspects of Formulas (I\*), (Ib\*) or (Ic\*),  $R^6$  is methyl and  $R^7$  is methyl, ethyl, CH<sub>2</sub>CF<sub>3</sub>, CH<sub>2</sub>-cyclopropyl or CH<sub>2</sub>CH<sub>2</sub>OCH<sub>3</sub> and Z,  $R^1$ ,  $R^3$ ,  $R^4$ ,  $R^5$ ,  $R^2$ ,  $R^8$ ,  $R^9$ ,  $R^{A1}$ , and  $R^{A2}$ , n and q can be as defined above for Formulas (I\*), (Ib\*) or (Ic\*) or can be as defined in any of the embodiments described herein for Formulas (I\*), (Ib\*) or (Ic\*) in any combination thereof.

**[00124]** In some such aspects of Formulas (I\*), (Ib\*) or (Ic\*), q is zero.

**[00125]** In some such aspects of Formulas (I\*), (Ib\*) or (Ic\*), each Z is independently N or CR<sup>1</sup>, provided that at least one Z is N; each R<sup>1</sup> is independently hydrogen, fluorine, chlorine or cyano;  $R^3$  is C<sub>1</sub>-C<sub>3</sub>alkyl or -OC<sub>1</sub>-C<sub>3</sub>alkyl;  $R^{A1}$  is hydrogen, or C<sub>1</sub>-C<sub>3</sub>alkyl;  $R^{A2}$  is C<sub>1</sub>-C<sub>3</sub>alkyl, C<sub>1</sub>-C<sub>3</sub>fluoroalkyl, or C<sub>1</sub>-C<sub>3</sub>heteroalkyl; provided that both  $R^{A1}$  and  $R^{A2}$  are not hydrogen;  $R^4$  is chlorine; each R<sup>5</sup> is independently hydrogen, chlorine, -CH<sub>3</sub>, cyano, -OCH<sub>3</sub>, or CF<sub>3</sub>; n is 0, 1, 2, 3, or 4; and q is zero.

**[00126]** In some such aspects of Formulas (I\*), (Ib\*) or (Ic\*) of Formulas (I\*), (Ib\*) or (Ic\*) ,

$R^1$  is fluorine;

$R^3$  is methyl, ethyl, or  $-OCH_3$ ;

$R^4$  is chlorine, or  $-CH_3$ ;

$R^6$  is H, or methyl;

$R^7$  is methyl, ethyl,  $CH_2CF_3$ ,  $CH_2$ -cyclopropyl or  $CH_2CH_2OCH_3$ ;

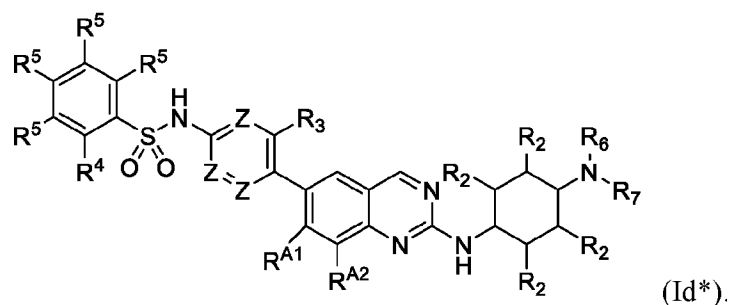
$R^{A2}$  is ethyl, hydrogen,  $CF_2CH_3$ ,  $CF_3$ ,  $CH_2OCH_3$ , or  $CH_3$ ;

$R^{A2}$  is methyl or H;

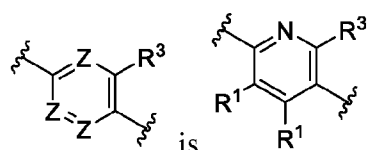
n is 0; and

q is 0.

[00127] In another aspect, provided herein is a compound of Formula (Id\*) or a pharmaceutically acceptable salt, or solvate thereof:



wherein Z,  $R^1$ ,  $R^3$ ,  $R^4$ ,  $R^5$ ,  $R^2$ ,  $R^6$ ,  $R^7$ ,  $R^8$ ,  $R^9$ ,  $R^{A1}$ , and  $R^{A2}$  are as described for Formula (I). In some such embodiments, each Z is independently N or  $CR^1$ , provided that at least one Z is N; each  $R^5$  is independently hydrogen, chlorine, fluorine, or  $C_1$ - $C_3$ alkyl;  $R^4$  is chlorine or  $C_1$ - $C_3$ alkyl;  $R^3$  is  $C_1$ - $C_3$ alkyl or  $-OC_1$ - $C_3$ alkyl;  $R^{A1}$  is fluorine, chlorine, hydrogen, or  $C_1$ - $C_3$ alkyl;  $R^{A2}$  is  $C_1$ - $C_3$ alkyl,  $-OC_1$ - $C_3$ alkyl, hydrogen,  $C_1$ - $C_3$ fluoroalkyl, fluorine, chlorine, or  $C_1$ - $C_3$ heteroalkyl; provided that both  $R^{A1}$  and  $R^{A2}$  are not hydrogen; each  $R^2$  is independently hydrogen or fluorine; and  $R^1$  is hydrogen or fluorine; and wherein one, two or three Zs are



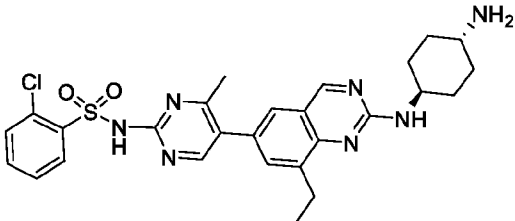
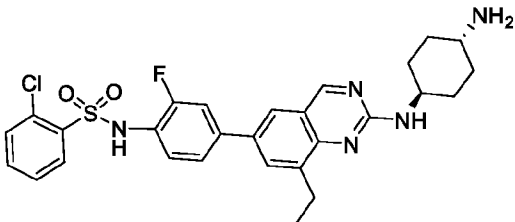
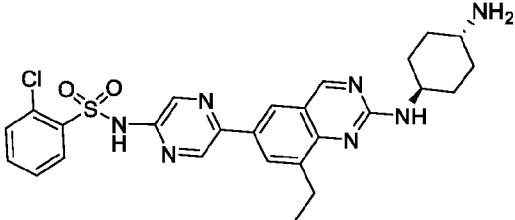
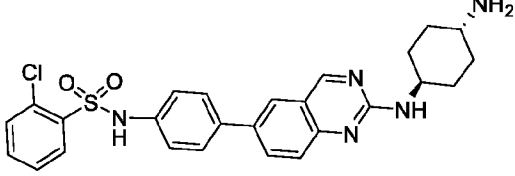
nitrogen. In an illustrative example, is . In some such aspects, each  $R^5$  is independently hydrogen, chlorine, fluorine, or  $-CH_3$ ;  $R^4$  is chlorine or  $-CH_3$ ;  $R^3$  is  $-CH_3$ ,  $-CH_2CH_3$ , or  $-OCH_3$ ;

$R^{A1}$  is fluorine, chlorine, hydrogen, or  $-CH_3$ ;  $R^{A2}$  is hydrogen,  $-CH_3$ ,  $-CH_2CH_3$ ,  $-OCH_3$ ,  $CF_3$ ,  $CF_2CH_3$ ,  $CH_2OCH_3$ , or fluorine; provided that both  $R^{A1}$  and  $R^{A2}$  are not hydrogen; each  $R^2$  is independently hydrogen or fluorine; and  $R^1$  is hydrogen or fluorine.  $R^6$  and  $R^7$  can be as described in any of the embodiments set forth herein. For example,  $R^7$  can be optionally

substituted C<sub>3</sub>-C<sub>6</sub>cycloalkylalkyl or R<sup>7</sup> can be selected from the group of methyl, ethyl, -CH<sub>2</sub>CF<sub>3</sub>, -CH<sub>2</sub>-cyclopropyl, or -CH<sub>2</sub>CH<sub>2</sub>OCH<sub>3</sub> or R<sup>7</sup> can be selected from the group of methyl, ethyl, -CH<sub>2</sub>CF<sub>3</sub>, -CH<sub>2</sub>-cyclopropyl, -CH<sub>2</sub>-cyclobutyl, or -CH<sub>2</sub>CH<sub>2</sub>OCH<sub>3</sub>; and R<sup>6</sup> is as described herein for any of the embodiments. For example, R<sup>6</sup> can be hydrogen or C<sub>1-4</sub> alkyl or R<sup>6</sup> can be hydrogen or methyl. In some such embodiments, each R<sup>5</sup> is hydrogen; R<sup>4</sup> is chlorine; each R<sup>2</sup> is hydrogen; and R<sup>1</sup> is hydrogen.

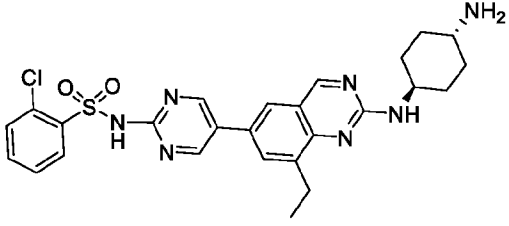
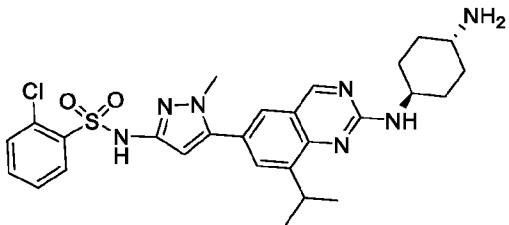
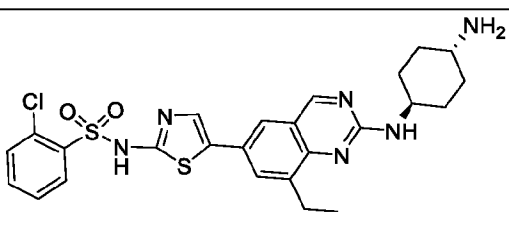
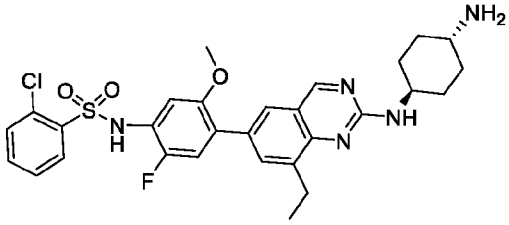
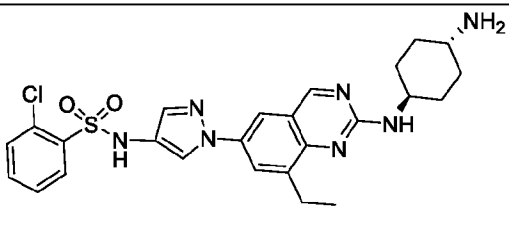
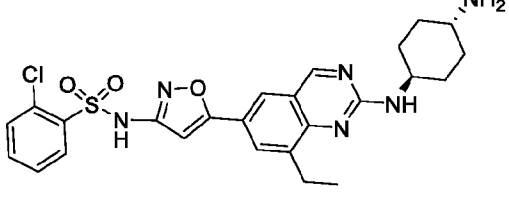
**[00128]** In some embodiments, a compound described herein is selected from any one of the compounds from **Table 1**.

**Table 1**

Compound No.	Structure	Name
23		N-(5-(2-(((1r,4r)-4-aminocyclohexyl)amino)-8-ethylquinazolin-6-yl)-4-methylpyrimidin-2-yl)-2-chlorobenzenesulfonamide
24		N-(4-(2-(((1r,4r)-4-aminocyclohexyl)amino)-8-ethylquinazolin-6-yl)-2-fluorophenyl)-2-chlorobenzenesulfonamide
25		N-(5-(2-(((1r,4r)-4-aminocyclohexyl)amino)-8-ethylquinazolin-6-yl)pyrazin-2-yl)-2-chlorobenzenesulfonamide
26		N-(4-(2-(((1r,4r)-4-aminocyclohexyl)amino)quinazolin-6-yl)phenyl)-2-chlorobenzenesulfonamide

Compound No.	Structure	Name
27		N-(5-(2-(((1r,4r)-4-aminocyclohexyl)amino)-8-ethylquinazolin-6-yl)pyridin-2-yl)-2-chlorobenzenesulfonamide
28		N-(6-(2-(((1r,4r)-4-aminocyclohexyl)amino)-8-ethylquinazolin-6-yl)pyridin-3-yl)-2-chlorobenzenesulfonamide
29		N-(5-(2-(((1r,4r)-4-aminocyclohexyl)amino)-8-ethylquinazolin-6-yl)-1H-pyrazol-3-yl)-2-chlorobenzenesulfonamide
30		N-(4-(2-(((1r,4r)-4-aminocyclohexyl)amino)-8-hydroxyquinazolin-6-yl)-3-methylphenyl)-2-chloro-N-methylbenzenesulfonamide
31		N-(4-(2-(((1r,4r)-4-aminocyclohexyl)amino)-8-ethylquinazolin-6-yl)-3-methylphenyl)-2-chloro-N-methylbenzenesulfonamide
32		N-(6-(2-(((1r,4r)-4-aminocyclohexyl)amino)-8-ethylquinazolin-6-yl)pyridazin-3-yl)-2-chlorobenzenesulfonamide

Compound No.	Structure	Name
33		N-(2-(2-(((1r,4r)-4-aminocyclohexyl)amino)-8-ethylquinazolin-6-yl)pyrimidin-5-yl)-2-chlorobenzenesulfonamide
34		N-(4-(2-(((1r,4r)-4-aminocyclohexyl)amino)-8-ethylquinazolin-6-yl)-3-ethylphenyl)-2-chlorobenzenesulfonamide
35		N-(4-(2-(((1r,4r)-4-aminocyclohexyl)amino)-8-ethylquinazolin-6-yl)-3-fluorophenyl)-2-chlorobenzenesulfonamide
36		N-(4-(2-(((1r,4r)-4-aminocyclohexyl)amino)-8-methoxyquinazolin-6-yl)-3-methylphenyl)-2-chlorobenzenesulfonamide
37		N-(5-(2-(((1r,4r)-4-aminocyclohexyl)amino)-8-ethylquinazolin-6-yl)-6-methoxypyridin-2-yl)-2-chlorobenzenesulfonamide
38		N-(5-(2-(((1r,4r)-4-aminocyclohexyl)amino)-8-ethylquinazolin-6-yl)-4-methylthiazol-2-yl)-2-chlorobenzenesulfonamide

Compound No.	Structure	Name
39		N-(5-(2-(((1r,4r)-4-aminocyclohexyl)amino)-8-ethylquinazolin-6-yl)pyrimidin-2-yl)-2-chlorobenzenesulfonamide
40		N-(5-(2-(((1r,4r)-4-aminocyclohexyl)amino)-8-isopropylquinazolin-6-yl)-1-methyl-1H-pyrazol-3-yl)-2-chlorobenzenesulfonamide
41		N-(5-(2-(((1r,4r)-4-aminocyclohexyl)amino)-8-ethylquinazolin-6-yl)thiazol-2-yl)-2-chlorobenzenesulfonamide
42		N-(4-(2-(((1r,4r)-4-aminocyclohexyl)amino)-8-ethylquinazolin-6-yl)-2-fluoro-5-methoxyphenyl)-2-chlorobenzenesulfonamide
43		N-(1-(2-(((1r,4r)-4-aminocyclohexyl)amino)-8-ethylquinazolin-6-yl)-1H-pyrazol-4-yl)-2-chlorobenzenesulfonamide
44		N-(5-(2-(((1r,4r)-4-aminocyclohexyl)amino)-8-ethylquinazolin-6-yl)isoxazol-3-yl)-2-chlorobenzenesulfonamide

Compound No.	Structure	Name
45		N-(5-(2-(((1r,4r)-4-aminocyclohexyl)amino)-8-methoxyquinazolin-6-yl)-1-methyl-1H-pyrazol-3-yl)-2-chlorobenzenesulfonamide
46		N-(5-(2-(((1r,4r)-4-aminocyclohexyl)amino)-8-ethylquinazolin-6-yl)-4-methoxypyrimidin-2-yl)-2-chlorobenzenesulfonamide
47		N-(5-(2-(((1r,4r)-4-aminocyclohexyl)amino)-8-propylquinazolin-6-yl)-1-methyl-1H-pyrazol-3-yl)-2-chlorobenzenesulfonamide
48		N-(4-(2-(((1r,4r)-4-aminocyclohexyl)amino)quinazolin-6-yl)-3-fluorophenyl)-2-chlorobenzenesulfonamide
49		N-(6-(2-(((1r,4r)-4-aminocyclohexyl)amino)quinazolin-6-yl)pyridazin-3-yl)-2-chlorobenzenesulfonamide
50		N-(4-(2-(((1r,4r)-4-aminocyclohexyl)amino)quinazolin-6-yl)-2-fluorophenyl)-2-chlorobenzenesulfonamide
51		N-(6-(2-(((1r,4r)-4-aminocyclohexyl)amino)quinazolin-6-yl)-5-fluoropyridin-3-yl)-2-chlorobenzenesulfonamide

Compound No.	Structure	Name
52		N-(6-(2-(((1r,4r)-4-aminocyclohexyl)amino)-8-ethylquinazolin-6-yl)-5-fluoropyridin-3-yl)-2-chlorobenzenesulfonamide
53		N-(4-(2-(((1r,4r)-4-aminocyclohexyl)amino)quinazolin-6-yl)-2,5-difluorophenyl)-2-chlorobenzenesulfonamide
54		N-(5-(2-(((1r,4r)-4-aminocyclohexyl)amino)quinazolin-6-yl)-3-fluoropyridin-2-yl)-2-chlorobenzenesulfonamide
55		N-(5-(2-(((1r,4r)-4-aminocyclohexyl)amino)-8-ethylquinazolin-6-yl)-3-fluoropyridin-2-yl)-2-chlorobenzenesulfonamide
56		N-(4-(2-(((1r,4r)-4-aminocyclohexyl)amino)quinazolin-6-yl)-2,3-difluorophenyl)-2-chlorobenzenesulfonamide
57		N-(4-(3-(((1r,4r)-4-aminocyclohexyl)amino)isoquinolin-7-yl)-2-fluorophenyl)-2-chlorobenzenesulfonamide
58		(S)-2-amino-N-((1r,4S)-4-(((6-(4-((2-chlorophenyl)sulfonamido)-3-fluorophenyl)-8-ethylquinazolin-2-yl)amino)cyclohexyl)-3-methylbutanamide



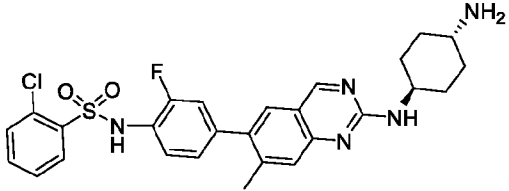
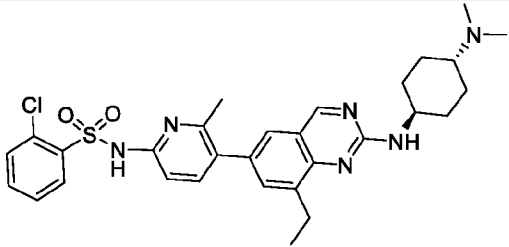
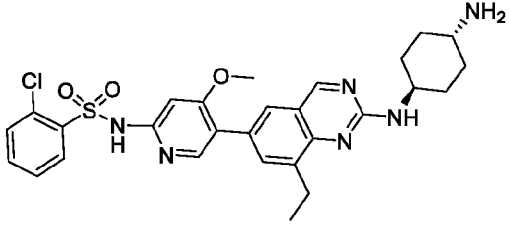
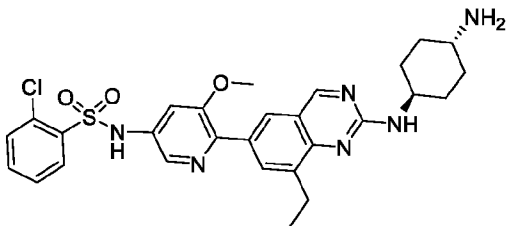
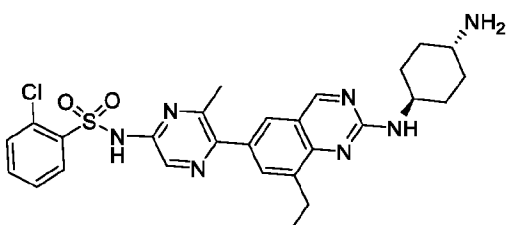
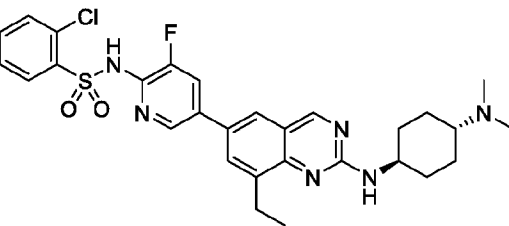
Compound No.	Structure	Name
59		N-((1r,4r)-4-((6-(4-((2-chlorophenyl)sulfonamido)-3-fluorophenyl)-8-ethylquinazolin-2-yl)amino)cyclohexyl)acetamide
60		2-chloro-N-(4-(8-ethyl-2-(((1r,4r)-4-(methylamino)cyclohexyl)amino)quinazolin-6-yl)-2-fluorophenyl)benzenesulfonamide
61		2-chloro-N-(6-(8-ethyl-2-(((1r,4r)-4-(methylamino)cyclohexyl)amino)quinazolin-6-yl)pyridazin-3-yl)benzenesulfonamide
62		N-(4-(2-(((1r,4r)-4-aminocyclohexyl)amino)quinazolin-6-yl)-3,5-difluorophenyl)-2-chlorobenzenesulfonamide
63		N-(4-(2-(((1r,4r)-4-aminocyclohexyl)amino)-8-ethylquinazolin-6-yl)-2,6-difluorophenyl)-2-chlorobenzenesulfonamide
64		2-chloro-N-(6-(2-(((1r,4r)-4-(dimethylamino)cyclohexyl)amino)-8-ethylquinazolin-6-yl)pyridazin-3-yl)benzenesulfonamide

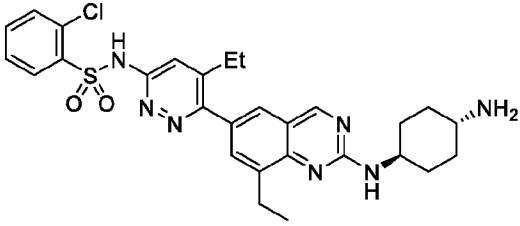
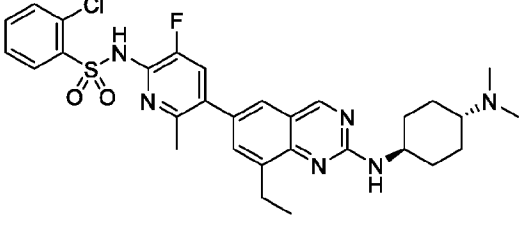
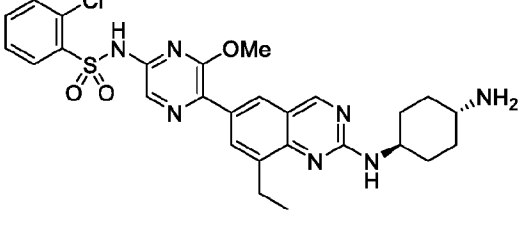
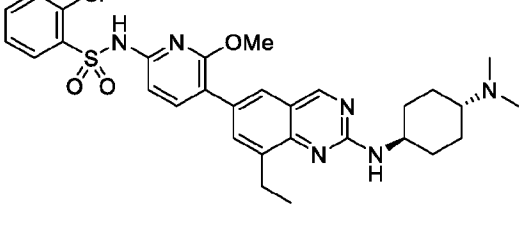
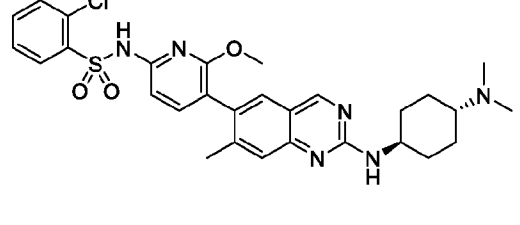
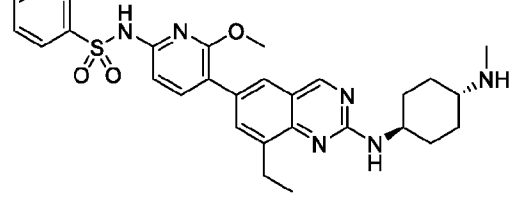
Compound No.	Structure	Name
65		N-(6-(2-(((1r,4r)-4-aminocyclohexyl)amino)-8-ethylquinazolin-6-yl)-5-methoxypyridazin-3-yl)-2-chlorobenzenesulfonamide
66		N-(6-(2-(((1r,4r)-4-aminocyclohexyl)amino)-8-ethylquinazolin-6-yl)-4-methoxypyridazin-3-yl)-2-chlorobenzenesulfonamide
67		N-(6-(2-(((1r,4r)-4-aminocyclohexyl)amino)-8-ethylquinazolin-6-yl)-5-methylpyridazin-3-yl)-2-chlorobenzenesulfonamide
68		N-(5-(2-(((1r,4r)-4-aminocyclohexyl)amino)quinazolin-6-yl)-4-methylpyrimidin-2-yl)-2-chlorobenzenesulfonamide
69		2-chloro-N-(4-(2-(((1r,4r)-4-(dimethylamino)cyclohexyl)amino)-8-ethylquinazolin-6-yl)-2-fluorophenyl)benzenesulfonamide
70		N-(4-(2-(((1R,3R,4S)-4-amino-3-methylcyclohexyl)amino)-8-ethylquinazolin-6-yl)-2-fluorophenyl)-2-chlorobenzenesulfonamide

Compound No.	Structure	Name
71		N-(4-(2-(((1r,4r)-4-aminocyclohexyl)amino)-8-ethylquinazolin-6-yl)-2-fluoro-3-methylphenyl)-2-chlorobenzenesulfonamide
72		N-(4-(2-(((1R,3S)-3-aminocyclohexyl)amino)-8-ethylquinazolin-6-yl)-2-fluorophenyl)-2-chlorobenzenesulfonamide
73		(S)-2-chloro-N-(4-(8-ethyl-2-(piperidin-3-ylamino)quinazolin-6-yl)-2-fluorophenyl)benzenesulfonamide
74		N-(4-(2-(((1R,3R,4R)-4-amino-3-methylcyclohexyl)amino)-8-ethylquinazolin-6-yl)-2-fluorophenyl)-2-chlorobenzenesulfonamide
75		N-(4-(2-(((1R,3S)-3-aminocyclohexyl)amino)quinazolin-6-yl)-2-fluorophenyl)-2-chlorobenzenesulfonamide
76		(S)-2-chloro-N-(2-fluoro-4-(2-(piperidin-3-ylamino)quinazolin-6-yl)phenyl)benzenesulfonamide
77		N-(4-(2-(((1R,3R)-3-aminocyclopentyl)amino)quinazolin-6-yl)-2-fluorophenyl)-2-chlorobenzenesulfonamide

Compound No.	Structure	Name
78		N-(4-(2-(((1R,3R)-3-aminocyclopentyl)amino)-8-ethylquinazolin-6-yl)-2-fluorophenyl)-2-chlorobenzenesulfonamide
79		N-(4-(2-(((1R,3S)-3-aminocyclopentyl)amino)-8-ethylquinazolin-6-yl)-2-fluorophenyl)-2-chlorobenzenesulfonamide
80		N-(4-(2-(((1R,3S)-3-aminocyclopentyl)amino)quinazolin-6-yl)-2-fluorophenyl)-2-chlorobenzenesulfonamide
81		N-(4-(2-((4-aminobicyclo[2.2.2]octan-1-yl)amino)quinazolin-6-yl)-2-fluorophenyl)-2-chlorobenzenesulfonamide
82		N-(4-(2-(((2r,5r)-5-amino-octahydropentalen-2-yl)amino)-8-ethylquinazolin-6-yl)-2-fluorophenyl)-2-chlorobenzenesulfonamide
83		N-(4-(2-(((2r,5r)-5-amino-octahydropentalen-2-yl)amino)-8-ethylquinazolin-6-yl)-2-fluorophenyl)-2-chlorobenzenesulfonamide

Compound No.	Structure	Name
84		N-(4-(2-(((2S,5S)-5-amino-8-ethylquinazolin-6-yl)-2-fluorophenyl)-2-chlorobenzenesulfonamido)octahydropentalen-2-yl)amino)-8-ethylquinazolin-6-yl)-2-fluorophenyl)-2-chlorobenzenesulfonamide
85		N-(4-(2-(((2S,5S)-5-aminoquinazolin-6-yl)-2-fluorophenyl)-2-chlorobenzenesulfonamido)octahydropentalen-2-yl)amino)quinazolin-6-yl)-2-fluorophenyl)-2-chlorobenzenesulfonamide
86		N-(4-(2-(((4-aminobicyclo[2.2.1]heptan-1-yl)amino)quinazolin-6-yl)-2-fluorophenyl)-2-chlorobenzenesulfonamido)octahydropentalen-2-yl)amino)quinazolin-6-yl)-2-fluorophenyl)-2-chlorobenzenesulfonamide
87		N-(4-(2-(((4-aminobicyclo[2.2.2]octan-1-yl)amino)-8-ethylquinazolin-6-yl)-2-fluorophenyl)-2-chlorobenzenesulfonamido)octahydropentalen-2-yl)amino)-8-ethylquinazolin-6-yl)-2-fluorophenyl)-2-chlorobenzenesulfonamide
88		2-chloro-N-(4-(8-ethyl-2-(((1R,4R)-4-(pyrrolidin-1-yl)cyclohexyl)amino)quinazolin-6-yl)-2-fluorophenyl)benzenesulfonamide
89		N-(5-(2-(((1R,4R)-4-aminocyclohexyl)amino)quinazolin-6-yl)-1,3,4-thiadiazol-2-yl)-2-chlorobenzenesulfonamide

Compound No.	Structure	Name
90		N-(4-(2-(((1r,4r)-4-aminocyclohexyl)amino)-7-methylquinazolin-6-yl)-2-fluorophenyl)-2-chlorobenzenesulfonamide
91		2-chloro-N-(5-(2-(((1r,4r)-4-(dimethylamino)cyclohexyl)amino)-8-ethylquinazolin-6-yl)-6-methylpyridin-2-yl)benzenesulfonamide
92		N-(5-(2-(((1r,4r)-4-aminocyclohexyl)amino)-8-ethylquinazolin-6-yl)-4-methoxypyridin-2-yl)-2-chlorobenzenesulfonamide
93		N-(6-(2-(((1r,4r)-4-aminocyclohexyl)amino)-8-ethylquinazolin-6-yl)-5-methoxypyridin-3-yl)-2-chlorobenzenesulfonamide
94		N-(5-(2-(((1r,4r)-4-aminocyclohexyl)amino)-8-ethylquinazolin-6-yl)-6-methylpyrazin-2-yl)-2-chlorobenzenesulfonamide
95		2-chloro-N-(5-(2-(((1r,4r)-4-(dimethylamino)cyclohexyl)amino)-8-ethylquinazolin-6-yl)-3-fluoropyridin-2-yl)benzenesulfonamide

Compound No.	Structure	Name
96		N-(6-(2-(((1r,4r)-4-aminocyclohexyl)amino)-8-ethylquinazolin-6-yl)-5-ethylpyridazin-3-yl)-2-chlorobenzenesulfonamide
97		2-chloro-N-(5-(2-(((1r,4r)-4-(dimethylamino)cyclohexyl)amino)-8-ethylquinazolin-6-yl)-3-fluoro-6-methylpyridin-2-yl)benzenesulfonamide
98		N-(5-(2-(((1r,4r)-4-aminocyclohexyl)amino)-8-ethylquinazolin-6-yl)-6-methoxypyrazin-2-yl)-2-chlorobenzenesulfonamide
99		2-chloro-N-(5-(2-(((1r,4r)-4-(dimethylamino)cyclohexyl)amino)-8-ethylquinazolin-6-yl)-6-methoxypyridin-2-yl)benzenesulfonamide
108		2-chloro-N-(5-(2-(((1r,4r)-4-(dimethylamino)cyclohexyl)amino)-7-methylquinazolin-6-yl)-6-methoxypyridin-2-yl)benzenesulfonamide
116		2-chloro-N-(5-(8-ethyl-2-(((1r,4r)-4-(methylamino)cyclohexyl)amino)quinazolin-6-yl)-6-methoxypyridin-2-yl)benzenesulfonamide

Compound No.	Structure	Name
117		2-chloro-N-(5-(2-(((1r,4r)-4-(dimethylamino)cyclohexyl)amino)-8-ethylquinazolin-6-yl)-6-ethylpyridin-2-yl)benzenesulfonamide
118		N-(5-(8-ethyl-2-(((1r,4r)-4-(methylamino)cyclohexyl)amino)quinazolin-6-yl)-6-methoxypyridin-2-yl)-2-methylbenzenesulfonamide
119		N-(5-(2-(((1r,4r)-4-(dimethylamino)cyclohexyl)amino)-8-ethylquinazolin-6-yl)-6-methoxypyridin-2-yl)-2-methylbenzenesulfonamide
122		2-chloro-N-(5-(8-ethyl-2-(((1r,4r)-4-(methylamino)cyclohexyl)amino)quinazolin-6-yl)-6-methylpyridin-2-yl)benzenesulfonamide
124		2-chloro-N-(5-(8-(1,1-difluoroethyl)-2-(((1r,4r)-4-(dimethylamino)cyclohexyl)amino)quinazolin-6-yl)-6-methoxypyridin-2-yl)benzenesulfonamide
125		2-chloro-N-(5-(8-ethyl-2-(((1r,4r)-4-(ethyl(methyl)amino)cyclohexyl)amino)quinazolin-6-yl)-6-methylpyridin-2-yl)benzenesulfonamide



Compound No.	Structure	Name
126		2-chloro-N-(5-(8-ethyl-2-(((1r,4r)-4-(methyl(2,2,2-trifluoroethyl)amino)cyclohexyl)amino)quinazolin-6-yl)-6-methylpyridin-2-yl)benzenesulfonamide
127		2-chloro-N-(5-(8-ethyl-2-(((1r,4r)-4-(methylamino)cyclohexyl)amino)quinazolin-6-yl)-3-fluoro-6-methoxypyridin-2-yl)benzenesulfonamide
128		2-chloro-N-(5-(2-(((1r,4r)-4-(dimethylamino)cyclohexyl)amino)-8-ethylquinazolin-6-yl)-3-fluoro-6-methoxypyridin-2-yl)benzenesulfonamide
130		2-chloro-N-(5-(2-(((1r,4r)-4-((cyclobutylmethyl)(methyl)amino)cyclohexyl)amino)-8-ethylquinazolin-6-yl)-6-methylpyridin-2-yl)benzenesulfonamide
131		2-chloro-N-(5-(8-(1,1-difluoroethyl)-2-(((1r,4r)-4-(dimethylamino)cyclohexyl)amino)quinazolin-6-yl)-6-methylpyridin-2-yl)benzenesulfonamide

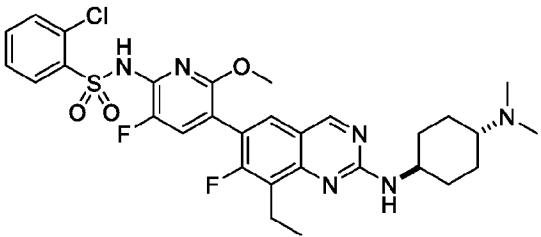
Compound No.	Structure	Name
132		2-chloro-N-(5-(8-ethyl-2-(((1r,4r)-4-((2-methoxyethyl)(methyl)amino)cyclohexyl)amino)quinazolin-6-yl)-6-methylpyridin-2-yl)benzenesulfonamide
133		2-chloro-N-(5-(2-(((1r,4r)-4-(dimethylamino)cyclohexyl)amino)-8-methylquinazolin-6-yl)-6-methoxypyridin-2-yl)benzenesulfonamide
135		2-chloro-N-(5-(2-(((1r,4r)-4-(dimethylamino)cyclohexyl)amino)-8-(trifluoromethyl)quinazolin-6-yl)-6-methoxypyridin-2-yl)benzenesulfonamide
137		2-chloro-N-(5-(2-(((1r,4r)-4-(dimethylamino)cyclohexyl)amino)-8-(methoxymethyl)quinazolin-6-yl)-6-methoxypyridin-2-yl)benzenesulfonamide
139		2-chloro-N-(5-(2-(((1s,4s)-4-(dimethylamino)cyclohexyl)amino)-8-methylquinazolin-6-yl)-6-methoxypyridin-2-yl)benzenesulfonamide
141		2-chloro-N-(5-(2-(((1s,4s)-4-(dimethylamino)cyclohexyl)amino)-8-ethylquinazolin-6-yl)-6-methoxypyridin-2-yl)benzenesulfonamide

Compound No.	Structure	Name
142		2-chloro-N-(5-(2-(((1s,4s)-4-(dimethylamino)cyclohexyl)amino)-8-ethylquinazolin-6-yl)-3-fluoro-6-methoxypyridin-2-yl)benzenesulfonamide
143		2-chloro-N-(5-(2-(((1s,4s)-4-(dimethylamino)-4-methylcyclohexyl)amino)-8-ethylquinazolin-6-yl)-6-methoxypyridin-2-yl)benzenesulfonamide
144		2-chloro-N-(5-(2-(((1s,4s)-4-(dimethylamino)-4-methylcyclohexyl)amino)-8-ethylquinazolin-6-yl)-3-fluoro-6-methoxypyridin-2-yl)benzenesulfonamide
145		2-chloro-N-(5-(2-(((1r,4r)-4-(dimethylamino)cyclohexyl)amino)-8-methylquinazolin-6-yl)-3-fluoro-6-methoxypyridin-2-yl)benzenesulfonamide
147		2-chloro-N-(5-(2-(((1s,4s)-4-(dimethylamino)cyclohexyl)amino)-8-methylquinazolin-6-yl)-3-fluoro-6-methoxypyridin-2-yl)benzenesulfonamide

Compound No.	Structure	Name
148		2-chloro-N-(5-(2-(((1r,4r)-4-(dimethylamino)cyclohexyl)amino)-8-fluoroquinazolin-6-yl)-6-methoxypyridin-2-yl)benzenesulfonamide
149		2-chloro-N-(5-(2-(((1r,4r)-4-(dimethylamino)cyclohexyl)amino)quinazolin-6-yl)-3-fluoro-6-methoxypyridin-2-yl)benzenesulfonamide
150		2-chloro-N-(3-fluoro-6-methoxy-5-(2-(((1r,4r)-4-(methylamino)cyclohexyl)amino)quinazolin-6-yl)pyridin-2-yl)benzenesulfonamide
151		2-chloro-N-(5-(2-(((1S,2S,4S)-4-(dimethylamino)-2-fluorocyclohexyl)amino)-8-ethylquinazolin-6-yl)-6-methylpyridin-2-yl)benzenesulfonamide
152		2,3-dichloro-N-(5-(2-(((1r,4r)-4-(dimethylamino)cyclohexyl)amino)-8-ethylquinazolin-6-yl)-6-methylpyridin-2-yl)benzenesulfonamide

Compound No.	Structure	Name
153		2-chloro-N-(5-(2-(((1r,4r)-4-(dimethylamino)cyclohexyl)amino)quinazolin-6-yl)-3-fluoro-6-methylpyridin-2-yl)benzenesulfonamide
154		2-chloro-N-(5-(2-(((1r,4r)-4-(dimethylamino)cyclohexyl)amino)-8-ethylquinazolin-6-yl)-4-methoxypyrimidin-2-yl)benzenesulfonamide
155		2-chloro-N-(5-(2-(((1r,4r)-4-(dimethylamino)cyclohexyl)amino)-8-fluoroquinazolin-6-yl)-3-fluoro-6-methoxypyridin-2-yl)benzenesulfonamide
156		2-chloro-N-(5-(2-(((1r,4r)-4-(dimethylamino)cyclohexyl)amino)-8-fluoroquinazolin-6-yl)-3-fluoro-6-methylpyridin-2-yl)benzenesulfonamide
157		2-chloro-N-(5-(2-(((1r,4r)-4-(dimethylamino)cyclohexyl)amino)-8-ethylquinazolin-6-yl)-6-methoxypyrazin-2-yl)benzenesulfonamide

Compound No.	Structure	Name
158		2-chloro-N-(5-(2-(((1r,4r)-4-(dimethylamino)cyclohexyl)amino)-8-ethylquinazolin-6-yl)-6-methylpyridin-2-yl)-3-fluorobenzenesulfonamide
159		2-chloro-N-(6-(2-(((1r,4r)-4-(dimethylamino)cyclohexyl)amino)-8-ethylquinazolin-6-yl)-5-methoxypyridazin-3-yl)benzenesulfonamide
160		2-chloro-N-(5-(2-(((1r,4r)-4-(dimethylamino)cyclohexyl)amino)-8-ethylquinazolin-6-yl)-6-methylpyridin-2-yl)-3-methylbenzenesulfonamide
161		2-chloro-N-(5-(2-(((1r,4r)-4-(dimethylamino)cyclohexyl)amino)-8-ethyl-7-fluoroquinazolin-6-yl)-6-methylpyridin-2-yl)benzenesulfonamide
162		2-chloro-N-(5-(2-(((1r,4r)-4-(dimethylamino)cyclohexyl)amino)-8-ethyl-7-fluoroquinazolin-6-yl)-3-fluoro-6-methylpyridin-2-yl)benzenesulfonamide

Compound No.	Structure	Name
163		2-chloro-N-(5-(2-(((1r,4r)-4-(dimethylamino)cyclohexyl)amino)-8-ethyl-7-fluoroquinazolin-6-yl)-3-fluoro-6-methoxypyridin-2-yl)benzenesulfonamide

**[00129]** In one aspect, provided herein is a pharmaceutically acceptable salt or solvate thereof of a compound described in **Table 1**. Any combination of the groups described above or below for the various variables is contemplated herein. Throughout the specification, groups and substituents thereof are chosen by one skilled in the field to provide stable moieties and compounds.

#### IRE1-like Family of Proteins

**[00130]** In some embodiments, a compound disclosed herein selectively binds to a protein of the serine/threonine-protein kinase/endoribonuclease inositol-requiring enzyme 1 (IRE1) family of proteins. In humans, IRE1 is encoded by the ERN1 gene. Exemplary IRE1 family proteins include isoforms IRE1 and IRE1a. Other exemplary IRE1 family proteins include IRE1 homologues or orthologues in other organisms. Exemplary organisms include human, non-human primate, mouse, rat, chicken, fruit fly, yeast, and others listed in **Table 2**. In some embodiments, the IRE1 protein is human IRE1a.

**Table 2**

Organism	Accession #
<i>Homo sapiens</i>	NP_001424.3
<i>Mus musculus</i>	NP_076402.1
<i>Rattus norvegicus</i>	XP_006247696.1

**[00131]** In some embodiments, a compound disclosed herein selectively binds to an IRE1 family protein comprising a kinase domain and/or an RNase domain. In some embodiments, the kinase domain is a trans-autophosphorylation kinase domain. In some embodiments, the IRE1 family protein is IRE1a. An example arrangement of domains within an IRE1a protein is depicted in **Fig. 1**. An example alignment of IRE1 family protein orthologues is depicted in **Fig. 2**.

**[00132]** In some embodiments, a compound disclosed herein selectively binds to a trans-autophosphorylation kinase domain region of IRE1a. In some embodiments, a compound disclosed herein selectively binds to a trans-autophosphorylation kinase domain region of IRE1a, for example within amino acid residues 568-833 of SEQ ID NO: 1, or equivalent amino acid residues thereof.

**[00133]** In some embodiments, a compound disclosed herein selectively binds to an ATP-binding pocket within a trans-autophosphorylation kinase domain region of IRE1a. In some embodiments, a compound disclosed herein selectively binds to an ATP-binding pocket within a trans-autophosphorylation kinase domain region of IRE1a, for example, one or more of amino acid residues 577-711, 577-586, 597, 599, 626, 642-643, 645, 648, 688, 692-693, 695, or 711 of SEQ ID NO: 1, or equivalent amino acid residues thereof.

**[00134]** In some embodiments, a compound disclosed herein selectively binds to an activation loop within a trans-autophosphorylation kinase domain region of IRE1a. In some embodiments, a compound disclosed herein selectively binds to an activation loop within a trans-autophosphorylation kinase domain region of IRE1a, for example, one or more of amino acid residues 710-736, 710-725, or 729-736 of SEQ ID NO: 1, or equivalent amino acid residues thereof.

**[00135]** In some embodiments, a compound disclosed herein selectively binds to an RNase domain region of IRE1a. In some embodiments, a compound disclosed herein selectively binds to an RNase domain region of IRE1a, for example within amino acid residues 835-963 of SEQ ID NO: 1, or equivalent amino acid residues thereof.

**[00136]** In some embodiments, a compound disclosed herein selectively binds to a kinase domain dimer interface amino acid residue. In some embodiments, a compound disclosed herein selectively binds to a kinase domain dimer interface amino acid residue, such as one or more of amino acid residues 569-701, 569, 591, 592, 594, 617, 620, 627, 628, 631, 674, 678, or 701 of SEQ ID NO: 1.

**[00137]** In some embodiments, a compound disclosed herein selectively binds to a first IRE1a and blocks dimerization between kinase domain dimer interface amino acid residues of the first IRE1a and a second IRE1a. In some embodiments, a compound disclosed herein selectively binds to a first IRE1a, and inhibit dimerization at one or more of amino acid residues 569-701, 569, 591, 592, 594, 617, 620, 627, 628, 631, 674, 678, or 701 of SEQ ID NO: 1.

**[00138]** In some embodiments, a compound disclosed herein selectively binds to a kinase-extension nuclease (KEN) domain dimer interface amino acid residue of an IRE1a. In some embodiments, a compound disclosed herein selectively binds to a KEN domain dimer interface



amino acid residue, such as one or more of amino acid residues 840-925, 840, 844, 851, 908, 912, or 925 of SEQ ID NO: 1.

**[00139]** In some embodiments, a compound disclosed herein selectively binds to amino acid residues of a nuclease active site. In some embodiments, a compound disclosed herein selectively binds to amino acid residues of a nuclease active site, such as one or more of amino acid residues 847-910, 847, 850, 886, 888, 889, 890, 892, 902, 905, 906, or 910 of SEQ ID NO: 1.

**[00140]** In some embodiments, a compound disclosed herein selectively binds to an RNase domain and a trans-autophosphorylation kinase domain region of IRE1a. In some embodiments, a compound disclosed herein selectively binds to an RNase domain and an ATP-binding pocket within a trans-autophosphorylation kinase domain region of IRE1a. In some embodiments, a compound disclosed herein selectively binds to an RNase domain and an activation loop within a trans autophosphorylation kinase domain region of IRE1a.

**[00141]** In some embodiments, a compound disclosed herein selectively binds to IRE1a at two sites located in an RNase domain, trans-autophosphorylation kinase domain region, ATP-binding pocket, activation loop, or any combination thereof. In some embodiments, a compound disclosed herein selectively binds to IRE1a at two or more sites. In some embodiments, a compound disclosed herein selectively binds to IRE1a at two or more sites located in an RNase domain, trans-autophosphorylation kinase domain region, ATP-binding pocket, activation loop, or any combination thereof. In some embodiments, a compound disclosed herein selectively binds to IRE1a at three sites located in an RNase domain, trans-autophosphorylation kinase domain region, ATP-binding pocket, activation loop, or any combination thereof.

**[00142]** In some embodiments, a compound disclosed herein selectively binds to IRE1a at a first site located in an RNase domain, trans-autophosphorylation kinase domain region, ATP-binding pocket, or activation loop. In some embodiments, a first site comprises one or more of any amino acid residue within amino acid residues 465-977 of SEQ ID NO: 1. In some embodiments, a compound disclosed herein selectively binds to IRE1a at a second site located in an RNase domain, trans-autophosphorylation kinase domain region, ATP-binding pocket, or activation loop. In some examples, the first site is located within the same domain or region as the second site. In some examples, the first site is located within a different domain or region as the second site.

**[00143]** In some embodiments, a compound disclosed herein selectively binds to first IRE1a, thereby blocking dimerization of the first IRE1a to a second IRE1a. In some embodiments, a compound disclosed herein selectively binds to first IRE1a, thereby blocking auto-transphosphorylation of the first IRE1a or a second IRE1a to which the first IRE1a is dimerized.

In some embodiments, a compound disclosed herein selectively binds to a first IRE1a, thereby blocking activation of the first IRE1a or a second IRE1a to which the first IRE1a is dimerized. In some embodiments, a compound disclosed herein selectively binds to a first IRE1a, thereby blocking kinase activity of the first IRE1a or a second IRE1a to which the first IRE1a is dimerized. In some embodiments, a compound disclosed herein selectively binds to a first IRE1a, thereby blocking RNase activity of the first IRE1a or a second IRE1a to which the first IRE1a is dimerized.

**[00144]** In some embodiments, a compound disclosed herein selectively binds to IRE1a when in a homo-dimerized conformation. In some embodiments, a compound disclosed herein selectively binds to IRE1a when in an oligomerized conformation. In some embodiments, a compound disclosed herein selectively binds to IRE1a when in a non-oligomerized or non-dimerized conformation. In some embodiments, a compound disclosed herein selectively binds to IRE1a when in an ATP-bound state. In some embodiments, a compound disclosed herein selectively binds to an IRE1 family protein when in a non-ATP-bound state. In some embodiments, the compound is a pharmaceutically acceptable salt, or solvate thereof.

#### IRE1 Signaling Pathway

**[00145]** In some embodiments, a compound disclosed herein selectively binds to an IRE1 family protein and alters a downstream signaling pathway. In some embodiments, a compound disclosed herein selectively binds to an IRE1 family protein and alters signaling of immunoglobulin heavy-chain binding protein (BIP), protein kinase R (PKR)-like endoplasmic reticulum kinase (PERK), glucose regulate protein 78 (Grp78), eukaryotic translation initiation factor 2 $\alpha$  (eIF2 $\alpha$ ), X-box binding protein 1 (XBP1), activating transcription factor 6 $\alpha$  (ATF6 $\alpha$ ), C/EBP homologous protein (CHOP), growth arrest and DNA damage-inducible protein 34 (GADD34), tumor necrosis factor receptor-associated factor 2 (TRAF2), JUN N-terminal kinase (JNK), regulated IRE1-dependent decay (RIDD), transcriptionally active XBP1 (XBP1s), or unspliced XBP1 (XBP1u). In some embodiments, a compound disclosed herein selectively binds to an IRE1 family protein and alters a downstream cellular process. In some embodiments, an IRE1 family protein is IRE1, IRE1a, or ERN1.

**[00146]** In some embodiments, a compound disclosed herein selectively binds to an IRE1 family protein and decreases or blocks a downstream signaling pathway. In some embodiments, a compound disclosed herein selectively binds to an IRE1 family protein and decreases or blocks activity or signaling of TXNIP, Caspase 1, Interleukin 1-beta, JNK, Bim, cytochrome C, Caspase 3, Caspase 8, mRNA degradation, miRNA degradation, apoptosis-inducing proteins, or inflammation-inducing proteins. In some embodiments, a compound disclosed herein selectively

binds to an IRE1 family protein and decreases XBP1 mRNA levels. In some embodiments, a compound disclosed herein selectively binds to an IRE1 family protein and decreases transcriptionally active XBP1 (XBP1s) mRNA levels. In some embodiments, a compound disclosed herein selectively binds to an IRE1 family protein and decreases spliced XBP1 mRNA levels. In some embodiments, an IRE1 family protein is IRE1, IRE1a, or ERN1.

**[00147]** In some embodiments, a compound disclosed herein selectively binds to an IRE1 family protein and increases, activates, or removes a block of a downstream signaling pathway. In some embodiments, a compound disclosed herein selectively binds to an IRE1 family protein and increases, activates, or removes a block of activity or signaling of Bcl2, Bcl-XL, Mcl-1, Bax, Bak, other anti-apoptotic proteins, or an mRNA translocon proteins. In some embodiments, an IRE1 family protein is IRE1, IRE1a, or ERN1.

**[00148]** In some embodiments, a compound disclosed herein selectively binds to an IRE1 family protein and disrupts binding with an effector protein. In some cases, the effector protein binds to the IRE1 family protein when in a dimerized or oligomerized state. In some cases, the effector protein binds to the IRE1 family protein when in a non-dimerized or non-oligomerized state. In some cases, the effector protein is immunoglobulin heavy-chain binding protein (BIP), protein kinase R (PKR)-like endoplasmic reticulum kinase (PERK), glucose regulate protein 78 (Grp78), tumor necrosis factor receptor-associated factor 2 (TRAF2), JUN N-terminal kinase (JNK), transcriptionally active XBP1 (XBP1s), unspliced XBP1 (XBP1u), regulated IRE1-dependent decay (RIDD), Heat shock protein 90 kDa alpha (HSP 90-alpha), or misfolded protein. In some embodiments, an IRE1 family protein is IRE1, IRE1a, or ERN1.

**[00149]** In some embodiments, a compound disclosed herein selectively binds to an IRE1 family protein and alters activity of a cellular process or cellular function, such as regulated IRE1-dependent decay (RIDD), RNA decay, translation, autophagy, cell survival, ER protein folding, ERAD, reactive oxygen species generation, transport, ER-associated protein degradation (ERAD), protein synthesis, or apoptosis. In some embodiments, where an altered or lack of a cellular process or cellular function is associated with a disease state, selective binding of a compound disclosed herein results in inhibiting or alleviating the disease state, or inhibiting a deleterious activity associated with the disease state. In some embodiments, an IRE1 family protein is IRE1, IRE1a, or ERN1.

#### Diseases Associated with Altered IRE1 Pathway Signaling

**[00150]** In some cases, a compound disclosed herein is used to treat or ameliorate a disease associated with altered IRE1a pathway signaling when administered to a subject in need thereof. In some cases, a compound disclosed herein is used to treat or ameliorate the effects of a

disease associated with altered IRE1a pathway signaling when administered to a subject in need thereof. Exemplary disease associated with altered IRE1a signaling include cancer. In some cases, a compound disclosed herein is used to treat or ameliorate a cancer when administered to a subject in need thereof. Exemplary cancers include tumors, solid and hematologic cancers. In some cases, a compound disclosed herein is used to treat or ameliorate a cell proliferative disorder when administered to a subject in need thereof. In some cases, the cell proliferative disorder is a cancer. In some cases, the solid cancer is ovarian cancer, lung cancer, breast cancer, bladder cancer, or triple negative breast cancer (TNBC). In some cases, the hematological cancer is a leukemia, lymphoma, and multiple myeloma.

**[00151]** An IRE1a pathway can be involved in a variety of pathological conditions, including neurodegenerative diseases, inflammation, metabolic disorders, liver dysfunction, brain ischemia, heart ischemia, autoimmune diseases, and cancer. In some cases, modulation of this pathway provides therapeutic methods useful for treatment of such diseases.

**[00152]** In some instances, a compound disclosed herein is used to reinforce anti-tumor mechanisms. In some cases, an anti-tumor mechanism comprises direct inhibition of tumor growth. In some cases, an anti-tumor mechanism comprises induction of anti-tumor immunity. In some cases, anti-tumor mechanisms comprise direct inhibition of tumor growth and simultaneous induction of anti-tumor immunity. In some cases, a compound disclosed herein can prevent lipid accumulation in myeloid cells exposed to ovarian cancer-derived ascites supernatants. In some cases, a compound disclosed herein can block myeloid cell immunosuppression mediated by tumor-associated factors. In some cases, a compound disclosed herein can be employed as therapeutic compound that enhances dendritic cell and T cell anti-tumor activity in mammals. For example, the compounds disclosed herein can be used to treat murine and human ovarian cancers.

#### Methods of Dosing and Treatment Regimens

**[00153]** In one embodiment, the compounds described herein, or a pharmaceutically acceptable salt thereof, are used in the preparation of medicaments for the treatment of diseases or conditions in a mammal that would benefit from administration of any one of the compounds disclosed. Methods for treating any of the diseases or conditions described herein in a mammal in need of such treatment, involves administration of pharmaceutical compositions that include at least one compound described herein or a pharmaceutically acceptable salt, active metabolite, prodrug, or pharmaceutically acceptable solvate thereof, in therapeutically effective amounts to said mammal.

**[00154]** In certain embodiments, the compositions containing the compound(s) described herein are administered for prophylactic and/or therapeutic treatments. In certain therapeutic applications, the compositions are administered to a patient already suffering from a disease or condition, in an amount sufficient to cure or at least partially arrest at least one of the symptoms of the disease or condition. Amounts effective for this use depend on the severity and course of the disease or condition, previous therapy, the patient's health status, weight, and response to the drugs, and the judgment of the treating physician. Therapeutically effective amounts are optionally determined by methods including, but not limited to, a dose escalation and/or dose ranging clinical trial.

**[00155]** In prophylactic applications, compositions containing the compounds described herein are administered to a patient susceptible to or otherwise at risk of a particular disease, disorder or condition. Such an amount is defined to be a "prophylactically effective amount or dose." In this use, the precise amounts also depend on the patient's state of health, weight, and the like. When used in patients, effective amounts for this use will depend on the severity and course of the disease, disorder or condition, previous therapy, the patient's health status and response to the drugs, and the judgment of the treating physician. In one aspect, prophylactic treatments include administering to a mammal, who previously experienced at least one symptom of the disease being treated and is currently in remission, a pharmaceutical composition comprising a compound described herein, or a pharmaceutically acceptable salt thereof, in order to prevent a return of the symptoms of the disease or condition.

**[00156]** In certain embodiments wherein the patient's condition does not improve, upon the doctor's discretion the administration of the compounds are administered chronically, that is, for an extended period of time, including throughout the duration of the patient's life in order to ameliorate or otherwise control or limit the symptoms of the patient's disease or condition.

**[00157]** In certain embodiments wherein a patient's status does improve, the dose of drug being administered is temporarily reduced or temporarily suspended for a certain length of time (*e.g.*, a "drug holiday"). In specific embodiments, the length of the drug holiday is between 2 days and 1 year, including by way of example only, 2 days, 3 days, 4 days, 5 days, 6 days, 7 days, 10 days, 12 days, 15 days, 20 days, 28 days, or more than 28 days. The dose reduction during a drug holiday is, by way of example only, by 10%-100%, including by way of example only 10%, 15%, 20%, 25%, 30%, 35%, 40%, 45%, 50%, 55%, 60%, 65%, 70%, 75%, 80%, 85%, 90%, 95%, and 100%.

**[00158]** Once improvement of the patient's conditions has occurred, a maintenance dose is administered if necessary. Subsequently, in specific embodiments, the dosage or the frequency of administration, or both, is reduced, as a function of the symptoms, to a level at which the

improved disease, disorder or condition is retained. In certain embodiments, however, the patient requires intermittent treatment on a long-term basis upon any recurrence of symptoms.

**[00159]** The amount of a given agent that corresponds to such an amount varies depending upon factors such as the particular compound, disease condition and its severity, the identity (e.g., weight, sex) of the subject or host in need of treatment, but nevertheless is determined according to the particular circumstances surrounding the case, including, *e.g.*, the specific agent being administered, the route of administration, the condition being treated, and the subject or host being treated.

**[00160]** In general, however, doses employed for adult human treatment are typically in the range of 0.01 mg to 5000 mg per day. In one aspect, doses employed for adult human treatment are from about 1 mg to about 1000 mg per day. In one embodiment, the desired dose is conveniently presented in a single dose or in divided doses administered simultaneously or at appropriate intervals, for example as two, three, four or more sub-doses per day.

**[00161]** In one embodiment, the daily dosages appropriate for the compound described herein, or a pharmaceutically acceptable salt thereof, are from about 0.01 mg/kg to about 50 mg/kg per body weight. In some embodiments, the daily dosage or the amount of active in the dosage form are lower or higher than the ranges indicated herein, based on a number of variables in regard to an individual treatment regime. In various embodiments, the daily and unit dosages are altered depending on a number of variables including, but not limited to, the activity of the compound used, the disease or condition to be treated, the mode of administration, the requirements of the individual subject, the severity of the disease or condition being treated, and the judgment of the practitioner.

**[00162]** Toxicity and therapeutic efficacy of such therapeutic regimens are determined by standard pharmaceutical procedures in cell cultures or experimental animals, including, but not limited to, the determination of the LD<sub>50</sub> and the ED<sub>50</sub>. The dose ratio between the toxic and therapeutic effects is the therapeutic index and it is expressed as the ratio between LD<sub>50</sub> and ED<sub>50</sub>. In certain embodiments, the data obtained from cell culture assays and animal studies are used in formulating the therapeutically effective daily dosage range and/or the therapeutically effective unit dosage amount for use in mammals, including humans. In some embodiments, the daily dosage amount of the compounds described herein lies within a range of circulating concentrations that include the ED<sub>50</sub> with minimal toxicity. In certain embodiments, the daily dosage range and/or the unit dosage amount varies within this range depending upon the dosage form employed and the route of administration utilized.

**[00163]** In any of the aforementioned aspects are further embodiments in which the effective amount of the compound described herein, or a pharmaceutically acceptable salt thereof, is: (a)

systemically administered to the mammal; and/or (b) administered orally to the mammal; and/or (c) intravenously administered to the mammal; and/or (d) administered by injection to the mammal; and/or (e) administered topically to the mammal; and/or (f) administered non-systemically or locally to the mammal.

**[00164]** In any of the aforementioned aspects are further embodiments comprising single administrations of the effective amount of the compound, including further embodiments in which (i) the compound is administered once a day; or (ii) the compound is administered to the mammal multiple times over the span of one day, e.g., two, three, four or more times daily.

**[00165]** In any of the aforementioned aspects are further embodiments comprising multiple administrations of the effective amount of the compound, including further embodiments in which (i) the compound is administered continuously or intermittently: as in a single dose; (ii) the time between multiple administrations is every 6 hours; (iii) the compound is administered to the mammal every 8 hours; (iv) the compound is administered to the mammal every 12 hours; (v) the compound is administered to the mammal every 24 hours. In further or alternative embodiments, the method comprises a drug holiday, wherein the administration of the compound is temporarily suspended or the dose of the compound being administered is temporarily reduced; at the end of the drug holiday, dosing of the compound is resumed. In one embodiment, the length of the drug holiday varies from 2 days to 1 year.

**[00166]** In certain instances, it is appropriate to administer at least one compound described herein, or a pharmaceutically acceptable salt thereof, in combination with one or more other therapeutic agents. In one embodiment, the therapeutic effectiveness of one of the compounds described herein is enhanced by administration of an adjuvant (*i.e.*, by itself the adjuvant has minimal therapeutic benefit, but in combination with another therapeutic agent, the overall therapeutic benefit to the patient is enhanced). Or, in some embodiments, the benefit experienced by a patient is increased by administering one of the compounds described herein with another agent (which also includes a therapeutic regimen) that also has therapeutic benefit.

**[00167]** It is understood that the dosage regimen to treat, prevent, or ameliorate the condition(s) for which relief is sought, is modified in accordance with a variety of factors (e.g. the disease, disorder or condition from which the subject suffers; the age, weight, sex, diet, and medical condition of the subject). Thus, in some instances, the dosage regimen actually employed varies and, in some embodiments, deviates from the dosage regimens set forth herein.

**[00168]** For combination therapies described herein, dosages of the co-administered compounds vary depending on the type of co-drug employed, on the specific drug employed, on the disease or condition being treated and so forth. In additional embodiments, when co-administered with one or more other therapeutic agents, the compound provided herein is

administered either simultaneously with the one or more other therapeutic agents, or sequentially.

**[00169]** In combination therapies, the multiple therapeutic agents (one of which is one of the compounds described herein) are administered in any order or even simultaneously. If administration is simultaneous, the multiple therapeutic agents are, by way of example only, provided in a single, unified form, or in multiple forms (e.g., as a single pill or as two separate pills).

**[00170]** The compounds described herein, or a pharmaceutically acceptable salt thereof, as well as combination therapies, are administered before, during or after the occurrence of a disease or condition, and the timing of administering the composition containing a compound varies. Thus, in one embodiment, the compounds described herein are used as a prophylactic and are administered continuously to subjects with a propensity to develop conditions or diseases in order to prevent the occurrence of the disease or condition. In another embodiment, the compounds and compositions are administered to a subject during or as soon as possible after the onset of the symptoms. In specific embodiments, a compound described herein is administered as soon as is practicable after the onset of a disease or condition is detected or suspected, and for a length of time necessary for the treatment of the disease. In some embodiments, the length required for treatment varies, and the treatment length is adjusted to suit the specific needs of each subject. For example, in specific embodiments, a compound described herein or a formulation containing the compound is administered for at least 2 weeks, about 1 month to about 5 years.

#### Conjugates

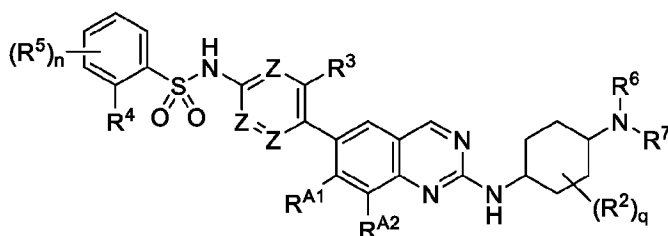
**[00171]** In some embodiments, a compound described herein is conjugated, optionally via a linker, to a molecule that allows for directing the compound to a target. Exemplary targets include, without limitation, a tumor, a bacterium, a fungus, a virus, or a parasite. In some embodiments, a compound described herein is conjugated, optionally via a linker, to a molecule that allows for directing the compound to a cell surface target. Exemplary cell surface targets include, without limitation, proteins, lipids, and sugars. In some embodiments, the molecule conjugated to a compound described herein is a peptide, an antibody or an antibody fragment. In some embodiments, immunoglobulins of IgA, IgD, IgE, IgG or IgM class are used. In some embodiments, conjugated inhibitor/cell targeting compositions provide for targeting the compound to specific cells, internalization of the conjugated composition, separation of the compound from the vehicle in the cell, and then targeting of the compound to the intracellular target. In some embodiments, antibody fragments for use in the conjugate include, without



limitation, half antibody molecules (a single heavy/light chain pair), Fab, Fab', (Fab')<sub>2</sub> (monospecific, bispecific or trispecific), scFv, bispecific diabody, trispecific diabody, scFv-Fc, or minibody fragments. In some embodiments, a compound described herein is conjugated to a molecule that allows for recruitment to cellular machinery for degradation. For example, in some embodiments, a proteolysis-targeting chimeric molecule (PROTAC) system is used. In such a composition, a ubiquitin E3 ligase binding protein is joined by a linker to a compound described herein. In some embodiments, the compound, or a pharmaceutically acceptable salt or solvate thereof, is a compound described herein in **Table 1**.

### Representative Illustrative Embodiments

**[00172]** In a first illustrative embodiment, the present invention comprises a compound of Formula (I), or a pharmaceutically acceptable salt, or solvate thereof:



Formula (I)

wherein,

each Z is independently N or CR<sup>1</sup>, provided that at least one Z is N;

each R<sup>1</sup> is independently H, halogen, -CN, -OR<sup>8</sup>, -SR<sup>8</sup>, -S(=O)R<sup>9</sup>, -S(=O)<sub>2</sub>R<sup>9</sup>, -

S(=O)<sub>2</sub>N(R<sup>8</sup>)<sub>2</sub>, -NR<sup>8</sup>S(=O)<sub>2</sub>R<sup>9</sup>, -C(=O)R<sup>9</sup>, -OC(=O)R<sup>9</sup>, -C(=O)OR<sup>8</sup>, -OC(=O)OR<sup>9</sup>, -N(R<sup>8</sup>)<sub>2</sub>, -OC(=O)N(R<sup>8</sup>)<sub>2</sub>, -NR<sup>8</sup>C(=O)R<sup>9</sup>, -NR<sup>8</sup>C(=O)OR<sup>9</sup>, optionally substituted C<sub>1</sub>-C<sub>4</sub>alkyl, optionally substituted C<sub>1</sub>-C<sub>4</sub>fluoroalkyl, optionally substituted C<sub>1</sub>-C<sub>4</sub>heteroalkyl, optionally substituted C<sub>3</sub>-C<sub>6</sub>cycloalkyl, optionally substituted aryl, or optionally substituted heteroaryl;

R<sup>3</sup> is -CN, -OR<sup>8</sup>, -SR<sup>8</sup>, optionally substituted C<sub>1</sub>-C<sub>4</sub>alkyl, optionally substituted C<sub>1</sub>-C<sub>4</sub>fluoroalkyl, optionally substituted -O-C<sub>1</sub>-C<sub>4</sub>alkyl, optionally substituted C<sub>1</sub>-C<sub>4</sub>heteroalkyl, optionally substituted C<sub>3</sub>-C<sub>6</sub>cycloalkyl, optionally substituted -O-C<sub>3</sub>-C<sub>6</sub>cycloalkyl, optionally substituted C<sub>3</sub>-C<sub>6</sub>heterocycloalkyl, optionally substituted -O-C<sub>3</sub>-C<sub>6</sub>heterocycloalkyl, optionally substituted aryl, or optionally substituted heteroaryl;

R<sup>4</sup> is halogen, -CN, -OR<sup>8</sup>, optionally substituted C<sub>1</sub>-C<sub>4</sub>alkyl, optionally substituted C<sub>1</sub>-C<sub>4</sub>fluoroalkyl, or optionally substituted C<sub>1</sub>-C<sub>4</sub>heteroalkyl;

each  $R^5$  is independently H, halogen, -CN, -OR<sup>8</sup>, -SR<sup>8</sup>, -N(R<sup>8</sup>)<sub>2</sub>, optionally substituted C<sub>1</sub>-C<sub>4</sub>alkyl, optionally substituted C<sub>1</sub>-C<sub>4</sub>fluoroalkyl, optionally substituted C<sub>1</sub>-C<sub>4</sub>heteroalkyl, optionally substituted C<sub>3</sub>-C<sub>6</sub>cycloalkyl, optionally substituted C<sub>2</sub>-C<sub>10</sub>heterocycloalkyl, optionally substituted aryl, or optionally substituted heteroaryl;

each  $R^2$  is independently H, halogen, -CN, -OR<sup>8</sup>, -SR<sup>8</sup>, -S(=O)R<sup>9</sup>, -S(=O)<sub>2</sub>R<sup>9</sup>, -S(=O)<sub>2</sub>N(R<sup>8</sup>)<sub>2</sub>, -NR<sup>8</sup>S(=O)<sub>2</sub>R<sup>9</sup>, -C(=O)R<sup>9</sup>, -OC(=O)R<sup>9</sup>, -C(=O)OR<sup>8</sup>, -OC(=O)OR<sup>9</sup>, -N(R<sup>8</sup>)<sub>2</sub>, -OC(=O)N(R<sup>8</sup>)<sub>2</sub>, -NR<sup>8</sup>C(=O)R<sup>9</sup>, -NR<sup>8</sup>C(=O)OR<sup>9</sup>, optionally substituted C<sub>1</sub>-C<sub>4</sub>alkyl, optionally substituted C<sub>1</sub>-C<sub>4</sub>fluoroalkyl, optionally substituted C<sub>1</sub>-C<sub>4</sub>heteroalkyl, optionally substituted C<sub>3</sub>-C<sub>6</sub>cycloalkyl, optionally substituted aryl, or optionally substituted heteroaryl;

$R^6$  is H, optionally substituted C<sub>1</sub>-C<sub>4</sub>alkyl, optionally substituted C<sub>1</sub>-C<sub>4</sub>heteroalkyl, optionally substituted C<sub>1</sub>-C<sub>4</sub>fluoroalkyl, optionally substituted C<sub>3</sub>-C<sub>6</sub>cycloalkyl, optionally substituted C<sub>3</sub>-C<sub>6</sub>cycloalkylalkyl, optionally substituted C<sub>2</sub>-C<sub>10</sub>heterocycloalkyl, optionally substituted aryl, or optionally substituted heteroaryl;

$R^7$  is optionally substituted C<sub>1</sub>-C<sub>4</sub>alkyl, optionally substituted C<sub>1</sub>-C<sub>4</sub>heteroalkyl, optionally substituted C<sub>1</sub>-C<sub>4</sub>fluoroalkyl, optionally substituted C<sub>3</sub>-C<sub>6</sub>cycloalkyl, optionally substituted C<sub>3</sub>-C<sub>6</sub>cycloalkylalkyl, optionally substituted C<sub>2</sub>-C<sub>10</sub>heterocycloalkyl, optionally substituted aryl, or optionally substituted heteroaryl;

or  $R^6$  and  $R^7$  are taken together with the N atom to which they are attached to form an optionally substituted heterocycle;

each  $R^8$  is independently H, optionally substituted C<sub>1</sub>-C<sub>4</sub>alkyl, optionally substituted C<sub>1</sub>-C<sub>4</sub>heteroalkyl, optionally substituted C<sub>1</sub>-C<sub>4</sub>fluoroalkyl, optionally substituted C<sub>3</sub>-C<sub>6</sub>cycloalkyl, optionally substituted C<sub>2</sub>-C<sub>10</sub>heterocycloalkyl, optionally substituted aryl, or optionally substituted heteroaryl;

or two  $R^8$  are taken together with the N atom to which they are attached to form an optionally substituted heterocycle;

each  $R^9$  is independently optionally substituted C<sub>1</sub>-C<sub>4</sub>alkyl, optionally substituted C<sub>1</sub>-C<sub>4</sub>heteroalkyl, optionally substituted C<sub>1</sub>-C<sub>4</sub>fluoroalkyl, optionally substituted C<sub>3</sub>-C<sub>6</sub>cycloalkyl, optionally substituted C<sub>2</sub>-C<sub>10</sub>heterocycloalkyl, optionally substituted aryl, or optionally substituted heteroaryl;

$R^{A1}$  and  $R^{A2}$  are each independently H, halogen, -OR<sup>9</sup>, optionally substituted C<sub>1</sub>-C<sub>4</sub>alkyl, optionally substituted C<sub>1</sub>-C<sub>4</sub>heteroalkyl, optionally substituted C<sub>1</sub>-C<sub>4</sub>fluoroalkyl, or optionally substituted aryl; provided that both  $R^{A1}$  and  $R^{A2}$  are not H;

n is 0, 1, 2, 3, or 4; and

q is 0, 1, 2, 3, or 4.



substituted C<sub>1</sub>-C<sub>4</sub>alkyl, optionally substituted C<sub>1</sub>-C<sub>4</sub>fluoroalkyl, optionally substituted C<sub>1</sub>-C<sub>4</sub>heteroalkyl, optionally substituted C<sub>3</sub>-C<sub>6</sub>cycloalkyl, or optionally substituted -O-C<sub>3</sub>-C<sub>6</sub>cycloalkyl.

**[00180]** In a ninth embodiment, provided are any of the compounds of embodiments 1-8, or a pharmaceutically acceptable salt, or solvate thereof, wherein R<sup>3</sup> is -OR<sup>8</sup>, optionally substituted C<sub>1</sub>-C<sub>4</sub>alkyl, optionally substituted C<sub>1</sub>-C<sub>4</sub>fluoroalkyl, or optionally substituted C<sub>1</sub>-C<sub>4</sub>heteroalkyl.

**[00181]** In a tenth embodiment, provided are any of the compounds of embodiments 1-9, or a pharmaceutically acceptable salt, or solvate thereof, wherein R<sup>3</sup> is optionally substituted C<sub>1</sub>-C<sub>4</sub>alkyl.

**[00182]** In an eleventh embodiment, provided are any of the compounds of embodiment 10, or a pharmaceutically acceptable salt, or solvate thereof, wherein R<sup>3</sup> is methyl, ethyl, propyl, or butyl.

**[00183]** In a twelfth embodiment, provided are any of the compounds of embodiments 1-9, or a pharmaceutically acceptable salt, or solvate thereof, wherein R<sup>3</sup> is -OR<sup>8</sup>.

**[00184]** In a thirteenth embodiment, provided are any of the compounds of embodiment 12, or a pharmaceutically acceptable salt, or solvate thereof, wherein R<sup>8</sup> is optionally substituted C<sub>1</sub>-C<sub>4</sub>alkyl, optionally substituted C<sub>1</sub>-C<sub>4</sub>heteroalkyl, optionally substituted C<sub>1</sub>-C<sub>4</sub>fluoroalkyl, or optionally substituted C<sub>3</sub>-C<sub>6</sub>cycloalkyl.

**[00185]** In a fourteenth embodiment, provided are any of the compounds of embodiments 1-13, or a pharmaceutically acceptable salt, or solvate thereof, wherein R<sup>4</sup> is halogen, -CN, -OR<sup>8</sup>, optionally substituted C<sub>1</sub>-C<sub>4</sub>alkyl, or optionally substituted C<sub>1</sub>-C<sub>4</sub>fluoroalkyl.

**[00186]** In a fifteenth embodiment, provided are any of the compounds of embodiments 1-14, or a pharmaceutically acceptable salt, or solvate thereof, wherein R<sup>4</sup> is halogen, -CN, -OR<sup>8</sup>, optionally substituted C<sub>1</sub>-C<sub>4</sub>alkyl, or optionally substituted C<sub>1</sub>-C<sub>4</sub>fluoroalkyl.

**[00187]** In a sixteenth embodiment, provided are any of the compounds of embodiments 1-14, or a pharmaceutically acceptable salt, or solvate thereof, wherein R<sup>4</sup> is halogen, optionally substituted C<sub>1</sub>-C<sub>4</sub>alkyl, or optionally substituted C<sub>1</sub>-C<sub>4</sub>fluoroalkyl.

**[00188]** In a seventeenth embodiment, provided are any of the compounds of embodiment 15, or a pharmaceutically acceptable salt, or solvate thereof, wherein R<sup>4</sup> is halogen.

**[00189]** In an eighteenth embodiment, provided are any of the compounds of embodiment 17, or a pharmaceutically acceptable salt, or solvate thereof, wherein R<sup>4</sup> is -Cl, -Br, -F, or -I or when R<sup>4</sup> is -Cl.

**[00190]** In a nineteenth embodiment, provided are any of the compounds of embodiment 15, or a pharmaceutically acceptable salt, or solvate thereof, wherein R<sup>4</sup> is -OR<sup>8</sup>.

**[00191]** In a twentieth embodiment, provided are any of the compounds of embodiment 19, or a pharmaceutically acceptable salt, or solvate thereof, wherein  $R^8$  is H, optionally substituted  $C_1$ - $C_4$ alkyl, or optionally substituted  $C_1$ - $C_4$ fluoroalkyl.

**[00192]** In a twenty-first embodiment, provided are any of the compounds of embodiment 15, or a pharmaceutically acceptable salt, or solvate thereof, wherein  $R^4$  is optionally substituted  $C_1$ - $C_4$ alkyl.

**[00193]** In a twenty-second embodiment, provided are any of the compounds of embodiment 21, or a pharmaceutically acceptable salt, or solvate thereof, wherein  $R^4$  is methyl, ethyl, propyl, or butyl.

**[00194]** In a twenty-third embodiment, provided are any of the compounds of embodiment 15, or a pharmaceutically acceptable salt, or solvate thereof, wherein  $R^4$  is optionally substituted  $C_1$ - $C_4$ fluoroalkyl.

**[00195]** In a twenty-fourth embodiment, provided are any of the compounds of embodiment 23, or a pharmaceutically acceptable salt, or solvate thereof, wherein  $R^4$  is  $-CF_3$ ,  $-CF_2CH_3$ , or  $-CH_2CF_3$ .

**[00196]** In a twenty-fifth embodiment, provided are any of the compounds of embodiments 1-24, or a pharmaceutically acceptable salt, or solvate thereof, wherein  $R^5$  is H, halogen,  $-CN$ ,  $-OR^8$ ,  $-SR^8$ ,  $-N(R^8)_2$ , optionally substituted  $C_1$ - $C_4$ alkyl, or optionally substituted  $C_1$ - $C_4$ fluoroalkyl.

**[00197]** In a twenty-sixth embodiment, provided are any of the compounds of embodiment 25, or a pharmaceutically acceptable salt, or solvate thereof, wherein  $R^5$  is H.

**[00198]** In a twenty-seventh embodiment, provided are any of the compounds of embodiment 25, or a pharmaceutically acceptable salt, or solvate thereof, wherein  $R^5$  is halogen.

**[00199]** In a twenty-eighth embodiment, provided are any of the compounds of embodiment 27, or a pharmaceutically acceptable salt, or solvate thereof, wherein  $R^5$  is  $-Cl$ ,  $-Br$ ,  $-F$ , or  $-I$ .

**[00200]** In a twenty-ninth embodiment, provided are any of the compounds of embodiment 25, or a pharmaceutically acceptable salt, or solvate thereof, wherein  $R^5$  is  $-OR^8$ .

**[00201]** In a thirtieth embodiment, provided are any of the compounds of embodiment 29, or a pharmaceutically acceptable salt, or solvate thereof, wherein  $R^8$  is H, optionally substituted  $C_1$ - $C_4$ alkyl, or optionally substituted  $C_1$ - $C_4$ fluoroalkyl.

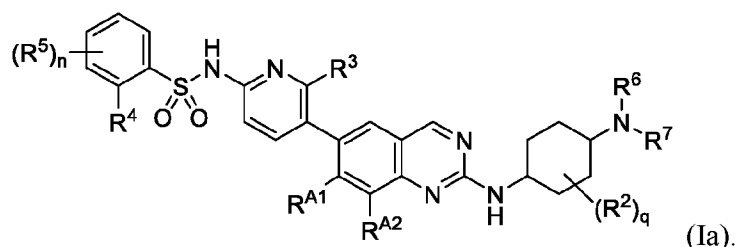
**[00202]** In a thirty-first embodiment, provided are any of the compounds of embodiment 25, or a pharmaceutically acceptable salt, or solvate thereof, wherein  $R^5$  is optionally substituted  $C_1$ - $C_4$ alkyl.

**[00203]** In a thirty-second embodiment, provided are any of the compounds of embodiment 31, or a pharmaceutically acceptable salt, or solvate thereof, wherein  $R^5$  is methyl, ethyl, propyl, or butyl.

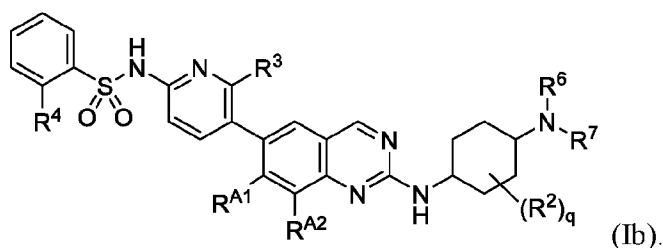
**[00204]** In a thirty-third embodiment, provided are any of the compounds of embodiment 25, or a pharmaceutically acceptable salt, or solvate thereof, wherein  $R^5$  is optionally substituted  $C_1$ - $C_4$ fluoroalkyl.

**[00205]** In a thirty-fourth embodiment, provided are any of the compounds of embodiment 33, or a pharmaceutically acceptable salt, or solvate thereof, wherein  $R^5$  is  $-CF_3$ ,  $-CF_2CH_3$ , or  $-CH_2CF_3$ .

**[00206]** In a thirty-fifth embodiment, embodiment, provided are any of the compounds of embodiment 1, wherein the compound has the structure of formula (Ia), or a pharmaceutically acceptable salt, or solvate thereof



**[00207]** In a thirty-sixth embodiment, provided are any of the compounds of embodiment 1, wherein the compound has the structure of formula (Ib), or a pharmaceutically acceptable salt, or solvate thereof,



**[00208]** In a thirty-seventh embodiment, provided are any of the compounds of embodiments 1-36, or a pharmaceutically acceptable salt, or solvate thereof, wherein each  $R^2$  is independently H, halogen,  $-OR^8$ , optionally substituted  $C_1$ - $C_4$ alkyl, optionally substituted  $C_1$ - $C_4$ heteroalkyl, or optionally substituted  $C_1$ - $C_4$ fluoroalkyl or alternatively wherein each  $R^2$  is hydrogen.

**[00209]** In a thirty-eighth embodiment, provided are any of the compounds of embodiments 1-37, or a pharmaceutically acceptable salt, or solvate thereof, wherein q is 0, 1, or 2 or alternatively wherein q is 0.

**[00210]** In a thirty-ninth embodiment, provided are any of the compounds of embodiments 1-38, or a pharmaceutically acceptable salt, or solvate thereof, wherein  $R^6$  is H, optionally substituted  $C_1$ - $C_4$ alkyl, optionally substituted  $C_1$ - $C_4$ heteroalkyl, optionally substituted  $C_1$ - $C_4$ fluoroalkyl, optionally substituted  $C_3$ - $C_6$ cycloalkyl, or optionally substituted  $C_3$ - $C_6$ cycloalkylalkyl.

**[00211]** In a fortieth embodiment, provided are any of the compounds of embodiment 39, or a pharmaceutically acceptable salt, or solvate thereof, wherein R<sup>6</sup> is optionally substituted C<sub>1</sub>-C<sub>4</sub>alkyl.

**[00212]** In a forty-first embodiment, provided are any of the compounds of embodiment 40, or a pharmaceutically acceptable salt, or solvate thereof, wherein R<sup>6</sup> is methyl.

**[00213]** In a forty-second embodiment, provided are any of the compounds of embodiment 39, or a pharmaceutically acceptable salt, or solvate thereof, wherein R<sup>6</sup> is optionally substituted C<sub>1</sub>-C<sub>4</sub>heteroalkyl.

**[00214]** In a forty-third embodiment, provided are any of the compounds of embodiment 39, or a pharmaceutically acceptable salt, or solvate thereof, wherein R<sup>6</sup> is optionally substituted C<sub>1</sub>-C<sub>4</sub>fluoroalkyl.

**[00215]** In a forty-fourth embodiment, provided are any of the compounds of embodiment 39, or a pharmaceutically acceptable salt, or solvate thereof, wherein R<sup>6</sup> is optionally substituted C<sub>3</sub>-C<sub>6</sub>cycloalkyl.

**[00216]** In a forty-fifth embodiment, provided are any of the compounds of embodiment 39, or a pharmaceutically acceptable salt, or solvate thereof, wherein R<sup>6</sup> is optionally substituted C<sub>3</sub>-C<sub>6</sub>cycloalkylalkyl.

**[00217]** In a forty-sixth embodiment, provided are any of the compounds of embodiment 39, or a pharmaceutically acceptable salt, or solvate thereof, wherein R<sup>6</sup> is H.

**[00218]** In a forty-seventh embodiment, provided are any of the compounds of embodiments 1-46, or a pharmaceutically acceptable salt, or solvate thereof, wherein R<sup>7</sup> is optionally substituted C<sub>1</sub>-C<sub>4</sub>alkyl, optionally substituted C<sub>1</sub>-C<sub>4</sub>heteroalkyl, optionally substituted C<sub>1</sub>-C<sub>4</sub>fluoroalkyl, optionally substituted C<sub>3</sub>-C<sub>6</sub>cycloalkyl, or optionally substituted C<sub>3</sub>-C<sub>6</sub>cycloalkylalkyl.

**[00219]** In a forty-eighth embodiment, provided are any of the compounds of embodiment 47, or a pharmaceutically acceptable salt, or solvate thereof, wherein R<sup>7</sup> is optionally substituted C<sub>1</sub>-C<sub>4</sub>alkyl.

**[00220]** In a forty-ninth embodiment, provided are any of the compounds of embodiment 47, or a pharmaceutically acceptable salt, or solvate thereof, wherein R<sup>7</sup> is optionally substituted C<sub>1</sub>-C<sub>4</sub>heteroalkyl.

**[00221]** In a fiftieth embodiment, provided are any of the compounds of embodiment 47, or a pharmaceutically acceptable salt, or solvate thereof, wherein R<sup>7</sup> is optionally substituted C<sub>3</sub>-C<sub>6</sub>cycloalkyl.

**[00222]** In a fifty-first embodiment, provided are any of the compounds of embodiment 47, or a pharmaceutically acceptable salt, or solvate thereof, wherein R<sup>7</sup> is optionally substituted C<sub>1</sub>-C<sub>4</sub>alkyl.

**[00223]** In a fifty-second embodiment, provided are any of the compounds of embodiment 47, or a pharmaceutically acceptable salt, or solvate thereof, wherein  $R^7$  is optionally substituted  $C_3$ - $C_6$ cycloalkylalkyl.

**[00224]** In a fifty-third embodiment, provided are any of the compounds of embodiment 47, or a pharmaceutically acceptable salt, or solvate thereof, wherein  $R^7$  is selected from the group of methyl, ethyl,  $-CH_2CF_3$ ,  $-CH_2$ -cyclopropyl, or  $-CH_2CH_2OCH_3$  or alternatively  $R^7$  is  $CH_2$ -cyclobutyl.

**[00225]** In a fifty-fourth embodiment, provided are any of the compounds of embodiments 1-53, or a pharmaceutically acceptable salt, or solvate thereof, wherein  $R^{A1}$  is H, optionally substituted  $C_1$ - $C_4$ alkyl, optionally substituted  $C_1$ - $C_4$ heteroalkyl, or optionally substituted  $C_1$ - $C_4$ fluoroalkyl.

**[00226]** In a fifty-fifth embodiment, provided are any of the compounds of embodiment 54, or a pharmaceutically acceptable salt, or solvate thereof, wherein  $R^{A1}$  is H.

**[00227]** In a fifty-sixth embodiment, provided are any of the compounds of embodiment 54, or a pharmaceutically acceptable salt, or solvate thereof, wherein  $R^{A1}$  is optionally substituted  $C_1$ - $C_4$ alkyl.

**[00228]** In a fifty-seventh embodiment, provided are any of the compounds of embodiments 1-56, or a pharmaceutically acceptable salt, or solvate thereof, wherein  $R^{A2}$  is H, optionally substituted  $C_1$ - $C_4$ alkyl, optionally substituted  $C_1$ - $C_4$ heteroalkyl, or optionally substituted  $C_1$ - $C_4$ fluoroalkyl.

**[00229]** In a fifty-eighth embodiment, provided are any of the compounds of embodiment 57, or a pharmaceutically acceptable salt, or solvate thereof, wherein  $R^{A2}$  is optionally substituted  $C_1$ - $C_4$ alkyl.

**[00230]** In a fifty-ninth embodiment, provided are any of the compounds of embodiment 58, or a pharmaceutically acceptable salt, or solvate thereof, wherein  $R^{A2}$  is methyl, ethyl, propyl, or butyl.

**[00231]** In a sixtieth embodiment, provided are any of the compounds of embodiment 59, or a pharmaceutically acceptable salt, or solvate thereof, wherein  $R^{A2}$  is ethyl.

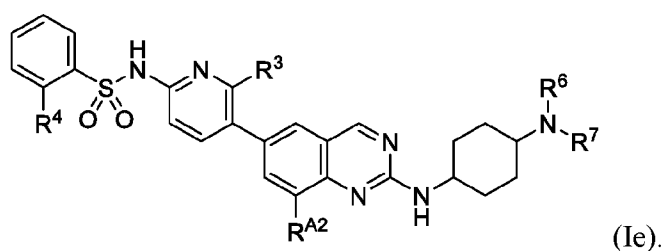
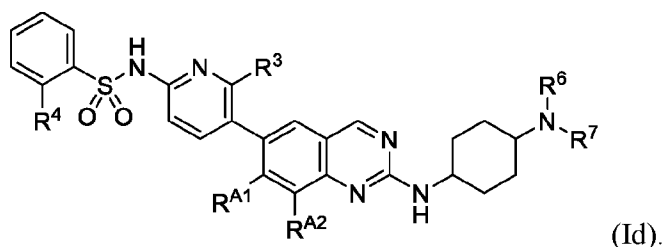
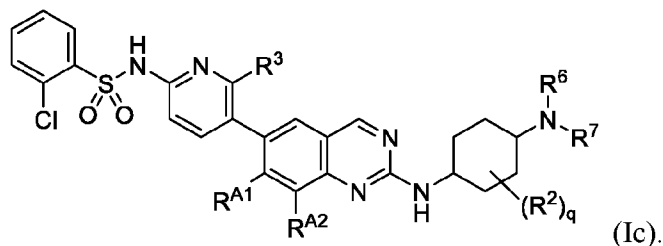
**[00232]** In a sixty-first embodiment, provided are any of the compounds of embodiment 57, or a pharmaceutically acceptable salt, or solvate thereof, wherein  $R^{A2}$  is optionally substituted  $C_1$ - $C_4$ heteroalkyl.

**[00233]** In a sixty-second embodiment, provided are any of the compounds of embodiment 57, or a pharmaceutically acceptable salt, or solvate thereof, wherein  $R^{A2}$  is optionally substituted  $C_1$ - $C_4$ fluoroalkyl.



**[00234]** In a sixty-third embodiment, provided are any of the compounds of embodiment 57, or a pharmaceutically acceptable salt, or solvate thereof, wherein  $R^{A2}$  is H.

**[00235]** In a sixty-fourth embodiment, provided are any of the compounds of embodiments 1-63 wherein the compound has the structure of formula (Ic), (Id), or (Ie), or a pharmaceutically acceptable salt, or solvate thereof:



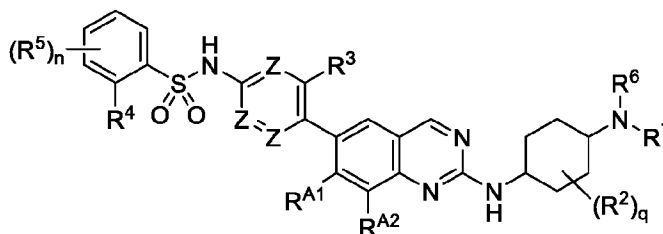
**[00236]** In a sixty-fifth embodiment, provided are the compounds of any one of embodiments 1 to 64 or a pharmaceutically acceptable salt, or solvate thereof wherein each  $R^8$  is independently H, optionally substituted  $C_1$ - $C_4$ alkyl, optionally substituted  $C_1$ - $C_4$ heteroalkyl, optionally substituted  $C_1$ - $C_4$ fluoroalkyl, optionally substituted  $C_3$ - $C_6$ cycloalkyl, or optionally substituted  $C_2$ - $C_{10}$ heterocycloalkyl and each  $R^9$  is independently optionally substituted  $C_1$ - $C_4$ alkyl, optionally substituted  $C_1$ - $C_4$ heteroalkyl, optionally substituted  $C_1$ - $C_4$ fluoroalkyl, optionally substituted  $C_3$ - $C_6$ cycloalkyl, or optionally substituted  $C_2$ - $C_{10}$ heterocycloalkyl.

**[00237]** In a sixty-sixth embodiment, provided are the compounds of any one of embodiments 1 to 65 or a pharmaceutically acceptable salt, or solvate thereof wherein optional substituents are independently selected from D, halogen, -CN, -NH<sub>2</sub>, -NH(CH<sub>3</sub>), -N(CH<sub>3</sub>)<sub>2</sub>, -OH, -CO<sub>2</sub>H, -CO<sub>2</sub>( $C_1$ - $C_4$ alkyl), -CH<sub>2</sub>NH<sub>2</sub>, -C(=O)NH<sub>2</sub>, -C(=O)NH( $C_1$ - $C_4$ alkyl), -C(=O)N( $C_1$ - $C_4$ alkyl)<sub>2</sub>, -S(=O)<sub>2</sub>NH<sub>2</sub>, -S(=O)<sub>2</sub>NH( $C_1$ - $C_4$ alkyl), -S(=O)<sub>2</sub>N( $C_1$ - $C_4$ alkyl)<sub>2</sub>,  $C_1$ - $C_4$ alkyl,  $C_3$ - $C_6$ cycloalkyl,  $C_1$ - $C_4$ fluoroalkyl,  $C_1$ - $C_4$ heteroalkyl,  $C_1$ - $C_4$ alkoxy,  $C_1$ - $C_4$ fluoroalkoxy, -SC<sub>1</sub>- $C_4$ alkyl, -S(=O) $C_1$ -

C<sub>4</sub>alkyl, and -S(=O)<sub>2</sub>C<sub>1</sub>-C<sub>4</sub>alkyl (more preferably from D, halogen, -CN, -NH<sub>2</sub>, -OH, -NH(CH<sub>3</sub>), -N(CH<sub>3</sub>)<sub>2</sub>, -CH<sub>3</sub>, -CH<sub>2</sub>CH<sub>3</sub>, -CH<sub>2</sub>NH<sub>2</sub>, -CF<sub>3</sub>, -OCH<sub>3</sub>, and -OCF<sub>3</sub>).

**[00238]** In a sixty-seventh embodiment, provided are the compounds of any one of embodiments 1 to 65, or a pharmaceutically acceptable salt or solvate thereof, wherein there are no optional substituents.

**[00239]** In a sixty-eighth embodiment, provided is a compound of Formula (I\*), or a pharmaceutically acceptable salt, or solvate thereof:



Formula (I\*)

wherein,

each Z is independently N or CR<sup>1</sup>, provided that at least one Z is N;

each R<sup>1</sup> is independently hydrogen, fluorine, chlorine or cyano;

R<sup>3</sup> is -CN, optionally substituted C<sub>1</sub>-C<sub>3</sub>alkyl, optionally substituted C<sub>3</sub>-C<sub>4</sub>cycloalkyl, optionally substituted -O-C<sub>3</sub>-C<sub>4</sub>cycloalkyl, or optionally substituted -O-C<sub>1</sub>-C<sub>3</sub>alkyl;

R<sup>4</sup> is chlorine, -CH<sub>3</sub>, cyano, -OCH<sub>3</sub>, or CF<sub>3</sub>;

each R<sup>5</sup> is independently hydrogen, chlorine, -CH<sub>3</sub>, cyano, -OCH<sub>3</sub>, or CF<sub>3</sub>;

each R<sup>2</sup> is independently hydrogen, fluorine, -CH<sub>3</sub>, or -OH;

R<sup>6</sup> is H, or C<sub>1</sub>-C<sub>3</sub>alkyl;

R<sup>7</sup> is optionally substituted C<sub>1</sub>-C<sub>3</sub>alkyl; C<sub>1</sub>-C<sub>3</sub>fluoroalkyl, C<sub>1</sub>-C<sub>3</sub>heteroalkyl, or C<sub>3</sub>-C<sub>4</sub>cycloalkyl-C<sub>1</sub>-C<sub>3</sub>alkyl;

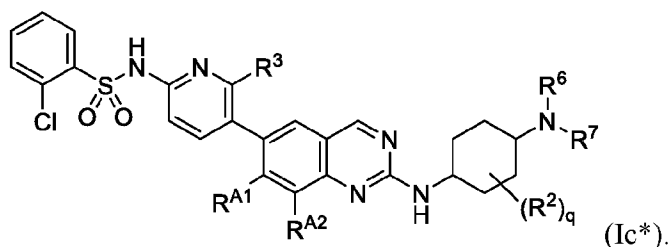
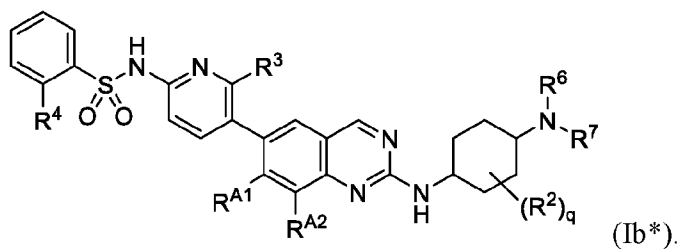
or R<sup>6</sup> and R<sup>7</sup> are taken together with the N atom to which they are attached to form an optionally substituted 4 to 6 membered ring, the remainder of the ring atoms being carbon;

R<sup>A1</sup> and R<sup>A2</sup> are each independently H, optionally substituted C<sub>1</sub>-C<sub>3</sub>alkyl; optionally substituted C<sub>1</sub>-C<sub>3</sub>fluoroalkyl, optionally substituted C<sub>1</sub>-C<sub>3</sub>heteroalkyl, or optionally substituted C<sub>3</sub>-C<sub>4</sub>cycloalkyl-C<sub>1</sub>-C<sub>3</sub>alkyl, provided that both R<sup>A1</sup> and R<sup>A2</sup> are not hydrogen; or alternatively R<sup>A1</sup> and R<sup>A2</sup> are each independently H; C<sub>1</sub>-C<sub>3</sub>fluoroalkyl, C<sub>1</sub>-C<sub>3</sub>heteroalkyl, or C<sub>3</sub>-C<sub>4</sub>cycloalkyl-C<sub>1</sub>-C<sub>3</sub>alkyl or optionally substituted C<sub>1</sub>-C<sub>3</sub>alkyl provided that both R<sup>A1</sup> and R<sup>A2</sup> are not hydrogen;

n is 0, 1, 2, 3, or 4; and

q is 0, 1, 2, 3, or 4.

[00240] In a sixty-ninth embodiment, provided are any of the compounds of embodiment 68, wherein the compound has the structure of formula (Ib\*) or (Ic\*) or a pharmaceutically acceptable salt, or solvate thereof:



[00241] In a seventieth embodiment, provided are any of the compounds of embodiments 68-69, or a pharmaceutically acceptable salt, or solvate thereof, wherein  $R^{A1}$  is H or  $C_{1-3}$ alkyl.

[00242] In a seventy-first embodiment, provided are any of the compounds of embodiments 68-70, or a pharmaceutically acceptable salt, or solvate thereof, wherein one or more of  $R^3$ ,  $R^7$ ,  $R^{A1}$ , and  $R^{A2}$  are optionally substituted, wherein optional substituents are each independently selected from fluorine, -OH, -OCH<sub>3</sub>, -OCH<sub>2</sub>CH<sub>3</sub>, -OCH<sub>2</sub>CH<sub>2</sub>CH<sub>3</sub>, -NH<sub>2</sub>, -NH(CH<sub>3</sub>), or -N(CH<sub>3</sub>)<sub>2</sub>.

[00243] In a seventy-second embodiment, provided are any of the compounds of embodiments 68-70, or a pharmaceutically acceptable salt, or solvate thereof, wherein one or more of  $R^3$ ,  $R^7$ ,  $R^{A1}$ , and  $R^{A2}$  are optionally substituted, wherein optional substituents are each independently selected from fluorine, -OH, -OCH<sub>3</sub>, -OCH<sub>2</sub>CH<sub>3</sub>, -OCH<sub>2</sub>CH<sub>2</sub>CH<sub>3</sub>, -NH(CH<sub>3</sub>), or -N(CH<sub>3</sub>)<sub>2</sub>.

[00244] In a seventy-third embodiment, provided are any of the compounds of embodiments 68-72, or a pharmaceutically acceptable salt, or solvate thereof, wherein one or more of  $R^7$ ,  $R^{A1}$ , and  $R^{A2}$  are  $C_{1-3}$ heteroalkyl, wherein a heteroatom in the  $C_{1-3}$ heteroalkyl is oxygen.

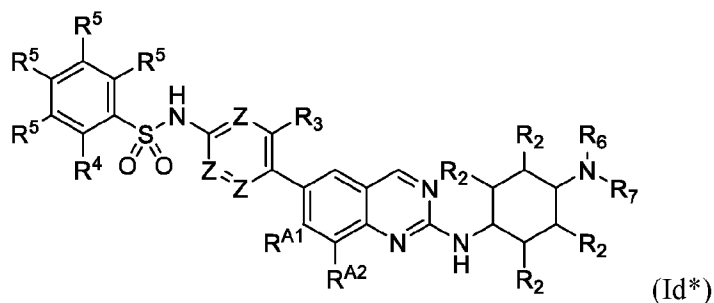
[00245] In a seventy-fourth embodiment, provided are any of the compounds of embodiments 68-73 or a pharmaceutically acceptable salt, or solvate thereof wherein  $R^6$  is H or methyl and  $R^7$  is methyl, ethyl, CH<sub>2</sub>CF<sub>3</sub>, CH<sub>2</sub>-cyclopropyl, or CH<sub>2</sub>CH<sub>2</sub>OCH<sub>3</sub>.

[00246] In a seventy-fifth embodiment, provided are any of the compounds of embodiments 68-74 or a pharmaceutically acceptable salt, or solvate thereof wherein  $R^6$  is methyl and  $R^7$  is methyl, ethyl, CH<sub>2</sub>CF<sub>3</sub>, CH<sub>2</sub>-cyclopropyl or CH<sub>2</sub>CH<sub>2</sub>OCH<sub>3</sub>.

[00247] In a seventy-sixth embodiment, provided are the compounds of any of the embodiments 68-75 wherein q is zero.

**[00248]** In a seventy-seventh embodiment, provided are the compounds of any of the embodiments 68-76 wherein each Z is independently N or CR<sup>1</sup>, provided that at least one Z is N; each R<sup>1</sup> is independently hydrogen, fluorine, chlorine or cyano; R<sup>3</sup> is C<sub>1</sub>-C<sub>3</sub>alkyl or -OC<sub>1</sub>-C<sub>3</sub>alkyl; R<sup>A1</sup> is hydrogen, or C<sub>1</sub>-C<sub>3</sub>alkyl; R<sup>A2</sup> is C<sub>1</sub>-C<sub>3</sub>alkyl, C<sub>1</sub>-C<sub>3</sub>fluoroalkyl, or C<sub>1</sub>-C<sub>3</sub>heteroalkyl; provided that both R<sup>A1</sup> and R<sup>A2</sup> are not hydrogen; R<sup>4</sup> is chlorine; each R<sup>5</sup> is independently hydrogen, chlorine, -CH<sub>3</sub>, cyano, -OCH<sub>3</sub>, or CF<sub>3</sub>; n is 0, 1, 2, 3, or 4; and q is zero.

**[00249]** In a seventy-eighth embodiment, provided are the compounds of embodiment 1 having Formula (Id\*), or a pharmaceutically acceptable salt or solvate thereof:



wherein Z, R<sup>1</sup>, R<sup>2</sup>, R<sup>3</sup>, R<sup>4</sup>, R<sup>5</sup>, R<sup>6</sup>, R<sup>7</sup>, R<sup>8</sup>, R<sup>9</sup>, R<sup>A1</sup>, and R<sup>A2</sup> are as described for compounds of embodiment 1.

**[00250]** In a seventy-ninth embodiment, provided are the compounds of embodiment 78, or a pharmaceutically acceptable salt or solvate thereof:

wherein:

each R<sup>5</sup> is independently hydrogen, chlorine, fluorine, or C<sub>1</sub>-C<sub>3</sub>alkyl (preferably hydrogen);

R<sup>4</sup> is chlorine or C<sub>1</sub>-C<sub>3</sub>alkyl (preferably chlorine);

R<sup>3</sup> is C<sub>1</sub>-C<sub>3</sub>alkyl or -OC<sub>1</sub>-C<sub>3</sub>alkyl;

R<sup>A1</sup> is fluorine, chlorine, hydrogen, or C<sub>1</sub>-C<sub>3</sub>alkyl;

R<sup>A2</sup> is C<sub>1</sub>-C<sub>3</sub>alkyl, -OC<sub>1</sub>-C<sub>3</sub>alkyl, hydrogen, C<sub>1</sub>-C<sub>3</sub>fluoroalkyl, fluorine, chlorine, or C<sub>1</sub>-C<sub>3</sub>heteroalkyl; provided that both R<sup>A1</sup> and R<sup>A2</sup> are not hydrogen;

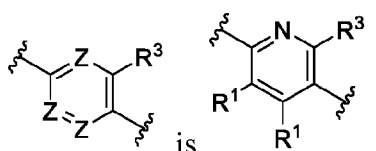
Each R<sup>2</sup> is independently hydrogen or fluorine (preferably hydrogen);

R<sup>1</sup> is hydrogen or fluorine (preferably hydrogen);

Z is independently N or CR<sup>1</sup>;

and wherein one Z is nitrogen, two of Z are nitrogen, or three of Z are nitrogen or

wherein:



In an eightieth embodiment, provided are the compounds of embodiment 79, or a pharmaceutically acceptable salt or solvate thereof, wherein

each  $R^5$  is independently hydrogen, chlorine, fluorine, or  $-CH_3$  (preferably hydrogen);

$R^4$  is chlorine or  $-CH_3$  (preferably chlorine);

$R^3$  is  $-CH_3$ ,  $-CH_2CH_3$ , or  $-OCH_3$ ;

$R^{A1}$  is fluorine, chlorine, hydrogen, or  $-CH_3$ ;

$R^{A2}$  is hydrogen,  $-CH_3$ ,  $-CH_2CH_3$ ,  $-OCH_3$ ,  $CF_3$ ,  $CF_2CH_3$ ,  $CH_2OCH_3$ , or fluorine; provided that both  $R^{A1}$  and  $R^{A2}$  are not hydrogen;

Each  $R^2$  is independently hydrogen or fluorine (preferably hydrogen);

$R^1$  is hydrogen or fluorine (preferably hydrogen);

and Z is as set forth for compounds of embodiment 79.

**[00251]** In an eighty-first embodiment, provided are the compounds of embodiment 78, 79, or 80 wherein  $R^6$  and  $R^7$  can be as described in any of the embodiments set forth herein. (For example,  $R^7$  can be optionally substituted  $C_3$ - $C_6$ cycloalkylalkyl or  $R^7$  can be selected from the group of methyl, ethyl,  $-CH_2CF_3$ ,  $-CH_2$ -cyclopropyl, or  $-CH_2CH_2OCH_3$  or  $R^7$  can be selected from the group of methyl, ethyl,  $-CH_2CF_3$ ,  $-CH_2$ -cyclopropyl,  $-CH_2$ -cyclobutyl, or  $-CH_2CH_2OCH_3$ ; and  $R^6$  can be as described herein for any of the embodiments (For example,  $R^6$  can be hydrogen or  $C_{1-4}$  alkyl, more preferably hydrogen or methyl).

**[00252]** Also provided are pharmaceutical compositions comprising any of the compounds described herein including pharmaceutically acceptable salts and solvates thereof and one or more pharmaceutically acceptable excipients as well as methods of using the compounds and compositions to treat or ameliorate the effects of a disease associated with altered IRE1 signaling. Such methods comprise administering to a subject in need thereof a pharmaceutical composition or compound of the present invention. The disease can be, for example, any of the disease described herein.

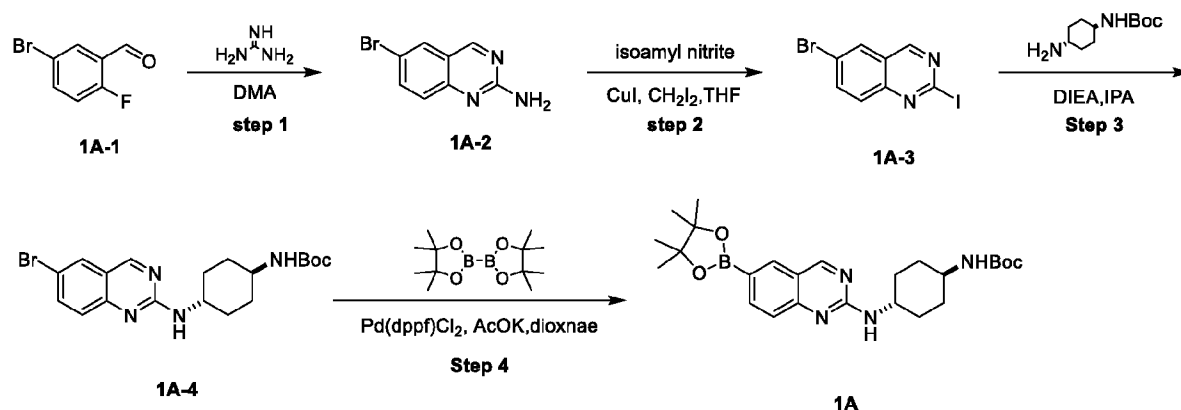
**[00253]** The compound and compositions provided herein can be for use as medicament. The medicament can be used, for example, to treat disease, including any of the diseases described herein.

## EXAMPLES

**[00254]** The following examples are intended to illustrate but not limit the disclosed embodiments.

## I. Chemical Synthesis

### Example 1A: Synthesis of tert-butyl ((1r,4r)-4-((6-(4,4,5,5-tetramethyl-1,3,2-dioxaborolan-2-yl)quinazolin-2-yl)amino)cyclohexyl)carbamate (1A)



#### Step 1: 6-bromoquinazolin-2-amine (1A-2)

[00255] To a solution of 5-bromo-2-fluorobenzaldehyde (20.0 g, 98.5 mmol) in DMA (700 mL) was added guanidine-carbonic acid (26.6 g, 147.7 mmol). The mixture was stirred at 160°C for 0.5 h, cooled to rt and concentrated. The residue was diluted with H<sub>2</sub>O (300 mL) and extracted with ethyl acetate (200 mL × 3). The combined organic layers were washed with brine (100 mL × 3), dried over Na<sub>2</sub>SO<sub>4</sub>, filtered and concentrated under reduced pressure to give a residue. The residue was washed with DCM (300 mL) to get compound **1A-2** (4.0 g, crude).

#### Step 2: 6-bromo-2-iodoquinazoline (1A-3)

[00256] To a solution of compound **1A-2** (2.0 g, 8.9 mmol) in THF (20.0 mL) under N<sub>2</sub> were added of isoamyl nitrite (3.1 g, 26.8 mmol, 3.6 mL), diiodomethane (11.9 g, 44.7 mmol, 3.6 mL) and CuI (1.7 g, 8.9 mmol). The mixture was stirred at 80°C for 2 h, cooled to rt, quenched by addition of ice water (100 mL), and extracted with ethyl acetate (100 mL × 3). The combined organic layers were washed with brine (100 mL × 3), dried over anhydrous Na<sub>2</sub>SO<sub>4</sub>, filtered and concentrated. The residue was purified by column chromatography (SiO<sub>2</sub>) to afford compound **1A-3** (2.1 g, crude).

#### Step 3: 1-tert-butyl ((1r, 4r)-4-((6-bromoquinazolin-2-yl)amino)cyclohexyl)carbamate (1A-4)

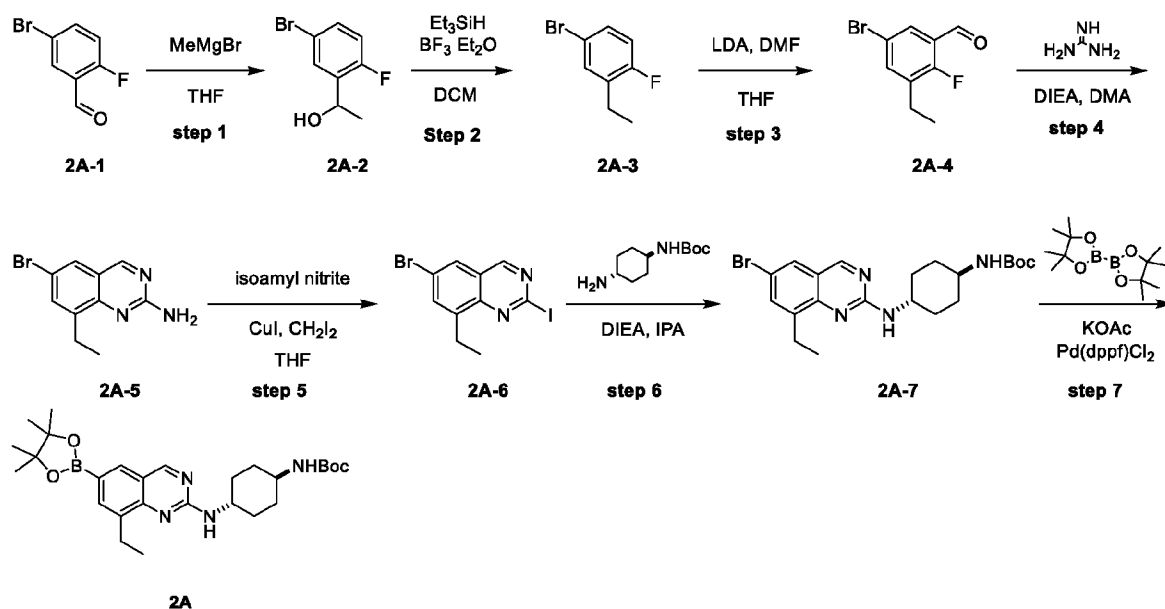
[00257] To a solution of compound **1A-3** (4.0 g, 11.9 mmol) in IPA (120.0 mL) was added DIEA (4.6 g, 35.8 mmol, 6.2 mL) and tert-butyl ((1r,4r)-4-aminocyclohexyl)carbamate (7.6 g, 35.8 mmol). The mixture was stirred at 80°C for 12 h, cooled to rt and filtered. The collected solid was washed with Dichloromethane / Methanol (10/1, 60 mL). The combined filtrate was concentrated to give a residue which was purified by column chromatography (SiO<sub>2</sub>) to afford

compound **1A-4** (3.6 g, 6.8 mmol, 57.2% yield).  $M+H^+ = 421.1$  (LCMS);  $^1H$  NMR (CHLOROFORM-*d*, 400MHz)  $\delta$  8.87 (s, 1H), 7.78 (d,  $J = 1.8$  Hz, 1H), 7.71 (dd,  $J = 2.0, 9.0$  Hz, 1H), 7.44 (d,  $J = 9.2$  Hz, 1H), 5.19 (br d,  $J = 7.9$  Hz, 1H), 4.43 (br s, 1H), 3.93 (br d,  $J = 7.5$  Hz, 1H), 3.49 (br s, 1H), 2.27 - 2.00 (m, 4H), 1.46 (s, 9H), 1.40 - 1.29 (m, 4H).

**Step 4: tert-butyl ((1*r*,4*r*)-4-((6-(4,4,5,5-tetramethyl-1,3,2-dioxaborolan-2-yl)quinazolin-2-yl)amino)cyclohexyl)carbamate (1A)**

[00258] A mixture of compound **1A-4** (2.0 g, 4.7 mmol), 4,4,5,5-tetramethyl-2-(4,4,5,5-tetramethyl-1,3,2-dioxaborolan-2-yl)-1,3,2-dioxaborolane (1.3 g, 5.2 mmol), AcOK (1.4 g, 14.2 mmol) and Pd(dppf)Cl<sub>2</sub> (347 mg, 474.6  $\mu$ mol) in dioxane (50 mL) was degassed and purged with N<sub>2</sub> three times, and heated at 90°C for 12 h under N<sub>2</sub>. The reaction was cooled to rt and concentrated to give a residue. The residue was purified by column chromatography (SiO<sub>2</sub>) to afford compound **1A** (2.7 g, crude).  $M+H^+ = 469.2$  (LCMS).

**Example 2A: Synthesis of tert-butyl ((1*r*,4*r*)-4-((8-ethyl-6-(4,4,5,5-tetramethyl-1,3,2-dioxaborolan-2-yl)quinazolin-2-yl)amino)cyclohexyl)carbamate (2A)**



**Step 1: 1-(5-bromo-2-fluorophenyl)ethan-1-ol (2A-2)**

[00259] A solution of 5-bromo-2-fluoro-benzaldehyde (55.0 g, 270.9 mmol) in THF (500.0 mL) was cooled to 0°C. Then MeMgBr (3 M, 94.8 mL) was added. The mixture was stirred at 0°C for 0.5 h, quenched with NH<sub>4</sub>Cl (500 mL) and extracted with ethyl acetate (500 mL  $\times$  3). The combined organic layers were washed with brine (500 mL  $\times$  3), dried over Na<sub>2</sub>SO<sub>4</sub>, filtered and concentrated under reduced pressure to give a residue. The residue was purified by column chromatography (SiO<sub>2</sub>) to afford compound **2A-2** (46.0 g, crude).

**Step 2: 4-bromo-2-ethyl-1-fluorobenzene (2A-3)**

**[00260]** To a solution of compound **2A-2** (46.0 g, 210.0 mmol) and triethylsilane (48.8 g, 420.0 mmol, 66.9 mL) in DCM (500.0 mL) was added  $\text{BF}_3 \cdot \text{Et}_2\text{O}$  (59.6 g, 420.0 mmol, 51.8 mL) at 0°C. The mixture was stirred at 25°C for 2 h, concentrated, quenched by addition of Sat.  $\text{NaHCO}_3$  (200 mL) at 0°C, and extracted with ethyl acetate (200 mL  $\times$  3). The combined organic layers were washed with brine (200 mL  $\times$  3), dried over  $\text{Na}_2\text{SO}_4$ , filtered and concentrated. The residue was purified by column chromatography ( $\text{SiO}_2$ ) to afford compound **2A-3** (24.0 g, crude).  $^1\text{H}$  NMR ( $\text{CHLOROFORM-}d$ , 400MHz)  $\delta$  7.31 (dd,  $J$  = 2.2, 6.6 Hz, 1H), 7.27 - 7.21 (m, 1H), 6.87 (t,  $J$  = 9.2 Hz, 1H), 2.62 (q,  $J$  = 7.5 Hz, 2H), 1.20 (t,  $J$  = 7.6 Hz, 3H).

**Step 3: 5-bromo-3-ethyl-2-fluorobenzaldehyde (2A-4)**

**[00261]** To a solution of compound **2A-3** (24.0 g, 82.7 mmol) in THF (500 mL) was added LDA (2 M, 49.6 mL) at -78°C. The mixture was stirred at -78°C for 1 h. Then dimethyl formamide (7.8 g, 107.5 mmol, 8.3 mL) was added and stirred for 1 h at -78°C. The reaction mixture was quenched by addition of  $\text{NH}_4\text{Cl}$  (100 mL) and the resulting mixture was extracted with ethyl acetate (200 mL  $\times$  3). The combined organic layers were washed with brine (100 mL  $\times$  3), dried over  $\text{Na}_2\text{SO}_4$ , filtered and concentrated under reduced pressure to give a residue. The residue was purified by column chromatography ( $\text{SiO}_2$ ) to afford compound **2A-4** (13.0 g, crude).  $^1\text{H}$  NMR ( $\text{CDCl}_3$ , 400MHz)  $\delta$  10.30 (s, 1H), 7.81 (dd,  $J$  = 2.6, 5.7 Hz, 1H), 7.58 (dd,  $J$  = 2.6, 6.4 Hz, 1H), 2.73 (q,  $J$  = 7.6 Hz, 2H), 1.30 - 1.25 (m, 3H).

**Step 4: 6-bromo-8-ethylquinazolin-2-amine (2A-5)**

**[00262]** To a solution of carbonic acid-guanidine (3.5 g, 19.4 mmol) and DIEA (5.0 g, 38.9 mmol, 6.8 mL) in DMA (20 mL) was added a solution of compound **2A-4** (3.0 g, 12.98 mmol) in DMA (5 mL). The mixture was stirred at 160°C for 1 h, poured into ice water (30 mL) and extracted with ethyl acetate (40 mL  $\times$  3). The combined organic layers were washed with brine (30 mL  $\times$  3), dried over  $\text{Na}_2\text{SO}_4$ , filtered and concentrated under reduced pressure to give a residue. The residue was purified by column chromatography ( $\text{SiO}_2$ ) to afford compound **2A-5** (1.2 g, crude).  $^1\text{H}$  NMR ( $\text{DMSO-}d_6$ , 400MHz)  $\delta$  9.03 (s, 1H), 7.85 (d,  $J$  = 2.4 Hz, 1H), 7.60 (d,  $J$  = 2.4 Hz, 1H), 6.94 (s, 2H), 2.98 - 2.88 (m, 2H), 1.22 - 1.17 (m, 3H).

**Step 5: 6-bromo-8-ethyl-2-iodoquinazoline (2A-6)**

**[00263]** To a mixture of compound **2A-5** (1.2 g, 4.76 mmol) and  $\text{CH}_2\text{I}_2$  (6.3 g, 23.8 mmol, 1.92 mL) in tetrahydrofuran (24.0 mL) were added CuI (906 mg, 4.7 mmol) and isoamyl nitrite (1.6 g, 14.3 mmol, 2.0 mL). After the mixture was stirred at 80°C for 2 h under  $\text{N}_2$ ,  $\text{NH}_3 \cdot \text{H}_2\text{O}$  (30 mL) was added. The resulting mixture was extracted with ethyl acetate (50 mL  $\times$  3) and the combined organic layers were washed with brine (50 mL  $\times$  3), dried over  $\text{Na}_2\text{SO}_4$ , filtered and concentrated. The residue was purified by column chromatography ( $\text{SiO}_2$ ) to afford compound **2A-6** (400 mg, crude).



**Step 6: tert-butyl ((1r,4r)-4-((6-bromo-8-ethylquinazolin-2-yl)amino)cyclohexyl)carbamate (2A-7)**

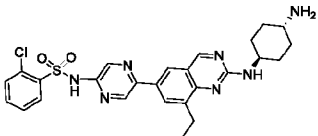
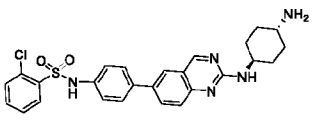
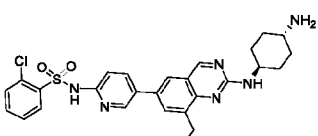
[00264] To a mixture of compound **2A-6** (350 mg, 964.2  $\mu\text{mol}$ ) and DIEA (373 mg, 2.8 mmol, 505.2  $\mu\text{L}$ ) in isopropanol (10 mL) was added tert-butyl ((1r,4r)-4-aminocyclohexyl)carbamate (413 mg, 1.9 mmol). The mixture was stirred at 80°C for 12 h, cooled to rt and concentrated. The residue was purified by prep-TLC ( $\text{SiO}_2$ ) to afford compound **2A-7** (350 mg, crude).

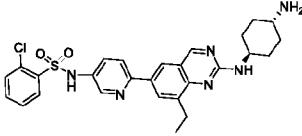
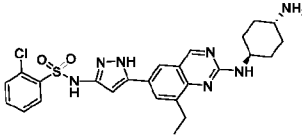
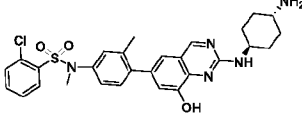
**Step 7: tert-butyl ((1r,4r)-4-((8-ethyl-6-(4,4,5,5-tetramethyl-1,3,2-dioxaborolan-2-yl)quinazolin-2-yl)amino)cyclohexyl)carbamate (2A)**

[00265] To a mixture of compound **2A-7** (150 mg, 333.7  $\mu\text{mol}$ ) and KOAc (98 mg, 1.0 mmol) in dioxane (2 mL) were added 4,4,5,5-tetramethyl-2-(4,4,5,5-tetramethyl-1,3,2-dioxaborolan-2-yl)-1,3,2-dioxaborolane (101 mg, 400.5  $\mu\text{mol}$ ) and  $\text{Pd}(\text{dppf})\text{Cl}_2$  (24 mg, 33.3  $\mu\text{mol}$ ). The mixture was stirred at 90°C for 12 h under  $\text{N}_2$ , cooled to rt and concentrated. The residue was purified by prep-TLC ( $\text{SiO}_2$ ) to afford compound **2A** (100 mg, crude).

[00266] Exemplary compounds were synthesized according to procedures described herein. For compounds that do not have a specific synthetic scheme described herein, such compounds can be routinely synthesized by a skilled artisan armed with the guidance presented herein and skill in the art.

Comp ID	Structure	Chemical Name	Mass ( $\text{M}+\text{H}^+$ )	$^1\text{H}$ NMR ( $\text{CD}_3\text{OD}$ , 400 MHz)
23		N-(5-(2-(((1r,4r)-4-aminocyclohexyl)amino)-8-ethylquinazolin-6-yl)-4-methylpyrimidin-2-yl)-2-chlorobenzenesulfonamide	Calc'd for $\text{C}_{27}\text{H}_{31}\text{ClN}_7\text{O}_2\text{S}$ : 552.1;  Found: 552.1	$\delta$ 9.01 (s, 1H), 8.58 (br s, 1H), 8.34 (br d, $J$ = 7.0 Hz, 1H), 8.23 (br s, 1H), 7.61 - 7.46 (m, 5H), 4.05 - 3.89 (m, 1H), 3.26 - 3.13 (m, 1H), 3.07 (q, $J$ = 7.5 Hz, 2H), 2.31 (m, 5H), 2.16 (br d, $J$ = 10.6 Hz, 2H), 1.71 - 1.43 (m, 4H), 1.33 (t, $J$ = 7.5 Hz, 3H)
24		N-(4-(2-(((1r,4r)-4-aminocyclohexyl)amino)-8-ethylquinazolin-6-yl)-2-fluorophenyl)-2-chlorobenzenesulfonamide	Calc'd for $\text{C}_{28}\text{H}_{30}\text{ClF}\text{N}_5\text{O}_2\text{S}$ : 554.2;  Found: 554.1	$\delta$ 9.03 (s, 1H), 8.56 (br s, 1H), 8.03 (dd, $J$ = 1.3, 7.9 Hz, 1H), 7.80 (s, 2H), 7.68 - 7.54 (m, 2H), 7.54 - 7.34 (m, 4H), 4.05 - 3.91 (m, 1H), 3.25 - 3.15 (m, 1H), 3.09 (q, $J$ = 7.4 Hz, 2H), 2.33 (br d, $J$ = 11.5 Hz, 2H), 2.16 (br d, $J$ = 11.7 Hz, 2H), 1.71 - 1.43 (m, 4H), 1.41 - 1.27 (m, 3H)

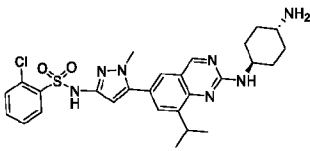
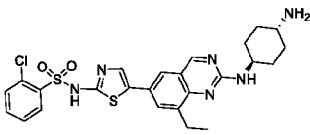
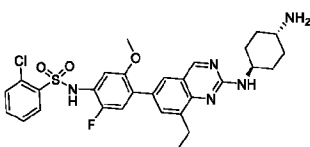
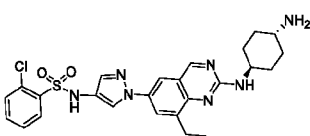
Comp ID	Structure	Chemical Name	Mass (M+H <sup>+</sup> )	<sup>1</sup> H NMR (CD <sub>3</sub> OD, 400 MHz)
25		N-(5-(2-(((1r,4r)-4-aminocyclohexyl)amino)-8-ethylquinazolin-6-yl)pyrazin-2-yl)-2-chlorobenzenesulfonamide	Calc'd for C <sub>26</sub> H <sub>29</sub> ClN <sub>7</sub> O <sub>2</sub> S: 538.2; Found: 538.1	δ 9.03 (s, 1H), 8.58 (br s, 2H), 8.33 - 8.23 (m, 2H), 8.13 (d, <i>J</i> = 1.7 Hz, 1H), 8.08 (d, <i>J</i> = 1.8 Hz, 1H), 7.57 - 7.44 (m, 3H), 4.06 - 3.91 (m, 1H), 3.26 - 3.14 (m, 1H), 3.08 (q, <i>J</i> = 7.4 Hz, 2H), 2.32 (br d, <i>J</i> = 10.5 Hz, 2H), 2.16 (br d, <i>J</i> = 13.0 Hz, 2H), 1.73 - 1.44 (m, 4H), 1.38 - 1.27 (m, 3H)
26		N-(4-(2-(((1r,4r)-4-aminocyclohexyl)amino)quinazolin-6-yl)phenyl)-2-chlorobenzenesulfonamide	M+H <sup>+</sup> = 508.1 (LCMS)	δ 9.06 (s, 1H), 8.41 (br s, 1H), 8.14 - 8.06 (m, 1H), 7.99 - 7.88 (m, 2H), 7.62 - 7.49 (m, 5H), 7.43 (m, 1H), 7.25 (d, <i>J</i> = 8.7 Hz, 2H), 4.02 - 3.89 (m, 1H), 3.21 - 3.10 (m, 1H), 2.23 (br d, <i>J</i> = 12.0 Hz, 2H), 2.12 (br d, <i>J</i> = 11.0 Hz, 2H), 1.67 - 1.55 (m, 2H), 1.53 - 1.41 (m, 2H)
27		N-(5-(2-(((1r,4r)-4-aminocyclohexyl)amino)-8-ethylquinazolin-6-yl)pyridin-2-yl)-2-chlorobenzenesulfonamide	Calc'd for C <sub>27</sub> H <sub>30</sub> ClN <sub>6</sub> O <sub>2</sub> S: 537.2; Found: 537.1	δ 9.03 (s, 1 H), 8.55 (br s, 1 H), 8.40 (d, <i>J</i> = 2.45 Hz, 1 H), 8.05 - 8.15 (m, 3 H), 7.80 (d, <i>J</i> = 8.80 Hz, 1 H), 7.68 (dd, <i>J</i> = 8.56, 2.69 Hz, 1 H), 7.53 - 7.61 (m, 2 H), 7.41 - 7.50 (m, 1 H), 3.92 - 4.03 (m, 1 H), 3.12 - 3.21 (m, 1 H), 3.08 (q, <i>J</i> = 7.34 Hz, 2 H), 2.31 (br d, <i>J</i> = 11.25 Hz, 2 H), 2.14 (br d, <i>J</i> = 11.74 Hz, 2 H), 1.42 - 1.64 (m, 4 H), 1.34 (t, <i>J</i> = 7.58 Hz, 3 H)

Comp ID	Structure	Chemical Name	Mass (M+H <sup>+</sup> )	<sup>1</sup> H NMR (CD <sub>3</sub> OD, 400 MHz)
28		N-(6-(2-(((1r,4r)-4-aminocyclohexyl)amino)-8-ethylquinazolin-6-yl)pyridin-3-yl)-2-chlorobenzenesulfonamide	Calc'd for C <sub>27</sub> H <sub>30</sub> ClN <sub>6</sub> O <sub>2</sub> S: 537.2; Found: 537.2	δ 9.00 (s, 1H), 8.53 (br s, 1H), 8.30 (s, 1H), 8.23 (d, <i>J</i> = 7.7 Hz, 1H), 8.06 (dd, <i>J</i> = 2.0, 8.8 Hz, 1H), 7.76 (s, 2H), 7.55 - 7.44 (m, 3H), 7.29 (d, <i>J</i> = 9.0 Hz, 1H), 4.01 - 3.90 (m, 1H), 3.21 - 3.11 (m, 1H), 3.07 (q, <i>J</i> = 7.4 Hz, 2H), 2.30 (br d, <i>J</i> = 10.8 Hz, 2H), 2.13 (br d, <i>J</i> = 12.1 Hz, 2H), 1.66 - 1.40 (m, 4H), 1.33 (t, <i>J</i> = 7.5 Hz, 3H)
29		N-(5-(2-(((1r,4r)-4-aminocyclohexyl)amino)-8-ethylquinazolin-6-yl)-1H-pyrazol-3-yl)-2-chlorobenzenesulfonamide	Calc'd for C <sub>25</sub> H <sub>29</sub> ClN <sub>7</sub> O <sub>2</sub> S: 526.2; Found: 526.1	δ 8.99 (s, 1H), 8.09 (d, <i>J</i> = 7.3 Hz, 1H), 7.78 (br s, 2H), 7.62 - 7.52 (m, 2H), 7.43 (t, <i>J</i> = 7.2 Hz, 1H), 6.37 (s, 1H), 3.96 (m, 1H), 3.17 (m, 1H), 3.05 (q, <i>J</i> = 7.3 Hz, 2H), 2.30 (br d, <i>J</i> = 11.5 Hz, 2H), 2.14 (br d, <i>J</i> = 11.9 Hz, 2H), 1.65 - 1.54 (m, 2H), 1.53 - 1.43 (m, 2H), 1.33 (t, <i>J</i> = 7.5 Hz, 3H)
30		N-(4-(2-(((1r,4r)-4-aminocyclohexyl)amino)-8-hydroxyquinazolin-6-yl)-3-methylphenyl)-2-chloro-N-methylbenzenesulfonamide	M+H <sup>+</sup> = 552.2	δ 8.99 (s, 1H), 8.51 (s, 1H), 7.92 (d, <i>J</i> = 7.9 Hz, 1H), 7.68 - 7.53 (m, 2H), 7.43 (t, <i>J</i> = 7.0 Hz, 1H), 7.22 - 7.06 (m, 4H), 7.01 (s, 1H), 4.09 (br s, 1H), 3.42 (s, 3H), 3.15 (br t, <i>J</i> = 11.6 Hz, 1H), 2.30 - 2.20 (m, 5H), 2.12 (br d, <i>J</i> = 12.7 Hz, 2H), 1.73 - 1.55 (m, 2H), 1.53 - 1.35 (m, 2H).

Comp ID	Structure	Chemical Name	Mass (M+H <sup>+</sup> )	<sup>1</sup> H NMR (CD <sub>3</sub> OD, 400 MHz)
31		N-(4-(2-(((1r,4r)-4-aminocyclohexyl)amino)-8-ethylquinazolin-6-yl)-3-methylphenyl)-2-chloro-N-methylbenzenesulfonamide	M+H <sup>+</sup> = 564.2	$\delta$ 8.98 (s, 1H), 8.51 (br s, 1H), 7.91 (d, $J$ = 7.9 Hz, 1H), 7.65 - 7.55 (m, 2H), 7.49 - 7.39 (m, 3H), 7.19 - 7.14 (m, 2H), 7.12 - 7.07 (m, 1H), 3.98 (br t, $J$ = 11.0 Hz, 1H), 3.42 (d, $J$ = 1.8 Hz, 3H), 3.17 (br t, $J$ = 11.4 Hz, 1H), 3.06 (q, $J$ = 7.3 Hz, 2H), 2.32 (br d, $J$ = 11.8 Hz, 2H), 2.20 (s, 3H), 2.15 (br d, $J$ = 12.3 Hz, 2H), 1.69 - 1.43 (m, 4H), 1.37 - 1.28 (m, 3H).
32		N-(6-(2-(((1r,4r)-4-aminocyclohexyl)amino)-8-ethylquinazolin-6-yl)pyridazin-3-yl)-2-chlorobenzenesulfonamide	Calc'd for C <sub>26</sub> H <sub>29</sub> ClN <sub>7</sub> O <sub>2</sub> S: 538.2; Found: 538.2	$\delta$ 9.03 (s, 1H), 8.53 (br s, 1H), 8.24 - 8.18 (m, 2H), 8.15 (d, $J$ = 1.8 Hz, 1H), 8.10 (d, $J$ = 2.2 Hz, 1H), 7.95 (d, $J$ = 10.1 Hz, 1H), 7.56 - 7.43 (m, 3H), 4.03 - 3.91 (m, 1H), 3.23 - 3.11 (m, 1H), 3.06 (q, $J$ = 7.5 Hz, 2H), 2.30 (br d, $J$ = 10.1 Hz, 2H), 2.14 (br d, $J$ = 11.8 Hz, 2H), 1.67 - 1.43 (m, 4H), 1.33 (t, $J$ = 7.5 Hz, 3H)
33		N-(2-(2-(((1r,4r)-4-aminocyclohexyl)amino)-8-ethylquinazolin-6-yl)pyrimidin-5-yl)-2-chlorobenzenesulfonamide	Calc'd for C <sub>26</sub> H <sub>29</sub> ClN <sub>7</sub> O <sub>2</sub> S: 538.2; Found: 538.1	$\delta$ 9.06 (s, 1H), 8.61 (s, 2H), 8.55 - 8.43 (m, 3H), 8.20 - 8.12 (m, 1H), 7.66 - 7.54 (m, 2H), 7.54 - 7.45 (m, 1H), 4.06 - 3.95 (m, 1H), 3.24 - 3.14 (m, 1H), 3.09 (q, $J$ = 7.5 Hz, 2H), 2.33 (br d, $J$ = 12.5 Hz, 2H), 2.16 (br d, $J$ = 10.8 Hz, 2H), 1.72 - 1.42 (m, 4H), 1.36 (t, $J$ = 7.5 Hz, 3H)

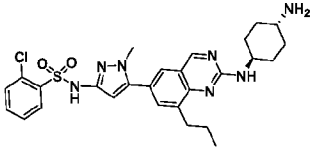
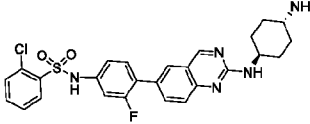
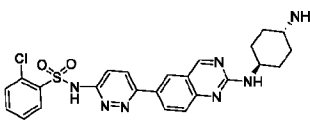
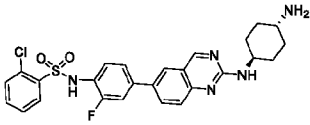
Comp ID	Structure	Chemical Name	Mass (M+H <sup>+</sup> )	<sup>1</sup> H NMR (CD <sub>3</sub> OD, 400 MHz)
34		N-(4-(2-(((1r,4r)-4-aminocyclohexyl)amino)-8-ethylquinazolin-6-yl)-3-ethylphenyl)-2-chlorobenzenesulfonamide	M+H <sup>+</sup> = 564.2	$\delta$ 8.95 (s, 1H), 8.56 (br s, 1H), 8.14 - 8.06 (m, 1H), 7.60 - 7.52 (m, 2H), 7.45 (m, 1H), 7.40 (d, <i>J</i> = 2.9 Hz, 2H), 7.11 (d, <i>J</i> = 1.8 Hz, 1H), 7.08 - 6.99 (m, 2H), 4.03 - 3.85 (m, 1H), 3.16 - 2.97 (m, 3H), 2.51 (q, <i>J</i> = 7.5 Hz, 2H), 2.30 (br d, <i>J</i> = 10.6 Hz, 2H), 2.12 (br d, <i>J</i> = 12.1 Hz, 2H), 1.62 - 1.42 (m, 4H), 1.30 (t, <i>J</i> = 7.5 Hz, 3H), 0.98 (t, <i>J</i> = 7.5 Hz, 3H)
35		N-(4-(2-(((1r,4r)-4-aminocyclohexyl)amino)-8-ethylquinazolin-6-yl)-3-fluorophenyl)-2-chlorobenzenesulfonamide	Calc'd for C <sub>28</sub> H <sub>30</sub> ClF N <sub>5</sub> O <sub>2</sub> S: 554.2; Found: 554.1	$\delta$ 8.97 (br d, <i>J</i> = 3.1 Hz, 1H), 8.55 (br s, 1H), 8.15 (br dd, <i>J</i> = 2.6, 7.5 Hz, 1H), 7.64 (br s, 2H), 7.57 (br d, <i>J</i> = 3.1 Hz, 2H), 7.51 - 7.43 (m, 1H), 7.37 (dt, <i>J</i> = 3.5, 8.6 Hz, 1H), 7.07 - 6.97 (m, 2H), 4.02 - 3.90 (m, 1H), 3.20 - 3.11 (m, 1H), 3.04 (br dd, <i>J</i> = 3.1, 7.3 Hz, 2H), 2.30 (br d, <i>J</i> = 11.2 Hz, 2H), 2.13 (br d, <i>J</i> = 11.2 Hz, 2H), 1.66 - 1.40 (m, 4H), 1.31 (dt, <i>J</i> = 3.6, 7.3 Hz, 3H)
36		N-(4-(2-(((1r,4r)-4-aminocyclohexyl)amino)-8-methoxyquinazolin-6-yl)-3-methylphenyl)-2-chlorobenzenesulfonamide	M+H <sup>+</sup> = 552.1	$\delta$ 8.98 (s, 1H), 8.47 (s, 1H), 8.15 - 8.04 (m, 1H), 7.58 - 7.52 (m, 2H), 7.44 (ddd, <i>J</i> = 2.6, 5.9, 8.1 Hz, 1H), 7.16 (d, <i>J</i> = 1.8 Hz, 1H), 7.12 - 7.03 (m, 4H), 4.05 (br t, <i>J</i> = 11.2 Hz, 1H), 3.95 (s, 3H), 3.14 (ddd, <i>J</i> = 3.9, 7.7, 11.6 Hz, 1H), 2.27 - 2.17 (m, 5H), 2.11 (br d, <i>J</i> = 11.4 Hz, 2H), 1.67 - 1.53 (m, 2H), 1.52 - 1.38 (m, 2H)

Comp ID	Structure	Chemical Name	Mass (M+H <sup>+</sup> )	<sup>1</sup> H NMR (CD <sub>3</sub> OD, 400 MHz)
37		N-(5-(2-(((1r,4r)-4-aminocyclohexyl)amino)-8-ethylquinazolin-6-yl)-6-methoxypyridin-2-yl)-2-chlorobenzenesulfonamide	M+H <sup>+</sup> = 567.2	$\delta$ 8.95 (s, 1 H), 8.54 (br s, 1 H), 8.31 (d, $J$ = 7.72 Hz, 1 H), 7.65 (t, $J$ = 7.50 Hz, 3 H), 7.56 - 7.60 (m, 2 H), 7.48 - 7.54 (m, 1 H), 6.63 (d, $J$ = 7.94 Hz, 1 H), 3.91 - 4.01 (m, 1 H), 3.65 (s, 3 H), 3.10 - 3.21 (m, 1 H), 3.03 (q, $J$ = 7.35 Hz, 2 H), 2.30 (br d, $J$ = 12.13 Hz, 2 H), 2.13 (br d, $J$ = 12.13 Hz, 2 H), 1.44 - 1.65 (m, 4 H), 1.30 (t, $J$ = 7.50 Hz, 3 H)
38		N-(5-(2-(((1r,4r)-4-aminocyclohexyl)amino)-8-ethylquinazolin-6-yl)-4-methylthiazol-2-yl)-2-chlorobenzenesulfonamide	M+H <sup>+</sup> = 557.2	$\delta$ 9.02 (s, 1 H) 8.52 (br s, 1 H) 8.15 (d, $J$ = 7.06 Hz, 1 H) 7.64 (s, 1 H) 7.51 - 7.59 (m, 3 H) 7.43 - 7.49 (m, 1 H) 3.92 - 4.04 (m, 1 H) 3.02 - 3.21 (m, 3 H) 2.30 (s, 5 H) 2.14 (br d, $J$ = 12.13 Hz, 2 H) 1.44 - 1.64 (m, 4 H) 1.33 (t, $J$ = 7.50 Hz, 3 H)
39		N-(5-(2-(((1r,4r)-4-aminocyclohexyl)amino)-8-ethylquinazolin-6-yl)pyrimidin-2-yl)-2-chlorobenzenesulfonamide	M+H <sup>+</sup> = 538.1	$\delta$ 9.02 (br s, 1H), 8.51 (br s, 2H), 8.19 (s, 1H), 8.04 (br s, 1H), 7.78 (br d, $J$ = 6.8 Hz, 2H), 7.36 (br s, 4H), 3.78 (br s, 1H), 3.03 (br s, 1H), 2.94 (q, $J$ = 7.4 Hz, 2H), 2.09 (br s, 2H), 1.99 (br d, $J$ = 10.8 Hz, 2H), 1.52 (br s, 2H), 1.42 - 1.30 (m, 2H), 1.23 (t, $J$ = 7.4 Hz, 3H)

Comp ID	Structure	Chemical Name	Mass (M+H <sup>+</sup> )	<sup>1</sup> H NMR (CD <sub>3</sub> OD, 400 MHz)
40		N-(5-(2-(((1r,4r)-4-aminocyclohexyl)amino)-8-isopropylquinazolin-6-yl)-1-methyl-1H-pyrazol-3-yl)-2-chlorobenzenesulfonamide	M+H <sup>+</sup> = 554.2	$\delta$ 9.01 (s, 1H), 8.53 (br s, 1H), 8.12 - 8.07 (m, 1H), 7.60 (dd, <i>J</i> = 1.8, 10.5 Hz, 2H), 7.57 - 7.54 (m, 1H), 7.52 (d, <i>J</i> = 1.8 Hz, 1H), 7.47 - 7.41 (m, 1H), 6.09 (s, 1H), 4.03 - 3.87 (m, 2H), 3.71 (s, 3H), 3.17 (br t, <i>J</i> = 11.4 Hz, 1H), 2.30 (br d, <i>J</i> = 11.8 Hz, 2H), 2.14 (br d, <i>J</i> = 11.0 Hz, 2H), 1.68 - 1.41 (m, 5H), 1.34 (d, <i>J</i> = 7.0 Hz, 6H)
41		N-(5-(2-(((1r,4r)-4-aminocyclohexyl)amino)-8-ethylquinazolin-6-yl)thiazol-2-yl)-2-chlorobenzenesulfonamide	M+H <sup>+</sup> = 543.1	$\delta$ 8.98 (s, 1H), 8.51 (br s, 1H), 8.17 (d, <i>J</i> = 7.0 Hz, 1H), 7.73 (s, 1H), 7.65 (s, 1H), 7.58 - 7.40 (m, 4H), 4.01 - 3.89 (m, 1H), 3.19 - 2.98 (m, 3H), 2.30 (br d, <i>J</i> = 12.3 Hz, 2H), 2.13 (br d, <i>J</i> = 13.2 Hz, 2H), 1.66 - 1.41 (m, 4H), 1.33 (t, <i>J</i> = 7.5 Hz, 3H)
42		N-(4-(2-(((1r,4r)-4-aminocyclohexyl)amino)-8-ethylquinazolin-6-yl)-2-fluoro-5-methoxyphenyl)-2-chlorobenzenesulfonamide	M+H <sup>+</sup> = 584.2	$\delta$ 8.95 (s, 1 H), 8.55 (br s, 1 H), 8.09 (d, <i>J</i> = 7.28 Hz, 1 H), 7.54 - 7.67 (m, 4 H), 7.41 - 7.47 (m, 1 H), 7.05 - 7.11 (m, 2 H), 3.96 (br t, <i>J</i> = 11.36 Hz, 1 H), 3.70 (s, 3 H), 3.10 - 3.19 (m, 1 H), 3.03 (q, <i>J</i> = 7.72 Hz, 2 H), 2.30 (br d, <i>J</i> = 12.57 Hz, 2 H), 2.13 (br d, <i>J</i> = 11.47 Hz, 2 H), 1.42 - 1.65 (m, 4 H), 1.31 (t, <i>J</i> = 7.39 Hz, 3 H)
43		N-(1-(2-(((1r,4r)-4-aminocyclohexyl)amino)-8-ethylquinazolin-6-yl)-1H-pyrazol-4-yl)-2-chlorobenzenesulfonamide	M+H <sup>+</sup> = 526.0	$\delta$ 9.09 (br s, 1H), 8.40 (br s, 1H), 8.05 (s, 1H), 8.01 - 7.95 (m, 2H), 7.88 (d, <i>J</i> = 2.3 Hz, 1H), 7.65 - 7.47 (m, 2H), 7.44 - 7.34 (m, 2H), 3.77 (br s, 1H), 3.05 - 2.90 (m, 3H), 2.12 - 1.96 (m, 4H), 1.49 - 1.24 (m, 7H)

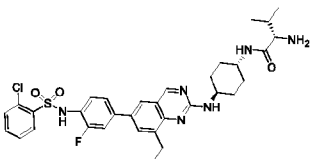
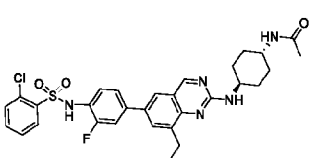
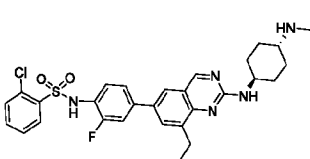
Comp ID	Structure	Chemical Name	Mass (M+H <sup>+</sup> )	<sup>1</sup> H NMR (CD <sub>3</sub> OD, 400 MHz)
44		N-(5-(2-(((1r,4r)-4-aminocyclohexyl)amino)-8-ethylquinazolin-6-yl)isoxazol-3-yl)-2-chlorobenzenesulfonamide	M+H <sup>+</sup> = 527.1	$\delta$ 9.13 (br s, 1H), 8.39 (br s, 1H), 8.06 - 7.90 (m, 2H), 7.79 (d, $J$ = 1.6 Hz, 1H), 7.55 (br s, 1H), 7.46 - 7.40 (m, 1H), 7.39 - 7.29 (m, 2H), 6.53 (s, 1H), 3.80 (br s, 1H), 2.98 (q, $J$ = 7.4 Hz, 3H), 2.17 - 1.94 (m, 4H), 1.53 - 1.32 (m, 4H), 1.31 - 1.22 (m, 3H).
45		N-(5-(2-(((1r,4r)-4-aminocyclohexyl)amino)-8-methoxyquinazolin-6-yl)-1-methyl-1H-pyrazol-3-yl)-2-chlorobenzenesulfonamide	M+H <sup>+</sup> = 542.2	$\delta$ 9.05 (br s, 1H), 8.33 (br s, 2H), 8.02 (d, $J$ = 7.7 Hz, 1H), 7.60 - 7.34 (m, 5H), 7.10 (br s, 1H), 6.02 (s, 1H), 3.89 (br s, 4H), 3.68 (s, 3H), 2.96 (br s, 1H), 1.97 (br s, 4H), 1.49 - 1.26 (m, 4H).
46		N-(5-(2-(((1r,4r)-4-aminocyclohexyl)amino)-8-ethylquinazolin-6-yl)-4-methoxypyrimidin-2-yl)-2-chlorobenzenesulfonamide	M+H <sup>+</sup> = 568.2	$\delta$ 8.98 (s, 1 H), 8.50 (br s, 1 H), 8.33 (d, $J$ = 7.94 Hz, 1 H), 8.14 (s, 1 H), 7.61 - 7.68 (m, 2 H), 7.48 - 7.58 (m, 3 H), 3.91 - 4.02 (m, 1 H), 3.71 (s, 3 H), 3.11 - 3.23 (m, 1 H), 3.04 (q, $J$ = 7.72 Hz, 2 H), 2.31 (br d, $J$ = 11.69 Hz, 2 H), 2.14 (br d, $J$ = 11.47 Hz, 2 H), 1.43 - 1.66 (m, 4 H), 1.31 (t, $J$ = 7.50 Hz, 3 H)

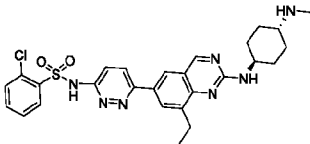
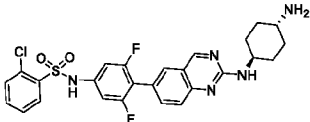
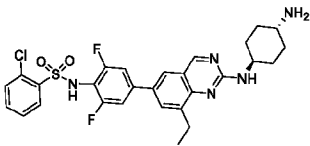


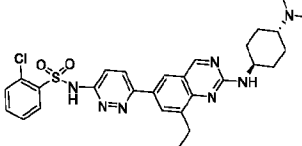
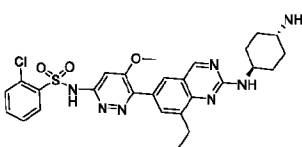
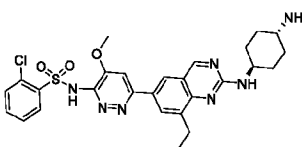
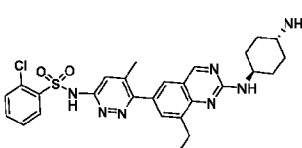
Comp ID	Structure	Chemical Name	Mass (M+H <sup>+</sup> )	<sup>1</sup> H NMR (CD <sub>3</sub> OD, 400 MHz)
47		N-(5-(2-(((1r,4r)-4-aminocyclohexyl)amino)-8-propylquinazolin-6-yl)-1-methyl-1H-pyrazol-3-yl)-2-chlorobenzenesulfonamide	M+H <sup>+</sup> = 554.2	$\delta$ 9.02 (s, 1H), 8.48 (br s, 1H), 8.09 (dd, $J$ = 1.3, 7.9 Hz, 1H), 7.62 (d, $J$ = 2.0 Hz, 1H), 7.61 - 7.54 (m, 2H), 7.52 (d, $J$ = 2.0 Hz, 1H), 7.44 (ddd, $J$ = 1.9, 6.7, 8.1 Hz, 1H), 6.10 (s, 1H), 4.00 - 3.90 (m, 1H), 3.72 (s, 3H), 3.23 - 3.12 (m, 1H), 3.05 - 2.96 (m, 2H), 2.32 (br d, $J$ = 11.7 Hz, 2H), 2.15 (br d, $J$ = 11.2 Hz, 2H), 1.76 (qd, $J$ = 7.4, 15.0 Hz, 2H), 1.67 - 1.41 (m, 4H), 1.01 (t, $J$ = 7.3 Hz, 3H)
48		N-(4-(2-(((1r,4r)-4-aminocyclohexyl)amino)quinazolin-6-yl)-3-fluorophenyl)-2-chlorobenzenesulfonamide	M+H <sup>+</sup> = 526.1	$\delta$ 9.06 (s, 1H), 8.50 (br s, 1H), 8.18 (d, $J$ = 7.6 Hz, 1H), 7.91 - 7.80 (m, 2H), 7.62 - 7.56 (m, 3H), 7.53 - 7.48 (m, 1H), 7.46 - 7.40 (m, 1H), 7.11 - 7.02 (m, 2H), 4.04 - 3.93 (m, 1H), 3.22 - 3.11 (m, 1H), 2.25 (br d, $J$ = 13.0 Hz, 2H), 2.14 (br d, $J$ = 11.9 Hz, 2H), 1.71 - 1.40 (m, 4H)
49		N-(6-(2-(((1r,4r)-4-aminocyclohexyl)amino)quinazolin-6-yl)pyridazin-3-yl)-2-chlorobenzenesulfonamide	M+H <sup>+</sup> = 510.1	$\delta$ 9.13 (s, 1H), 8.42 (br s, 1H), 8.37 - 8.27 (m, 3H), 8.23 (d, $J$ = 6.7 Hz, 1H), 8.07 (d, $J$ = 10.0 Hz, 1H), 7.68 - 7.44 (m, 4H), 4.01 (br t, $J$ = 11.2 Hz, 1H), 3.24 - 3.11 (m, 1H), 2.33 - 2.10 (m, 4H), 1.72 - 1.44 (m, 4H)
50		N-(4-(2-(((1r,4r)-4-aminocyclohexyl)amino)quinazolin-6-yl)-2-fluorophenyl)-2-chlorobenzenesulfonamide	M+H <sup>+</sup> = 526.1	$\delta$ 9.08 (br s, 1H), 8.25 (s, 1H), 8.00 - 7.91 (m, 3H), 7.50 - 7.29 (m, 5H), 7.24 - 7.12 (m, 2H), 3.81 (br d, $J$ = 8.1 Hz, 1H), 3.03 (br d, $J$ = 10.9 Hz, 1H), 2.11 - 1.92 (m, 4H), 1.53 - 1.29 (m, 4H)

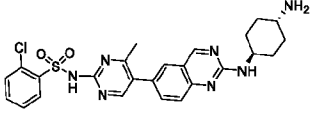
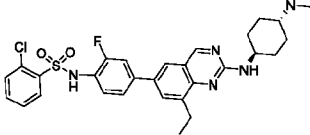
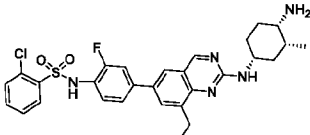
Comp ID	Structure	Chemical Name	Mass (M+H <sup>+</sup> )	<sup>1</sup> H NMR (CD <sub>3</sub> OD, 400 MHz)
51		N-(6-(2-(((1r,4r)-4-aminocyclohexyl)amino)quinazolin-6-yl)-5-fluoropyridin-3-yl)-2-chlorobenzenesulfonamide	M+H <sup>+</sup> = 527.1	δ 9.08 (s, 1H), 8.45 (br s, 1H), 8.29 (s, 1H), 8.24 - 8.15 (m, 3H), 7.64 - 7.55 (m, 3H), 7.54 - 7.45 (m, 2H), 3.98 (br t, J = 11.4 Hz, 1H), 3.21 - 3.09 (m, 1H), 2.24 (br d, J = 11.7 Hz, 2H), 2.13 (br d, J = 11.7 Hz, 2H), 1.71 - 1.41 (m, 4H)
52		N-(6-(2-(((1r,4r)-4-aminocyclohexyl)amino)-8-ethylquinazolin-6-yl)-5-fluoropyridin-3-yl)-2-chlorobenzenesulfonamide	M+H <sup>+</sup> = 555.2	δ 9.02 (s, 1H), 8.51 (br s, 1H), 8.28 (s, 1H), 8.19 (d, J = 7.9 Hz, 1H), 8.05 (br d, J = 7.5 Hz, 2H), 7.64 - 7.56 (m, 2H), 7.54 - 7.42 (m, 2H), 3.99 (br t, J = 11.0 Hz, 1H), 3.18 (br t, J = 11.5 Hz, 1H), 3.08 (q, J = 7.5 Hz, 2H), 2.32 (br d, J = 11.2 Hz, 2H), 2.15 (br d, J = 11.2 Hz, 2H), 1.70 - 1.43 (m, 4H), 1.34 (t, J = 7.4 Hz, 3H).
53		N-(4-(2-(((1r,4r)-4-aminocyclohexyl)amino)quinazolin-6-yl)-2,5-difluorophenyl)-2-chlorobenzenesulfonamide	M+H <sup>+</sup> = 544.1	δ 9.10 (br s, 1 H), 8.17 (br s, 1 H), 7.97 (dd, J = 7.28, 1.98 Hz, 1 H), 7.85 - 7.89 (m, 1 H), 7.80 (br d, J = 8.82 Hz, 1 H), 7.36 - 7.47 (m, 4 H), 7.13 - 7.23 (m, 1 H), 6.98 (br dd, J = 14.33, 7.50 Hz, 1 H), 3.80 (br s, 1 H), 3.03 (br s, 1 H), 1.88 - 2.12 (m, 4 H), 1.22 - 1.57 (m, 4 H)
54		N-(5-(2-(((1r,4r)-4-aminocyclohexyl)amino)quinazolin-6-yl)-3-fluoropyridin-2-yl)-2-chlorobenzenesulfonamide	M+H <sup>+</sup> = 527.1	δ 9.10 (s, 1H), 8.29 (br dd, J = 2.1, 5.6 Hz, 3H), 8.23 (d, J = 1.8 Hz, 1H), 8.02 - 7.91 (m, 2H), 7.63 - 7.57 (m, 2H), 7.57 - 7.51 (m, 1H), 3.99 (br t, J = 11.2 Hz, 1H), 3.21 - 3.09 (m, 1H), 2.25 (br d, J = 12.3 Hz, 2H), 2.14 (br d, J = 12.0 Hz, 2H), 1.71 - 1.41 (m, 4H)

Comp ID	Structure	Chemical Name	Mass (M+H <sup>+</sup> )	<sup>1</sup> H NMR (CD <sub>3</sub> OD, 400 MHz)
55		N-(5-(2-(((1r,4r)-4-aminocyclohexyl)amino)-8-ethylquinazolin-6-yl)-3-fluoropyridin-2-yl)-2-chlorobenzenesulfonamide	M+H <sup>+</sup> = 555.2	$\delta$ 9.00 (s, 1H), 8.49 (br s, 1H), 8.25 (d, $J$ = 8.1 Hz, 1H), 8.16 (s, 1H), 7.85 (br d, $J$ = 11.6 Hz, 1H), 7.76 (br s, 2H), 7.57 - 7.51 (m, 2H), 7.51 - 7.44 (m, 1H), 4.01 - 3.87 (m, 1H), 3.22 - 3.12 (m, 1H), 3.06 (q, $J$ = 7.5 Hz, 2H), 2.30 (br d, $J$ = 11.5 Hz, 2H), 2.14 (br d, $J$ = 12.2 Hz, 2H), 1.72 - 1.41 (m, 4H), 1.32 (t, $J$ = 7.5 Hz, 3H)
56		N-(4-(2-(((1r,4r)-4-aminocyclohexyl)amino)quinazolin-6-yl)-2,3-difluorophenyl)-2-chlorobenzenesulfonamide	M+H <sup>+</sup> = 544.1	$\delta$ 9.06 (s, 1H), 8.42 (br s, 1H), 8.08 - 8.02 (m, 1H), 7.89 (s, 1H), 7.83 (br d, $J$ = 9.0 Hz, 1H), 7.65 - 7.55 (m, 3H), 7.48 - 7.41 (m, 1H), 7.32 - 7.20 (m, 2H), 4.04 - 3.91 (m, 1H), 3.21 - 3.08 (m, 1H), 2.23 (br d, $J$ = 11.2 Hz, 2H), 2.12 (br d, $J$ = 12.3 Hz, 2H), 1.68 - 1.38 (m, 4H)
57		N-(4-(3-(((1r,4r)-4-aminocyclohexyl)amino)isoquinolin-7-yl)-2-fluorophenyl)-2-chlorobenzenesulfonamide	M+H <sup>+</sup> = 525.1	$\delta$ 8.83 (s, 1H), 8.46 (br s, 1H), 8.05 - 7.93 (m, 2H), 7.71 (dd, $J$ = 1.9, 8.7 Hz, 1H), 7.62 - 7.53 (m, 3H), 7.50 - 7.44 (m, 1H), 7.44 - 7.37 (m, 3H), 6.68 (s, 1H), 3.68 (tt, $J$ = 3.8, 11.2 Hz, 1H), 3.16 (tt, $J$ = 3.9, 11.7 Hz, 1H), 2.29 - 2.18 (m, 2H), 2.12 (br d, $J$ = 12.1 Hz, 2H), 1.61 (dq, $J$ = 3.1, 12.6 Hz, 2H), 1.48 - 1.33 (m, 2H)

Comp ID	Structure	Chemical Name	Mass (M+H <sup>+</sup> )	<sup>1</sup> H NMR (CD <sub>3</sub> OD, 400 MHz)
58		(S)-2-amino-N-((1r,4S)-4-((6-(4-((2-chlorophenyl)sulfonamido)-3-fluorophenyl)-8-ethylquinazolin-2-yl)amino)cyclohexyl)-3-methylbutanamide	M+H <sup>+</sup> = 653.2	$\delta$ 8.98 (s, 1H), 8.54 (br s, 1H), 8.02 (dd, $J$ = 1.2, 7.9 Hz, 1H), 7.73 (br d, $J$ = 4.3 Hz, 2H), 7.64 - 7.52 (m, 2H), 7.50 - 7.44 (m, 1H), 7.44 - 7.34 (m, 3H), 3.96 (br s, 1H), 3.80 (br s, 1H), 3.52 (br d, $J$ = 6.0 Hz, 1H), 3.06 (q, $J$ = 7.3 Hz, 2H), 2.24 (br s, 2H), 2.15 (br dd, $J$ = 6.6, 13.2 Hz, 1H), 2.05 (br s, 2H), 1.50 (br d, $J$ = 8.6 Hz, 4H), 1.33 (br t, $J$ = 7.4 Hz, 3H), 1.07 (br dd, $J$ = 4.0, 6.7 Hz, 6H).
59		N-((1r,4r)-4-((6-(4-((2-chlorophenyl)sulfonamido)-3-fluorophenyl)-8-ethylquinazolin-2-yl)amino)cyclohexyl)acetamide	M+H <sup>+</sup> = 596.1	$\delta$ 8.98 (s, 1H), 8.00 (dd, $J$ = 1.5, 7.9 Hz, 1H), 7.75 (s, 2H), 7.63 - 7.52 (m, 2H), 7.50 - 7.44 (m, 1H), 7.43 - 7.36 (m, 3H), 3.98 - 3.88 (m, 1H), 3.68 (br d, $J$ = 15.7 Hz, 1H), 3.06 (q, $J$ = 7.4 Hz, 2H), 2.20 (br d, $J$ = 11.7 Hz, 2H), 1.99 (br d, $J$ = 9.3 Hz, 2H), 1.93 (s, 3H), 1.50 - 1.37 (m, 4H), 1.33 (t, $J$ = 7.5 Hz, 3H).
60		2-chloro-N-(4-(8-ethyl-2-(((1r,4r)-4-((2-chlorophenyl)sulfonamido)-3-fluorophenyl)benzenesulfonamido)quinazolin-6-yl)-2-fluorophenyl)benzenesulfonamide	M+H <sup>+</sup> = 568.2	$\delta$ 9.05 (br s, 1H), 8.25 (br s, 1H), 7.95 (dd, $J$ = 2.0, 7.5 Hz, 1H), 7.80 (d, $J$ = 1.3 Hz, 2H), 7.47 - 7.43 (m, 1H), 7.41 - 7.30 (m, 4H), 7.20 - 7.13 (m, 2H), 3.79 (br s, 1H), 2.98 (q, $J$ = 7.6 Hz, 2H), 2.91 (br s, 1H), 2.55 (s, 3H), 2.09 (br d, $J$ = 9.3 Hz, 4H), 1.46 - 1.33 (m, 4H), 1.28 (t, $J$ = 7.4 Hz, 3H).

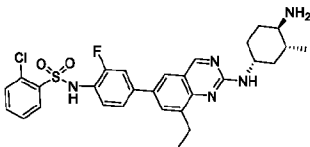
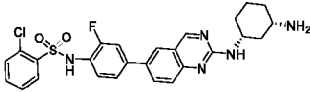
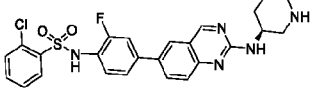
Comp ID	Structure	Chemical Name	Mass (M+H <sup>+</sup> )	<sup>1</sup> H NMR (CD <sub>3</sub> OD, 400 MHz)
61		2-chloro-N-(6-(8-ethyl-2-(((1r,4r)-4-(methylamino)cyclohexyl)amino)quinazolin-6-yl)pyridazin-3-yl)benzenesulfonamide	M+H <sup>+</sup> = 552.2	$\delta$ ppm 9.06 (s, 1H), 8.53 (br s, 1H), 8.58 - 8.47 (m, 1H), 8.29 - 8.13 (m, 4H), 7.99 (d, $J$ = 9.8 Hz, 1H), 7.58 - 7.43 (m, 3H), 4.04 - 3.95 (m, 1H), 3.08 (q, $J$ = 7.4 Hz, 3H), 2.73 (s, 3H), 2.39 - 2.20 (m, 4H), 1.64 - 1.42 (m, 4H), 1.34 (t, $J$ = 7.5 Hz, 3H).
62		N-(4-(2-(((1r,4r)-4-aminocyclohexyl)amino)quinazolin-6-yl)-3,5-difluorophenyl)-2-chlorobenzenesulfonamide	M+H <sup>+</sup> = 544.1	$\delta$ 8.93 (s, 1H), 8.42 (br s, 1H), 8.18 - 8.04 (m, 1H), 7.67 (s, 1H), 7.61 - 7.55 (m, 1H), 7.53 - 7.50 (m, 2H), 7.48 - 7.39 (m, 2H), 6.82 - 6.75 (m, 2H), 3.96 - 3.83 (m, 1H), 3.06 (tt, $J$ = 3.9, 11.6 Hz, 1H), 2.15 (br d, $J$ = 11.0 Hz, 2H), 2.03 (br d, $J$ = 12.2 Hz, 2H), 1.59 - 1.46 (m, 2H), 1.44 - 1.31 (m, 2H).
63		N-(4-(2-(((1r,4r)-4-aminocyclohexyl)amino)-8-ethylquinazolin-6-yl)-2,6-difluorophenyl)-2-chlorobenzenesulfonamide	M+H <sup>+</sup> = 572.2	$\delta$ 9.04 (br s, 1H), 8.43 (br s, 2H), 7.95 (br d, $J$ = 7.8 Hz, 1H), 7.82 (br d, $J$ = 15.6 Hz, 2H), 7.70 - 7.57 (m, 2H), 7.43 (br t, $J$ = 7.4 Hz, 1H), 7.33 (br d, $J$ = 8.9 Hz, 2H), 3.99 (br s, 1H), 3.25 - 3.03 (m, 3H), 2.33 (br d, $J$ = 10.3 Hz, 2H), 2.17 (br d, $J$ = 9.8 Hz, 2H), 1.70 - 1.46 (m, 4H), 1.36 (br t, $J$ = 7.2 Hz, 3H).

Comp ID	Structure	Chemical Name	Mass (M+H <sup>+</sup> )	<sup>1</sup> H NMR (CD <sub>3</sub> OD, 400 MHz)
64		2-chloro-N-(6-(2-(((1r,4r)-4-(dimethylamino)cyclohexyl)amino)-8-ethylquinazolin-6-yl)pyridazin-3-yl)benzenesulfonamide	M+H <sup>+</sup> = 566.2	$\delta$ 9.06 (s, 1H), 8.53 (br s, 1H), 8.30 - 8.21 (m, 2H), 8.20 - 8.11 (m, 2H), 8.02 (d, $J$ = 9.9 Hz, 1H), 7.60 - 7.47 (m, 3H), 4.06 - 3.96 (m, 1H), 3.30 - 3.22 (m, 1H), 3.10 (q, $J$ = 7.5 Hz, 2H), 2.93 - 2.85 (m, 6H), 2.41 (br d, $J$ = 11.0 Hz, 2H), 2.21 (br d, $J$ = 12.2 Hz, 2H), 1.82 - 1.69 (m, 2H), 1.59 - 1.45 (m, 2H), 1.36 (t, $J$ = 7.5 Hz, 3H).
65		N-(6-(2-(((1r,4r)-4-aminocyclohexyl)amino)-8-ethylquinazolin-6-yl)-5-methoxy pyridazin-3-yl)-2-chlorobenzenesulfonamide	M+H <sup>+</sup> = 568.2 (LCMS)	$\delta$ 9.04 (s, 1H), 8.52 (br s, 1H), 8.24 (dd, $J$ = 1.5, 7.7 Hz, 1H), 8.06 (d, $J$ = 2.0 Hz, 1H), 7.98 - 7.91 (m, 1H), 7.61 - 7.45 (m, 3H), 7.34 (s, 1H), 4.05 - 3.95 (m, 4H), 3.19 (br t, $J$ = 11.4 Hz, 1H), 3.07 (q, $J$ = 7.5 Hz, 2H), 2.32 (br d, $J$ = 11.1 Hz, 2H), 2.17 (br d, $J$ = 11.4 Hz, 2H), 1.70 - 1.43 (m, 4H), 1.39 - 1.27 (m, 3H)
66		N-(6-(2-(((1r,4r)-4-aminocyclohexyl)amino)-8-ethylquinazolin-6-yl)-4-methoxy pyridazin-3-yl)-2-chlorobenzenesulfonamide	M+H <sup>+</sup> = 568.2 (LCMS)	$\delta$ 8.96 (s, 1H), 8.35 (br s, 1H), 8.19 - 8.05 (m, 3H), 7.52 - 7.32 (m, 4H), 4.03 - 3.79 (m, 4H), 3.14 - 2.93 (m, 3H), 2.21 (br d, $J$ = 11.0 Hz, 2H), 2.05 (br d, $J$ = 10.6 Hz, 2H), 1.61 - 1.33 (m, 4H), 1.25 (t, $J$ = 7.5 Hz, 3H)
67		N-(6-(2-(((1r,4r)-4-aminocyclohexyl)amino)-8-ethylquinazolin-6-yl)-5-methylpyridazin-3-yl)-2-chlorobenzenesulfonamide	M+H <sup>+</sup> = 552.1 (LCMS)	$\delta$ 9.04 (s, 1H), 8.56 (br s, 1H), 8.22 (br d, $J$ = 7.3 Hz, 1H), 7.75 (s, 1H), 7.68 (br s, 2H), 7.57 - 7.41 (m, 3H), 3.98 (br t, $J$ = 11.0 Hz, 1H), 3.22 - 3.01 (m, 3H), 2.41 - 2.25 (m, 5H), 2.14 (br d, $J$ = 11.5 Hz, 2H), 1.70 - 1.42 (m, 4H), 1.33 (br t, $J$ = 7.5 Hz, 3H)

Comp ID	Structure	Chemical Name	Mass (M+H <sup>+</sup> )	<sup>1</sup> H NMR (CD <sub>3</sub> OD, 400 MHz)
68		N-(5-(2-(((1r,4r)-4-aminocyclohexyl)amino)quinazolin-6-yl)-4-methylpyrimidin-2-yl)-2-chlorobenzenesulfonamide	M+H <sup>+</sup> = 524	$\delta$ = 9.04 (s, 1H), 8.50 (br s, 1H), 8.31 (dd, $J$ = 1.3, 7.7 Hz, 1H), 8.22 (s, 1H), 7.71 - 7.61 (m, 2H), 7.60 - 7.47 (m, 4H), 4.03 - 3.90 (m, 1H), 3.15 (tt, $J$ = 3.9, 11.6 Hz, 1H), 2.29 (s, 3H), 2.23 (br d, $J$ = 11.5 Hz, 2H), 2.12 (br d, $J$ = 12.6 Hz, 2H), 1.66 - 1.40 (m, 4H).
69		2-chloro-N-(4-(2-(((1r,4r)-4-(dimethylamino)cyclohexyl)amino)-8-ethylquinazolin-6-yl)-2-fluorophenyl)benzenesulfonamide	M+H <sup>+</sup> = 582.2 (LCMS)	$\delta$ 9.01 (s, 1H), 8.56 (br s, 1H), 8.03 (d, $J$ = 7.7 Hz, 1H), 7.77 (br s, 2H), 7.66 - 7.54 (m, 2H), 7.51 - 7.34 (m, 4H), 3.98 (br t, $J$ = 11.6 Hz, 1H), 3.22 - 3.02 (m, 3H), 2.82 (s, 6H), 2.39 (br d, $J$ = 12.0 Hz, 2H), 2.18 (br d, $J$ = 12.1 Hz, 2H), 1.78 - 1.63 (m, 2H), 1.57 - 1.41 (m, 2H), 1.34 (t, $J$ = 7.5 Hz, 2H)
70		N-(4-(2-(((1R,3R,4S)-4-amino-3-methylcyclohexyl)amino)-8-ethylquinazolin-6-yl)-2-fluorophenyl)-2-chlorobenzenesulfonamide	M+H <sup>+</sup> = 568.2 (LCMS)	$\delta$ 9.04 (s, 1H), 8.55 (br s, 1H), 8.03 (dd, $J$ = 1.3, 7.9 Hz, 1H), 7.79 (s, 2H), 7.65 - 7.55 (m, 2H), 7.52 - 7.32 (m, 4H), 4.07 (ddd, $J$ = 3.9, 7.6, 11.4 Hz, 1H), 3.46 (br s, 1H), 3.16 - 3.02 (m, 2H), 2.27 - 2.04 (m, 4H), 2.03 - 1.88 (m, 1H), 1.52 - 1.26 (m, 5H), 1.11 (d, $J$ = 6.8 Hz, 3H)

Comp ID	Structure	Chemical Name	Mass (M+H <sup>+</sup> )	<sup>1</sup> H NMR (CD <sub>3</sub> OD, 400 MHz)
71		N-(4-(2-(((1r,4r)-4-aminocyclohexyl)amino)-8-ethylquinazolin-6-yl)-2-fluoro-3-methylphenyl)-2-chlorobenzenesulfonamide	M+H <sup>+</sup> = 568.0 (LCMS)	$\delta$ 8.98 (s, 1H), 8.53 (br s, 1H), 8.03 (dd, $J$ = 1.2, 8.0 Hz, 1H), 7.66 - 7.53 (m, 2H), 7.49 - 7.39 (m, 3H), 7.28 (t, $J$ = 8.2 Hz, 1H), 6.97 (d, $J$ = 8.4 Hz, 1H), 4.04 - 3.91 (m, 1H), 3.23 - 3.12 (m, 1H), 3.06 (q, $J$ = 7.5 Hz, 2H), 2.32 (br d, $J$ = 11.9 Hz, 2H), 2.20 - 2.05 (m, 5H), 1.67 - 1.42 (m, 4H), 1.31 (t, $J$ = 7.4 Hz, 3H).
72		N-(4-(2-(((1R,3S)-3-aminocyclohexyl)amino)-8-ethylquinazolin-6-yl)-2-fluorophenyl)-2-chlorobenzenesulfonamide	M+H <sup>+</sup> = 554.3 (LCMS)	$\delta$ 9.00 (s, 1H), 8.55 (br s, 1H), 8.02 (dd, $J$ = 1.4, 8.0 Hz, 1H), 7.79 - 7.71 (m, 2H), 7.64 - 7.50 (m, 2H), 7.49 - 7.27 (m, 4H), 4.08 (ddd, $J$ = 4.0, 7.7, 11.5 Hz, 1H), 3.23 (ddd, $J$ = 3.9, 8.2, 11.8 Hz, 1H), 3.17 - 2.97 (m, 2H), 2.52 (br d, $J$ = 11.2 Hz, 1H), 2.27 - 1.88 (m, 3H), 1.66 - 1.46 (m, 1H), 1.43 - 1.26 (m, 6H)
73		(S)-2-chloro-N-(4-(8-ethyl-2-(piperidin-3-ylamino)quinazolin-6-yl)-2-fluorophenyl)benzenesulfonamide	M+H <sup>+</sup> = 540.2 (LCMS)	$\delta$ 9.08 (s, 1H), 8.51 (br s, 1H), 8.01 (dd, $J$ = 1.3, 7.9 Hz, 1H), 7.81 (s, 2H), 7.66 - 7.34 (m, 6H), 4.45 - 4.24 (m, 1H), 3.66 (br dd, $J$ = 3.3, 12.1 Hz, 1H), 3.20 - 2.97 (m, 4H), 2.24 - 2.06 (m, 2H), 1.97 - 1.76 (m, 2H), 1.34 (t, $J$ = 7.5 Hz, 3H)



Comp ID	Structure	Chemical Name	Mass (M+H <sup>+</sup> )	<sup>1</sup> H NMR (CD <sub>3</sub> OD, 400 MHz)
74		N-(4-(2-(((1R,3R,4R)-4-amino-3-methylcyclohexyl)amino)-8-ethylquinazolin-6-yl)-2-fluorophenyl)-2-chlorobenzenesulfonamide	M+H <sup>+</sup> = 568.2 (LCMS)	$\delta$ 9.04 (s, 1H), 8.56 (br s, 1H), 8.09 - 7.99 (m, 1H), 7.80 (s, 2H), 7.66 - 7.54 (m, 2H), 7.54 - 7.38 (m, 4H), 4.05 (br t, $J$ = 11.6 Hz, 1H), 3.17 - 3.04 (m, 2H), 2.83 (dt, $J$ = 3.9, 10.9 Hz, 1H), 2.37 - 2.25 (m, 2H), 2.16 (br dd, $J$ = 3.5, 12.3 Hz, 1H), 1.76 (br s, 1H), 1.67 - 1.41 (m, 2H), 1.38 - 1.19 (m, 4H), 1.14 (d, $J$ = 6.5 Hz, 3H).
75		N-(4-(2-(((1R,3S)-3-aminocyclohexyl)amino)quinazolin-6-yl)-2-fluorophenyl)-2-chlorobenzenesulfonamide	M+H <sup>+</sup> = 526.1 (LCMS)	<sup>1</sup> H NMR (400MHz, DMSO- <i>d</i> <sub>6</sub> ) $\delta$ 9.08 (s, 1H), 8.22 (br s, 1H), 7.98 - 7.88 (m, 3H), 7.46 - 7.28 (m, 5H), 7.18 - 7.11 (m, 2H), 3.93 (brs, 1H), 2.27 (br s, 1H), 1.91 (br s, 2H), 1.79 (br d, $J$ = 12.8 Hz, 1H), 1.49 - 1.11 (m, 4H)
76		(S)-2-chloro-N-(2-fluoro-4-(2-(piperidin-3-ylamino)quinazolin-6-yl)phenyl)benzenesulfonamide	M+H <sup>+</sup> = 512.1 (LCMS)	$\delta$ 9.11 (s, 1H), 8.56 (br s, 1H), 8.06 - 7.91 (m, 3H), 7.62 - 7.52 (m, 3H), 7.50 - 7.44 (m, 1H), 7.44 - 7.38 (m, 3H), 4.42 - 4.24 (m, 1H), 3.60 (br dd, $J$ = 3.1, 12.1 Hz, 1H), 3.30 (br s, 1H), 3.04 - 2.94 (m, 2H), 2.24 - 2.01 (m, 2H), 1.95 - 1.67 (m, 2H).

Comp ID	Structure	Chemical Name	Mass (M+H <sup>+</sup> )	<sup>1</sup> H NMR (CD <sub>3</sub> OD, 400 MHz)
77		N-(4-(2-(((1R,3R)-3-aminocyclopentyl)amino)quinazolin-6-yl)-2-fluorophenyl)-2-chlorobenzenesulfonamide	M+H <sup>+</sup> = 512.1 (LCMS)	$\delta$ 9.05 (s, 1H), 8.52 (br s, 1H), 8.00 (dd, $J$ =1.3, 7.9 Hz, 1H), 7.95 - 7.88 (m, 2H), 7.61 - 7.51 (m, 3H), 7.50 - 7.43 (m, 1H), 7.43 - 7.34 (m, 3H), 4.66 - 4.56 (m, 1H), 3.81 (quin, $J$ = 6.9 Hz, 1H), 2.40 - 2.25 (m, 2H), 2.15 (t, $J$ = 6.9 Hz, 2H), 1.84 - 1.66 (m, 2H).
78		N-(4-(2-(((1R,3R)-3-aminocyclopentyl)amino)-8-ethylquinazolin-6-yl)-2-fluorophenyl)-2-chlorobenzenesulfonamide	M+H <sup>+</sup> = 540.1 (LCMS)	$\delta$ 9.00 (s, 1H), 8.48 (br s, 1H), 8.00 (dd, $J$ = 1.3, 7.9 Hz, 1H), 7.75 (s, 2H), 7.61 - 7.51 (m, 2H), 7.49 - 7.34 (m, 4H), 4.60 (quin, $J$ = 6.6 Hz, 1H), 3.80 (quin, $J$ = 7.1 Hz, 1H), 3.08 (q, $J$ = 7.4 Hz, 2H), 2.41 - 2.28 (m, 2H), 2.27 - 2.12 (m, 2H), 1.88 - 1.67 (m, 2H), 1.32 (t, $J$ = 7.5 Hz, 3H)
79		N-(4-(2-(((1R,3S)-3-aminocyclopentyl)amino)-8-ethylquinazolin-6-yl)-2-fluorophenyl)-2-chlorobenzenesulfonamide	M+H <sup>+</sup> = 540.1 (LCMS)	$\delta$ 9.05 (s, 1H), 8.56 (br s, 1H), 8.03 (d, $J$ = 7.9 Hz, 1H), 7.83 - 7.78 (m, 2H), 7.66 - 7.53 (m, 2H), 7.52 - 7.37 (m, 4H), 4.48 (quin, $J$ = 7.0 Hz, 1H), 3.72 (quin, $J$ = 7.2 Hz, 1H), 3.11 (q, $J$ = 7.4 Hz, 2H), 2.85 - 2.71 (m, 1H), 2.33 - 2.14 (m, 2H), 2.01 - 1.81 (m, 2H), 1.76 - 1.64 (m, 1H), 1.39 - 1.31 (m, 3H)

Comp ID	Structure	Chemical Name	Mass (M+H <sup>+</sup> )	<sup>1</sup> H NMR (CD <sub>3</sub> OD, 400 MHz)
80		N-(4-(2-(((1R,3S)-3-aminocyclopentyl)amino)quinazolin-6-yl)-2-fluorophenyl)-2-chlorobenzenesulfonamide	M+H <sup>+</sup> = 512.1 (LCMS)	δ 9.11 (s, 1H), 8.54 (br s, 1H), 8.08 - 7.95 (m, 3H), 7.67 - 7.37 (m, 7H), 4.55 - 4.39 (m, 1H), 3.80 - 3.66 (m, 1H), 2.77 - 2.61 (m, 1H), 2.29 - 2.11 (m, 2H), 2.05 - 1.83 (m, 2H), 1.77 - 1.63 (m, 1H)
81		N-(4-(2-(((4-aminobicyclo[2.2.2]octan-1-yl)amino)quinazolin-6-yl)-2-fluorophenyl)-2-chlorobenzenesulfonamide	M+H <sup>+</sup> = 552.1 (LCMS)	δ 9.02 (s, 1H), 8.44 (br s, 1H), 8.00 (d, J = 7.9 Hz, 1H), 7.93 (br s, 2H), 7.62 - 7.52 (m, 3H), 7.51 - 7.44 (m, 1H), 7.41 (br d, J = 8.2 Hz, 3H), 2.35 - 2.27 (m, 6H), 1.99 - 1.92 (m, 6H)
82		N-(4-(2-(((2r,5r)-5-aminooctahydrotentalen-2-yl)amino)-8-ethylquinazolin-6-yl)-2-fluorophenyl)-2-chlorobenzenesulfonamide	M+H <sup>+</sup> = 580.1 (LCMS)	δ 8.91 (s, 1H), 8.40 (br s, 1H), 7.91 (dd, J = 1.3, 7.9 Hz, 1H), 7.68 (s, 2H), 7.54 - 7.44 (m, 2H), 7.41 - 7.25 (m, 4H), 4.50 - 4.41 (m, 2H), 3.00 (q, J = 7.4 Hz, 2H), 2.68 - 2.55 (m, 2H), 2.36 - 2.22 (m, 2H), 1.97 (br dd, J = 5.9, 12.5 Hz, 2H), 1.66 (td, J = 9.0, 12.5 Hz, 2H), 1.38 - 1.21 (m, 5H)
83		N-(4-(2-(((2r,5r)-5-aminooctahydrotentalen-2-yl)amino)-8-ethylquinazolin-6-yl)-2-fluorophenyl)-2-chlorobenzenesulfonamide	M+H <sup>+</sup> = 580.2 (LCMS)	δ 8.99 (s, 1H), 8.54 (br s, 1H), 8.00 (d, J = 7.9 Hz, 1H), 7.76 (s, 2H), 7.62 - 7.52 (m, 2H), 7.49 - 7.36 (m, 4H), 4.38 - 4.17 (m, 1H), 3.83 - 3.66 (m, 1H), 3.13 - 3.00 (m, 2H), 2.73 (br s, 2H), 2.55 - 2.46 (m, 2H), 1.94 (br dd, J = 6.4, 12.5 Hz, 2H), 1.85 - 1.74 (m, 2H), 1.32 (t, J = 7.5 Hz, 3H), 1.28 - 1.21 (m, 2H)

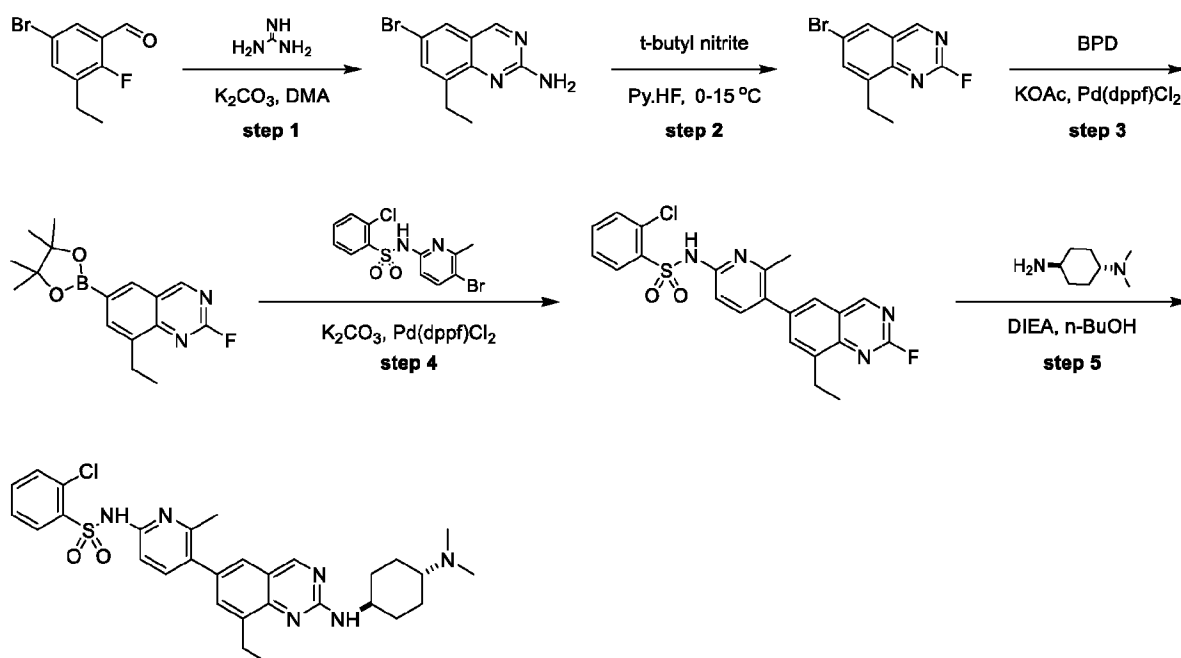
Comp ID	Structure	Chemical Name	Mass (M+H <sup>+</sup> )	<sup>1</sup> H NMR (CD <sub>3</sub> OD, 400 MHz)
84		N-(4-(2-(((2S,5S)-5-amino-octahydro-2H-pyrido[2,1-b]quinazolin-6-yl)amino)-8-ethylquinazolin-6-yl)-2-fluorophenyl)-2-chlorobenzenesulfonamide	M+H <sup>+</sup> = 580.1 (LCMS)	$\delta$ 8.99 (s, 1H), 8.48 (br s, 1H), 8.00 (dd, $J$ = 1.3, 7.9 Hz, 1H), 7.75 (s, 2H), 7.62 - 7.52 (m, 2H), 7.50 - 7.36 (m, 4H), 4.50 - 4.38 (m, 1H), 3.57 - 3.45 (m, 1H), 3.06 (q, $J$ = 7.6 Hz, 2H), 2.67 - 2.57 (m, 2H), 2.52 (br dd, $J$ = 6.4, 12.5 Hz, 2H), 2.44 - 2.33 (m, 2H), 1.59 - 1.39 (m, 4H), 1.32 (t, $J$ = 7.5 Hz, 3H)
85		N-(4-(2-(((2S,5S)-5-amino-octahydro-2H-pyrido[2,1-b]quinazolin-6-yl)amino)quinazolin-6-yl)-2-fluorophenyl)-2-chlorobenzenesulfonamide	M+H <sup>+</sup> = 552.1 (LCMS)	$\delta$ 9.06 (s, 1H), 8.47 (br s, 1H), 8.06 - 7.89 (m, 3H), 7.64 - 7.53 (m, 3H), 7.52 - 7.36 (m, 4H), 4.52 - 4.38 (m, 1H), 3.60 - 3.44 (m, 1H), 2.72 - 2.53 (m, 2H), 2.53 - 2.31 (m, 4H), 1.55 - 1.37 (m, 4H).
86		N-(4-(2-((4-aminobicyclo[2.2.1]heptan-1-yl)amino)quinazolin-6-yl)-2-fluorophenyl)-2-chlorobenzenesulfonamide	M+H <sup>+</sup> = 538.1 (LCMS)	$\delta$ 9.06 (s, 1H), 8.59 - 8.47 (m, 1H), 8.08 - 7.87 (m, 3H), 7.63 - 7.34 (m, 7H), 2.48 - 2.28 (m, 4H), 2.06 - 1.85 (m, 6H)
87		N-(4-(2-((4-aminobicyclo[2.2.2]octan-1-yl)amino)-8-ethylquinazolin-6-yl)-2-fluorophenyl)-2-chlorobenzenesulfonamide	M+H <sup>+</sup> = 580.2 (LCMS)	$\delta$ 8.98 (s, 1H), 8.49 (br s, 1H), 8.02 (dd, $J$ = 1.4, 7.9 Hz, 1H), 7.77 (dd, $J$ = 1.9, 12.2 Hz, 2H), 7.63 - 7.55 (m, 2H), 7.51 - 7.38 (m, 4H), 3.10 (q, $J$ = 7.5 Hz, 2H), 2.42 - 2.32 (m, 6H), 2.04 - 1.94 (m, 6H), 1.36 (t, $J$ = 7.5 Hz, 3H)

Comp ID	Structure	Chemical Name	Mass (M+H <sup>+</sup> )	<sup>1</sup> H NMR (CD <sub>3</sub> OD, 400 MHz)
88		2-chloro-N-(4-(8-ethyl-2-(((1r,4r)-4-(pyrrolidin-1-yl)cyclohexyl)amino)quinazolin-6-yl)-2-fluorophenyl)benzenesulfonamide	M+H <sup>+</sup> = 608.3 (LCMS)	$\delta$ 9.02 (s, 1H), 8.57 (br s, 1H), 8.03 (d, <i>J</i> = 7.9 Hz, 1H), 7.79 (s, 2H), 7.64 - 7.54 (m, 2H), 7.51 - 7.39 (m, 4H), 3.98 (br t, <i>J</i> = 11.4 Hz, 1H), 3.33 - 3.29 (m, 4H), 3.12 - 3.01 (m, 3H), 2.44 - 2.24 (m, 4H), 2.07 (br s, 4H), 1.73 - 1.59 (m, 2H), 1.54 - 1.42 (m, 2H), 1.35 (t, <i>J</i> = 7.5 Hz, 3H)
89		N-(5-(2-(((1r,4r)-4-aminocyclohexyl)amino)quinazolin-6-yl)-1,3,4-thiadiazol-2-yl)-2-chlorobenzenesulfonamide	M+H <sup>+</sup> = 516.1 (LCMS)	$\delta$ 9.13 (br s, 1H), 8.19 (s, 1H), 8.10 (br d, <i>J</i> = 9.3 Hz, 1H), 8.02 (d, <i>J</i> = 2.0 Hz, 1H), 7.96 (dd, <i>J</i> = 1.9, 7.6 Hz, 1H), 7.50 - 7.31 (m, 5H), 3.80 (br d, <i>J</i> = 12.1 Hz, 1H), 2.98 (br s, 1H), 2.05 - 1.90 (m, 4H), 1.48 - 1.27 (m, 4H).
90		N-(4-(2-(((1r,4r)-4-aminocyclohexyl)amino)-7-methylquinazolin-6-yl)-2-fluorophenyl)-2-chlorobenzenesulfonamide	M+H <sup>+</sup> = 540.3 (LCMS)	$\delta$ 8.95 (s, 1H), 8.07 (dd, <i>J</i> = 1.6, 7.8 Hz, 1H), 7.60 - 7.47 (m, 3H), 7.43 - 7.32 (m, 3H), 7.07 - 6.94 (m, 2H), 4.00 - 3.89 (m, 1H), 3.04 - 2.93 (m, 1H), 2.34 (s, 3H), 2.23 - 2.16 (m, 2H), 2.12 - 2.03 (m, 2H), 1.59 - 1.41 (m, 4H)

Comp ID	Structure	Chemical Name	Mass (M+H <sup>+</sup> )	<sup>1</sup> H NMR (CD <sub>3</sub> OD, 400 MHz)
91		2-chloro-N-(5-(2-(((1r,4r)-4-(dimethylamino)cyclohexyl)amino)-8-ethylquinazolin-6-yl)-6-methylpyridin-2-yl)benzenesulfonamide	M+H <sup>+</sup> = 567.1 (LCMS)	$\delta$ 8.99 (s, 1H), 8.40 (br s, 1H), 8.31 - 8.21 (m, 1H), 7.84 (s, 1H), 7.66 - 7.45 (m, 5H), 6.83 (s, 1H), 4.03 - 3.92 (m, 1H), 3.88 (s, 3H), 3.23 - 3.12 (m, 1H), 3.05 (q, $J$ = 7.4 Hz, 2H), 2.31 (br d, $J$ = 12.3 Hz, 2H), 2.14 (br d, $J$ = 12.1 Hz, 2H), 1.68 - 1.42 (m, 4H), 1.31 (t, $J$ = 7.5 Hz, 3H)
92		N-(5-(2-(((1r,4r)-4-aminocyclohexyl)amino)-8-ethylquinazolin-6-yl)-4-methoxypyridin-2-yl)-2-chlorobenzenesulfonamide	M+H <sup>+</sup> = 567.2 (LCMS)	$\delta$ 8.98 (s, 1H), 8.48 (br s, 1H), 8.20 - 8.12 (m, 1H), 8.06 - 7.91 (m, 3H), 7.64 - 7.54 (m, 2H), 7.49 (ddd, $J$ = 2.6, 5.8, 8.0 Hz, 1H), 7.34 (d, $J$ = 2.2 Hz, 1H), 4.02 - 3.92 (m, 1H), 3.84 (s, 3H), 3.24 - 3.12 (m, 1H), 3.05 (q, $J$ = 7.6 Hz, 2H), 2.30 (br d, $J$ = 11.0 Hz, 2H), 2.14 (br d, $J$ = 11.9 Hz, 2H), 1.66 - 1.41 (m, 4H), 1.32 (t, $J$ = 7.4 Hz, 3H)
93		N-(6-(2-(((1r,4r)-4-aminocyclohexyl)amino)-8-ethylquinazolin-6-yl)-5-methoxypyridin-3-yl)-2-chlorobenzenesulfonamide	M+H <sup>+</sup> = 552.2 (LCMS)	$\delta$ 9.00 (s, 1H), 8.50 (br s, 1H), 8.30 (d, $J$ = 7.3 Hz, 1H), 8.15 (s, 1H), 7.68 (s, 2H), 7.59 - 7.47 (m, 3H), 4.03 - 3.92 (m, 1H), 3.22 - 3.12 (m, 1H), 3.06 (q, $J$ = 7.5 Hz, 2H), 2.37 (s, 3H), 2.30 (br d, $J$ = 11.0 Hz, 2H), 2.14 (br d, $J$ = 11.9 Hz, 2H), 1.66 - 1.42 (m, 4H), 1.31 (t, $J$ = 7.5 Hz, 3H)

Comp ID	Structure	Chemical Name	Mass (M+H <sup>+</sup> )	<sup>1</sup> H NMR (CD <sub>3</sub> OD, 400 MHz)
94		N-(5-(2-(((1r,4r)-4-aminocyclohexyl)amino)-8-ethylquinazolin-6-yl)-6-methylpyrazin-2-yl)-2-chlorobenzenesulfonamide	M+H <sup>+</sup> = 582.2 (LCMS)	$\delta$ 9.01 (s, 1H), 8.56 (br s, 1H), 8.03 (d, <i>J</i> = 7.7 Hz, 1H), 7.77 (br s, 2H), 7.66 - 7.54 (m, 2H), 7.51 - 7.34 (m, 4H), 3.98 (br t, <i>J</i> = 11.6 Hz, 1H), 3.22 - 3.02 (m, 3H), 2.82 (s, 6H), 2.39 (br d, <i>J</i> = 12.0 Hz, 2H), 2.18 (br d, <i>J</i> = 12.1 Hz, 2H), 1.78 - 1.63 (m, 2H), 1.57 - 1.41 (m, 2H), 1.34 (t, <i>J</i> = 7.5 Hz, 2H)

**Example 1: Synthesis of 2-chloro-N-(5-(2-(((1r,4r)-4-(dimethylamino)cyclohexyl)amino)-8-ethylquinazolin-6-yl)-6-methylpyridin-2-yl)benzenesulfonamide (91)**



**Step 1:**

**[00267]** To a solution of guanidine (1.7 g, 13.8 mmol, H<sub>2</sub>CO<sub>3</sub>) and K<sub>2</sub>CO<sub>3</sub> (5.7 g, 41.4 mmol) in DMA (60.0 mL) was dropwise added 5-bromo-3-ethyl-2-fluorobenzaldehyde (3.0 g, 13.8 mmol) in DMA (9.0 mL). The mixture was stirred at 160°C for 1 h. The reaction mixture was concentrated under reduced pressure to give a residue. The residue was purified by column chromatography (SiO<sub>2</sub>, Petroleum ether / Ethyl acetate = 50/1 to 10/1) to give 6-bromo-8-ethylquinazolin-2-amine (1.4 g, 3.4 mmol, 24.7% yield). M+H<sup>+</sup> = 257.8 (LCMS).

**Step 2:**

**[00268]** To a solution of 6-bromo-8-ethylquinazolin-2-amine (10 g, 39.6 mmol) in pyridine (100.0 mL) was added pyridine hydrofluoride (220.0 g, 2.2 mol, 200.0 mL) at -40°C. The mixture was stirred at -40°C for 15 min. Then tert-butyl nitrite (8.2 g, 79.3 mmol, 9.4 mL) was added. The mixture was stirred at 20°C for 12 h. The mixture was poured into ice water and adjusted pH = 7 with sat. NaHCO<sub>3</sub>, extracted with ethyl acetate (500.0 mL × 3). The combined organic layers were washed with brine (200.0 mL × 3), dried over Na<sub>2</sub>SO<sub>4</sub>, filtered and concentrated under reduced pressure to give a residue. The residue was purified by column chromatography (SiO<sub>2</sub>, Petroleum ether / Ethyl acetate = 1/0 to 10/1) to afford 6-bromo-8-ethyl-2-fluoroquinazoline (11.4 g, 43.9 mmol, 55.4% yield). M+H<sup>+</sup> = 257.0 (LCMS); <sup>1</sup>H NMR (400MHz, CHLOROFORM-*d*) δ 9.26 (d, *J* = 2.6 Hz, 1H), 8.00 (d, *J* = 2.2 Hz, 1H), 7.87 (d, *J* = 1.1 Hz, 1H), 3.18 (q, *J* = 7.5 Hz, 2H), 1.37 (t, *J* = 7.5 Hz, 3H).

**Step 3:**

**[00269]** To a solution of 6-bromo-8-ethyl-2-fluoroquinazoline (6.0 g, 23.5 mmol) and KOAc (3.5 g, 35.3 mmol) in dioxane (100.0 mL) were added 4,4,4',4',5,5,5',5'-octamethyl-2,2'-bi(1,3,2-dioxaborolane) (7.2 g, 28.2 mmol) and Pd(dppf)Cl<sub>2</sub> (1.7 g, 2.3 mmol). The mixture was stirred at 90°C for 12 h under N<sub>2</sub>. The mixture was concentrated to get crude residue. The residue was purified by column chromatography (SiO<sub>2</sub>, Petroleum ether / Ethyl acetate = 1/0 to 3/1) to give 8-ethyl-2-fluoro-6-(4,4,5,5-tetramethyl-1,3,2-dioxaborolan-2-yl)quinazoline (7.1 g, 23.5 mmol, 99.9% yield).

**Step 4:**

**[00270]** To a solution of 8-ethyl-2-fluoro-6-(4,4,5,5-tetramethyl-1,3,2-dioxaborolan-2-yl)quinazoline (7.1 g, 23.5 mmol) and K<sub>2</sub>CO<sub>3</sub> (9.7 g, 70.4 mmol) in dioxane (150.0 mL) and H<sub>2</sub>O (15.0 mL) were added N-(5-bromo-6-methylpyridin-2-yl)-2-chlorobenzenesulfonamide (10.2 g, 28.2 mmol) and Pd(dppf)Cl<sub>2</sub> (859 mg, 1.1 mmol). The mixture was stirred at 90°C for 12 h under N<sub>2</sub>. The mixture was concentrated to get a crude residue. The residue was purified by column chromatography (SiO<sub>2</sub>, Petroleum ether / Ethyl acetate = 1/0 to 0/1) to afford 2-chloro-N-(5-(8-ethyl-2-fluoroquinazolin-6-yl)-6-methylpyridin-2-yl)benzenesulfonamide (8.5 g, 15.3 mmol, 65.2% yield). M+H<sup>+</sup> = 457.1 (LCMS)

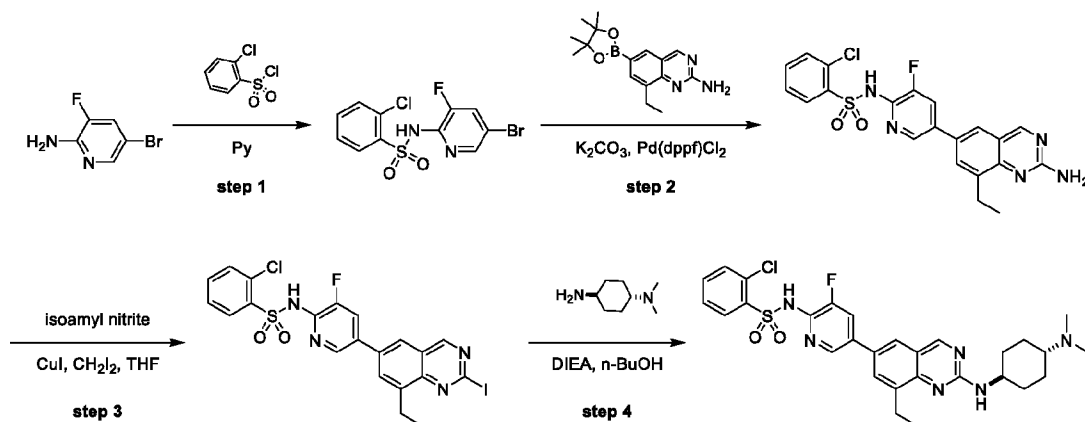
**Step 5:**

**[00271]** To a solution of 2-chloro-N-(5-(8-ethyl-2-fluoroquinazolin-6-yl)-6-methylpyridin-2-yl)benzenesulfonamide (8.5 g, 18.6 mmol) in n-BuOH (60.0 mL) was added (1*r*,4*r*)-N1,N1-dimethylcyclohexane-1,4-diamine (13.3 g, 74.4 mmol, HCl) and DIEA (16.8 g, 130.2 mmol, 22.6 mL). The mixture was stirred at 100°C for 12 h. The mixture was concentrated to get crude residue. The residue was purified by prep-HPLC (FA condition) to afford 2-chloro-N-(5-



(2-(((1*r*,4*r*)-4-(dimethylamino)cyclohexyl)amino)-8-ethylquinazolin-6-yl)-6-methylpyridin-2-yl)benzenesulfonamide (3.6 g, 5.7 mmol, 30.7% yield, formic acid salt (FA)).  $M+H^+$  = 579.2 (LCMS);  $^1H$  NMR (400MHz, METHANOL- $d_4$ )  $\delta$  8.99 (s, 1H), 8.32 (s, 2H), 8.22 (d,  $J$  = 7.5 Hz, 1H), 7.67 (d,  $J$  = 8.9 Hz, 1H), 7.56 - 7.42 (m, 5H), 7.20 (d,  $J$  = 8.9 Hz, 1H), 4.04 - 3.92 (m, 1H), 3.30 - 3.22 (m, 1H), 3.07 (q,  $J$  = 7.4 Hz, 2H), 2.89 (s, 6H), 2.37 (s, 5H), 2.19 (br d,  $J$  = 11.7 Hz, 2H), 1.81 - 1.66 (m, 2H), 1.56 - 1.41 (m, 2H), 1.31 (t,  $J$  = 7.5 Hz, 3H).

**Example 2: Synthesis of 2-chloro-N-(5-(2-(((1*r*,4*r*)-4-(dimethylamino)cyclohexyl)amino)-8-ethylquinazolin-6-yl)-3-fluoropyridin-2-yl)benzenesulfonamide (95)**



**Step 1:**

**[00272]** To a solution of 5-bromo-3-fluoropyridin-2-amine (815 mg, 4.2 mmol) in pyridine (20.0 mL) was added 2-chlorobenzene-1-sulfonyl chloride (1.4 g, 6.4 mmol, 871.5  $\mu$ L). The mixture was stirred at 45°C for 24 h. The mixture was concentrated under reduced pressure to give a residue. The residue was purified by column chromatography ( $SiO_2$ ) to give N-(5-bromo-3-fluoropyridin-2-yl)-2-chlorobenzenesulfonamide (1.2 g, 2.0 mmol, 47.6% yield).  $M+H^+$  = 366.8 (LCMS).

**Step 2:**

**[00273]** To a solution of N-(5-bromo-3-fluoropyridin-2-yl)-2-chlorobenzenesulfonamide (1.2 g, 3.2 mmol) and 8-ethyl-6-(4,4,5,5-tetramethyl-1,3,2-dioxaborolan-2-yl)quinazolin-2-amine (1.2 g, 3.8 mmol) in dioxane (30.0 mL) and  $H_2O$  (3.0 mL) was added  $K_2CO_3$  (1.3 g, 9.6 mmol) and  $Pd(dppf)Cl_2$  (236 mg, 322.7  $\mu$ mol). The mixture was stirred at 90°C for 12 h under  $N_2$ . The reaction mixture was concentrated in reduced pressure to give a residue. The residue was washed with  $H_2O$  (20.0 mL  $\times$  3) and ethyl acetate (20.0 mL  $\times$  3). Then the residue was added MeOH (30.0 mL), THF (30.0 mL) and stirred at 25°C for 12 h. Then the mixture was filtered. The filtrate was concentrated in reduced pressure to give a residue. The residue was purified by column chromatography ( $SiO_2$ ) to give N-(5-(2-amino-8-ethylquinazolin-6-yl)-3-fluoropyridin-2-yl)-2-chlorobenzenesulfonamide (429 mg, crude).  $M+H^+$  = 458.2 (LCMS).

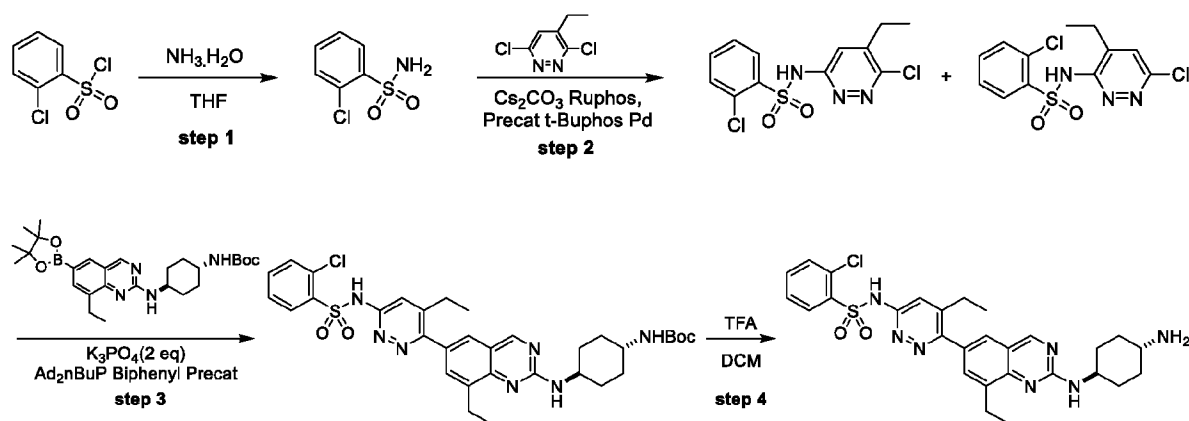
**Step 3:**

**[00274]** To a solution of N-(5-(2-amino-8-ethylquinazolin-6-yl)-3-fluoropyridin-2-yl)-2-chlorobenzenesulfonamide (200 mg, 436.7  $\mu\text{mol}$ ) and CuI (83 mg, 436.7  $\mu\text{mol}$ ) in THF (5.0 mL) was added  $\text{CH}_2\text{I}_2$  (584 mg, 2.1 mmol, 176.1  $\mu\text{L}$ ) and isopentyl nitrite (153 mg, 1.3 mmol, 176.4  $\mu\text{L}$ ). The mixture was stirred at  $80^\circ\text{C}$  for 12 h. The reaction mixture was basified pH to 8-9 with  $\text{NH}_3\cdot\text{H}_2\text{O}$  (25% solution). Then the mixture was added water (20.0 mL) and extracted with ethyl acetate (40.0 mL  $\times$  4). The combined organic phase was washed with brine (10.0 mL  $\times$  3), dried with anhydrous  $\text{Na}_2\text{SO}_4$ , filtered and concentrated in vacuum to get a residue. The residue was purified by prep-HPLC (FA condition) to give 2-chloro-N-(5-(8-ethyl-2-iodoquinazolin-6-yl)-3-fluoropyridin-2-yl)benzenesulfonamide (42 mg, 61.4  $\mu\text{mol}$ , 15.1% yield, FA).  $\text{M}+\text{H}^+ = 569.0$  (LCMS).

**Step 4:**

**[00275]** To a solution of 2-chloro-N-(5-(8-ethyl-2-iodoquinazolin-6-yl)-3-fluoropyridin-2-yl)benzenesulfonamide (37 mg, 65.0  $\mu\text{mol}$ ) and (1*r*,4*r*)-N1,N1-dimethylcyclohexane-1,4-diamine (133 mg, 520.4  $\mu\text{mol}$ , TFA) in n-BuOH (2.0 mL) was basified pH to 8 with DIEA and added DIEA (25 mg, 195.1  $\mu\text{mol}$ , 33.9  $\mu\text{L}$ ). The mixture was taken up into a microwave tube. The sealed tube was heated at  $150^\circ\text{C}$  for 6 h under microwave. The mixture was concentrated under reduced pressure to give a residue. The residue was purified by pre-HPLC (FA condition) to give 2-chloro-N-(5-(2-(((1*r*,4*r*)-4-(dimethylamino)cyclohexyl)amino)-8-ethylquinazolin-6-yl)-3-fluoropyridin-2-yl)benzenesulfonamide (5.2 mg, 7.6  $\mu\text{mol}$ , 11.7% yield, FA).  $\text{M}+\text{H}^+ = 583.2$  (LCMS);  $^1\text{H}$  NMR (400MHz, DMSO -  $d_6$ )  $\delta$  9.03 (br s, 1H), 8.17 (br s, 1H), 8.09 - 7.94 (m, 2H), 7.79 (s, 2H), 7.60 (br d,  $J = 13.0$  Hz, 1H), 7.41 - 7.23 (m, 4H), 3.79 (br s, 1H), 3.03 - 2.86 (m, 3H), 2.61 (s, 6H), 2.16 (br s, 2H), 2.00 (br d,  $J = 10.4$  Hz, 2H), 1.58 - 1.44 (m, 2H), 1.42 - 1.22 (m, 5H).

**Example 3: Synthesis of N-(6-(2-(((1*r*,4*r*)-4-aminocyclohexyl)amino)-8-ethylquinazolin-6-yl)-5-ethylpyridazin-3-yl)-2-chlorobenzenesulfonamide (96)**



**Step 1:**

**[00276]** To a solution of 2-chlorobenzene-1-sulfonyl chloride (2.0 g, 9.5 mmol, 1.3 mL) in THF (20.0 mL) was added  $\text{NH}_3 \cdot \text{H}_2\text{O}$  (3.3 g, 28.4 mmol, 3.7 mL, 25% solution) at 0°C. The mixture was stirred at 0°C for 10 min and then warmed to 20°C for 2 h. The reaction mixture was concentrated to afford 2-chlorobenzenesulfonamide (1.8 g, 9.4 mmol, 99.1% yield).  $^1\text{H}$  NMR (400MHz,  $\text{DMSO-d}_6$ )  $\delta$  7.96 (dd,  $J = 1.4, 7.8$  Hz, 1H), 7.65 - 7.55 (m, 2H), 7.54 - 7.34 (m, 7H).

**Step 2:**

**[00277]** A mixture of 3,6-dichloro-4-ethylpyridazine (500 mg, 2.8 mmol), 2-chlorobenzenesulfonamide (595 mg, 3.1 mmol),  $\text{Cs}_2\text{CO}_3$  (2.7g, 8.5 mmol), dicyclohexyl-[2-(2,6-diisopropoxyphenyl)phenyl]phosphane (132 mg, 282.4  $\mu\text{mol}$ ) and [2-(2-aminoethyl)phenyl]-chloro-palladium;diter-butyl-[2-(2,4,6-triisopropylphenyl)phenyl]phosphane (194 mg, 282.4  $\mu\text{mol}$ ) in THF (30.0 mL) was degassed and purged with  $\text{N}_2$  for 3 times, and then the mixture was stirred at 80°C for 12 h under  $\text{N}_2$  atmosphere. The reaction was concentrated to give a residue. The residue was purified by column chromatography ( $\text{SiO}_2$ ) to give a crude product (280 mg). The crude product was purified by prep-HPLC (TFA condition) to afford 2-chloro-N-(6-chloro-5-ethylpyridazin-3-yl)benzenesulfonamide (20 mg, 54.2  $\mu\text{mol}$ , 1.9% yield).  $^1\text{H}$  NMR (400MHz,  $\text{METHANOL-d}_4$ )  $\delta$  8.20 (d,  $J = 7.7$  Hz, 1H), 7.64 (br s, 1H), 7.57 - 7.53 (m, 2H), 7.52 - 7.46 (m, 1H), 2.71 (q,  $J = 7.5$  Hz, 2H), 1.23 (t,  $J = 7.4$  Hz, 3H); and 2-chloro-N-(6-chloro-4-ethylpyridazin-3-yl)benzenesulfonamide (100 mg, 270.9  $\mu\text{mol}$ , 10.7% yield).  $^1\text{H}$  NMR (400MHz,  $\text{METHANOL-d}_4$ )  $\delta$  8.21 (d,  $J = 7.6$  Hz, 1H), 7.60 - 7.56 (m, 2H), 7.56 - 7.48 (m, 2H), 2.61 (br d,  $J = 6.7$  Hz, 2H), 1.18 (br t,  $J = 7.2$  Hz, 3H).

**Step 3:**

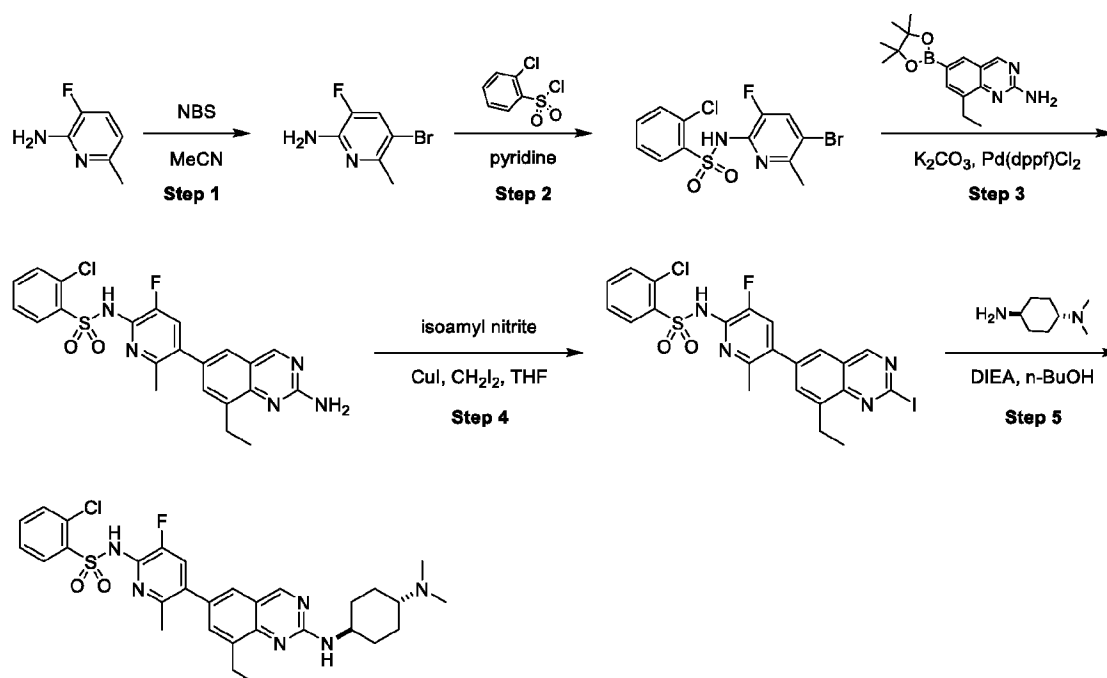
**[00278]** A mixture of 2-chloro-N-(6-chloro-4-ethylpyridazin-3-yl)benzenesulfonamide (54 mg, 161.1  $\mu\text{mol}$ ), tert-butyl ((1r,4r)-4-((8-ethyl-6-(4,4,5,5-tetramethyl-1,3,2-dioxaborolan-2-yl)quinazolin-2-yl)amino)cyclohexyl)carbamate (80 mg, 161.1  $\mu\text{mol}$ ),  $\text{K}_3\text{PO}_4$  (0.5 M, 644.6  $\mu\text{L}$ ) and [2-(2-aminophenyl)phenyl]-chloro-palladium;bis(1-adamantyl)-butyl-phosphane (11 mg, 16.1  $\mu\text{mol}$ ) were degassed and purged with  $\text{N}_2$  for 3 times and taken up into a microwave tube in 2-methyltetrahydrofuran (2.5 mL). The sealed tube was heated at 120°C for 180 min under microwave. The reaction was concentrated to give a residue. The residue was purified by prep-TLC ( $\text{SiO}_2$ ) to give tert-butyl ((1r,4r)-4-((6-(6-((2-chlorophenyl)sulfonamido)-4-ethylpyridazin-3-yl)-8-ethylquinazolin-2-yl)amino)cyclohexyl)carbamate (60 mg, crude).  $\text{M} + \text{H}^+ = 666.3$  (LCMS).

**Step 4:**

**[00279]** To a solution of tert-butyl ((1r,4r)-4-((6-(6-(2-chlorophenyl)sulfonamido)-4-ethylpyridazin-3-yl)-8-ethylquinazolin-2-yl)amino)cyclohexyl)carbamate (60 mg, 90.1  $\mu\text{mol}$ ) in

DCM (2.0 mL) was added TFA (1.0 mL). The mixture was stirred at 20°C for 0.5 h. The reaction was concentrated to give a residue. The residue was dissolved in MeOH (1.0 mL) and basified pH to 7 with  $\text{NH}_3 \cdot \text{H}_2\text{O}$  (25% solution). The residue was purified by prep-HPLC (FA condition) to afford N-(6-(2-(((1*r*,4*r*)-4-aminocyclohexyl)amino)-8-ethylquinazolin-6-yl)-5-ethylpyridazin-3-yl)-2-chlorobenzenesulfonamide (5.1 mg, 7.9  $\mu\text{mol}$ , 8.8% yield, FA).  $M+H^+$  = 566.2 (LCMS);  $^1\text{H}$  NMR (400MHz,  $\text{METHANOL-}d_4$ )  $\delta$  9.08 (br s, 1H), 8.23 (br s, 1H), 8.03 - 7.38 (m, 7H), 3.99 (br s, 1H), 3.23 - 3.01 (m, 3H), 2.67 (br s, 2H), 2.31 (br d,  $J$  = 10.1 Hz, 2H), 2.14 (br d,  $J$  = 11.0 Hz, 2H), 1.66 - 1.44 (m, 4H), 1.33 (br t,  $J$  = 7.4 Hz, 3H), 1.10 (br t,  $J$  = 7.1 Hz, 3H).

**Example 4: Synthesis of 2-chloro-N-(5-(2-(((1*r*,4*r*)-4-(dimethylamino)cyclohexyl)amino)-8-ethylquinazolin-6-yl)-3-fluoro-6-methylpyridin-2-yl)benzenesulfonamide (97)**



**Step 1:**

**[00280]** To a solution of 3-fluoro-6-methylpyridin-2-amine (500 mg, 3.9 mmol) in MeCN (15.0 mL) was added NBS (705 mg, 3.9 mmol) at 0°C. After addition, the resulting mixture was stirred at 25°C for 2 h. The reaction mixture was concentrated under reduced pressure. The residue was purified by column chromatography ( $\text{SiO}_2$ ) to afford 5-bromo-3-fluoro-6-methylpyridin-2-amine (750 mg, 3.1 mmol, 78.4% yield).  $^1\text{H}$  NMR ( $\text{CHLOROFORM-}d$ , 400 MHz):  $\delta$  7.33 (d,  $J$  = 9.5 Hz, 1H), 4.81 - 4.57 (m, 2H), 2.44 (d,  $J$  = 1.1 Hz, 3H).

**Step 2:**

**[00281]** To a mixture of 5-bromo-3-fluoro-6-methylpyridin-2-amine (700 mg, 3.41 mmol), 2-chlorobenzenesulfonyl chloride (720 mg, 3.4 mmol, 464.9  $\mu\text{L}$ ) in pyridine (20.0 mL) was stirred at 45°C for 12 h. The reaction mixture was concentrated under reduced pressure. The residue

was purified by column chromatography (SiO<sub>2</sub>) to afford N-(5-bromo-3-fluoro-6-methylpyridin-2-yl)-2-chlorobenzenesulfonamide (500 mg, 1.1 mmol, 34.7% yield). <sup>1</sup>H NMR (CHLOROFORM-*d*, 400 MHz):  $\delta$  8.27 (d, *J* = 7.9 Hz, 1H), 7.53 - 7.33 (m, 4H), 2.24 (s, 3H).

**Step 3:**

**[00282]** A mixture of N-(5-bromo-3-fluoro-6-methylpyridin-2-yl)-2-chlorobenzenesulfonamide (200 mg, 526.8  $\mu$ mol), 8-ethyl-6-(4,4,5,5-tetramethyl-1,3,2-dioxaborolan-2-yl)quinazolin-2-amine (131 mg, 439.0  $\mu$ mol), K<sub>2</sub>CO<sub>3</sub> (60 mg, 439.0  $\mu$ mol), Pd(dppf)Cl<sub>2</sub> (32 mg, 43.9  $\mu$ mol) in dioxane (3.0 mL) and H<sub>2</sub>O (0.3 mL) was degassed and purged with N<sub>2</sub> for 3 times, and then the mixture was stirred at 90°C for 12 h under N<sub>2</sub> atmosphere. The reaction mixture was concentrated under reduced pressure. The residue was purified by prep-TLC (SiO<sub>2</sub>) to afford N-(5-(2-amino-8-ethylquinazolin-6-yl)-3-fluoro-6-methylpyridin-2-yl)-2-chlorobenzenesulfonamide (116 mg, 196.6  $\mu$ mol, 44.7% yield).

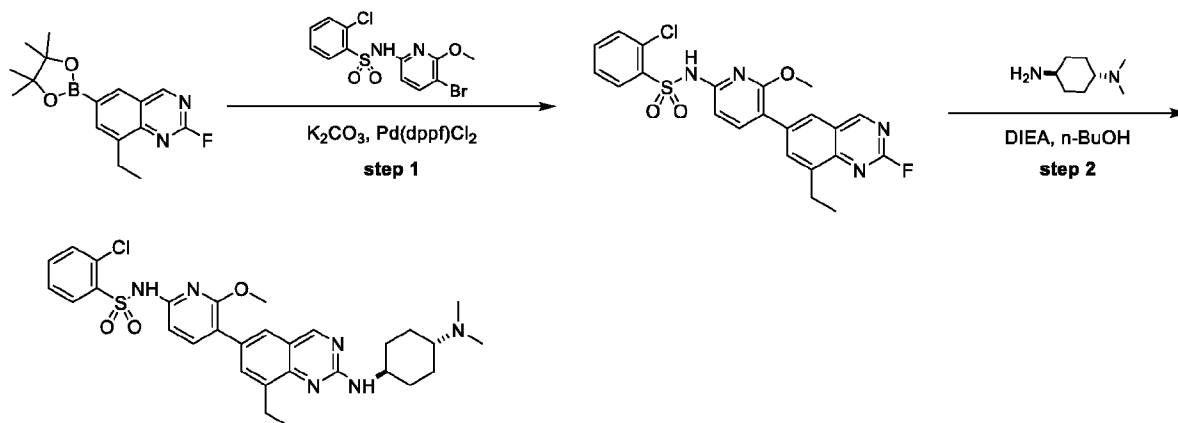
**Step 4:**

**[00283]** To a solution of N-(5-(2-amino-8-ethylquinazolin-6-yl)-3-fluoro-6-methylpyridin-2-yl)-2-chlorobenzenesulfonamide (116 mg, 245.8  $\mu$ mol), CuI (46 mg, 245.8  $\mu$ mol) in THF (5.0 mL) was added CH<sub>2</sub>I<sub>2</sub> (329 mg, 1.2 mmol, 99.1  $\mu$ L) and isoamyl nitrite (86 mg, 737.3  $\mu$ mol, 99.2  $\mu$ L). The mixture was stirred at 80°C for 12 h. The reaction mixture was concentrated under reduced pressure. The residue was purified by prep-TLC (SiO<sub>2</sub>) to afford 2-chloro-N-(5-(8-ethyl-2-iodoquinazolin-6-yl)-3-fluoro-6-methylpyridin-2-yl)benzenesulfonamide (46 mg, 62.5  $\mu$ mol, 25.4% yield).  $M+H^+$  = 582.9 (LCMS).

**Step 5:**

**[00284]** To a solution of 2-chloro-N-(5-(8-ethyl-2-iodoquinazolin-6-yl)-3-fluoro-6-methylpyridin-2-yl)benzenesulfonamide (46 mg, 78.9  $\mu$ mol), (1*r*,4*r*)-N1,N1-dimethylcyclohexane-1,4-diamine (161 mg, 631.4  $\mu$ mol, TFA) in *n*-BuOH (2.0 mL) was adjusted pH to 8-9 with DIEA. Then DIEA (30 mg, 236.7  $\mu$ mol, 41.2  $\mu$ L) was added. The mixture was stirred at 100°C for 12 h. (1*r*,4*r*)-N1,N1-dimethylcyclohexane-1,4-diamine (161 mg) was added. The reaction stirred for another 12 h at 100°C. The reaction mixture was concentrated under reduced pressure. The residue was purified by prep-HPLC (FA condition) to afford 2-chloro-N-(5-(2-(((1*r*,4*r*)-4-(dimethylamino)cyclohexyl)amino)-8-ethylquinazolin-6-yl)-3-fluoro-6-methylpyridin-2-yl)benzenesulfonamide (2.1 mg, 3.1  $\mu$ mol, 4.0% yield, FA).  $M+H^+$  = 597.2 (LCMS); <sup>1</sup>H NMR (METHANOL-*d*<sub>4</sub>, 400MHz)  $\delta$  8.97 (s, 1H), 8.50 (s, 1H), 8.30 (d, *J* = 7.5 Hz, 1H), 7.61 - 7.43 (m, 4H), 7.38 (d, *J* = 10.8 Hz, 1H), 3.96 (br t, *J* = 11.8 Hz, 1H), 3.18 - 3.09 (m, 1H), 3.07 - 3.00 (m, 2H), 2.81 (s, 6H), 2.37 (br d, *J* = 13.2 Hz, 2H), 2.22 - 2.11 (m, 5H), 1.75 - 1.61 (m, 2H), 1.53 - 1.41 (m, 2H), 1.30 (t, *J* = 7.5 Hz, 3H).

**Example 5: Synthesis of 2-chloro-N-(5-(2-(((1*r*,4*r*)-4-(dimethylamino)cyclohexyl)amino)-8-ethylquinazolin-6-yl)-6-methoxypyridin-2-yl)benzenesulfonamide (99)**



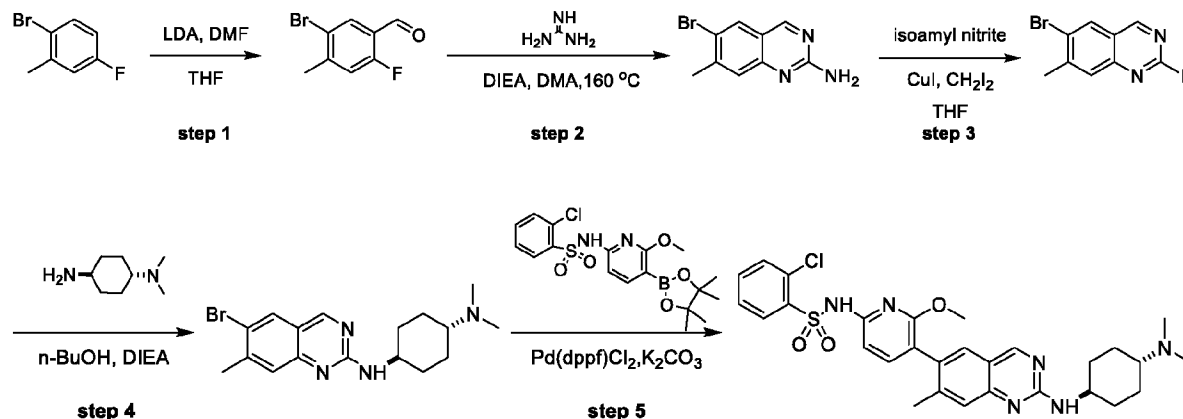
**Step 1:**

**[00285]** A mixture of N-(5-bromo-6-methoxy-2-pyridyl)-2-chloro-benzenesulfonamide (2.5 g, 6.6 mmol), 8-ethyl-2-fluoro-6-(4,4,5,5-tetramethyl-1,3,2-dioxaborolan-2-yl)quinazoline (2.0 g, 6.6 mmol), K<sub>2</sub>CO<sub>3</sub> (2.7 g, 19.8 mmol), Pd(dppf)Cl<sub>2</sub> (484 mg, 661.9 μmol) in H<sub>2</sub>O (2.0 mL) and dioxane (20.0 mL) was degassed and purged with N<sub>2</sub> for 3 times, and then the mixture was stirred at 90°C for 12 h under N<sub>2</sub> atmosphere. The reaction mixture was concentrated under reduced pressure to give a residue. The residue was purified by column chromatography (SiO<sub>2</sub>, Petroleum ether / Ethyl acetate = 10/1 to 0/1) to afford 2-chloro-N-(5-(8-ethyl-2-fluoroquinazolin-6-yl)-6-methoxypyridin-2-yl)benzenesulfonamide (2.0 g, 3.6 mmol, crude). M+H<sup>+</sup> = 473.1 (LCMS)

**Step 2:**

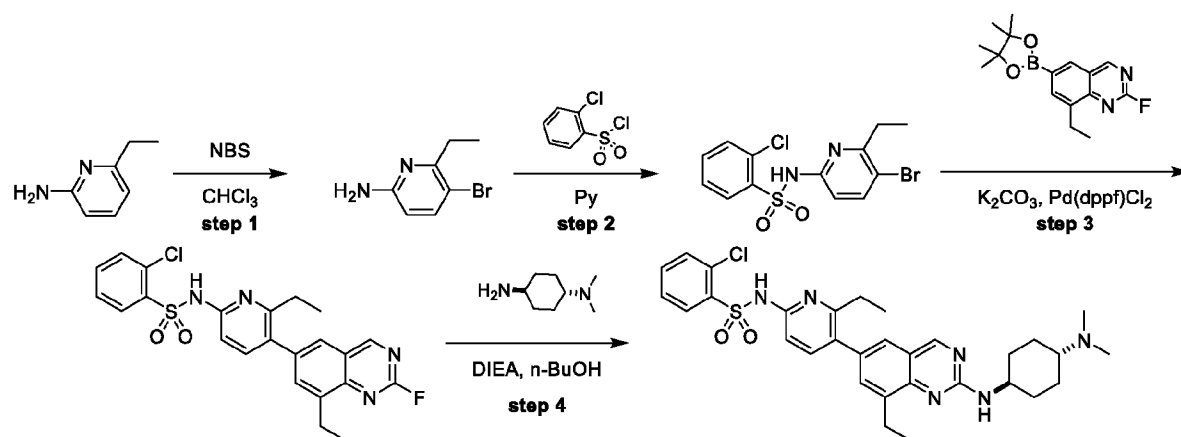
**[00286]** To a solution of 2-chloro-N-(5-(8-ethyl-2-fluoroquinazolin-6-yl)-6-methoxypyridin-2-yl)benzenesulfonamide (1.5 g, 3.1 mmol) in n-BuOH (30.0 mL) was added DIEA (2.9 g, 22.2 mmol, 3.9 mL) and (1*r*,4*r*)-N1,N1-dimethylcyclohexane-1,4-diamine (2.3 g, 12.7 mmol, HCl). The mixture was stirred at 100°C for 24 h. The reaction mixture was concentrated under reduced pressure to give a residue. The residue was purified by prep-HPLC (FA condition) to afford 2-chloro-N-(5-(2-(((1*r*,4*r*)-4-(dimethylamino)cyclohexyl)amino)-8-ethylquinazolin-6-yl)-6-methoxypyridin-2-yl)benzenesulfonamide (1.13 g, 1.6 mmol, 52.1% yield, FA). M+H<sup>+</sup> = 595.2 (LCMS); <sup>1</sup>H NMR (400MHz, METHANOL-*d*<sub>4</sub>) δ 8.96 (s, 1H), 8.41 (br s, 1H), 8.35 - 8.30 (m, 1H), 7.71 - 7.64 (m, 3H), 7.62 - 7.57 (m, 2H), 7.55 - 7.50 (m, 1H), 6.66 (d, *J* = 7.9 Hz, 1H), 3.99 (tt, *J* = 3.9, 11.6 Hz, 1H), 3.68 (s, 3H), 3.31 - 3.24 (m, 1H), 3.05 (q, *J* = 7.4 Hz, 2H), 2.90 (s, 6H), 2.41 (br d, *J* = 11.6 Hz, 2H), 2.20 (br d, *J* = 12.1 Hz, 2H), 1.81 - 1.66 (m, 2H), 1.57 - 1.44 (m, 2H), 1.32 (t, *J* = 7.5 Hz, 3H).

**Example 6: Synthesis of 2-chloro-N-(5-(2-(((1*r*,4*r*)-4-(dimethylamino)cyclohexyl)amino)-7-methylquinazolin-6-yl)-6-methoxypyridin-2-yl)benzenesulfonamide (108)**



[00287] The title compound was synthesized according to the synthetic procedure reported for the preparation of N-(5-(2-(((1*r*,4*r*)-4-aminocyclohexyl)amino)-7-ethylquinazolin-6-yl)-6-methoxypyridin-2-yl)-2-chlorobenzenesulfonamide (7.5 mg, 11.2  $\mu$ mol, 4.5% yield, FA).  $M+H^+$  = 581.2 (LCMS);  $^1H$  NMR (400MHz, METHANOL- $d_4$ )  $\delta$  8.93 (s, 1H), 8.57 (br s, 1H), 8.33 (d,  $J$  = 7.3 Hz, 1H), 7.63 - 7.58 (m, 2H), 7.52 (ddd,  $J$  = 3.1, 5.4, 8.1 Hz, 1H), 7.46 - 7.41 (m, 2H), 7.37 (s, 1H), 6.64 (d,  $J$  = 7.8 Hz, 1H), 4.04 - 3.89 (m, 1H), 3.59 (s, 3H), 3.19 - 3.08 (m, 1H), 2.89 - 2.65 (m, 6H), 2.30 (br d,  $J$  = 12.1 Hz, 2H), 2.23 - 2.09 (m, 5H), 1.79 - 1.62 (m, 2H), 1.57 - 1.39 (m, 2H).

**Example 7: Synthesis of 2-chloro-N-(5-(2-(((1*r*,4*r*)-4-(dimethylamino)cyclohexyl)amino)-8-ethylquinazolin-6-yl)-6-ethylpyridin-2-yl)benzenesulfonamide (117)**



**Step 1:**

[00288] To a solution of 6-ethylpyridin-2-amine (1.8 g, 15.1 mmol) in  $CHCl_3$  (50.0 mL) was added NBS (2.7 g, 15.1 mmol) at 0°C. The mixture was stirred at 25°C for 0.5 h. The reaction mixture was concentrated under reduced pressure. The residue was purified by column chromatography ( $SiO_2$ ) to give 5-bromo-6-ethylpyridin-2-amine (3 g, 14.7 mmol, 97.5% yield).

$M+H^+ = 201.0$  (LCMS);  $^1H$  NMR (400MHz, DMSO- $d_6$ )  $\delta$  7.43 (d,  $J = 8.6$  Hz, 1H), 6.22 (d,  $J = 8.6$  Hz, 1H), 6.03 (s, 2H), 2.62 (q,  $J = 7.6$  Hz, 2H), 1.15 - 1.08 (m, 3H).

**Step 2:**

**[00289]** To a solution of 5-bromo-6-ethylpyridin-2-amine (1.0 g, 5.0 mmol) in pyridine (20.0 mL) was added 2-chlorobenzene-1-sulfonyl chloride (1.3 g, 5.9 mmol, 812.7  $\mu$ L). The mixture was stirred at 45°C for 12 h. The reaction mixture was concentrated under reduced pressure. The residue was purified by column chromatography ( $SiO_2$ ) to give N-(5-bromo-6-ethylpyridin-2-yl)-2-chlorobenzenesulfonamide (1.0 g, 2.3 mmol, 47.5% yield).  $M+H^+ = 375.0$  (LCMS).

**Step 3:**

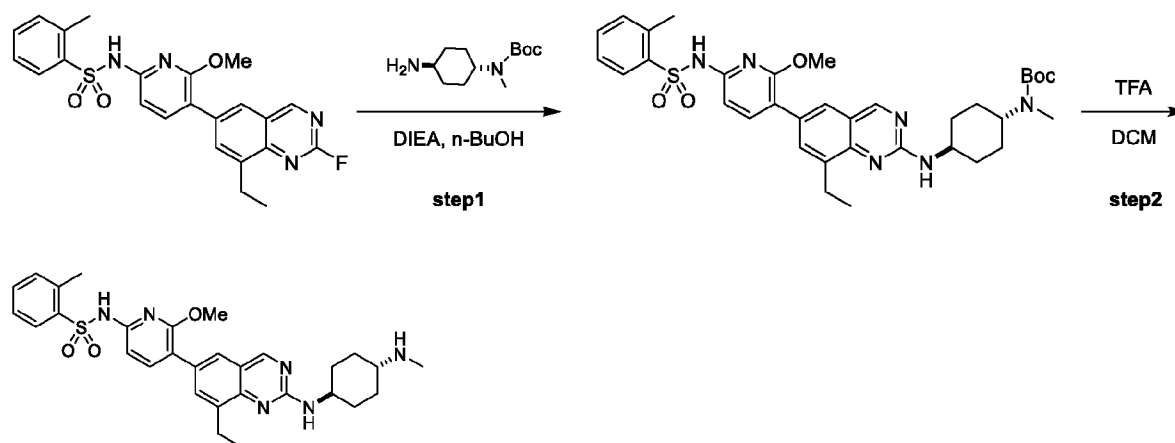
**[00290]** A mixture of N-(5-bromo-6-ethylpyridin-2-yl)-2-chlorobenzenesulfonamide (149 mg, 397.1  $\mu$ mol), 8-ethyl-2-fluoro-6-(4,4,5,5-tetramethyl-1,3,2-dioxaborolan-2-yl)quinazoline (100 mg, 330.9  $\mu$ mol),  $K_2CO_3$  (137.2 mg, 992.9  $\mu$ mol),  $Pd(dppf)Cl_2$  (24 mg, 33.1  $\mu$ mol) in dioxane (4.0 mL) and  $H_2O$  (0.4 mL) was degassed and purged with  $N_2$  for 3 times, and then the mixture was stirred at 90°C for 12 h under  $N_2$  atmosphere. The reaction mixture was concentrated under reduced pressure. The residue was purified by column chromatography ( $SiO_2$ ) to afford 2-chloro-N-(6-ethyl-5-(8-ethyl-2-fluoroquinazolin-6-yl)pyridin-2-yl)benzenesulfonamide (110 mg, 217.2  $\mu$ mol, 65.6% yield).  $M+H^+ = 471.2$  (LCMS).

**Step 4:**

**[00291]** To a solution of 2-chloro-N-(6-ethyl-5-(8-ethyl-2-fluoroquinazolin-6-yl)pyridin-2-yl)benzenesulfonamide (110 mg, 233.6  $\mu$ mol) in n-BuOH (4.0 mL) was added DIEA (242 mg, 1.9 mmol, 325.5  $\mu$ L) and (1r,4r)-N1,N1-dimethylcyclohexane-1,4-diamine (133 mg, 934.3  $\mu$ mol, HCl). The mixture was stirred at 100°C for 12 h. The reaction mixture was concentrated under reduced pressure. The residue was purified by prep-HPLC (FA condition) to afford 2-chloro-N-(5-(2-(((1r,4r)-4-(dimethylamino)cyclohexyl)amino)-8-ethylquinazolin-6-yl)-6-ethylpyridin-2-yl)benzenesulfonamide (27.1 mg, 42.2  $\mu$ mol, 18.1% yield, FA).  $M+H^+ = 593.2$  (LCMS);  $^1H$  NMR (400MHz, METHANOL- $d_4$ )  $\delta$  9.01 (s, 1H), 8.42 (br s, 1H), 8.26 (d,  $J = 7.6$  Hz, 1H), 7.63 (d,  $J = 8.8$  Hz, 1H), 7.56 (d,  $J = 3.9$  Hz, 2H), 7.54 - 7.46 (m, 3H), 7.12 (d,  $J = 8.8$  Hz, 1H), 4.06 - 3.95 (m, 1H), 3.31 - 3.25 (m, 1H), 3.09 (q,  $J = 7.3$  Hz, 2H), 2.91 (s, 6H), 2.66 (q,  $J = 7.5$  Hz, 2H), 2.41 (br d,  $J = 11.6$  Hz, 2H), 2.21 (br d,  $J = 11.5$  Hz, 2H), 1.84 - 1.67 (m, 2H), 1.60 - 1.44 (m, 2H), 1.33 (t,  $J = 7.5$  Hz, 3H), 1.11 (t,  $J = 7.5$  Hz, 3H).



**Example 8: Synthesis of N-(5-(8-ethyl-2-(((1*r*,4*r*)-4-(methylamino)cyclohexyl)amino)quinazolin-6-yl)-6-methoxypyridin-2-yl)-2-methylbenzenesulfonamide (118)**



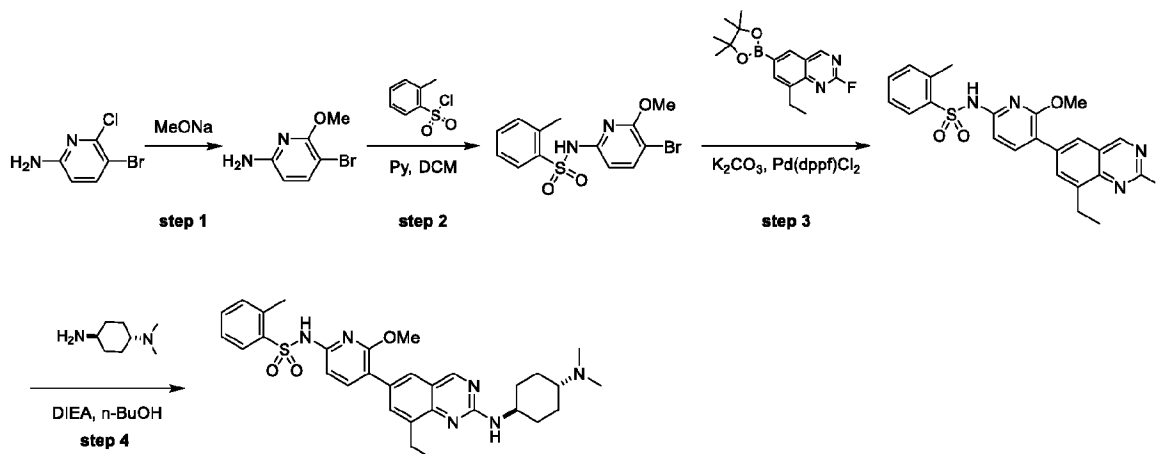
**Step 1:**

**[00292]** To a solution of N-(5-(8-ethyl-2-fluoroquinazolin-6-yl)-6-methoxypyridin-2-yl)-2-methylbenzenesulfonamide (0.4 g, 883.9  $\mu$ mol) in n-BuOH (5.0 mL) was added DIEA (799 mg, 6.1 mmol, 1.0 mL) and (1*r*,4*r*)-N1,N1-dimethylcyclohexane-1,4-diamine (403 mg, 1.7 mmol). The mixture was stirred at 100°C for 12 h. The reaction mixture was concentrated under reduced pressure. The residue was purified by column chromatography (SiO<sub>2</sub>) to afford tert-butyl ((1*r*,4*r*)-4-((8-ethyl-6-(2-methoxy-6-(2-methylphenylsulfonamido)pyridin-3-yl)quinazolin-2-yl)amino)cyclohexyl)(methyl)carbamate (260 mg, 330.5  $\mu$ mol, 37.3% yield).  $M+H^+$  = 661.3 (LCMS).

**Step 2:**

**[00293]** To a solution of tert-butyl ((1*r*,4*r*)-4-((8-ethyl-6-(2-methoxy-6-(2-methylphenylsulfonamido)pyridin-3-yl)quinazolin-2-yl)amino)cyclohexyl)(methyl)carbamate (260 mg, 393.4  $\mu$ mol) in DCM (5.0 mL) was added TFA (2.0 mL). The mixture was stirred at 25°C for 10 min. The reaction mixture was concentrated under reduced pressure. The residue was added dichloromethane (2.0 mL) and NH<sub>3</sub>·H<sub>2</sub>O (25% solution) to pH 7, concentrated under reduced pressure again. The residue was purified by prep-HPLC (FA condition) to afford N-(5-(8-ethyl-2-(((1*r*,4*r*)-4-(methylamino)cyclohexyl)amino)quinazolin-6-yl)-6-methoxypyridin-2-yl)-2-methylbenzenesulfonamide (116.8 mg, 185.5  $\mu$ mol, 47.1% yield, FA).  $M+H^+$  = 561.2 (LCMS); <sup>1</sup>H NMR (400MHz, METHANOL-*d*<sub>4</sub>)  $\delta$  8.93 (s, 1H), 8.49 (br s, 1H), 8.15 (d, *J* = 7.7 Hz, 1H), 7.62 (dd, *J* = 9.0, 11.7 Hz, 3H), 7.52 - 7.45 (m, 1H), 7.39 - 7.32 (m, 2H), 6.64 (d, *J* = 7.9 Hz, 1H), 4.01 - 3.88 (m, 1H), 3.70 (s, 3H), 3.15 - 2.96 (m, 3H), 2.71 (d, *J* = 10.6 Hz, 6H), 2.33 (br d, *J* = 11.9 Hz, 2H), 2.23 (br d, *J* = 12.1 Hz, 2H), 1.66 - 1.38 (m, 4H), 1.29 (t, *J* = 7.4 Hz, 3H).

**Example 9: Synthesis N-(5-(2-(((1*r*,4*r*)-4-(dimethylamino)cyclohexyl)amino)-8-ethylquinazolin-6-yl)-6-methoxypyridin-2-yl)-2-methylbenzenesulfonamide (119)**



**Step 1:**

**[00294]** To a solution of 5-bromo-6-chloro-pyridin-2-amine (500 mg, 2.4 mmol) in NaOMe (7.0 mL, 30% solution) was stirred at 70°C for 12 h. The residue was added water (25.0 mL) and extracted with ethyl acetate (30.0 mL × 3). The combined organic phase was washed with brine (15.0 mL × 2), dried with anhydrous Na<sub>2</sub>SO<sub>4</sub>, filtered and concentrated in vacuum to afford 5-bromo-6-methoxypyridin-2-amine (480 mg, crude).

**Step 2:**

**[00295]** To a solution of 5-bromo-6-methoxypyridin-2-amine (1.0 g, 4.9 mmol) in DCM (20.0 mL) was added 2-methylbenzenesulfonyl chloride (1.1 g, 5.9 mmol, 853.6 μL) and pyridine (1.2 g, 14.8 mmol, 1.2 mL). The mixture was stirred at 45°C for 12 h. The reaction mixture was concentrated under reduced pressure. The residue was purified by column chromatography (SiO<sub>2</sub>, Petroleum ether / Ethyl acetate = 100/1 to 50/1) to afford N-(5-bromo-6-methoxypyridin-2-yl)-2-methylbenzenesulfonamide (1.0 g, 2.5 mmol, 52.2% yield). M+H<sup>+</sup> = 357.0 (LCMS).

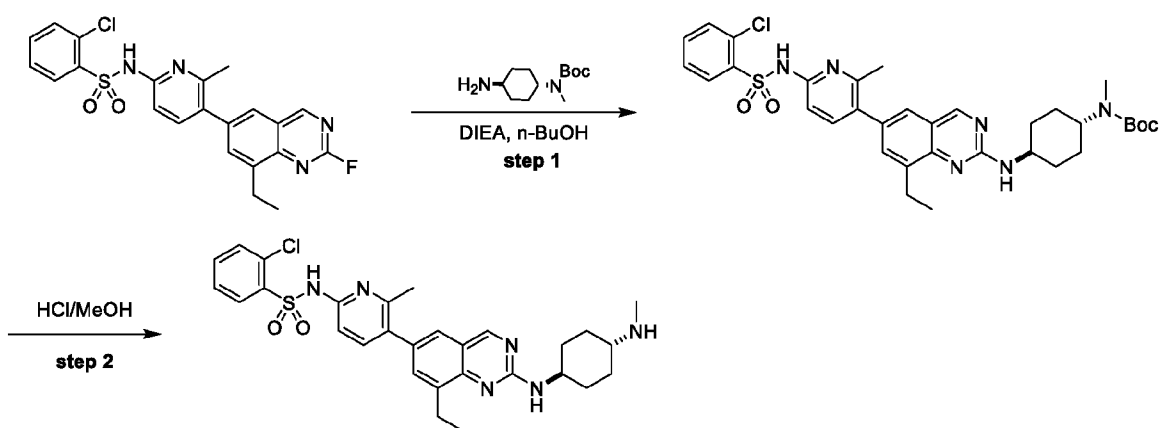
**Step 3:**

**[00296]** A mixture of 8-ethyl-2-fluoro-6-(4,4,5,5-tetramethyl-1,3,2-dioxaborolan-2-yl)quinazoline (0.5 g, 1.6 mmol), N-(5-bromo-6-methoxypyridin-2-yl)-2-methylbenzenesulfonamide (591 mg, 1.6 mmol), K<sub>2</sub>CO<sub>3</sub> (686 mg, 4.9 mmol), Pd(dppf)Cl<sub>2</sub> (121 mg, 165.4 μmol) in H<sub>2</sub>O (1.0 mL) and dioxane (10.0 mL) was degassed and purged with N<sub>2</sub> for 3 times, and then the mixture was stirred at 90°C for 12 h under N<sub>2</sub> atmosphere. The reaction mixture was concentrated under reduced pressure. The residue was purified by column chromatography (SiO<sub>2</sub>, Petroleum ether / Ethyl acetate = 10/1 to 0/1) to afford N-(5-(8-ethyl-2-fluoroquinazolin-6-yl)-6-methoxypyridin-2-yl)-2-methylbenzenesulfonamide (0.6 g, 464.0 μmol, 28.0% yield). M+H<sup>+</sup> = 452.9 (LCMS).

**Step 4:**

**[00297]** To a solution of N-(5-(8-ethyl-2-fluoroquinazolin-6-yl)-6-methoxypyridin-2-yl)-2-methylbenzenesulfonamide (200 mg, 441.9  $\mu\text{mol}$ ) in n-BuOH (5.0 mL) was added DIEA (399 mg, 3.0 mmol, 538.8  $\mu\text{L}$ ) and (1*r*,4*r*)-N1,N1-dimethylcyclohexane-1,4-diamine (315 mg, 1.7 mmol, HCl). The mixture was stirred at 100°C for 12 h. The reaction mixture was concentrated under reduced pressure. The residue was purified by prep-HPLC (FA condition) to give N-(5-(2-(((1*r*,4*r*)-4-(dimethylamino)cyclohexyl)amino)-8-ethylquinazolin-6-yl)-6-methoxypyridin-2-yl)-2-methylbenzenesulfonamide (46.4 mg, 72.3  $\mu\text{mol}$ , 16.3% yield, FA).  $M+H^+ = 575.3$  (LCMS);  $^1\text{H}$  NMR (400MHz, METHANOL- $d_4$ )  $\delta$  8.93 (s, 1H), 8.49 - 8.29 (m, 1H), 8.15 (d,  $J = 7.7$  Hz, 1H), 7.71 - 7.58 (m, 3H), 7.52 - 7.43 (m, 1H), 7.42 - 7.27 (m, 2H), 6.64 (d,  $J = 7.9$  Hz, 1H), 4.02 - 3.90 (m, 1H), 3.70 (s, 3H), 3.28 - 3.20 (m, 1H), 3.07 - 2.96 (m, 2H), 2.88 (s, 6H), 2.69 (s, 3H), 2.39 (br d,  $J = 14.3$  Hz, 2H), 2.18 (br d,  $J = 11.9$  Hz, 2H), 1.81 - 1.63 (m, 2H), 1.55 - 1.39 (m, 2H), 1.29 (t,  $J = 7.5$  Hz, 3H).

**Example 10: Synthesis of 2-chloro-N-(5-(8-ethyl-2-(((1*r*,4*r*)-4-(methylamino)cyclohexyl)amino)quinazolin-6-yl)-6-methylpyridin-2-yl)benzenesulfonamide (122)**



**Step 1:**

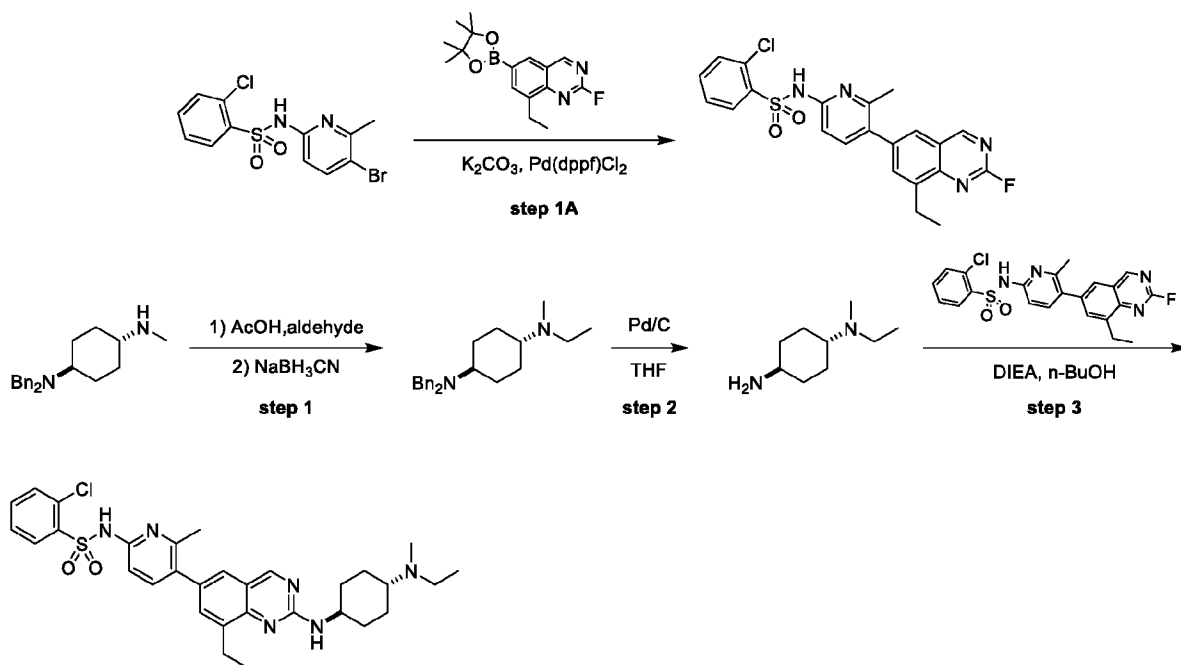
**[00298]** To a solution of 2-chloro-N-(5-(8-ethyl-2-fluoroquinazolin-6-yl)-6-methylpyridin-2-yl)benzenesulfonamide (0.6 g, 1.3 mmol) in n-BuOH (15.0 mL) was added DIEA (509 mg, 3.9 mmol, 686.0  $\mu\text{L}$ ) and tert-butyl ((1*r*,4*r*)-4-aminocyclohexyl)(methyl)carbamate (600 mg, 2.6 mmol). The mixture was stirred at 100°C for 12 h. The reaction was concentrated to give a residue. The residue was purified by flash silica gel chromatography ( $\text{SiO}_2$ ) to afford tert-butyl ((1*r*,4*r*)-4-((6-(6-(2-chlorophenylsulfonamido)-2-methylpyridin-3-yl)-8-ethylquinazolin-2-yl)amino)cyclohexyl)(methyl)carbamate (700 mg, 1.1 mmol, 80.1% yield).

**Step 2:**

**[00299]** The mixture of tert-butyl ((1*r*,4*r*)-4-((6-(6-(2-chlorophenylsulfonamido)-2-methylpyridin-3-yl)-8-ethylquinazolin-2-yl)amino)cyclohexyl)(methyl)carbamate (700 mg, 1.1 mmol) in HCl/MeOH (4M, 15.0 mL) was stirred at 20°C for 0.5 h. The reaction was

concentrated to give a residue. The residue (30 mg) was dissolved in MeOH (2.0 mL), basified pH to 7 with  $\text{NH}_3 \cdot \text{H}_2\text{O}$  (25% solution) and then was purified by prep-HPLC (FA condition) to afford 2-chloro-N-(5-(8-ethyl-2-(((1*r*,4*r*)-4-(methylamino)cyclohexyl)amino)quinazolin-6-yl)-6-methylpyridin-2-yl)benzenesulfonamide (19 mg, 31.2  $\mu\text{mol}$ , FA).  $\text{M}+\text{H}^+ = 565.2$  (LCMS);  $^1\text{H}$  NMR (400MHz,  $\text{METHANOL}-d_4$ )  $\delta$  9.00 (s, 1H), 8.56 (br s, 1H), 8.28 - 8.20 (m, 1H), 7.68 (d,  $J = 8.9$  Hz, 1H), 7.58 - 7.44 (m, 5H), 7.22 (d,  $J = 8.9$  Hz, 1H), 4.06 - 3.93 (m, 1H), 3.17 - 3.00 (m, 3H), 2.74 (s, 3H), 2.39 (m, 5H), 2.26 (br d,  $J = 12.2$  Hz, 2H), 1.67 - 1.42 (m, 4H), 1.33 (t,  $J = 7.5$  Hz, 3H). The residue (500 mg) was dissolved in MeOH (10.0 mL), basified pH to 7 with  $\text{NH}_3 \cdot \text{H}_2\text{O}$  (25% solution) and then was purified by prep-HPLC (FA condition) to afford 2-chloro-N-(5-(8-ethyl-2-(((1*r*,4*r*)-4-(methylamino)cyclohexyl)amino)quinazolin-6-yl)-6-methylpyridin-2-yl)benzenesulfonamide (270 mg, 397.61  $\mu\text{mol}$ , 37.79% yield, FA).

**Example 11: 2-chloro-N-(5-(8-ethyl-2-(((1*r*,4*r*)-4-(ethyl(methyl)amino)cyclohexyl)amino)quinazolin-6-yl)-6-methylpyridin-2-yl)benzenesulfonamide (125)**



**Step 1A:**

**[00300]** A mixture of 8-ethyl-2-fluoro-6-(4,4,5,5-tetramethyl-1,3,2-dioxaborolan-2-yl)quinazoline (2.0 g, 6.6 mmol), N-(5-bromo-6-methylpyridin-2-yl)-2-chlorobenzenesulfonamide (2.8 g, 7.9 mmol),  $\text{K}_2\text{CO}_3$  (2.7 g, 19.86 mmol),  $\text{Pd}(\text{dppf})\text{Cl}_2$  (484 mg, 661.9  $\mu\text{mol}$ ) in dioxane (45.0 mL) and  $\text{H}_2\text{O}$  (4.5 mL) was degassed and purged with  $\text{N}_2$  for 3 times, and then the mixture was stirred at  $90^\circ\text{C}$  for 12 h under  $\text{N}_2$  atmosphere. The reaction mixture was concentrated under reduced pressure. The residue was purified by column chromatography ( $\text{SiO}_2$ ) to afford 2-chloro-N-(5-(8-ethyl-2-fluoroquinazolin-6-yl)-6-

methylpyridin-2-yl)benzene sulfonamide (1.2 g, 1.8 mmol, 27.7% yield).  $M+H^+ = 457.1$  (LCMS).

**Step 1:**

**[00301]** To a solution of (1*r*,4*r*)-N1,N1-dibenzyl-N4-methylcyclohexane-1,4-diamine (447 mg, 1.4 mmol, HCl) in MeOH (15.0 mL) was adjusted pH = 7 by adding TEA (146 mg, 1.4 mmol, 201.7  $\mu$ L) and adjusted pH = 5 by adding CH<sub>3</sub>COOH (87 mg, 1.4 mmol, 82.9  $\mu$ L), and then added acetaldehyde (798 mg, 7.2 mmol, 1.0 mL, 40% in H<sub>2</sub>O), the mixture was stirred at 30°C for 1 h. And then added NaBH<sub>3</sub>CN (455 mg, 7.2 mmol), the mixture was stirred at 30°C for 12 h. The reaction mixture was concentrated under reduced pressure. The residue was diluted with NaHCO<sub>3</sub> (10.0 mL) and extracted with ethyl acetate (5.0 mL  $\times$  3). The combined organic layers were concentrated under reduced pressure to give a residue to give crude (1*r*,4*r*)-N1,N1-dibenzyl-N4-ethyl-N4-methylcyclohexane-1,4-diamine (440 mg, crude).

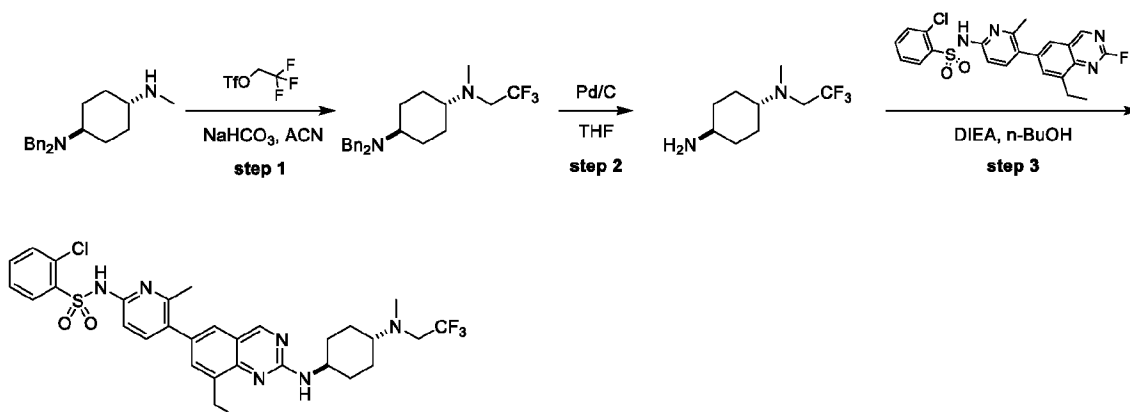
**Step 2:**

**[00302]** To a solution of (1*r*,4*r*)-N1,N1-dibenzyl-N4-ethyl-N4-methylcyclohexane-1,4-diamine (440 mg, 1.3 mmol) in THF (10.0 mL) was added Pd/C (0.4 g, 10% Pd basis) under N<sub>2</sub> atmosphere. The suspension was degassed and purged with H<sub>2</sub> (50 psi) for 3 times. The mixture was stirred at 60°C for 24 h. The reaction mixture was filtrated with methanol (60.0 mL), and the filter liquor concentrated under reduced pressure to afford crude (1*r*,4*r*)-N1-ethyl-N1-methylcyclohexane-1,4-diamine (200 mg, crude).

**Step 3:**

**[00303]** To a solution of (1*r*,4*r*)-N1-ethyl-N1-methylcyclohexane-1,4-diamine (51 mg, 328.2  $\mu$ mol) in *n*-BuOH (2.0 mL) was added DIEA (42 mg, 328.2  $\mu$ mol, 57.1  $\mu$ L) and 2-chloro-N-(5-(8-ethyl-2-fluoroquinazolin-6-yl)-6-methylpyridin-2-yl)benzene sulfonamide (50 mg, 109.4  $\mu$ mol). The mixture was stirred at 100°C for 12 h. The reaction mixture was concentrated under reduced pressure. The residue was purified by prep-HPLC (FA condition) to afford 2-chloro-N-(5-(8-ethyl-2-(((1*r*,4*r*)-4-(ethyl(methyl)amino)cyclohexyl)amino) quinazolin-6-yl)-6-methylpyridin-2-yl)benzenesulfonamide (16.1 mg, 25.2  $\mu$ mol, 23.0% yield, FA).  $M+H^+ = 593.2$  (LCMS); <sup>1</sup>H NMR (400MHz, METHANOL-*d*<sub>4</sub>)  $\delta$  8.98 (s, 1H), 8.54 (s, 1H), 8.26 - 8.18 (m, 1H), 7.66 (d, *J* = 8.8 Hz, 1H), 7.56 - 7.42 (m, 5H), 7.20 (d, *J* = 9.0 Hz, 1H), 4.04 - 3.90 (m, 1H), 3.34 (br d, *J* = 2.9 Hz, 1H), 3.23 (q, *J* = 7.2 Hz, 2H), 3.13 - 2.99 (m, 2H), 2.81 (s, 3H), 2.37 (s, 5H), 2.14 (br d, *J* = 11.7 Hz, 2H), 1.83 - 1.69 (m, 2H), 1.58 - 1.38 (m, 2H), 1.33 (td, *J* = 7.4, 17.4 Hz, 6H).

**Example 12: Synthesis of 2-chloro-N-(5-(8-ethyl-2-(((1*r*,4*r*)-4-(methyl(2,2,2-trifluoroethyl)amino)cyclohexyl)amino)quinazolin-6-yl)-6-methylpyridin-2-yl)benzenesulfonamide (126)**



**Step 1:**

**[00304]** To a solution of (1*r*,4*r*)-N1,N1-dibenzyl-N4-methylcyclohexane-1,4-diamine (0.7 g, 2.3 mmol, HCl) in MeCN (20.0 mL) was added NaHCO<sub>3</sub> (763 mg, 9.1 mmol, 353.1 uL) and 2,2,2-trifluoroethyl trifluoromethanesulfonate (790 mg, 3.4 mmol). The mixture was stirred at 70°C for 12 h. The reaction was filtered and concentrated to give a residue. The residue was purified by column chromatography (SiO<sub>2</sub>) to afford (1*r*,4*r*)-N1,N1-dibenzyl-N4-methyl-N4-(2,2,2-trifluoroethyl)cyclohexane-1,4-diamine (800 mg, 1.1 mmol, 47.0% yield).  $M+H^+ = 391.3$  (LCMS).

**Step 2:**

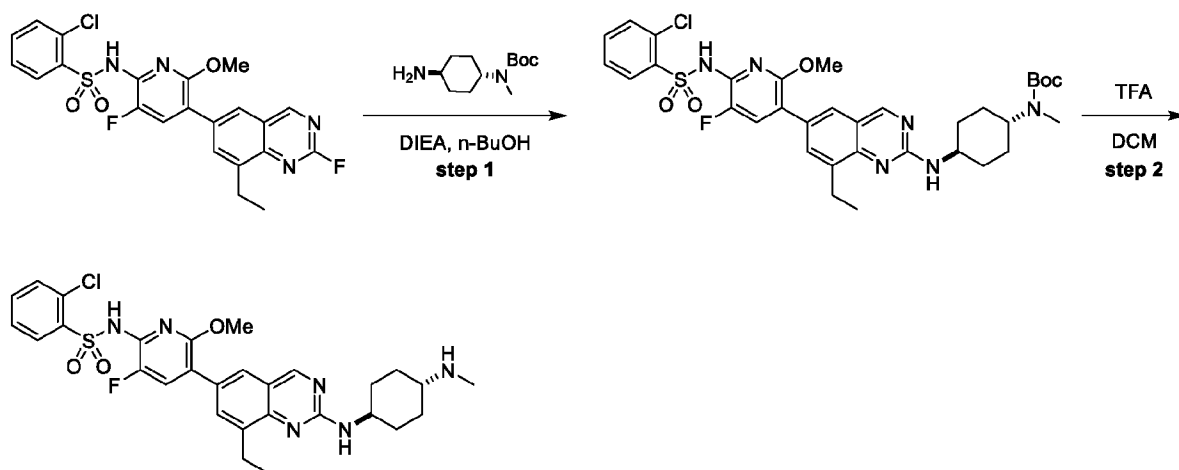
**[00305]** To a solution of (1*r*,4*r*)-N1,N1-dibenzyl-N4-methyl-N4-(2,2,2-trifluoroethyl)cyclohexane-1,4-diamine (0.8 g, 2.1 mmol) in THF (15.0 mL) was added Pd/C (0.8 g, 10% Pd basis) under N<sub>2</sub> atmosphere. The suspension was degassed and purged with H<sub>2</sub> for 3 times. The mixture was stirred under H<sub>2</sub> (50 Psi) at 60°C for 24 h. The reaction was filtered and concentrated to give (1*r*,4*r*)-N1-methyl-N1-(2,2,2-trifluoroethyl)cyclohexane-1,4-diamine (350 mg, crude).

**Step 3:**

**[00306]** To a solution of (1*r*,4*r*)-N1-methyl-N1-(2,2,2-trifluoroethyl)cyclohexane-1,4-diamine (69 mg, 328.3 umol) in n-BuOH (4.0 mL) was added 2-chloro-N-(5-(8-ethyl-2-fluoroquinazolin-6-yl)-6-methylpyridin-2-yl)benzenesulfonamide (50 mg, 109.4 umol) and DIEA (42 mg, 328.3 umol, 57.2 uL). The mixture was stirred at 90°C for 12 h. The reaction was concentrated to give a residue. The residue was purified by prep-HPLC (FA condition) to afford 2-chloro-N-(5-(8-ethyl-2-(((1*r*,4*r*)-4-(methyl(2,2,2-trifluoroethyl)amino)cyclohexyl)amino)quinazolin-6-yl)-6-methylpyridin-2-yl)benzenesulfonamide (29.8 mg, 42.4 umol, 38.8% yield, FA).  $M+H^+ = 647.2$  (LCMS); <sup>1</sup>H NMR (400MHz, METHANOL-*d*<sub>4</sub>)  $\delta$  8.96 (s, 1H), 8.22 (d, *J* = 7.5 Hz, 1H), 7.68 (br

d,  $J = 9.0$  Hz, 1H), 7.57 - 7.42 (m, 5H), 7.21 (br s, 1H), 3.89 (br t,  $J = 11.1$  Hz, 1H), 3.16 - 3.02 (m, 4H), 2.57 (br t,  $J = 11.0$  Hz, 1H), 2.47 (s, 3H), 2.37 (s, 3H), 2.25 (br d,  $J = 11.9$  Hz, 2H), 1.92 (br d,  $J = 11.9$  Hz, 2H), 1.52 - 1.35 (m, 4H), 1.31 (t,  $J = 7.5$  Hz, 3H).

**Example 13: Synthesis of 2-chloro-N-(5-(8-ethyl-2-(((1r,4r)-4-(methylamino)cyclohexyl)amino)quinazolin-6-yl)-3-fluoro-6-methoxypyridin-2-yl)benzenesulfonamide (127)**



**Step 1:**

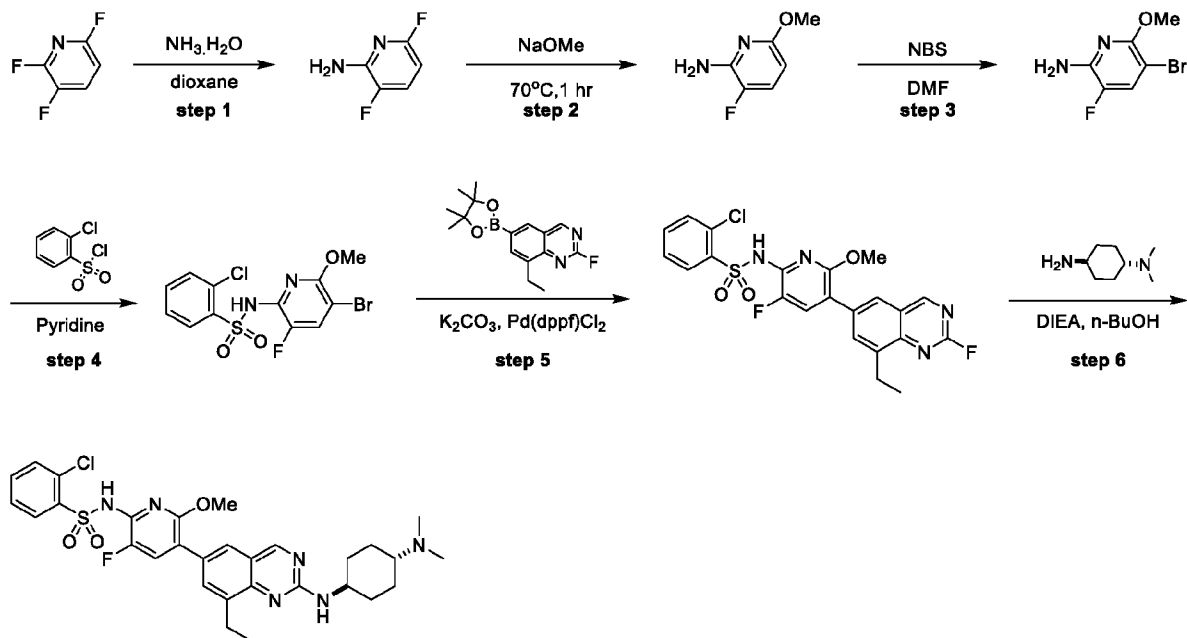
**[00307]** To a solution of 2-chloro-N-(5-(8-ethyl-2-fluoroquinazolin-6-yl)-3-fluoro-6-methoxypyridin-2-yl)benzenesulfonamide (130 mg, 264.8  $\mu\text{mol}$ ) in n-BuOH (6.0 mL) was added tert-butyl ((1r,4r)-4-aminocyclohexyl)(methyl)carbamate (181 mg, 794.4  $\mu\text{mol}$ ) and DIEA (103 mg, 794.4  $\mu\text{mol}$ , 138.4  $\mu\text{L}$ ). The mixture was stirred at 90°C for 12 h. The reaction was concentrated to give a residue. The residue was purified by column chromatography ( $\text{SiO}_2$ ) to afford tert-butyl ((1r,4r)-4-((6-(6-(2-chlorophenylsulfonamido)-5-fluoro-2-methoxypyridin-3-yl)-8-ethylquinazolin-2-yl)amino)cyclohexyl)(methyl)carbamate (170 mg, 243.12  $\mu\text{mol}$ , 91.81% yield).

**Step 2:**

**[00308]** To a solution of tert-butyl ((1r,4r)-4-((6-(6-(2-chlorophenylsulfonamido)-5-fluoro-2-methoxypyridin-3-yl)-8-ethylquinazolin-2-yl)amino)cyclohexyl)(methyl)carbamate (170 mg, 243.1  $\mu\text{mol}$ ) in DCM (3.0 mL) was added TFA (1.5 mL). The mixture was stirred at 20°C for 0.5 h. The reaction was concentrated to give a residue. The residue was dissolved in MeOH (2.0 mL) and basified pH to 7 with  $\text{NH}_3 \cdot \text{H}_2\text{O}$  (25% solution). The residue was purified by prep-HPLC (FA condition) to afford 2-chloro-N-(5-(8-ethyl-2-(((1r,4r)-4-(methylamino)cyclohexyl)amino)quinazolin-6-yl)-3-fluoro-6-methoxypyridin-2-yl)benzenesulfonamide (26.8 mg, 40.3  $\mu\text{mol}$ , 16.6% yield, FA).  $\text{M} + \text{H}^+ = 599.2$  (LCMS);  $^1\text{H}$  NMR (400MHz,  $\text{DMSO}-d_6$ )  $\delta$  8.99 (br s, 1H), 8.19 - 8.07 (m, 2H), 7.64 (s, 2H), 7.39 - 7.31 (m,

4H), 7.26 (br s, 1H), 3.77 (br s, 1H), 3.20 (s, 3H), 3.03 - 2.86 (m, 3H), 2.57 (s, 3H), 2.09 (br d,  $J = 11.0$  Hz, 4H), 1.47 - 1.27 (m, 4H), 1.22 (br t,  $J = 7.4$  Hz, 3H).

**Example 14: Synthesis of 2-chloro-N-(5-(2-(((1*r*,4*r*)-4-(dimethylamino)cyclohexyl)amino)-8-ethylquinazolin-6-yl)-3-fluoro-6-methoxypyridin-2-yl)benzenesulfonamide (128)**



**Step 1:**

**[00309]** To a solution of 2,3,6-trifluoropyridine (2.4 g, 18.0 mmol) in dioxane (12.0 mL) was added  $\text{NH}_3 \cdot \text{H}_2\text{O}$  (12.0 mL, 25% solution). The mixture was stirred at  $100^\circ\text{C}$  for 12 h. The reaction was extracted with ethyl acetate ( $15.0 \text{ mL} \times 3$ ). The combined organic phase was washed with brine ( $15.0 \text{ mL} \times 3$ ), dried over anhydrous  $\text{Na}_2\text{SO}_4$ , filtered and concentrated to give 3,6-difluoropyridin-2-amine (2.0 g, 15.4 mmol, 85.2% yield).

**Step 2:**

**[00310]** The mixture of 3,6-difluoropyridin-2-amine (2.0 g, 15.4 mmol) in NaOMe (30.0 mL, 30% solution) was stirred at  $70^\circ\text{C}$  for 1 h. Water (30.0 mL) was added to the reaction mixture and extracted with ethyl acetate ( $30 \text{ mL} \times 3$ ). The combined organic phase was washed with brine ( $30 \text{ mL} \times 3$ ), dried over anhydrous  $\text{Na}_2\text{SO}_4$ , filtered and concentrated to give a residue. The residue was purified by prep-HPLC (neutral condition) to give 3-fluoro-6-methoxypyridin-2-amine (0.8 g, 5.1 mmol, 33% yield).  $^1\text{H}$  NMR (400MHz,  $\text{CHLOROFORM-}d$ )  $\delta$  7.17 (dd,  $J = 8.7, 9.6$  Hz, 1H), 6.01 (dd,  $J = 2.1, 8.4$  Hz, 1H), 4.42 (br s, 2H), 3.82 (s, 3H).

**Step 3:**

**[00311]** To a solution of 3-fluoro-6-methoxypyridin-2-amine (300 mg, 2.1 mmol) in DMF (12.0 mL) was added NBS (376 mg, 2.1 mmol) at  $0^\circ\text{C}$ . The mixture was stirred at  $0^\circ\text{C}$  for 2 h. Cold  $\text{H}_2\text{O}$  (10.0 mL) was added to the reaction mixture and extracted with ethyl acetate (10.0



mL  $\times$  3). The combined organic phase was washed with brine (10.0 mL  $\times$  3), dried over anhydrous Na<sub>2</sub>SO<sub>4</sub>, filtered and concentrated to give residue. The residue was purified by column chromatography (SiO<sub>2</sub>) to afford 5-bromo-3-fluoro-6-methoxypyridin-2-amine (420 mg, 1.7 mmol, 81.0% yield). <sup>1</sup>H NMR (400MHz, CHLOROFORM-*d*)  $\delta$  7.41 (d, *J* = 9.0 Hz, 1H), 4.45 (br s, 2H), 3.90 (s, 3H).

**Step 4:**

**[00312]** To a solution of 5-bromo-3-fluoro-6-methoxypyridin-2-amine (400 mg, 1.8 mmol) in pyridine (10.0 mL) was added 2-chlorobenzenesulfonyl chloride (420 mg, 2.0 mmol, 271.1  $\mu$ L). The mixture was stirred at 45°C for 12 h. The reaction was concentrated to give a residue. The residue was purified by column chromatography (SiO<sub>2</sub>) to give N-(5-bromo-3-fluoro-6-methoxypyridin-2-yl)-2-chlorobenzenesulfonamide (680 mg).  $M+H^+$  = 396.9 (LCMS).

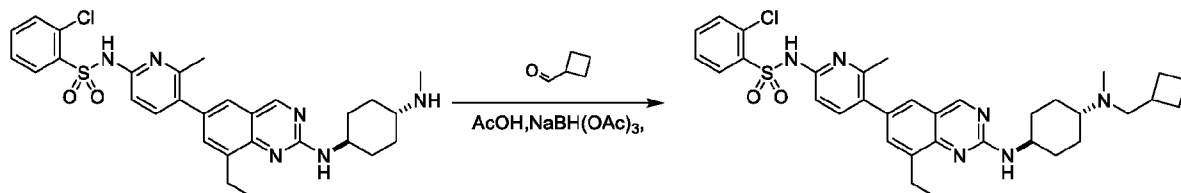
**Step 5:**

**[00313]** A mixture of 8-ethyl-2-fluoro-6-(4,4,5,5-tetramethyl-1,3,2-dioxaborolan-2-yl)quinazoline (300 mg, 992.9  $\mu$ mol), N-(5-bromo-3-fluoro-6-methoxypyridin-2-yl)-2-chlorobenzenesulfonamide (471 mg, 1.2 mmol), K<sub>2</sub>CO<sub>3</sub> (206 mg, 1.5 mmol) and Pd(dppf)Cl<sub>2</sub> (73 mg, 99.3  $\mu$ mol) in dioxane (15.0 mL) and H<sub>2</sub>O (1.5 mL) was degassed and purged with N<sub>2</sub> for 3 times, and then the mixture was stirred at 90°C for 12 h under N<sub>2</sub> atmosphere. The reaction was concentrated to give a residue. The residue was purified by flash silica gel chromatography (SiO<sub>2</sub>) to afford 2-chloro-N-(5-(8-ethyl-2-fluoroquinazolin-6-yl)-3-fluoro-6-methoxypyridin-2-yl)benzenesulfonamide (230 mg, 364.2  $\mu$ mol, 36.7% yield).  $M+H^+$  = 491.2 (LCMS).

**Step 6:**

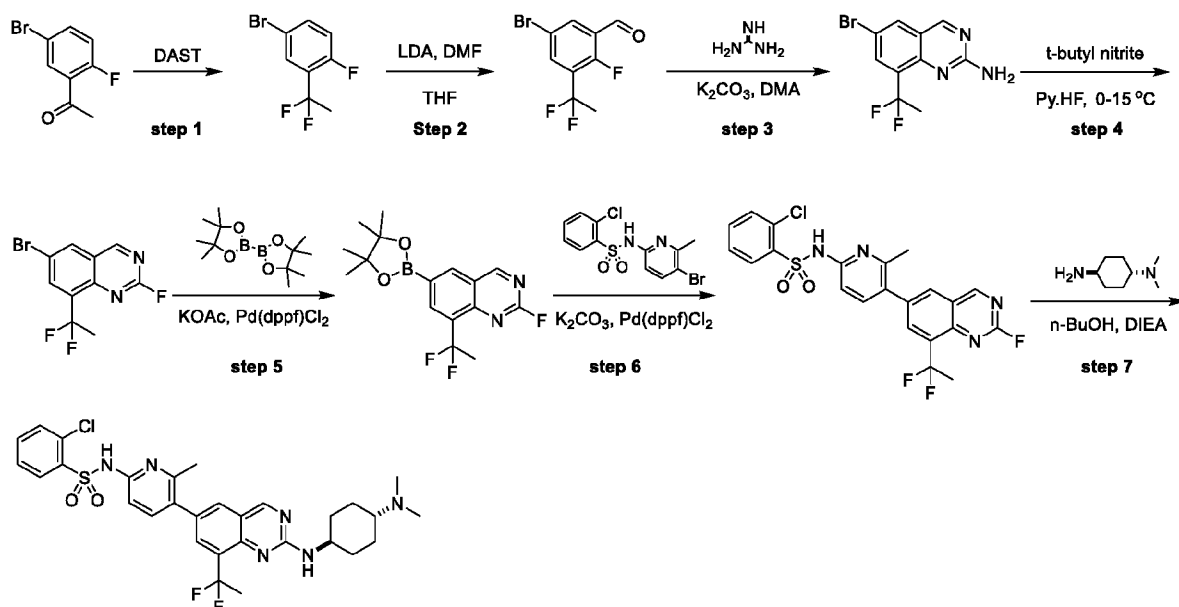
**[00314]** To a solution of 2-chloro-N-(5-(8-ethyl-2-fluoroquinazolin-6-yl)-3-fluoro-6-methoxypyridin-2-yl)benzenesulfonamide (100 mg, 203.7  $\mu$ mol) in n-BuOH (4.0 mL) was added (1*r*,4*r*)-N1,N1-dimethylcyclohexane-1,4-diamine (109 mg, 611.1  $\mu$ mol, HCl) and DIEA (210.6 mg, 1.6 mmol, 283.9  $\mu$ L). The mixture was stirred at 90°C for 12 h. The reaction was concentrated to give a residue. The residue was purified by prep-HPLC (FA condition) to afford 2-chloro-N-(5-(2-(((1*r*,4*r*)-4-(dimethylamino)cyclohexyl)amino)-8-ethylquinazolin-6-yl)-3-fluoro-6-methoxypyridin-2-yl)benzenesulfonamide (37.2 mg, 54.6  $\mu$ mol, 26.8% yield, FA).  $M+H^+$  = 613.2 (LCMS); <sup>1</sup>H NMR (400MHz, METHANOL-*d*<sub>4</sub>)  $\delta$  8.93 (br s, 1H), 8.32 (br d, *J* = 7.5 Hz, 3H), 7.71 - 7.43 (m, 6H), 3.95 (br s, 1H), 3.47 (s, 3H), 3.27 - 3.19 (m, 1H), 3.01 (br d, *J* = 7.1 Hz, 2H), 2.88 (br s, 6H), 2.37 (br d, *J* = 9.8 Hz, 2H), 2.18 (br d, *J* = 8.7 Hz, 2H), 1.72 (br d, *J* = 10.5 Hz, 2H), 1.47 (br d, *J* = 12.3 Hz, 2H), 1.28 (br t, *J* = 7.0 Hz, 3H), 1.20 (s, 1H).

**Example 15: Synthesis of 2-chloro-N-(5-(2-(((1*r*,4*r*)-4-((cyclobutylmethyl)(methyl)amino)cyclohexyl)amino)-8-ethylquinazolin-6-yl)-6-methylpyridin-2-yl)benzenesulfonamide (130)**



**[00315]** To a solution of 2-chloro-N-(5-(8-ethyl-2-(((1*r*,4*r*)-4-(methylamino)cyclohexyl)amino)quinazolin-6-yl)-6-methylpyridin-2-yl)benzenesulfonamide (60 mg, 98.2  $\mu\text{mol}$ , FA) in DCE (2.0 mL) and DCM (2.0 mL) was added TEA to basify pH to 7 and then cyclobutanecarbaldehyde (33 mg, 294.5  $\mu\text{mol}$ , 128.6  $\mu\text{L}$ ) was added. AcOH (0.05 mL) was added to above mixture to adjusted pH to 5 and the mixture was stirred at 30°C for 2h. NaBH(OAc)<sub>3</sub> (104 mg, 490.9  $\mu\text{mol}$ ) was added to the mixture and the reaction was stirred at 30°C for 12 h. The reaction was concentrated to give a residue. The residue was purified by prep-HPLC (FA condition) to afford 2-chloro-N-(5-(2-(((1*r*,4*r*)-4-((cyclobutylmethyl)(methyl)amino)cyclohexyl)amino)-8-ethylquinazolin-6-yl)-6-methylpyridin-2-yl)benzenesulfonamide (34.8 mg, 51.2  $\mu\text{mol}$ , 52.1% yield, FA).  $M+H^+$  = 633.2 (LCMS); <sup>1</sup>H NMR (400MHz, METHANOL-*d*<sub>4</sub>)  $\delta$  8.98 (s, 1H), 8.50 (br s, 1H), 8.22 (d,  $J$  = 7.7 Hz, 1H), 7.66 (d,  $J$  = 8.8 Hz, 1H), 7.56 - 7.41 (m, 5H), 7.20 (br d,  $J$  = 8.6 Hz, 1H), 3.98 (br t,  $J$  = 11.4 Hz, 1H), 3.23 (br d,  $J$  = 7.1 Hz, 3H), 3.06 (q,  $J$  = 7.4 Hz, 2H), 2.79 (m, 4H), 2.43 - 2.32 (m, 5H), 2.26 - 2.09 (m, 4H), 2.08 - 1.97 (m, 1H), 1.96 - 1.84 (m, 3H), 1.77 (q,  $J$  = 12.4 Hz, 2H), 1.55 - 1.42 (m, 2H), 1.31 (t,  $J$  = 7.4 Hz, 3H).

**Example 16: Synthesis of 2-chloro-N-(5-(8-(1,1-difluoroethyl)-2-(((1*r*,4*r*)-4-(dimethylamino)cyclohexyl)amino)quinazolin-6-yl)-6-methylpyridin-2-yl)benzenesulfonamide (131)**

**Step 1:**

**[00316]** To a solution of 1-(5-bromo-2-fluorophenyl)ethanone (1.0 g, 4.6 mmol) in DAST (12.2 g, 75.6 mmol, 10.0 mL) was stirred at 45°C for 12 h. The mixture was poured into ice Sat. NaHCO<sub>3</sub> (100.0 mL) and extracted with ethyl acetate (10.0 mL × 3). The combined organic layers were washed with brine (10.0 mL × 3), dried over Na<sub>2</sub>SO<sub>4</sub>, filtered and concentrated under reduced pressure to give a residue. The residue was purified by column chromatography (SiO<sub>2</sub>) to afford 4-bromo-2-(1,1-difluoroethyl)-1-fluorobenzene (1.0 g, 4.1 mmol, 90.8% yield). <sup>1</sup>H NMR (CHLOROFORM-*d*, 400 MHz): δ 7.68 (dd, *J* = 2.4, 6.6 Hz, 1H), 7.57 - 7.50 (m, 1H), 7.07 - 6.98 (m, 1H), 1.99 (dt, *J* = 1.1, 18.5 Hz, 3H).

**Step 2:**

**[00317]** To a solution of 4-bromo-2-(1,1-difluoroethyl)-1-fluorobenzene (450 mg, 1.8 mmol) in THF (10.0 mL) was added LDA (2 M, 1.2 mL) at -78°C. The mixture was stirred at -78°C for 1 h. Then DMF (165 mg, 2.2 mmol, 173.8 uL) was added and stirred for 1 h at -78°C. The mixture was poured into Sat NH<sub>4</sub>Cl (10.0 mL) and extracted with ethyl acetate (10.0 mL × 3). The combined organic layers were washed with brine (10.0 mL × 3), dried over Na<sub>2</sub>SO<sub>4</sub>, filtered and concentrated under reduced pressure to give a residue. The residue was purified by column chromatography (SiO<sub>2</sub>) to afford 5-bromo-3-(1,1-difluoroethyl)-2-fluorobenzaldehyde (0.4 g, 1.5 mmol, 79.5% yield). <sup>1</sup>H NMR (CHLOROFORM-*d*, 400 MHz): δ 10.33 (s, 1H), 8.07 (dd, *J* = 2.4, 5.5 Hz, 1H), 7.92 (dd, *J* = 2.4, 6.4 Hz, 1H), 2.05 (t, *J* = 18.6 Hz, 3H).

**Step 3:**

**[00318]** To a solution of guanidine (181 mg, 1.5 mmol, H<sub>2</sub>CO<sub>3</sub>) and K<sub>2</sub>CO<sub>3</sub> (621 mg, 4.4 mmol, 4.8 mL) in DMA (10.0 mL) was added a solution of 5-bromo-3-(1,1-difluoroethyl)-2-

fluorobenzaldehyde (0.4 g, 1.5 mmol) in DMA (1.5 mL). Then the mixture was stirred at 160°C for 1 h. The mixture was concentrated to get crude residue add H<sub>2</sub>O (30.0 mL) and extracted with Ethyl acetate (30.0 mL × 3). The combined organic layers were washed with brine (20.0 mL × 3), dried over Na<sub>2</sub>SO<sub>4</sub>, filtered and concentrated under reduced pressure to give a residue. The residue was purified by column chromatography (SiO<sub>2</sub>) to afford 6-bromo-8-(1,1-difluoroethyl)quinazolin-2-amine (0.4 g, 1.39 mmol, 92.69% yield).

**Step 4:**

**[00319]** To a solution of 6-bromo-8-(1,1-difluoroethyl)quinazolin-2-amine (0.4 g, 1.3 mmol) in pyridine (3.5 mL) was added pyridine;hydrofluoride (7.7 g, 77.7 mmol, 7.00 mL) at -40°C. The mixture was stirred at -40°C for 15 min. Then tert-butyl nitrite (286 mg, 2.7 mmol, 330.2 uL) was added. The mixture was stirred at 20°C for 12 h. The mixture was poured into ice water and adjusted pH = 7 with sat NaHCO<sub>3</sub> extracted with ethyl acetate (50.0 mL × 3). The combined organic layers were washed with brine (20.0 mL × 3), dried over Na<sub>2</sub>SO<sub>4</sub>, filtered and concentrated under reduced pressure to give a residue. The residue was purified by column chromatography (SiO<sub>2</sub>) to afford 6-bromo-8-(1,1-difluoroethyl)-2-fluoroquinazoline (0.3 g, 1.0 mmol, 74.2% yield). <sup>1</sup>H NMR (CHLOROFORM-*d*, 400 MHz): δ 9.35 (d, *J* = 2.4 Hz, 1H), 8.31 (s, 1H), 8.25 (d, *J* = 2.1 Hz, 1H), 2.30 (t, *J* = 19.0 Hz, 3H).

**Step 5:**

**[00320]** To a solution of 6-bromo-8-(1,1-difluoroethyl)-2-fluoroquinazoline (0.3 g, 1.03 mmol) and KOAc (151 mg, 1.5 mmol) in dioxane (6.0 mL) were added 4,4,4',4',5,5,5',5'-octamethyl-2,2'-bi(1,3,2-dioxaborolane) (314 mg, 1.2 mmol) and Pd(dppf)Cl<sub>2</sub> (75 mg, 103.0 umol). The mixture was stirred at 90°C for 12 h under N<sub>2</sub>. The mixture was concentrated to get crude residue. The residue was purified by column chromatography (SiO<sub>2</sub>) to afford 8-(1,1-difluoroethyl)-2-fluoro-6-(4,4,5,5-tetramethyl-1,3,2-dioxaborolan-2-yl)quinazoline (0.3 g, crude).

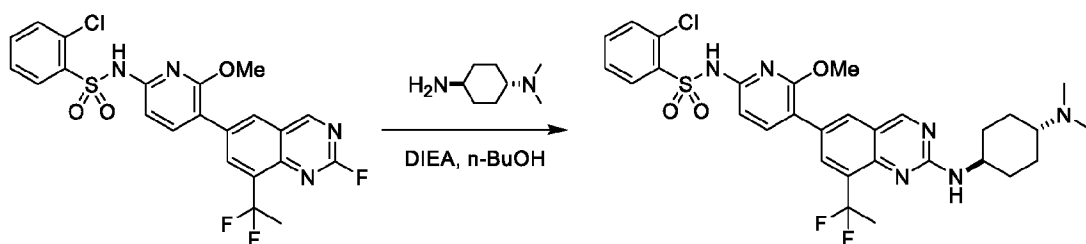
**Step 6:**

**[00321]** To a solution of 8-(1,1-difluoroethyl)-2-fluoro-6-(4,4,5,5-tetramethyl-1,3,2-dioxaborolan-2-yl)quinazoline (150 mg, 443.6 umol) and K<sub>2</sub>CO<sub>3</sub> (183 mg, 1.3 mmol) in dioxane (2.0 mL) and H<sub>2</sub>O (0.2 mL) were added N-(5-bromo-6-methylpyridin-2-yl)-2-chlorobenzenesulfonamide (192 mg, 532.3 umol) and Pd(dppf)Cl<sub>2</sub> (32 mg, 44.3 umol). The mixture was stirred at 90°C for 12 h under N<sub>2</sub>. The mixture was concentrated to get crude residue. The residue was purified by column chromatography (SiO<sub>2</sub>) to afford 2-chloro-N-(5-(8-(1,1-difluoroethyl)-2-fluoroquinazolin-6-yl)-6-methylpyridin-2-yl)benzenesulfonamide (90 mg, crude).

**Step 7:**

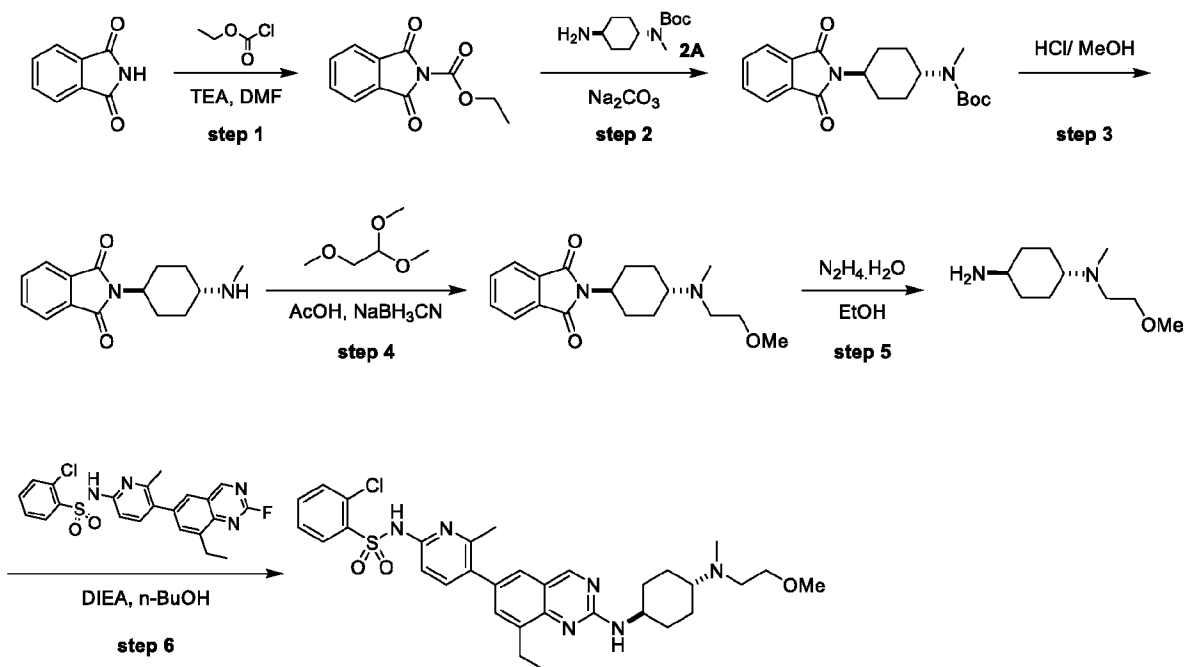
**[00322]** To a solution of 2-chloro-N-(5-(8-(1,1-difluoroethyl)-2-fluoroquinazolin-6-yl)-6-methylpyridin-2-yl)benzenesulfonamide (90 mg, 182.5  $\mu\text{mol}$ ) in n-BuOH (2.0 mL) was added (1*r*,4*r*)-N1,N1-dimethylcyclohexane-1,4-diamine (103 mg, 730.3  $\mu\text{mol}$ , HCl) and DIEA (188 mg, 1.4 mmol, 254.4  $\mu\text{L}$ ). The mixture was stirred at 100°C for 12 h. The mixture was concentrated to get crude residue. The residue was purified by prep-HPLC (FA condition) to afford 2-chloro-N-(5-(8-(1,1-difluoroethyl)-2-(((1*r*,4*r*)-4-(dimethylamino)cyclohexyl)amino)quinazolin-6-yl)-6-methylpyridin-2-yl)benzenesulfonamide (6.8 mg, 10.4  $\mu\text{mol}$ , 5.7% yield, FA).  $M+H^+$  = 615.2 (LCMS);  $^1\text{H}$  NMR (DMSO- $d_6$ , 400MHz)  $\delta$  9.13 (s, 1H), 8.24 (s, 1H), 8.17 - 8.08 (m, 1H), 7.87 (s, 1H), 7.79 (s, 1H), 7.74 - 7.62 (m, 2H), 7.59 - 7.45 (m, 3H), 7.06 (br d,  $J$  = 9.0 Hz, 1H), 3.69 (br s, 1H), 2.38 - 2.22 (m, 13H), 2.17 - 2.05 (m, 2H), 1.91 (br s, 2H), 1.33 (br d,  $J$  = 6.4 Hz, 4H).

**Example 17: Synthesis of 2-chloro-N-(5-(8-(1,1-difluoroethyl)-2-(((1*r*,4*r*)-4-(dimethylamino)cyclohexyl)amino)quinazolin-6-yl)-6-methoxypyridin-2-yl)benzenesulfonamide (124)**



**[00323]** The title compound was synthesized according to the synthetic procedure reported for the preparation of 2-chloro-N-(5-(8-(1,1-difluoroethyl)-2-(((1*r*,4*r*)-4-(dimethylamino)cyclohexyl)amino)quinazolin-6-yl)-6-methoxypyridin-2-yl)benzenesulfonamide. (5.4 mg, 7.7  $\mu\text{mol}$ , 7.8% yield, FA).  $M+H^+$  = 631.2 (LCMS);  $^1\text{H}$  NMR (400MHz, METHANOL- $d_4$ )  $\delta$  9.02 (s, 1H), 8.47 (br s, 1H), 8.31 (d,  $J$  = 7.7 Hz, 1H), 8.04 (s, 1H), 7.89 (d,  $J$  = 1.5 Hz, 1H), 7.67 (d,  $J$  = 7.9 Hz, 1H), 7.63 - 7.55 (m, 2H), 7.55 - 7.49 (m, 1H), 6.65 (d,  $J$  = 7.9 Hz, 1H), 3.90 (br s, 1H), 3.67 (s, 3H), 3.29 - 3.21 (m, 1H), 2.88 (s, 6H), 2.39 (br d,  $J$  = 10.6 Hz, 2H), 2.32 - 2.12 (m, 5H), 1.77 - 1.60 (m, 2H), 1.57 - 1.41 (m, 2H).

**Example 18: Synthesis of 2-chloro-N-(5-(8-ethyl-2-(((1*r*,4*r*)-4-(2-methoxyethyl)(methyl)amino)cyclohexyl)amino)quinazolin-6-yl)-6-methylpyridin-2-yl)benzenesulfonamide (132)**

**Step 1:**

**[00324]** To a solution of isoindoline-1,3-dione (10.0 g, 67.9 mmol), TEA (8.9 g, 88.3 mmol, 12.3 mL) in DMF (60.0 mL) was added ethyl chloroformate (8.8 g, 81.5 mmol, 7.7 mL). The mixture was stirred at 25°C for 12 h. The reaction mixture was filtered to give ethyl 1,3-dioxoisindoline-2-carboxylate (700 mg, crude). <sup>1</sup>H NMR (400MHz, CHLOROFORM-*d*) δ 8.03 - 7.93 (m, 2H), 7.88 - 7.78 (m, 2H), 4.50 (q, *J* = 7.2 Hz, 2H), 1.45 (t, *J* = 7.2 Hz, 3H).

**Step 2:**

**[00325]** To a solution of ethyl 1,3-dioxoisindoline-2-carboxylate (700 mg, 3.1 mmol), tert-butyl ((1r,4r)-4-aminocyclohexyl)(methyl)carbamate (875 mg, 3.8 mmol) in H<sub>2</sub>O (20.0 mL) was added Na<sub>2</sub>CO<sub>3</sub> (406 mg, 3.8 mmol). The mixture was stirred at 15°C for 12 h. The reaction mixture was filtered to get a cake, the cake was washed by MeOH (20.0 mL × 3) to give tert-butyl ((1r,4r)-4-(1,3-dioxoisindolin-2-yl)cyclohexyl)(methyl)carbamate (800 mg, crude). <sup>1</sup>H NMR (400MHz, DMSO-*d*<sub>6</sub>) δ 7.91 - 7.76 (m, 4H), 4.10 - 3.94 (m, 1H), 2.70 (s, 3H), 2.19 (br s, 2H), 1.77 (br d, *J* = 12.1 Hz, 2H), 1.65 (br s, 4H), 1.41 (s, 9H), 1.38 (s, 1H).

**Step 3:**

**[00326]** To a solution of tert-butyl ((1r,4r)-4-(1,3-dioxoisindolin-2-yl)cyclohexyl)(methyl)carbamate (767 mg, 2.1 mmol) in HCl/MeOH (40.0 mL, 4M) was stirred at 25°C for 30 min. The reaction mixture was concentrated under reduced pressure to give 2-((1r,4r)-4-(methylamino)cyclohexyl)isoindoline-1,3-dione (600 mg, crude, HCl). <sup>1</sup>H NMR (400MHz, DMSO-*d*<sub>6</sub>) δ 7.88 - 7.78 (m, 4H), 4.04 - 3.90 (m, 1H), 3.57 (br s, 2H), 3.16 (s, 2H),

3.08 - 2.93 (m, 1H), 2.24 - 2.13 (m, 3H), 2.13 - 2.05 (m, 1H), 1.83 (br d,  $J = 10.8$  Hz, 2H), 1.59 - 1.42 (m, 2H).

**Step 4:**

**[00327]** To a solution of 1,1,2-trimethoxyethane (4.9 g, 40.8 mmol, 5.2 mL) in H<sub>2</sub>O (40.0 mL) and HCl (1.0 mL, 1M) was stirred at 60°C for 2 h. Then the reaction mixture was extracted with dichloromethane (30.0 mL  $\times$  3). The combined organic layers were washed with brine (30.0 mL  $\times$  3), dried over Na<sub>2</sub>SO<sub>4</sub>, filtered to give a filtrate. To the filtrate was added the solution of 2-((1r,4r)-4-(methylamino)cyclohexyl)isoindoline-1,3-dione (600 mg, 2.0 mmol, HCl) which was added TEA to adjust pH = 7 in MeOH (100.0 mL). Then CH<sub>3</sub>COOH (183 mg, 3.0 mmol, 175.0  $\mu$ L) was added to adjust pH = 5. And then NaBH<sub>3</sub>CN (256 mg, 4.0 mmol) was added to above reaction mixture. The mixture was stirred at 45°C for 12 h. The reaction mixture was extracted with dichloromethane (30.0 mL  $\times$  3). The combined organic layers were washed with brine (30.0 mL  $\times$  3), dried over Na<sub>2</sub>SO<sub>4</sub>, filtered and concentrated under reduced pressure to give 2-((1r,4r)-4-((2-methoxyethyl)(methyl)amino)cyclohexyl)isoindoline-1,3-dione (800 mg, crude). <sup>1</sup>H NMR (400MHz, CHLOROFORM-*d*)  $\delta$  7.84 - 7.78 (m, 2H), 7.74 - 7.69 (m, 2H), 4.14 (tt,  $J = 4.1, 12.1$  Hz, 1H), 3.94 - 3.86 (m, 2H), 3.70 - 3.63 (m, 1H), 3.48 (s, 3H), 3.31 - 3.21 (m, 2H), 2.81 (s, 3H), 2.48 - 2.32 (m, 4H), 1.94 (br d,  $J = 10.8$  Hz, 2H), 1.74 - 1.58 (m, 2H).

**Step 5:**

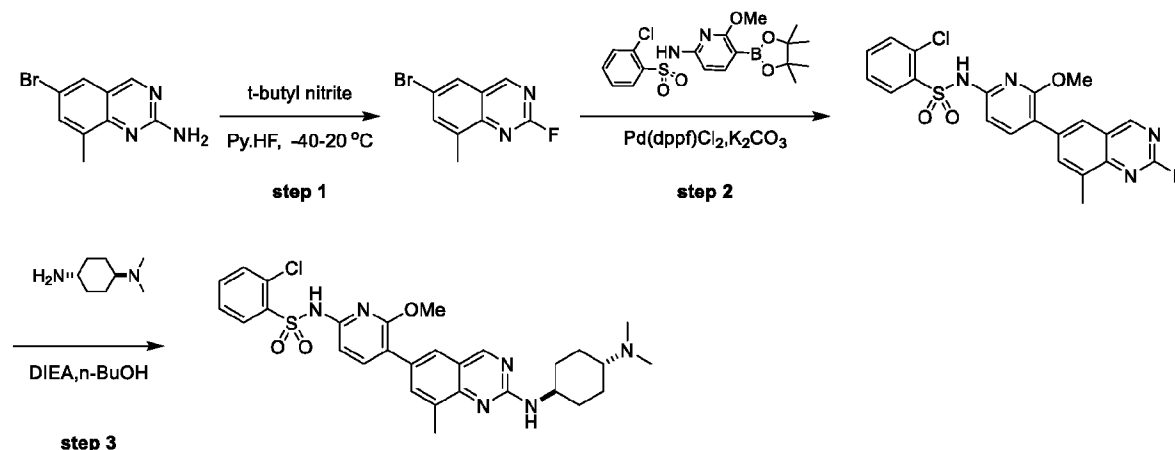
**[00328]** To a solution of 2-((1r,4r)-4-((2-methoxyethyl)(methyl)amino)cyclohexyl)isoindoline-1,3-dione (400 mg, 1.2 mmol) in EtOH (5.0 mL) was added N<sub>2</sub>H<sub>4</sub>·H<sub>2</sub>O (645 mg, 12.6 mmol, 626.9  $\mu$ L). The mixture was stirred at 80°C for 2 h. The reaction mixture was concentrated under reduced pressure. The residue was washed with DCM (50.0 mL  $\times$  3). The combined organic layers was concentrated under reduced pressure to give (1r,4r)-N1-(2-methoxyethyl)-N1-methylcyclohexane-1,4-diamine (150 mg, crude).

**Step 6:**

**[00329]** To a solution of 2-chloro-N-(5-(8-ethyl-2-fluoroquinazolin-6-yl)-6-methylpyridin-2-yl)benzenesulfonamide (50 mg, 109.4  $\mu$ mol) in n-BuOH (2.0 mL) was added DIEA (42 mg, 328.2  $\mu$ mol, 57.1  $\mu$ L) and (1r,4r)-N1-(2-methoxyethyl)-N1-methylcyclohexane-1,4-diamine (40.7 mg, 218.8  $\mu$ mol). The mixture was stirred at 100°C for 12 h. The mixture was concentrated under reduced pressure to give a residue. The residue was purified by pre-HPLC (FA condition) to afford 2-chloro-N-(5-(8-ethyl-2-(((1r,4r)-4-((2-methoxyethyl)(methyl)amino)cyclohexyl)amino)quinazolin-6-yl)-6-methylpyridin-2-yl)benzenesulfonamide (6.5 mg, 9.6  $\mu$ mol, 8.8% yield, FA).  $M+H^+ = 623.2$  (LCMS); <sup>1</sup>H NMR (400MHz, METHANOL-*d*<sub>4</sub>)  $\delta$  8.99 (s, 1H), 8.53 (br s, 1H), 8.28 - 8.17 (m, 1H), 7.67 (d,  $J = 8.8$  Hz, 1H), 7.58 - 7.42 (m, 5H), 7.20 (d,  $J = 8.8$  Hz, 1H), 3.98 (tt,  $J = 4.0, 11.4$  Hz, 1H), 3.71 (t,  $J =$

5.0 Hz, 2H), 3.44 (s, 3H), 3.36 - 3.32 (m, 3H), 3.13 - 3.02 (m, 2H), 2.85 (s, 3H), 2.37 (s, 5H), 2.14 (br d,  $J = 12.1$  Hz, 2H), 1.84 - 1.67 (m, 2H), 1.57 - 1.42 (m, 2H), 1.32 (t,  $J = 7.5$  Hz, 3H).

**Example 19: Synthesis 2-chloro-N-(5-(2-(((1*r*,4*r*)-4-(dimethylamino)cyclohexyl)amino)-8-methylquinazolin-6-yl)-6-methoxypyridin-2-yl)benzenesulfonamide (133)**



**Step 1:**

**[00330]** To a solution of 6-bromo-8-methylquinazolin-2-amine (0.5 g, 2.1 mmol) in pyridine (5.0 mL) was added pyridine;hydrofluoride (11.0 g, 110.9 mmol, 10.0 mL) at  $-40^{\circ}\text{C}$ . The mixture was stirred at  $-40^{\circ}\text{C}$  for 15 min. Then tert-butyl nitrite (866 mg, 8.4 mmol, 999.1  $\mu\text{L}$ ) was added. The mixture was stirred at  $20^{\circ}\text{C}$  for 4 h. The reaction mixture was quenched by addition  $\text{NaHCO}_3$  (50.0 mL) to pH 7, and then diluted with ethyl acetate (20.0 mL  $\times$  3). The combined organic layers were washed with brine (20.0 mL  $\times$  3), dried over  $\text{Na}_2\text{SO}_4$ , filtered and concentrated under reduced pressure to give a residue. The residue was purified by column chromatography ( $\text{SiO}_2$ ) to afford 6-bromo-2-fluoro-8-methylquinazoline (130 mg, 534.5  $\mu\text{mol}$ , 25.4% yield).  $\text{M}+\text{H}^+ = 243.1$  (LCMS)

**Step 2:**

**[00331]** A mixture of 6-bromo-2-fluoro-8-methylquinazoline (130 mg, 539.2  $\mu\text{mol}$ ), 2-chloro-N-(6-methoxy-5-(4,4,5,5-tetramethyl-1,3,2-dioxaborolan-2-yl)pyridin-2-yl)benzenesulfonamide (229 mg, 539.2  $\mu\text{mol}$ ),  $\text{K}_2\text{CO}_3$  (223 mg, 1.6 mmol),  $\text{Pd}(\text{dppf})\text{Cl}_2$  (39 mg, 53.9  $\mu\text{mol}$ ) in dioxane (4.0 mL) and  $\text{H}_2\text{O}$  (0.4 mL) was degassed and purged with  $\text{N}_2$  for 3 times, and then the mixture was stirred at  $90^{\circ}\text{C}$  for 12 h under  $\text{N}_2$  atmosphere. The reaction mixture was concentrated under reduced pressure. The residue was purified by column chromatography ( $\text{SiO}_2$ ) to afford 2-chloro-N-(5-(2-fluoro-8-methylquinazolin-6-yl)-6-methoxypyridin-2-yl) benzenesulfonamide (130 mg, 181.3  $\mu\text{mol}$ , 33.6% yield).  $\text{M}+\text{H}^+ = 458.9$  (LCMS).

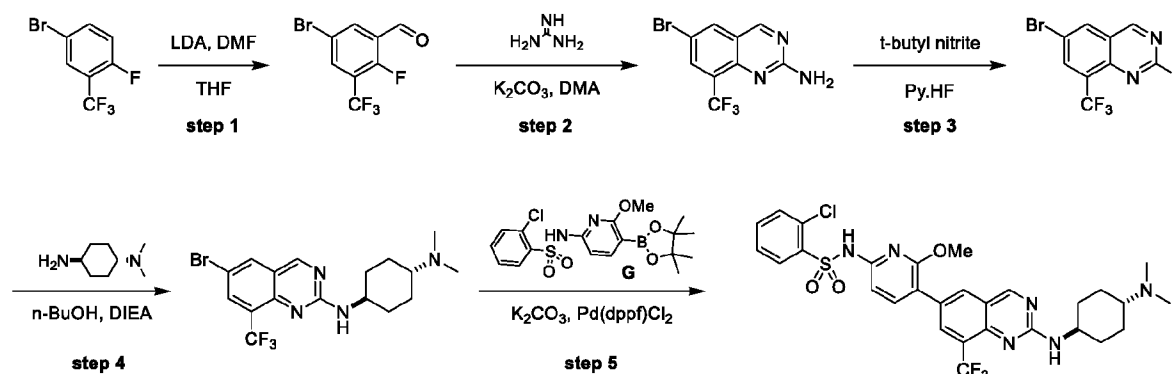
**Step 3:**

**[00332]** To a solution of 2-chloro-N-(5-(2-fluoro-8-methylquinazolin-6-yl)-6-methoxypyridin-2-yl) benzenesulfonamide (130 mg, 283.2  $\mu\text{mol}$ ) in n-BuOH (2.0 mL) was added DIEA (292



mg, 2.2 mmol, 394.7  $\mu$ L), (1*r*,4*r*)-N1,N1-dimethylcyclohexane-1,4-diamine (253 mg, 1.4 mmol, HCl). The mixture was stirred at 100°C for 12 h. The reaction mixture was concentrated under reduced pressure. The residue was purified by prep-HPLC (FA condition) to afford 2-chloro-N-(5-(2-(((1*r*,4*r*)-4-(dimethylamino)cyclohexyl)amino)-8-methylquinazolin-6-yl)-6-methoxy-pyridin-2-yl)benzenesulfonamide (25.7 mg, 39.9  $\mu$ mol, 14.1% yield, FA).  $M+H^+$  = 581.2 (LCMS);  $^1H$  NMR (400MHz, METHANOL- $d_4$ )  $\delta$  8.96 (s, 1H), 8.50 (br s, 1H), 8.37 - 8.31 (m, 1H), 7.73 - 7.58 (m, 5H), 7.57 - 7.51 (m, 1H), 6.65 (d,  $J$  = 7.9 Hz, 1H), 4.01 (br t,  $J$  = 11.7 Hz, 1H), 3.67 (s, 3H), 3.28 - 3.20 (m, 1H), 2.89 (s, 6H), 2.55 (s, 3H), 2.40 (br d,  $J$  = 12.1 Hz, 2H), 2.19 (br d,  $J$  = 11.6 Hz, 2H), 1.86 - 1.66 (m, 2H), 1.60 - 1.43 (m, 2H).

**Example 20: Synthesis of 2-chloro-N-(5-(2-(((1*r*,4*r*)-4-(dimethylamino)cyclohexyl)amino)-8-(trifluoromethyl)quinazolin-6-yl)-6-methoxy-pyridin-2-yl)benzenesulfonamide (135)**



**Step 1:**

**[00333]** To a solution of 4-bromo-1-fluoro-2-(trifluoromethyl)benzene (5.0 g, 20.5 mmol, 2.9 mL) in THF (50.0 mL) was added LDA (2 M, 13.3 mL) at -78°C. The mixture was stirred at -78°C for 1 hr. Then DMF (1.8 g, 24.6 mmol, 1.9 mL) was added and stirred for 1 h at -78°C. The mixture was poured into Sat  $NH_4Cl$  (20.0 mL) and extracted with ethyl acetate (20.0 mL  $\times$  3). The combined organic layers were washed with brine (20.0 mL  $\times$  3), dried over  $Na_2SO_4$ , filtered and concentrated under reduced pressure to give a residue. The residue was purified by column chromatography ( $SiO_2$ ) to afford 5-bromo-2-fluoro-3-(trifluoromethyl)benzaldehyde (4 g, 14.7 mmol, 71.7% yield).  $^1H$  NMR (CHLOROFORM- $d$ , 400 MHz):  $\delta$  10.35 (s, 1H), 8.19 (dd,  $J$  = 2.5, 5.4 Hz, 1H), 7.98 (dd,  $J$  = 2.1, 6.1 Hz, 1H)

**Step 2:**

**[00334]** To a solution of guanidine (1.3 g, 11.0 mmol,  $H_2CO_3$ ) and  $K_2CO_3$  (4.5 g, 33.2 mmol) in DMA (60.0 mL) was added a solution of 5-bromo-2-fluoro-3-(trifluoromethyl)benzaldehyde (3.0 g, 11.0 mmol) in DMA (9.0 mL). Then the mixture was stirred at 160°C for 1 h. The mixture was concentrated to get crude residue add  $H_2O$  (30.0 mL) and extracted with ethyl acetate (30.0 mL  $\times$  3). The combined organic layers were washed with brine (20.0 mL  $\times$  3),

dried over  $\text{Na}_2\text{SO}_4$ , filtered and concentrated under reduced pressure to give a residue. The residue was purified by column chromatography ( $\text{SiO}_2$ ) to afford 6-bromo-8-(trifluoromethyl)quinazolin-2-amine (1.6 g, 4.6 mmol, 42.0% yield).  $^1\text{H}$  NMR ( $\text{DMSO}-d_6$ , 400MHz)  $\delta$  9.19 (s, 1H), 8.34 (d,  $J = 2.2$  Hz, 1H), 8.12 (d,  $J = 2.0$  Hz, 1H), 7.42 (s, 2H).

**Step 3:**

**[00335]** To a solution of 6-bromo-8-(trifluoromethyl)quinazolin-2-amine (1.5 g, 5.1 mmol) in pyridine (13.0 mL) was added pyridine;hydrofluoride (28.6 g, 288.5 mmol, 26.0 mL) at  $-40^\circ\text{C}$ . The mixture was stirred at  $-40^\circ\text{C}$  for 15 min. Then tert-butyl nitrite (1.0 g, 10.2 mmol, 1.2 mL) was added. The mixture was stirred at  $20^\circ\text{C}$  for 12 h. The mixture was poured into ice water and adjusted pH = 7 with sat  $\text{NaHCO}_3$  extracted with ethyl acetate (50.0 mL  $\times$  3). The combined organic layers were washed with brine (20.0 mL  $\times$  3), dried over  $\text{Na}_2\text{SO}_4$ , filtered and concentrated under reduced pressure to give a residue. The residue was purified by column chromatography ( $\text{SiO}_2$ ) to afford 6-bromo-2-fluoro-8-(trifluoromethyl)quinazoline (1.0 g, 3.3 mmol, 64.9% yield).  $\text{M}+\text{H}^+ = 294.9$  (LCMS);

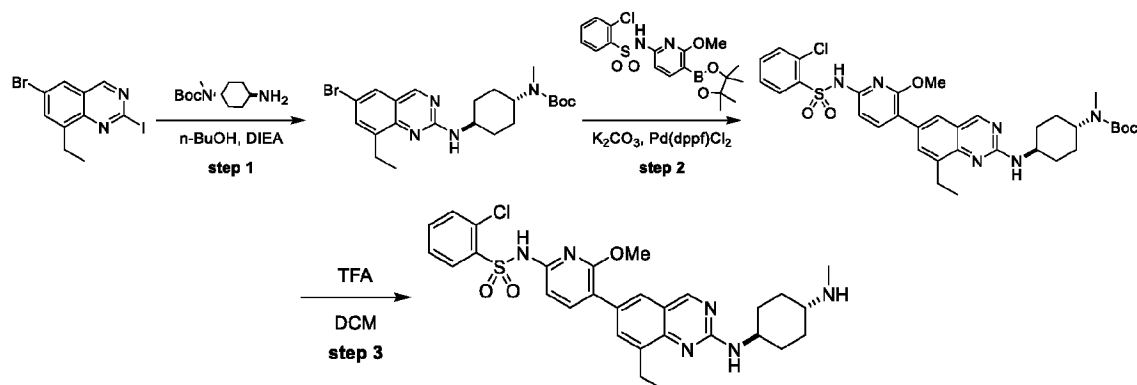
**Step 4:**

**[00336]** To a solution of 6-bromo-2-fluoro-8-(trifluoromethyl)quinazoline (0.5 g, 1.69 mmol) in n-BuOH (20.0 mL) were added (1r,4r)-N1,N1-dimethylcyclohexane-1,4-diamine (363 mg, 2.0 mmol, HCl). DIEA (1.1 g, 8.4 mmol, 1.4 mL). The mixture was stirred at  $100^\circ\text{C}$  for 4 h. The mixture was concentrated to get crude residue and added MTBE (20.0 mL). The mixture was stirred at  $25^\circ\text{C}$  for 1 h. Then the mixture was filtered to afford (1r,4r)-N1-(6-bromo-8-(trifluoromethyl)quinazolin-2-yl)-N4,N4-dimethylcyclohexane-1,4-diamine (0.4 g, crude).

**Step 5:**

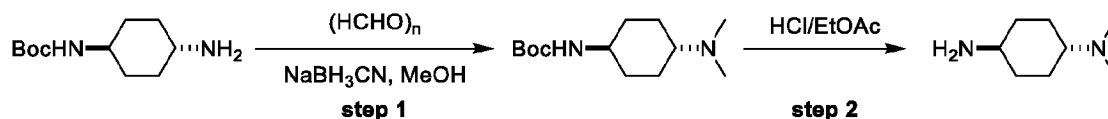
**[00337]** To a solution of (1r,4r)-N1-(6-bromo-8-(trifluoromethyl)quinazolin-2-yl)-N4,N4-dimethylcyclohexane-1,4-diamine (0.2 g, 479.3  $\mu\text{mol}$ ) and  $\text{K}_2\text{CO}_3$  (198 mg, 1.4 mmol) in dioxane (2.0 mL) and  $\text{H}_2\text{O}$  (0.2 mL) were added 2-chloro-N-(6-methoxy-5-(4,4,5,5-tetramethyl-1,3,2-dioxaborolan-2-yl)pyridin-2-yl)benzenesulfonamide (244 mg, 575.1  $\mu\text{mol}$ ) and  $\text{Pd}(\text{dppf})\text{Cl}_2$  (35 mg, 47.9  $\mu\text{mol}$ ). The mixture was stirred at  $90^\circ\text{C}$  for 12 h under  $\text{N}_2$ . The mixture was concentrated to get crude residue. The residue was purified by prep-HPLC (FA condition) to afford 2-chloro-N-(5-(2-(((1r,4r)-4-(dimethylamino)cyclohexyl)amino)-8-(trifluoromethyl)quinazolin-6-yl)-6-methoxypyridin-2-yl)benzenesulfonamide (144 mg, 207.0  $\mu\text{mol}$ , 43.2% yield, FA).  $\text{M}+\text{H}^+ = 635.2$  (LCMS);  $^1\text{H}$  NMR ( $\text{METHANOL}-d_4$ , 400MHz)  $\delta$  9.07 (br s, 1H), 8.55 (s, 1H), 8.36 - 8.29 (m, 1H), 8.15 (d,  $J = 1.3$  Hz, 1H), 8.02 (s, 1H), 7.70 (d,  $J = 8.1$  Hz, 1H), 7.64 - 7.56 (m, 2H), 7.56 - 7.49 (m, 1H), 6.66 (d,  $J = 7.9$  Hz, 1H), 3.91 (br s, 1H), 3.68 (s, 3H), 3.26 - 3.08 (m, 1H), 2.82 (br s, 6H), 2.39 (br s, 2H), 2.18 (br d,  $J = 8.3$  Hz, 2H), 1.80 - 1.59 (m, 2H), 1.56 - 1.39 (m, 2H).

**Example 21: Synthesis of 2-chloro-N-(5-(8-ethyl-2-(((1*r*,4*r*)-4-(methylamino)cyclohexyl)amino)quinazolin-6-yl)-6-methoxypyridin-2-yl)benzenesulfonamide (116)**



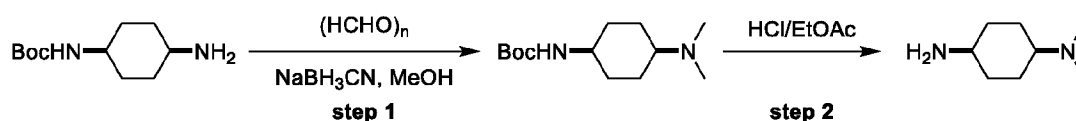
**[00338]** The title compound was synthesized according to the synthetic procedure reported for the preparation of 2-chloro-N-(5-(2-(((1*r*,4*r*)-4-(dimethylamino)cyclohexyl)amino)-8-(trifluoromethyl)quinazolin-6-yl)-6-methoxypyridin-2-yl)benzenesulfonamide (114 mg, FA).  $M+H^+ = 581.2$  (LCMS);  $^1H$  NMR (400MHz, METHANOL- $d_4$ )  $\delta$  8.96 (s, 1H), 8.54 (s, 1H), 8.33 (d,  $J = 7.3$  Hz, 1H), 7.70 - 7.63 (m, 3H), 7.62 - 7.56 (m, 2H), 7.56 - 7.49 (m, 1H), 6.65 (d,  $J = 7.9$  Hz, 1H), 4.06 - 3.91 (m, 1H), 3.67 (s, 3H), 3.18 - 2.99 (m, 3H), 2.74 (s, 3H), 2.45 - 2.16 (m, 4H), 1.64 - 1.43 (m, 4H), 1.32 (t,  $J = 7.5$  Hz, 3H).

**Example 21A: Synthesis of (1*r*,4*r*)-N1,N1-dimethylcyclohexane-1,4-diamine**



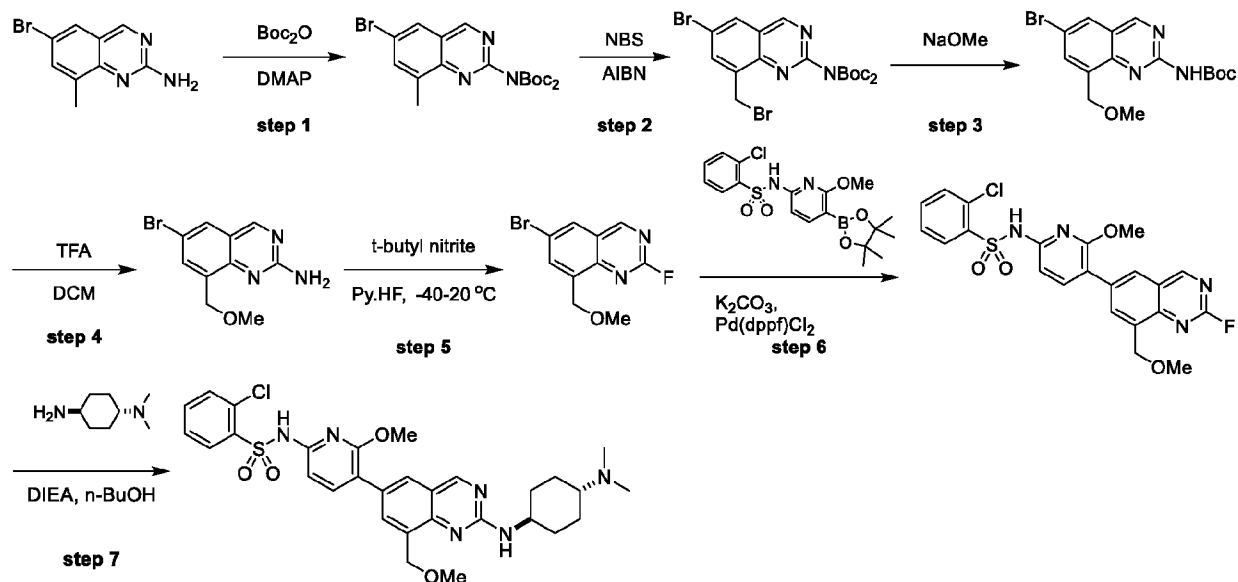
**[00339]** The title compound was synthesized according to the synthetic procedure reported for the preparation of N1,N1-dimethylbicyclo[2.2.2]octane-1,4-diamine (8.3 g, 46.4 mmol, 99.6% yield, HCl).  $^1H$  NMR (400MHz, DMSO- $d_6$ )  $\delta$  11.02 (br s, 1H), 8.31 (br s, 3H), 3.62 - 3.36 (m, 1H), 3.15 - 3.03 (m, 1H), 2.96 (br d,  $J = 4.0$  Hz, 1H), 2.65 (d,  $J = 4.9$  Hz, 6H), 2.09 (br s, 4H), 1.65 - 1.31 (m, 4H).

**Example 21B: Synthesis of (1*s*,4*s*)-N1,N1-dimethylcyclohexane-1,4-diamine**



**[00340]** The title compound was synthesized according to the synthetic procedure reported for the preparation of N1,N1-dimethylbicyclo[2.2.2]octane-1,4-diamine (1.7 g, crude, HCl).  $^1H$  NMR (400MHz, METHANOL- $d_4$ )  $\delta$  3.53 (br s, 1H), 3.41 - 3.33 (m, 1H), 2.89 (s, 6H), 2.13 - 1.88 (m, 9H).

**Example 22: Synthesis 2-chloro-N-(5-(2-(((1*r*,4*r*)-4-(dimethylamino)cyclohexyl)amino)-8-(methoxymethyl)quinazolin-6-yl)-6-methoxypyridin-2-yl)benzenesulfonamide (137)**



**Step 1:**

**[00341]** To a solution of 6-bromo-8-methylquinazolin-2-amine (6.6 g, 27.8 mmol) in  $\text{Boc}_2\text{O}$  (100.0 mL) was added DMAP (3.4 g, 27.8 mmol). The mixture was stirred at  $100^\circ\text{C}$  for 12 h. The reaction mixture was concentrated under reduced pressure to give a residue. The residue was purified by column chromatography ( $\text{SiO}_2$ ) to afford tert-butyl N-(6-bromo-8-methylquinazolin-2-yl)-N-tert-butoxycarbonyl-carbamate (4.1 g, 6.6 mmol, 24.0% yield).  $^1\text{H}$  NMR (400MHz,  $\text{DMSO}-d_6$ )  $\delta$  9.59 (s, 1H), 8.33 (d,  $J = 1.8$  Hz, 1H), 8.12 - 8.06 (m, 1H), 2.63 (s, 3H), 1.39 (s, 22H).

**Step 2:**

**[00342]** To a solution of tert-butyl N-(6-bromo-8-methylquinazolin-2-yl)-N-tert-butoxycarbonyl-carbamate (3.5 g, 8.1 mmol) and NBS (4.3 g, 24.5 mmol) in ACN (90.0 mL) was added AIBN (1.3 g, 8.1 mmol). The mixture was stirred at  $90^\circ\text{C}$  for 12 h. The reaction mixture was concentrated under reduced pressure to give a residue. The residue was purified by column chromatography ( $\text{SiO}_2$ ) to afford tert-butyl N-[6-bromo-8-(bromomethyl)quinazolin-2-yl]-N-tert-butoxycarbonyl-carbamate (2.3 g, 3.1 mmol, 38.1% yield).

**Step 3:**

**[00343]** To a solution of tert-butyl N-[6-bromo-8-(bromomethyl)quinazolin-2-yl]-N-tert-butoxycarbonyl-carbamate (0.5 g, 966.7  $\mu\text{mol}$ ) in NaOMe (10.0 mL, 30% solution) was stirred at  $30^\circ\text{C}$  for 12 h. The reaction mixture was added into  $\text{H}_2\text{O}$  (10 mL), then was filtered and the solid was desired tert-butyl N-[6-bromo-8-(methoxymethyl)quinazolin-2-yl]carbamate (0.3 g, crude).

**Step 4:**

**[00344]** To a solution of tert-butyl N-[6-bromo-8-(methoxymethyl)quinazolin-2-yl]carbamate (0.3 g, 814.7  $\mu\text{mol}$ ) in HCl/EtOAc (10.0 mL, 4M) was stirred at 25°C for 0.5 h. The reaction mixture was concentrated under reduced pressure. The residue was added DCM (10.0 mL) and TFA (4.0 mL). The mixture was stirred at 25°C for 4 h. The reaction mixture was concentrated under reduced pressure. The reaction mixture was quenched by addition NaHCO<sub>3</sub> (9.0 mL), and then extracted with ethyl acetate (3.0 mL  $\times$  3). The combined organic layers were washed with brine (3.0 mL  $\times$  3), dried over Na<sub>2</sub>SO<sub>4</sub>, filtered and concentrated under reduced pressure to give 6-bromo-8-(methoxymethyl)quinazolin-2-amine (200 mg, crude).

**Step 5:**

**[00345]** To a solution of 6-bromo-8-(methoxymethyl)quinazolin-2-amine (170 mg, 634.0  $\mu\text{mol}$ ) in pyridine (2.0 mL) was added pyridine;hydrofluoride (4.4 g, 44.4 mmol, 4.0 mL) at -40 °C. The mixture was stirred at -40 °C for 15 min. Then tert-butyl nitrite (261 mg, 2.5 mmol, 301.6  $\mu\text{L}$ ) was added. The mixture was stirred at 20°C for 1 h. The reaction mixture was quenched by addition NaHCO<sub>3</sub> (5.0 mL) to pH 7, and then diluted with ethyl acetate (3.0 mL  $\times$  3). The combined organic layers were washed with brine (3.0 mL  $\times$  3), dried over Na<sub>2</sub>SO<sub>4</sub>, filtered and concentrated under reduced pressure to give a residue. The residue was purified by column chromatography (SiO<sub>2</sub>) to afford 6-bromo-2-fluoro-8-(methoxymethyl)quinazoline (100 mg).  $M+H^+ = 271.0$  (LCMS).

**Step 6:**

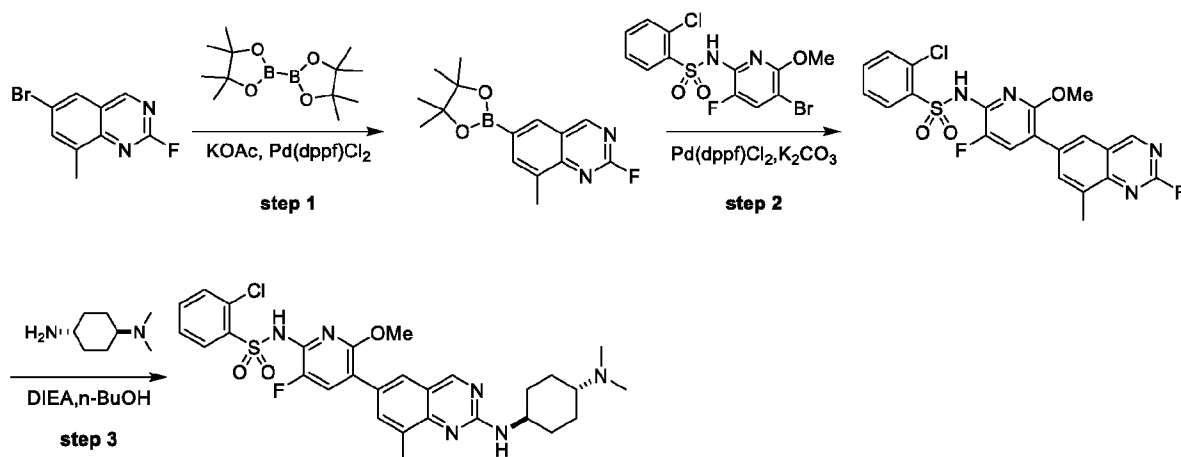
**[00346]** A mixture of 6-bromo-2-fluoro-8-(methoxymethyl)quinazoline (100 mg, 368.8  $\mu\text{mol}$ ), 2-chloro-N-(6-methoxy-5-(4,4,5,5-tetramethyl-1,3,2-dioxaborolan-2-yl)pyridin-2-yl)benzenesulfonamide (172 mg, 405.7  $\mu\text{mol}$ ), K<sub>2</sub>CO<sub>3</sub> (152 mg, 1.1 mmol), Pd(dppf)Cl<sub>2</sub> (26 mg, 36.8  $\mu\text{mol}$ ) in dioxane (2.0 mL) and H<sub>2</sub>O (0.2 mL) was degassed and purged with N<sub>2</sub> for 3 times, and then the mixture was stirred at 90°C for 12 h under N<sub>2</sub> atmosphere. The reaction mixture was concentrated under reduced pressure. The residue was purified by prep-TLC (SiO<sub>2</sub>) to afford 2-chloro-N-(5-(2-fluoro-8-(methoxymethyl)quinazolin-6-yl)-6-methoxypyridin-2-yl)benzenesulfonamide (0.1 g, 188.1  $\mu\text{mol}$ , 51.0% yield).  $M+H^+ = 489.0$  (LCMS).

**Step 7:**

**[00347]** To a solution of 2-chloro-N-(5-(2-fluoro-8-(methoxymethyl)quinazolin-6-yl)-6-methoxypyridin-2-yl)benzenesulfonamide (100 mg, 204.5  $\mu\text{mol}$ ) in n-BuOH (2.0 mL) was added DIEA (158 mg, 1.2 mmol, 213.7  $\mu\text{L}$ ) and (1*r*,4*r*)-N1,N1-dimethylcyclohexane-1,4-diamine (73 mg, 409.0  $\mu\text{mol}$ , HCl). The mixture was stirred at 100°C for 12 h. The reaction mixture was concentrated under reduced pressure. The residue was purified by prep-HPLC (FA condition) to afford 2-chloro-N-(5-(2-(((1*r*,4*r*)-4-(dimethylamino)cyclohexyl)amino)-8-(methoxymethyl)quinazolin-6-yl)-6-methoxypyridin-2-yl)benzenesulfonamide (33.3 mg, 44.8

umol, 21.9% yield, FA).  $M+H^+ = 611.2$  (LCMS);  $^1H$  NMR (400MHz, METHANOL- $d_4$ )  $\delta$  8.95 (s, 1H), 8.43 (br s, 1H), 8.34 - 8.23 (m, 1H), 7.84 (d,  $J = 2.0$  Hz, 1H), 7.72 (d,  $J = 2.0$  Hz, 1H), 7.63 (d,  $J = 7.9$  Hz, 1H), 7.59 - 7.54 (m, 2H), 7.53 - 7.45 (m, 1H), 6.63 (d,  $J = 7.9$  Hz, 1H), 3.94 (tt,  $J = 3.8, 11.5$  Hz, 1H), 3.64 (s, 3H), 3.46 (s, 3H), 3.29 - 3.19 (m, 1H), 2.87 (s, 5H), 2.36 (br d,  $J = 12.1$  Hz, 2H), 2.23 - 2.12 (m, 2H), 1.81 - 1.62 (m, 2H), 1.55 - 1.36 (m, 2H);  $^1H$  NMR (400MHz, DMSO- $d_6$ )  $\delta$  9.06 (br s, 1H), 8.29 - 8.15 (m, 2H), 7.75 (dd,  $J = 2.0, 9.7$  Hz, 2H), 7.64 - 7.47 (m, 4H), 7.37 (br s, 1H), 6.53 (br d,  $J = 7.9$  Hz, 1H), 4.80 (s, 2H), 3.76 (br s, 1H), 3.48 (s, 3H), 3.39 (s, 3H), 2.74 - 2.62 (m, 1H), 2.48 (br s, 6H), 2.14 (br s, 2H), 1.96 (br d,  $J = 8.9$  Hz, 2H), 1.56 - 1.20 (m, 4H).

**Example 23: Synthesis of 2-chloro-N-(5-(2-(((1r,4r)-4-(dimethylamino)cyclohexyl)amino)-8-methylquinazolin-6-yl)-3-fluoro-6-methoxypyridin-2-yl)benzenesulfonamide (145)**



**Step 1:**

**[00348]** A mixture of 6-bromo-2-fluoro-8-methylquinazoline (500 mg, 2.0 mmol), 4,4,4',4',5,5,5'-octamethyl-2,2'-bi(1,3,2-dioxaborolane) (632 mg, 2.4 mmol), KOAc (610 mg, 6.22 mmol), Pd(dppf)Cl<sub>2</sub> (151 mg, 207.4  $\mu$ mol) in dioxane (20.0 mL) was degassed and purged with N<sub>2</sub> for 3 times, and then the mixture was stirred at 90°C for 12 h under N<sub>2</sub> atmosphere. The reaction mixture was concentrated under reduced pressure. The residue was purified by column chromatography (SiO<sub>2</sub>) to afford 2-fluoro-8-methyl-6-(4,4,5,5-tetramethyl-1,3,2-dioxaborolan-2-yl)quinazoline (590 mg, 1.9 mmol, 95.7% yield).  $M+H^+ = 289.2$  (LCMS).

**Step 2:**

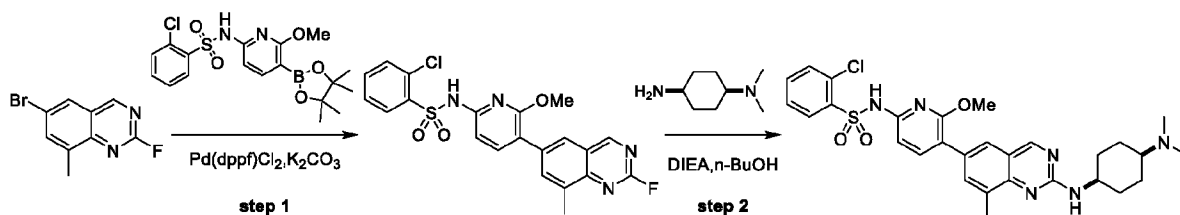
**[00349]** A mixture of 2-fluoro-8-methyl-6-(4,4,5,5-tetramethyl-1,3,2-dioxaborolan-2-yl)quinazoline (349 mg, 1.2 mmol), N-(5-bromo-3-fluoro-6-methoxypyridin-2-yl)-2-chlorobenzenesulfonamide (400 mg, 1.0 mmol), K<sub>2</sub>CO<sub>3</sub> (419 mg, 3.0 mmol), Pd(dppf)Cl<sub>2</sub> (73 mg, 101  $\mu$ mol) in dioxane (15.0 mL) and H<sub>2</sub>O (1.5 mL) was degassed and purged with N<sub>2</sub> for 3 times, and then the mixture was stirred at 90°C for 12 h under N<sub>2</sub> atmosphere. The reaction mixture was concentrated under reduced pressure. The residue was purified by column

chromatography (SiO<sub>2</sub>) to afford 2-chloro-N-(3-fluoro-5-(2-fluoro-8-methylquinazolin-6-yl)-6-methoxypyridin-2-yl)benzenesulfonamide (450 mg, 802  $\mu$ mol, 79.3% yield).  $M+H^+$  = 477.2 (LCMS).

### Step 3:

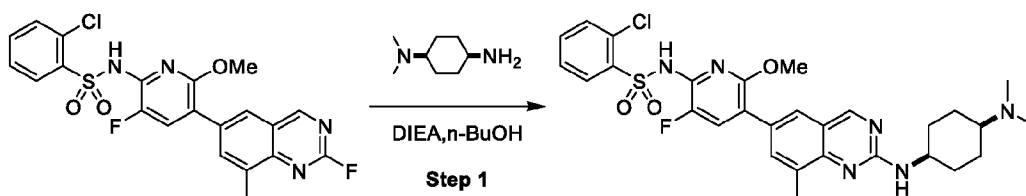
**[00350]** To a solution of (1*r*,4*r*)-N1,N1-dimethylcyclohexane-1,4-diamine (281 mg, 1.5 mmol, HCl) in *n*-BuOH (7.0 mL) was added DIEA (325 mg, 2.5 mmol, 438.3  $\mu$ L) and 2-chloro-N-(3-fluoro-5-(2-fluoro-8-methylquinazolin-6-yl)-6-methoxypyridin-2-yl)benzenesulfonamide (150 mg, 314.5  $\mu$ mol). The mixture was stirred at 100°C for 24 h. The reaction mixture was concentrated under reduced pressure. The residue was purified by prep-HPLC (FA condition) to afford 2-chloro-N-(5-(2-(((1*r*,4*r*)-4-(dimethylamino)cyclohexyl)amino)-8-methylquinazolin-6-yl)-3-fluoro-6-methoxypyridin-2-yl)benzenesulfonamide (54.9 mg, 82.9  $\mu$ mol, 26.3% yield, FA).  $M+H^+$  = 599.2 (LCMS); <sup>1</sup>H NMR (400MHz, DMSO-*d*<sub>6</sub>)  $\delta$  9.00 (br s, 1H), 8.19 - 8.09 (m, 2H), 7.67 (br d, *J* = 7.7 Hz, 2H), 7.36 (br d, *J* = 7.6 Hz, 4H), 7.27 (br s, 1H), 3.82 (br s, 1H), 3.22 (s, 3H), 3.09 (br s, 1H), 2.70 (s, 6H), 2.46 (s, 3H), 2.19 (br s, 2H), 2.01 (br d, *J* = 11.7 Hz, 2H), 1.64 - 1.47 (m, 2H), 1.36 (q, *J* = 11.5 Hz, 2H).

### Example 24: Synthesis of 2-chloro-N-(5-(2-(((1*s*,4*s*)-4-(dimethylamino)cyclohexyl)amino)-8-methylquinazolin-6-yl)-3-fluoro-6-methoxypyridin-2-yl)benzenesulfonamide (139)



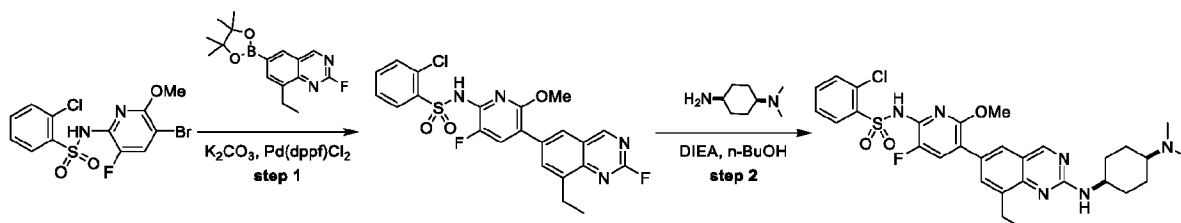
**[00351]** The title compound was synthesized according to the synthetic procedure reported for the preparation of 2-chloro-N-(5-(2-(((1*r*,4*r*)-4-(dimethylamino)cyclohexyl)amino)-8-methylquinazolin-6-yl)-3-fluoro-6-methoxypyridin-2-yl)benzenesulfonamide (64.6 mg, 100.7  $\mu$ mol, 29.6% yield, FA).  $M+H^+$  = 581.1 (LCMS); <sup>1</sup>H NMR (400MHz, METHANOL-*d*<sub>4</sub>)  $\delta$  8.95 (s, 1H), 8.55 (br s, 1H), 8.30 (d, *J* = 7.6 Hz, 1H), 7.71 - 7.53 (m, 5H), 7.53 - 7.44 (m, 1H), 6.61 (d, *J* = 7.9 Hz, 1H), 4.28 (br s, 1H), 3.63 (s, 3H), 3.25 - 3.10 (m, 1H), 2.82 (s, 6H), 2.51 (s, 3H), 2.28 (br d, *J* = 12.8 Hz, 2H), 2.00 - 1.67 (m, 6H).

### Example 25: Synthesis of 2-chloro-N-(5-(2-(((1*s*,4*s*)-4-(dimethylamino)cyclohexyl)amino)-8-methylquinazolin-6-yl)-3-fluoro-6-methoxypyridin-2-yl)benzenesulfonamide (147)



**[00352]** The title compound was synthesized according to the synthetic procedure reported for the preparation of 2-chloro-N-(5-(2-(((1*r*,4*r*)-4-(dimethylamino)cyclohexyl)amino)-8-methylquinazolin-6-yl)-3-fluoro-6-methoxypyridin-2-yl)benzenesulfonamide (72.4 mg, 111.1  $\mu$ mol, 35.3% yield, FA).  $M+H^+$  = 599.1 (LCMS);  $^1H$  NMR (400MHz, DMSO- $d_6$ )  $\delta$  9.03 (s, 1H), 8.18 - 8.11 (m, 2H), 7.68 (s, 2H), 7.43 - 7.37 (m, 3H), 7.36 (br d,  $J$  = 2.6 Hz, 1H), 4.21 (br s, 1H), 3.22 (s, 3H), 3.11 (br s, 1H), 2.77 - 2.62 (m, 6H), 2.46 (s, 3H), 2.07 (br d,  $J$  = 12.1 Hz, 2H), 1.94 - 1.54 (m, 6H).

**Example 26: Synthesis of 2-chloro-N-(5-(2-(((1*s*,4*s*)-4-(dimethylamino)cyclohexyl)amino)-8-ethylquinazolin-6-yl)-3-fluoro-6-methoxypyridin-2-yl)benzenesulfonamide (142)**



**Step 1:**

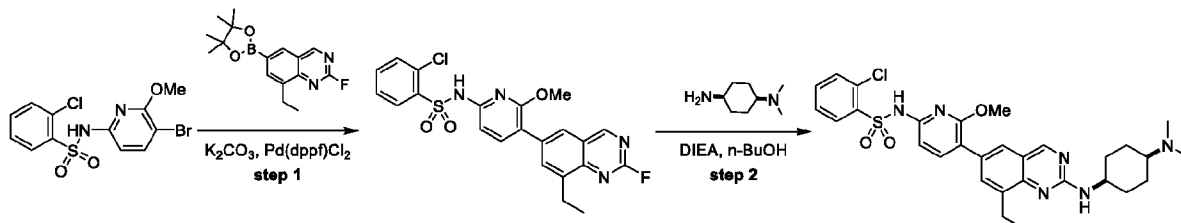
**[00353]** A mixture of 8-ethyl-2-fluoro-6-(4,4,5,5-tetramethyl-1,3,2-dioxaborolan-2-yl)quinazoline (100 mg, 331  $\mu$ mol), N-(5-bromo-3-fluoro-6-methoxypyridin-2-yl)-2-chlorobenzenesulfonamide (131 mg, 331  $\mu$ mol),  $K_2CO_3$  (69 mg, 496.4  $\mu$ mol) and  $Pd(dppf)Cl_2$  (24 mg, 33.1  $\mu$ mol) in dioxane (15.0 mL) and  $H_2O$  (1.5 mL) was degassed and purged with  $N_2$  for 3 times, and then the mixture was stirred at 90°C for 12 h under  $N_2$  atmosphere. The reaction was concentrated to give a residue. The residue was purified by prep-TLC ( $SiO_2$ ) to afford 2-chloro-N-(5-(8-ethyl-2-fluoroquinazolin-6-yl)-3-fluoro-6-methoxypyridin-2-yl)benzenesulfonamide (90 mg, 47.7  $\mu$ mol, 14.4% yield).  $M+H^+$  = 491.0 (LCMS).

**Step 2:**

**[00354]** To a solution of 2-chloro-N-(5-(8-ethyl-2-fluoroquinazolin-6-yl)-3-fluoro-6-methoxypyridin-2-yl)benzenesulfonamide (90 mg, 183.3  $\mu$ mol) in n-BuOH (4.0 mL) was added DIEA (190 mg, 1.5 mmol, 255.5  $\mu$ L) and (1*s*,4*s*)-N1,N1-dimethylcyclohexane-1,4-diamine (131 mg, 733.3  $\mu$ mol, HCl). The mixture was stirred at 120°C for 12 h. The reaction was concentrated to give a residue. The residue was purified by prep-HPLC (FA condition) to afford 2-chloro-N-(5-(2-(((1*s*,4*s*)-4-(dimethylamino)cyclohexyl)amino)-8-ethylquinazolin-6-yl)-3-fluoro-6-methoxypyridin-2-yl)benzenesulfonamide (60.3 mg, 85.3  $\mu$ mol, 46.5% yield, FA).  $M+H^+$  = 613.2 (LCMS);  $^1H$  NMR (400MHz, DMSO- $d_6$ )  $\delta$  9.04 (s, 1H), 8.19 - 8.12 (m, 1H), 7.68 (d,  $J$  = 2.9 Hz, 2H), 7.44 - 7.33 (m, 5H), 4.18 (br s, 1H), 3.23 (s, 3H), 3.10 (br s, 1H), 2.95 (q,  $J$  = 7.4 Hz, 2H), 2.74 - 2.65 (m, 6H), 2.08 (br d,  $J$  = 13.1 Hz, 2H), 1.92 - 1.58 (m, 6H), 1.24 (t,  $J$  = 7.5 Hz, 3H).

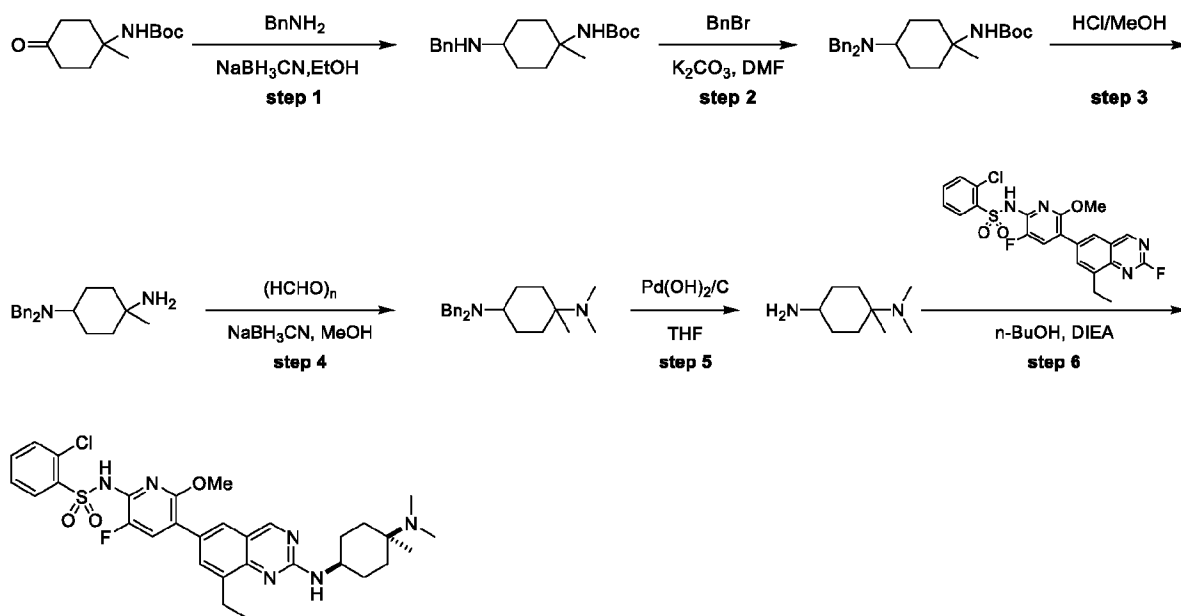


**Example 27: Synthesis of 2-chloro-N-(5-(2-(((1s,4s)-4-(dimethylamino)cyclohexyl)amino)-8-ethylquinazolin-6-yl)-6-methoxypyridin-2-yl)benzenesulfonamide (141)**



**[00355]** The title compound was synthesized according to the synthetic procedure reported for the preparation of 2-chloro-N-(5-(2-(((1s,4s)-4-(dimethylamino)cyclohexyl)amino)-8-ethylquinazolin-6-yl)-3-fluoro-6-methoxypyridin-2-yl)benzenesulfonamide. (51.8 mg, 74.5  $\mu$ mol, 17.6% yield, FA).  $M+H^+$  = 595.1 (LCMS);  $^1H$  NMR (400MHz, METHANOL- $d_4$ )  $\delta$  8.97 (s, 1H), 8.42 (s, 1H), 8.34 - 8.27 (m, 1H), 7.70 - 7.46 (m, 6H), 6.63 (d,  $J$  = 7.9 Hz, 1H), 4.28 (br t,  $J$  = 2.9 Hz, 1H), 3.65 (s, 3H), 3.33 (t, 1H), 3.02 (q,  $J$  = 7.5 Hz, 2H), 2.87 (s, 6H), 2.30 (br d,  $J$  = 13.0 Hz, 2H), 2.02 - 1.71 (m, 6H), 1.28 (t,  $J$  = 7.4 Hz, 3H).

**Example 28: Synthesis of 2-chloro-N-(5-(2-(((1s,4s)-4-(dimethylamino)-4-methylcyclohexyl)amino)-8-ethylquinazolin-6-yl)-3-fluoro-6-methoxypyridin-2-yl)benzenesulfonamide (144)**



**Step 1:**

**[00356]** To a solution of tert-butyl (1-methyl-4-oxocyclohexyl)carbamate (900 mg, 4 mmol) in EtOH (20.0 mL) was added phenylmethanamine (509 mg, 4.7 mmol, 517.9  $\mu$ L) and AcOH (238 mg, 4 mmol, 226.5  $\mu$ L) at 0°C. The resulting mixture was stirred at 0°C for 15 min. Follow by successive addition of  $NaBH_3CN$  (498 mg, 7.9 mmol), the mixture was stirred at 20°C for 12 h. The reaction was concentrated to give a residue. The residue was dissolved in saturated aqueous

NaHCO<sub>3</sub> (20.0 mL) and extracted with ethyl acetate (20.0 mL × 3). The combined organic phase was dried over anhydrous Na<sub>2</sub>SO<sub>4</sub>, filtered and concentrated to give tert-butyl (4-(benzylamino)-1-methylcyclohexyl)carbamate (1.3 g, crude).

**Step 2:**

**[00357]** To a solution of tert-butyl (4-(benzylamino)-1-methylcyclohexyl)carbamate (1.2 g, 3.7 mmol) in DMF (20.0 mL) was added K<sub>2</sub>CO<sub>3</sub> (1.6 g, 11.3 mmol) and bromomethylbenzene (773 mg, 4.5 mmol, 537.1 uL). The mixture was stirred at 40°C for 12 h. The reaction was quenched with H<sub>2</sub>O (30.0 mL) and extracted with ethyl acetate (20 mL × 3). The combined organic was washed with brine (20 mL × 3), dried over anhydrous Na<sub>2</sub>SO<sub>4</sub>, filtered and concentrated to give a residue. The residue was purified by flash silica gel chromatography (SiO<sub>2</sub>) to afford tert-butyl (4-(dibenzylamino)-1-methylcyclohexyl)carbamate (1.5 g, 3.4 mmol, 90% yield). <sup>1</sup>H NMR (400MHz, CHLOROFORM-*d*) δ 7.42 - 7.35 (m, 4H), 7.34 - 7.29 (m, 4H), 7.26 - 7.19 (m, 2H), 3.69 - 3.63 (m, 4H), 2.60 - 2.46 (m, 1H), 2.13 (br d, *J* = 11.9 Hz, 1H), 1.94 (br d, *J* = 9.3 Hz, 1H), 1.84 - 1.66 (m, 2H), 1.61 - 1.50 (m, 3H), 1.47 - 1.39 (m, 9H), 1.36 - 1.24 (m, 4H).

**Step 3:**

**[00358]** The mixture of tert-butyl (4-(dibenzylamino)-1-methylcyclohexyl)carbamate (500 mg, 1.2 mmol) in HCl/MeOH(4M, 10.0 mL) was stirred at 20°C for 1 h. The reaction was concentrated to give N<sup>1</sup>,N<sup>1</sup>-dibenzyl-4-methylcyclohexane-1,4-diamine (400 mg, crude, HCl).

**Step 4:**

**[00359]** To a solution of N<sup>1</sup>,N<sup>1</sup>-dibenzyl-4-methylcyclohexane-1,4-diamine (350 mg, 1 mmol, HCl) in MeOH (10.0 mL) was added TEA to basify pH to 7 and then (HCHO)<sub>n</sub> (274 mg, 3 mmol) was added. AcOH (61 mg, 1 mmol, 58 uL) was added to adjust pH to 5 and then the mixture was stirred at 60°C for 2 h. NaBH<sub>3</sub>CN (255 mg, 4.1 mmol) was added and the mixture was stirred at 60°C for 12 h. The reaction was concentrated to give a residue. The residue was dissolved in saturated NaHCO<sub>3</sub> (10.0 mL) and extracted with ethyl acetate (10.0 mL × 3). The combined organic phase was dried over anhydrous Na<sub>2</sub>SO<sub>4</sub>, filtered and concentrated to give N<sup>4</sup>,N<sup>4</sup>-dibenzyl-N<sup>1</sup>,N<sup>1</sup>,1-trimethylcyclohexane-1,4-diamine (330 mg, crude).

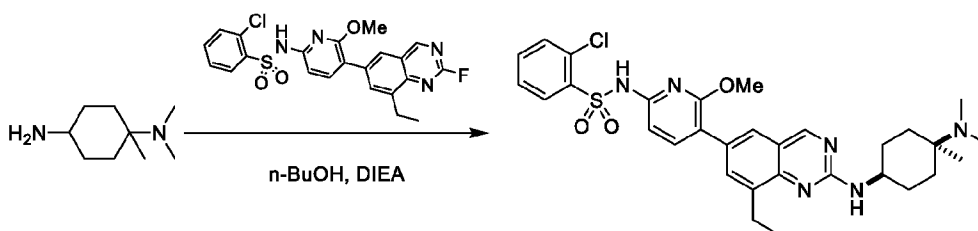
**Step 5:**

**[00360]** To a solution of N<sup>4</sup>,N<sup>4</sup>-dibenzyl-N<sup>1</sup>,N<sup>1</sup>,1-trimethylcyclohexane-1,4-diamine (330 mg, 980.6 umol) in THF (10.0 mL) and AcOH (0.1 mL) was added Pd(OH)<sub>2</sub>/C (400 mg, 980.6 umol, 10% Pd basis) under N<sub>2</sub> atmosphere. The suspension was degassed and purged with H<sub>2</sub> for 3 times. The mixture was stirred under H<sub>2</sub> (50 Psi) at 50°C for 12 h. The reaction was filtered and concentrated to give N<sup>1</sup>,N<sup>1</sup>,1-trimethylcyclohexane-1,4-diamine (150 mg, crude).

**Step 6:**

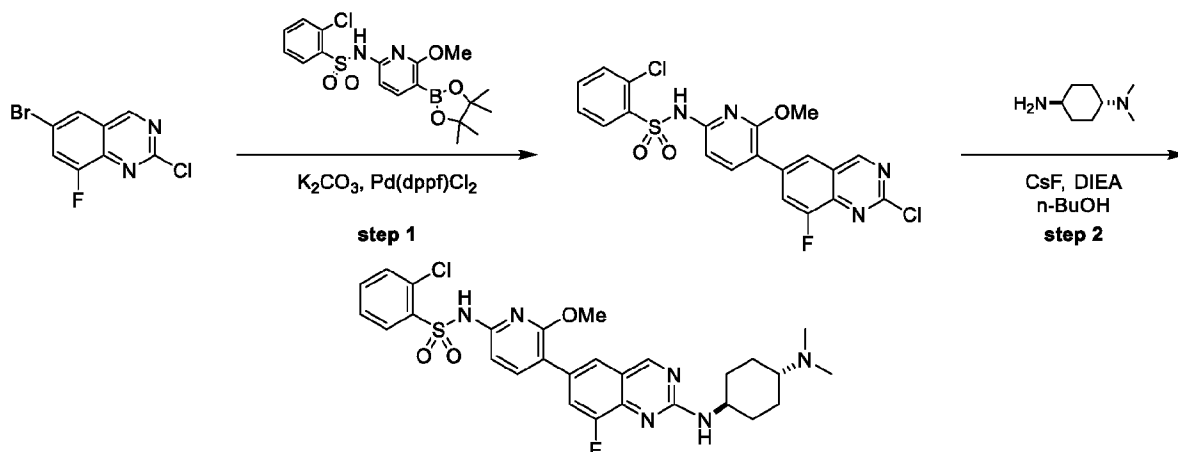
**[00361]** To a solution of 2-chloro-N-(5-(8-ethyl-2-fluoroquinazolin-6-yl)-3-fluoro-6-methoxypyridin-2-yl)benzenesulfonamide (30 mg, 61.1  $\mu\text{mol}$ ) in n-BuOH (3.0 mL) was added DIEA (63 mg, 488.9  $\mu\text{mol}$ , 85.2  $\mu\text{L}$ ) and  $N^1,N^1,1$ -trimethylcyclohexane-1,4-diamine (38 mg, 244.4  $\mu\text{mol}$ ). The mixture was stirred at 120°C for 12 h. The reaction was concentrated to give a residue. The residue was purified by prep-HPLC (FA condition) to afford 2-chloro-N-(5-(2-(((1s,4s)-4-(dimethylamino)-4-methylcyclohexyl)amino)-8-ethylquinazolin-6-yl)-3-fluoro-6-methoxypyridin-2-yl)benzenesulfonamide (3.7 mg, 5.4  $\mu\text{mol}$ , 8.9% yield, FA).  $M+H^+ = 627.3$  (LCMS);  $^1\text{H}$  NMR (400MHz, METHANOL- $d_4$ )  $\delta$  8.98 (br s, 1H), 8.53 (br s, 1H), 8.32 (br d,  $J = 7.8$  Hz, 1H), 7.69 (s, 2H), 7.62 - 7.47 (m, 4H), 4.16 (br s, 1H), 3.46 (s, 3H), 3.03 (q,  $J = 7.4$  Hz, 2H), 2.85 (s, 6H), 2.13 - 1.92 (m, 6H), 1.86 (br d,  $J = 5.7$  Hz, 2H), 1.41 (s, 3H), 1.29 (br t,  $J = 7.4$  Hz, 3H);  $^1\text{H}$  NMR (400MHz, DMSO- $d_6$ )  $\delta$  8.98 (s, 1H), 8.18 - 8.12 (m, 1H), 7.66 (s, 2H), 7.44 - 7.32 (m, 4H), 3.99 (br s, 1H), 3.31 (s, 3H), 2.96 (q,  $J = 7.5$  Hz, 2H), 2.51 (br s, 6H), 2.01 - 1.75 (m, 6H), 1.58 - 1.47 (m, 2H), 1.24 (t,  $J = 7.5$  Hz, 3H), 1.13 (s, 3H).

**Example 29: Synthesis of 2-chloro-N-(5-(2-(((1s,4s)-4-(dimethylamino)-4-methylcyclohexyl)amino)-8-ethylquinazolin-6-yl)-6-methoxypyridin-2-yl)benzenesulfonamide (143)**



**[00362]** The title compound was synthesized according to the synthetic procedure reported for the preparation of 2-chloro-N-(5-(2-(((1s,4s)-4-(dimethylamino)-4-methylcyclohexyl)amino)-8-ethylquinazolin-6-yl)-3-fluoro-6-methoxypyridin-2-yl)benzenesulfonamide (6.4 mg, 9.4% yield).  $M+H^+ = 609.3$  (LCMS);  $^1\text{H}$  NMR (400MHz, METHANOL- $d_4$ )  $\delta$  8.94 (s, 1H), 8.33 - 8.27 (m, 1H), 7.64 (dd,  $J = 1.9, 13.4$  Hz, 2H), 7.60 (d,  $J = 8.1$  Hz, 1H), 7.58 - 7.54 (m, 2H), 7.52 - 7.46 (m, 1H), 6.60 (d,  $J = 7.9$  Hz, 1H), 4.10 (br t,  $J = 5.3$  Hz, 1H), 3.62 (s, 3H), 3.02 (q,  $J = 7.5$  Hz, 2H), 2.68 - 2.59 (m, 6H), 2.06 - 1.89 (m, 6H), 1.73 - 1.62 (m, 2H), 1.31 - 1.22 (m, 6H).

**Example 30: Synthesis of 2-chloro-N-(5-(2-(((1r,4r)-4-(dimethylamino)cyclohexyl)amino)-8-fluoroquinazolin-6-yl)-6-methoxypyridin-2-yl)benzenesulfonamide (148)**

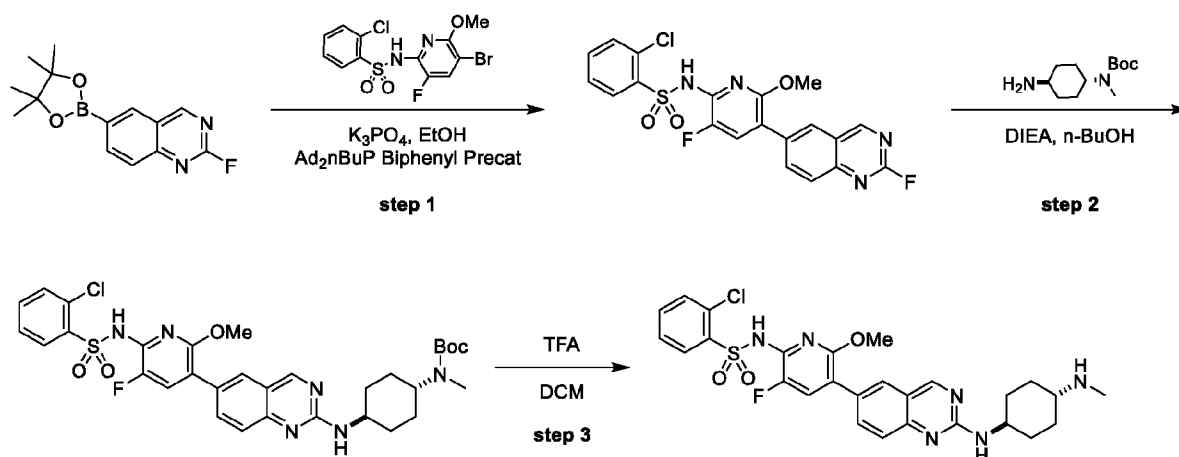
**Step 1:**

**[00363]** A mixture of 6-bromo-2-chloro-8-fluoroquinazoline (90 mg, 344.2  $\mu\text{mol}$ ), 2-chloro-N-(6-methoxy-5-(4,4,5,5-tetramethyl-1,3,2-dioxaborolan-2-yl)pyridin-2-yl)benzenesulfonamide (146 mg, 344.2  $\mu\text{mol}$ ),  $\text{K}_2\text{CO}_3$  (142 mg, 1.0 mmol),  $\text{Pd}(\text{dppf})\text{Cl}_2$  (25 mg, 34.4  $\mu\text{mol}$ ) in dioxane (4.0 mL) and  $\text{H}_2\text{O}$  (0.4 mL) was degassed and purged with  $\text{N}_2$  for 3 times, and then the mixture was stirred at  $90^\circ\text{C}$  for 12 h under  $\text{N}_2$  atmosphere. The reaction mixture was concentrated under reduced pressure to give a residue. The residue was purified by prep-TLC ( $\text{SiO}_2$ ) to afford 2-chloro-N-(5-(2-chloro-8-fluoroquinazolin-6-yl)-6-methoxypyridin-2-yl)benzenesulfonamide (95 mg, 29.9% yield) as a yellow solid.  $\text{M}+\text{H}^+ = 479.1$ .

**Step 2:**

**[00364]** To a solution of (1R,4R)-N1,N1-dimethylcyclohexane-1,4-diamine (55 mg, 312.9  $\mu\text{mol}$ , HCl) in n-BuOH (3.0 mL) were added DIEA (60 mg, 469.4  $\mu\text{mol}$ , 81.7  $\mu\text{L}$ ), 2-chloro-N-(5-(2-chloro-8-fluoroquinazolin-6-yl)-6-methoxypyridin-2-yl)benzenesulfonamide (75 mg, 156.4  $\mu\text{mol}$ ) and CsF (23 mg, 156.4  $\mu\text{mol}$ , 5.7  $\mu\text{L}$ ). The reaction vessel was sealed and heated under microwave at  $140^\circ\text{C}$  for 2 h. The reaction mixture was concentrated under reduced pressure to give a residue. The residue was purified by prep-HPLC (FA condition) to afford 2-chloro-N-(5-(2-(((1R,4R)-4-(dimethylamino)cyclohexyl)amino)-8-fluoroquinazolin-6-yl)-6-methoxypyridin-2-yl)benzenesulfonamide (13.2 mg, 13.1% yield, FA) as a yellow solid.  $\text{M}+\text{H}^+ = 585.1$ ;  $^1\text{H}$  NMR (400 MHz,  $\text{METHANOL}-d_4$ )  $\delta$  9.03 (br s, 1H), 8.55 (br s, 1H), 8.33 - 8.28 (m, 1H), 7.71 - 7.54 (m, 5H), 7.54 - 7.46 (m, 1H), 6.63 (d,  $J = 7.9$  Hz, 1H), 4.07 - 3.95 (m, 1H), 3.67 (s, 3H), 3.09 (br t,  $J = 12.1$  Hz, 1H), 2.77 (s, 6H), 2.29 (br d,  $J = 10.8$  Hz, 2H), 2.13 (br d,  $J = 11.2$  Hz, 2H), 1.76 - 1.61 (m, 2H), 1.53 - 1.39 (m, 2H).

**Example 31: Synthesis of 2-chloro-N-(3-fluoro-6-methoxy-5-(2-(((1R,4R)-4-(methylamino)cyclohexyl)amino)quinazolin-6-yl)pyridin-2-yl)benzenesulfonamide (150)**

**Step 1:**

**[00365]** To a solution of compound 2-fluoro-6-(4,4,5,5-tetramethyl-1,3,2-dioxaborolan-2-yl)quinazoline (200 mg, 729.6  $\mu$ mol) and  $K_3PO_4$  (0.5 M, 2.9 mL) in EtOH (12.0 mL) were added N-(5-bromo-3-fluoro-6-methoxypyridin-2-yl)-2-chlorobenzenesulfonamide (317 mg, 802.6  $\mu$ mol) and [2-(2-aminophenyl)phenyl]-chloro-palladium;bis(1-adamantyl)-butylphosphane (48 mg, 72.9  $\mu$ mol). The mixture was stirred at 80°C for 12 h under  $N_2$ . The mixture was concentrated to afford 2-chloro-N-(3-fluoro-5-(2-fluoroquinazolin-6-yl)-6-methoxypyridin-2-yl)benzenesulfonamide (200 mg, crude) as a yellow oil.

**Step 2:**

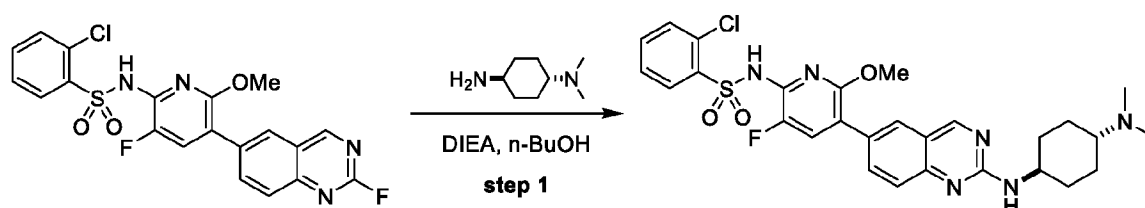
**[00366]** To a solution of compound 2-chloro-N-(3-fluoro-5-(2-fluoroquinazolin-6-yl)-6-methoxypyridin-2-yl)benzenesulfonamide (150 mg, 324.0  $\mu$ mol) in n-BuOH (4.0 mL) was added DIEA (209 mg, 1.6 mmol, 282.2  $\mu$ L) and compound **2A** (147 mg, 648.1  $\mu$ mol). The mixture was stirred at 100°C for 12 h. The mixture was concentrated and the residue was purified by flash silica gel chromatography to afford compound tert-butyl ((1r,4r)-4-((6-(6-((2-chlorophenyl)sulfonamido)-5-fluoro-2-methoxypyridin-3-yl)quinazolin-2-yl)amino)cyclohexyl)(methyl)carbamate (50 mg, 22.9% yield) as a yellow oil.

**Step 3:**

**[00367]** A solution of tert-butyl ((1r,4r)-4-((6-(6-((2-chlorophenyl)sulfonamido)-5-fluoro-2-methoxypyridin-3-yl)quinazolin-2-yl)amino)cyclohexyl)(methyl)carbamate (50 mg, 74.5  $\mu$ mol) in DCM (2.0 mL) and TFA (1.0 mL) was stirred at 25°C for 10 min. The mixture was concentrated to give a residue. The residue was dissolved in MeOH (2.0 mL) and basified pH to 8 with  $NH_3 \cdot H_2O$  (25% purity), concentrated to give a residue. The residue was purified by prep-HPLC (FA condition) to afford 2-chloro-N-(3-fluoro-6-methoxy-5-(2-(((1r,4r)-4-((methylamino)cyclohexyl)amino)quinazolin-6-yl)pyridin-2-yl)benzenesulfonamide (31.5 mg, 68.5% yield, FA) as a yellow solid.  $M+H^+ = 571.2$  (LCMS);  $^1H$  NMR (400MHz,  $DMSO-d_6$ )  $\delta$

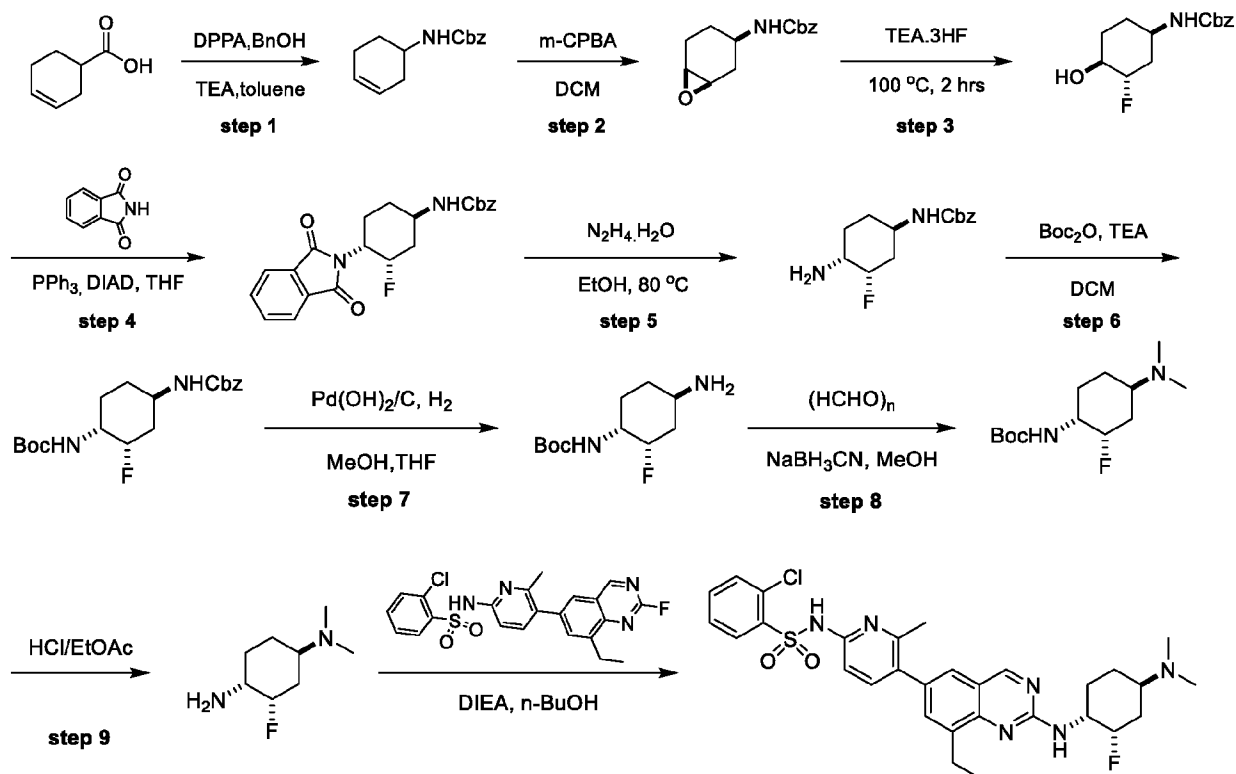
9.04 (s, 1H), 8.18 - 8.12 (m, 2H), 7.85 - 7.79 (m, 2H), 7.42 - 7.32 (m, 5H), 7.29 (br d,  $J = 8.1$  Hz, 1H), 3.82 (br s, 1H), 3.23 (s, 3H), 2.98 (br s, 1H), 2.58 (s, 3H), 2.08 (br d,  $J = 9.9$  Hz, 4H), 1.53 - 1.25 (m, 4H).

**Example 32: Synthesis of 2-chloro-N-(5-(2-(((1*r*,4*r*)-4-(dimethylamino)cyclohexyl)amino)quinazolin-6-yl)-3-fluoro-6-methoxypyridin-2-yl)benzenesulfonamide (149)**



**[00368]** The title compound was synthesized according to the synthetic procedure described in Example 31 to afford 2-chloro-N-(5-(2-(((1*r*,4*r*)-4-(dimethylamino)cyclohexyl)amino)quinazolin-6-yl)-3-fluoro-6-methoxypyridin-2-yl)benzenesulfonamide (12.6 mg, 19.9  $\mu$ mol, 18.4% yield, FA) as a yellow solid.  $M+H^+ = 585.2$  (LCMS);  $^1H$  NMR (400MHz, DMSO- $d_6$ )  $\delta$  9.04 (s, 1H), 8.17 - 8.10 (m, 2H), 7.81 (qd,  $J = 2.2$ , 4.6 Hz, 2H), 7.42 - 7.32 (m, 5H), 7.29 (br d,  $J = 7.9$  Hz, 1H), 3.92 - 3.78 (m, 1H), 3.23 (s, 3H), 3.13 - 3.01 (m, 1H), 2.69 (s, 6H), 2.10 (br d,  $J = 10.4$  Hz, 2H), 1.99 (br d,  $J = 11.5$  Hz, 2H), 1.57 (q,  $J = 12.1$  Hz, 2H), 1.35 (q,  $J = 11.5$  Hz, 2H).

**Example 33: Synthesis of 2-chloro-N-(5-(2-(((1*R*,2*S*,4*R*)-4-(dimethylamino)-2-fluorocyclohexyl)amino)-8-ethylquinazolin-6-yl)-6-methylpyridin-2-yl)benzenesulfonamide (151)**

**Step 1:**

**[00369]** To a solution of cyclohex-3-enecarboxylic acid (20.0 g, 158.5 mmol) in toluene (360.0 mL) was added TEA (17.6 g, 174.3 mmol, 24.2 mL) and DPPA (45.8 g, 166.4 mmol, 36.0 mL). The mixture was degassed and purged with N<sub>2</sub> for 3 times, it was stirred at 25°C for 1.5 h under N<sub>2</sub> atmosphere. Then it was warmed to 110°C and stirred for another 2.5 h. BnOH (18.8 g, 174.3 mmol, 18.1 mL) was added to the mixture and the resulting mixture was stirred at 110°C for 12 h. The reaction was concentrated under reduced pressure to give a residue. The residue was purified by flash silica gel chromatography to afford benzyl cyclohex-3-en-1-ylcarbamate (33.0 g, 81.0% yield) as a white solid. <sup>1</sup>H NMR (400MHz, CHLOROFORM-*d*) δ 7.44 - 7.29 (m, 5H), 5.73 - 5.65 (m, 1H), 5.63 - 5.56 (m, 1H), 5.11 (s, 2H), 4.81 (br s, 1H), 3.88 (br s, 1H), 2.41 (br d, *J* = 17.2 Hz, 1H), 2.19 - 2.09 (m, 2H), 1.96 - 1.84 (m, 2H), 1.66 - 1.52 (m, 1H).

**Step 2:**

**[00370]** To a solution of benzyl cyclohex-3-en-1-ylcarbamate (15.0 g, 64.8 mmol) in DCM (180.0 mL) was added m-CPBA (18.1 g, 84.3 mmol, 80% purity) portion wise at 25°C. The mixture was stirred at 25°C for 3 h. The reaction mixture was filtered and the filtrate was washed with Na<sub>2</sub>SO<sub>3</sub> (100 mL × 2) aqueous solution, and then the organic phase washed with saturated NaHCO<sub>3</sub> (100 mL × 2) aqueous solution, dried over Na<sub>2</sub>SO<sub>4</sub>, filtered and concentrated to give a residue. The residue was purified by flash silica gel chromatography to afford benzyl ((1R,3R,6S)-7-oxabicyclo[4.1.0]heptan-3-yl)carbamate (10.6 g, 52.8% yield) as a white solid.

<sup>1</sup>H NMR (400MHz, CHLOROFORM-*d*)  $\delta$  7.39 - 7.29 (m, 5H), 5.18 - 5.03 (m, 3H), 3.74 (br s, 1H), 3.18 (br s, 2H), 2.30 - 2.18 (m, 1H), 2.04 - 1.81 (m, 2H), 1.58 - 1.43 (m, 2H)

**Step 3:**

**[00371]** A mixture of benzyl ((1R,3R,6S)-7-oxabicyclo[4.1.0]heptan-3-yl)carbamate (10.6 g, 42.8 mmol) and N,N-diethylethanamine; trihydrofluoride (34.5 g, 214.3 mmol, 34.9 mL) was stirred at 100°C for 2 h. The reaction mixture was cooled to 20°C and slowly poured into K<sub>2</sub>CO<sub>3</sub> (29.6 g, 214.3 mmol) in H<sub>2</sub>O (600.0 ml). Then the mixture was extracted with ethyl acetate (50 ml  $\times$  3). The combined organic layer was washed with saturated brine (50 ml  $\times$  2), dried over Na<sub>2</sub>SO<sub>4</sub>, filtered and concentrated to give a residue. The residue was purified by HPLC (TFA condition) to afford benzyl ((1R,3S,4S)-3-fluoro-4-hydroxycyclohexyl)carbamate (3 g) as a pale yellow oil.

**Step 4:**

**[00372]** To a solution of isoindoline-1,3-dione (1.6 g, 11.2 mmol), benzyl ((1R,3S,4S)-3-fluoro-4-hydroxycyclohexyl)carbamate (3.0 g, 11.2 mmol) and PPh<sub>3</sub> (3.8 g, 14.5 mmol) in THF (100.0 mL) was added DIAD (2.9 g, 14.5 mmol, 2.8 mL) under N<sub>2</sub> atmosphere. The mixture was stirred at 45°C for 12 h. The reaction was concentrated under reduced pressure to give a residue. MeCN (50 mL) was added to the residue. The resulting mixture was filtered and the filter cake was washed with MeCN (20 mL  $\times$  3), dried in vacuum to give benzyl ((1R,3S,4R)-4-(1,3-dioxoisindolin-2-yl)-3-fluorocyclohexyl)carbamate (2.3 g, crude) as a white solid.  $M+Na^+ = 419.1$  (LCMS); <sup>1</sup>H NMR (400MHz, DMSO-*d*<sub>6</sub>)  $\delta$  7.94 - 7.79 (m, 4H), 7.42 - 7.29 (m, 5H), 5.02 (s, 2H), 4.96 - 4.76 (m, 1H), 4.23 - 4.03 (m, 1H), 3.75 - 3.58 (m, 1H), 3.01 - 2.82 (m, 1H), 2.18 (br s, 1H), 1.98 (br d,  $J = 12.3$  Hz, 1H), 1.84 - 1.54 (m, 2H), 1.48 - 1.32 (m, 1H).

**Step 5:**

**[00373]** To a solution of benzyl ((1R,3S,4R)-4-(1,3-dioxoisindolin-2-yl)-3-fluorocyclohexyl)carbamate (0.8 g, 2.0 mmol) in EtOH (10.0 mL) was added N<sub>2</sub>H<sub>4</sub>·H<sub>2</sub>O (2.5 mL, purity 98%). The mixture was stirred at 80°C for 3 h. The reaction was concentrated under reduced pressure to give a residue. DCM (30.0 mL) was added to the residue. The resulting mixture was filtered and the filter cake was washed with DCM (10 mL  $\times$  3). The combined organic layers were concentrated to give benzyl ((1R,3S,4R)-4-amino-3-fluorocyclohexyl)carbamate (530 mg, crude) as a white solid. <sup>1</sup>H NMR (400MHz, METHANOL-*d*<sub>4</sub>)  $\delta$  7.38 - 7.25 (m, 5H), 5.06 (s, 2H), 4.81 - 4.65 (m, 1H), 3.76 - 3.65 (m, 1H), 2.76 - 2.60 (m, 1H), 2.31 - 2.19 (m, 1H), 1.98 - 1.89 (m, 1H), 1.81 - 1.71 (m, 1H), 1.66 - 1.41 (m, 2H), 1.33 (dq,  $J = 3.7, 12.4$  Hz, 1H).

**Step 6:**



**[00374]** To a solution of benzyl ((1R,3S,4R)-4-amino-3-fluorocyclohexyl)carbamate (430 mg, 1.61 mmol) in DCM (15 mL) was added  $\text{Boc}_2\text{O}$  (704 mg, 3.2 mmol, 741.8  $\mu\text{L}$ ) and TEA (490 mg, 4.8 mmol, 674.2  $\mu\text{L}$ ). The mixture was stirred at 25°C for 3 h. The reaction was concentrated under reduced pressure to give a residue. The residue was purified by flash silica gel chromatography to afford benzyl tert-butyl ((1R,2S,4R)-2-fluorocyclohexane-1,4-diyl)dicarbamate (530 mg, 1.1 mmol, 71.6% yield) as a white solid.  $^1\text{H}$  NMR (400MHz,  $\text{METHANOL-}d_4$ )  $\delta$  7.48 - 7.22 (m, 5H), 5.06 (s, 2H), 4.71 (br s, 1H), 3.72 (tt,  $J = 4.1, 12.0$  Hz, 1H), 3.58 - 3.39 (m, 1H), 2.31 - 2.19 (m, 1H), 2.01 - 1.89 (m, 1H), 1.76 - 1.66 (m, 2H), 1.63 - 1.34 (m, 11H).

**Step 7:**

**[00375]** To a solution of benzyl tert-butyl ((1R,2S,4R)-2-fluorocyclohexane-1,4-diyl)dicarbamate (530 mg, 1.4 mmol) in MeOH (10.0 mL) and THF (10.0 mL) was added  $\text{Pd}(\text{OH})_2/\text{C}$  (400 mg, 20% purity) under  $\text{N}_2$  atmosphere. The suspension was degassed and purged with  $\text{H}_2$  for 3 times. The mixture was stirred under  $\text{H}_2$  (15 Psi) at 25°C for 4 h. The suspension was filtered through a pad of Celite and filter cake was washed with MeOH (20.0 mL  $\times$  3). The combined filtrates were concentrated to dryness to give benzyl tert-butyl ((1R,2S,4R)-2-fluorocyclohexane-1,4-diyl)dicarbamate (330 mg, crude) as a yellow oil.

**Step 8:**

**[00376]** To a solution of benzyl tert-butyl ((1R,2S,4R)-2-fluorocyclohexane-1,4-diyl)dicarbamate (330 mg, 1.4 mmol) in MeOH (15.0 mL) was added  $(\text{HCHO})_n$  (570 mg, 6.3 mmol) and AcOH (8 mg, 142.0  $\mu\text{mol}$ , 8.1  $\mu\text{L}$ ) at 25°C for 1 h.  $\text{NaBH}_3\text{CN}$  (446 mg, 7.1 mmol) was then added and the mixture was stirred at 45°C for 12 h. The reaction mixture was concentrated under reduced pressure. The residue was diluted with saturated aqueous  $\text{NaHCO}_3$  (20.0 mL) and extracted with DCM (10  $\times$  3). The combined organic solution was dried over  $\text{Na}_2\text{SO}_4$ , filtered and concentrated under reduced pressure to give tert-butyl ((1R,2S,4R)-4-(dimethylamino)-2-fluorocyclohexyl)carbamate (300 mg, crude) as a white solid.  $^1\text{H}$  NMR (400MHz,  $\text{METHANOL-}d_4$ )  $\delta$  4.89 (br s, 0.5H), 4.77 (br s, 0.5H), 3.55 - 3.39 (m, 1H), 2.68 - 2.58 (m, 1H), 2.27 (s, 6H), 2.22 (td,  $J = 4.2, 8.8$  Hz, 1H), 1.98 - 1.89 (m, 1H), 1.84 - 1.73 (m, 1H), 1.63 (dq,  $J = 3.9, 12.7$  Hz, 2H), 1.56 - 1.31 (m, 10H).

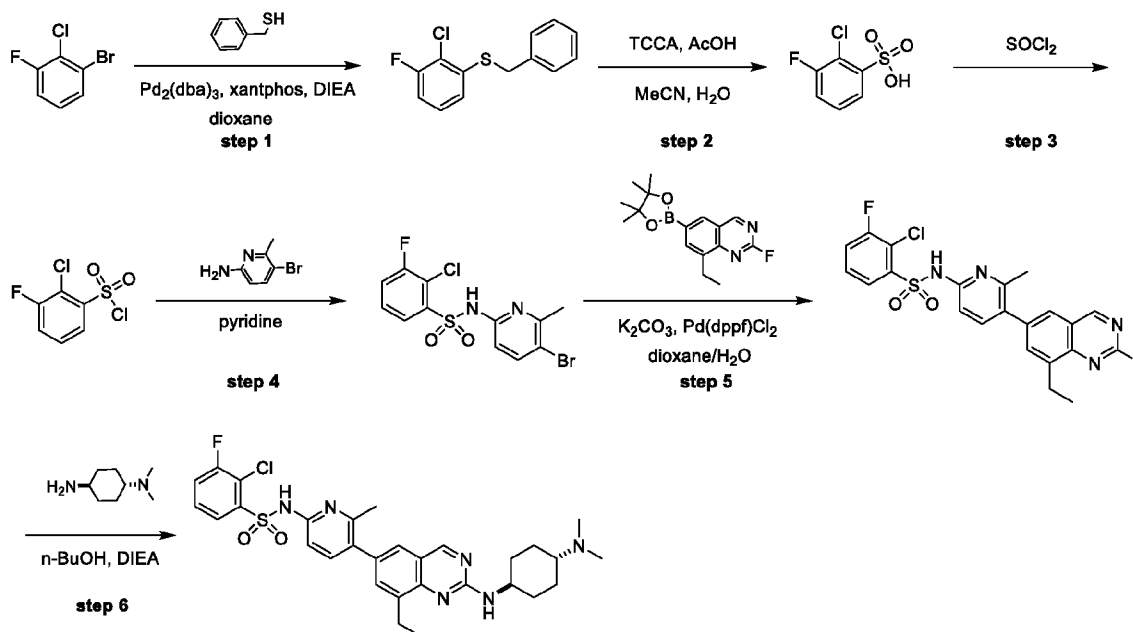
**Step 9:**

**[00377]** A solution of tert-butyl ((1R,2S,4R)-4-(dimethylamino)-2-fluorocyclohexyl)carbamate (300 mg, 1.1 mmol) in  $\text{HCl}/\text{EtOAc}$  (5.0 mL, 4 M) was stirred at 25°C for 1 h. The reaction mixture was concentrated under reduced pressure to give (1R,3S,4R)-3-fluoro-N1,N1-dimethylcyclohexane-1,4-diamine (226 mg, crude, HCl) as a white solid.

**Step 10:**

**[00378]** To a solution of (1R,3S,4R)-3-fluoro-N1,N1-dimethylcyclohexane-1,4-diamine (50 mg, 254.2  $\mu\text{mol}$ , HCl) in n-BuOH (3.0 mL) was added DIEA (98 mg, 762.6  $\mu\text{mol}$ , 132.8  $\mu\text{L}$ ) and 2-chloro-N-(5-(8-ethyl-2-fluoroquinazolin-6-yl)-6-methylpyridin-2-yl)benzenesulfonamide (116 mg, 254.2  $\mu\text{mol}$ ). The mixture was stirred at 100°C for 12 h. The reaction was concentrated under reduced pressure to give a residue. The residue was purified by prep-HPLC (FA condition) to afford 2-chloro-N-(5-(2-(((1R,2S,4R)-4-(dimethylamino)-2-fluorocyclohexyl)amino)-8-ethylquinazolin-6-yl)-6-methylpyridin-2-yl)benzenesulfonamide (37.7 mg, 55.8  $\mu\text{mol}$ , 21.9% yield, FA) as a white solid.  $M+H^+ = 597.2$  (LCMS);  $^1\text{H}$  NMR (400MHz, METHANOL -  $d_4$ )  $\delta$  9.03 (s, 1H), 8.43 (br s, 1H), 8.25 - 8.20 (m, 1H), 7.66 (d,  $J = 8.9$  Hz, 1H), 7.56 - 7.43 (m, 5H), 7.20 (d,  $J = 8.8$  Hz, 1H), 5.38 - 5.17 (m, 1H), 4.34 - 4.18 (m, 1H), 3.62 - 3.51 (m, 1H), 3.07 (q,  $J = 7.5$  Hz, 2H), 2.88 (s, 6H), 2.55 (dt,  $J = 3.9, 8.5$  Hz, 1H), 2.37 (s, 3H), 2.27 - 2.14 (m, 2H), 2.13 - 1.75 (m, 3H), 1.31 (t,  $J = 7.5$  Hz, 3H).

**Example 34: Synthesis of 2-chloro-N-(5-(2-(((1r,4r)-4-(dimethylamino)cyclohexyl)amino)-8-ethylquinazolin-6-yl)-6-methylpyridin-2-yl)-3-fluorobenzenesulfonamide (158)**



**Step 1:**

**[00379]** A mixture of 1-bromo-2-chloro-3-fluorobenzene (1 g, 4.7 mmol), phenylmethanethiol (712 mg, 5.7 mmol),  $\text{Pd}_2(\text{dba})_3$  (875 mg, 954.9  $\mu\text{mol}$ ), DIEA (1.9 g, 14.3 mmol) and Xantphos (552.5 mg, 954.9  $\mu\text{mol}$ ) in dioxane (20.0 mL) was degassed and purged with  $\text{N}_2$  for 3 times, and then the mixture was stirred at 100°C for 12 h under  $\text{N}_2$  atmosphere. The reaction mixture was concentrated under reduced pressure. The residue was purified by column chromatography ( $\text{SiO}_2$ ) to give benzyl(2-chloro-3-fluorophenyl)sulfane (800 mg, 46.4% yield) as a yellow oil.  $^1\text{H}$  NMR (400MHz, CHLOROFORM- $d$ )  $\delta$  7.28 - 7.16 (m, 5H), 7.06 - 7.01 (m, 1H), 6.95 - 6.93 (m, 1H), 6.87 (dt,  $J = 1.3, 8.4$  Hz, 1H), 4.08 (s, 2H).

**Step 2:**

**[00380]** To a solution of benzyl(2-chloro-3-fluorophenyl)sulfane (550 mg, 2.2 mmol) in MeCN (10.0 mL) was added TCCA (505 mg, 2.2 mmol) and AcOH (13 mg, 217.6  $\mu$ mol), H<sub>2</sub>O (7 mg, 435.2  $\mu$ mol). The mixture was stirred at 0°C for 1 h. The reaction mixture was diluted with H<sub>2</sub>O (10.0 mL) and extracted with ethyl acetate (10.0 mL  $\times$  3). The combined organic layers were washed with brine (5.0 mL  $\times$  2), dried over Na<sub>2</sub>SO<sub>4</sub>, filtered and concentrated under reduced pressure to give a residue. The residue was purified by column chromatography (SiO<sub>2</sub>) to afford 2-chloro-3-fluorobenzenesulfonic acid (300 mg, 30.1% yield) as a colorless oil.  $M-H^+$  = 208.9 (LCMS).

**Step 3:**

**[00381]** A solution of 2-chloro-3-fluorobenzenesulfonic acid (400 mg, 1.9 mmol) in SOCl<sub>2</sub> (5.0 mL) was stirred at 60°C for 12 h. The reaction mixture was concentrated under reduced pressure to afford 2-chloro-3-fluorobenzenesulfonyl chloride (360 mg, crude) as a brown oil.

**Step 4:**

**[00382]** To a solution of 2-chloro-3-fluorobenzenesulfonyl chloride (100 mg, 436.6  $\mu$ mol) in pyridine (2.0 mL) was added 5-bromo-6-methyl-pyridin-2-amine (81 mg, 436.6  $\mu$ mol). The mixture was stirred at 45°C for 12 h. The reaction mixture was concentrated under reduced pressure to give a residue. The residue was purified by column chromatography (SiO<sub>2</sub>) to give N-(5-bromo-6-methylpyridin-2-yl)-2-chloro-3-fluorobenzenesulfonamide (50 mg, 24.8% yield) as a yellow oil.  $M+H^+$  = 381.0 (LCMS).

**Step 5:**

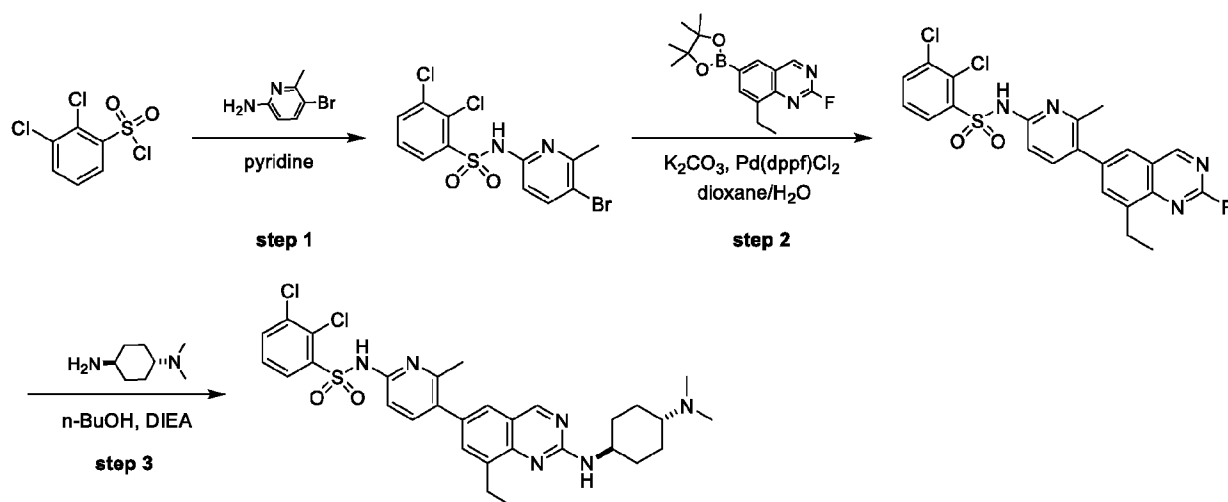
**[00383]** A mixture of N-(5-bromo-6-methylpyridin-2-yl)-2-chloro-3-fluorobenzenesulfonamide (50 mg, 65.9  $\mu$ mol), 8-ethyl-2-fluoro-6-(4,4,5,5-tetramethyl-1,3,2-dioxaborolan-2-yl)quinazoline (29.9 mg, 988  $\mu$ mol), K<sub>2</sub>CO<sub>3</sub> (27 mg, 197.6  $\mu$ mol), Pd(dppf)Cl<sub>2</sub> (4.8 mg, 6.6  $\mu$ mol) and H<sub>2</sub>O (0.2 mL) in dioxane (2.0 mL) was degassed and purged with N<sub>2</sub> for 3 times, and then the mixture was stirred at 90°C for 12 h under N<sub>2</sub> atmosphere. The reaction mixture was concentrated under reduced pressure to give a residue. The residue was purified by prep-TLC (SiO<sub>2</sub>) to give 2-chloro-N-(5-(8-ethyl-2-fluoroquinazolin-6-yl)-6-methylpyridin-2-yl)-3-fluorobenzenesulfonamide as a pale yellow solid (50 mg).  $M+H^+$  = 475.1 (LCMS).

**Step 6:**

**[00384]** To a solution of 2-chloro-N-(5-(8-ethyl-2-fluoroquinazolin-6-yl)-6-methylpyridin-2-yl)-3-fluorobenzenesulfonamide (50 mg, 105.3  $\mu$ mol) in n-BuOH (2.0 mL) was added DIEA (68.0 mg, 526.4  $\mu$ mol) and (1*r*,4*r*)-N1,N1-dimethylcyclohexane-1,4-diamine (37 mg, 210.6  $\mu$ mol, HCl). The mixture was stirred at 100°C for 12 h. The reaction mixture was concentrated under reduced pressure to give a residue. The residue was purified by prep-HPLC (FA

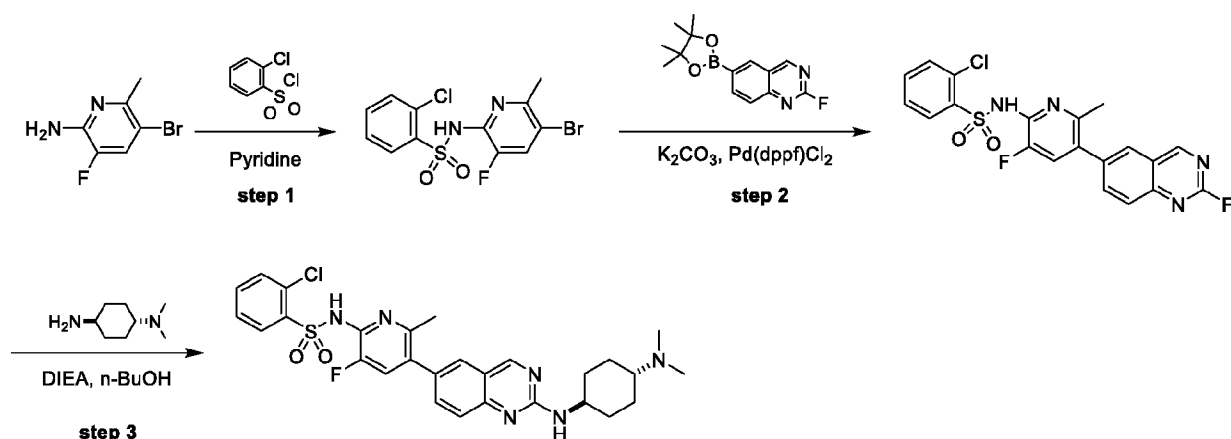
condition) to afford 2-chloro-N-(5-(2-(((1*r*,4*r*)-4-(dimethylamino)cyclohexyl)amino)-8-ethylquinazolin-6-yl)-6-methylpyridin-2-yl)-3-fluorobenzenesulfonamide (9.9 mg, 14.7% yield, FA) as a white solid.  $M+H^+ = 597.2$  (LCMS);  $^1H$  NMR (400MHz, METHANOL- $d_4$ )  $\delta$  9.01 (s, 1H), 8.57 (s, 1H), 8.06 (d,  $J = 7.5$  Hz, 1H), 7.73 (d,  $J = 8.9$  Hz, 1H), 7.57 - 7.43 (m, 4H), 7.27 (d,  $J = 9.0$  Hz, 1H), 4.04 - 3.92 (m, 1H), 3.16 - 3.04 (m, 2H), 2.94 (br t,  $J = 11.6$  Hz, 1H), 2.70 (s, 6H), 2.41 (s, 3H), 2.37 (br d,  $J = 11.7$  Hz, 2H), 2.15 (br d,  $J = 11.7$  Hz, 2H), 1.71 - 1.58 (m, 2H), 1.54 - 1.42 (m, 2H), 1.34 (t,  $J = 7.5$  Hz, 3H).

**Example 35: Synthesis of 2,3-dichloro-N-(5-(2-(((1*r*,4*r*)-4-(dimethylamino)cyclohexyl)amino)-8-ethylquinazolin-6-yl)-6-methylpyridin-2-yl)benzenesulfonamide (152)**



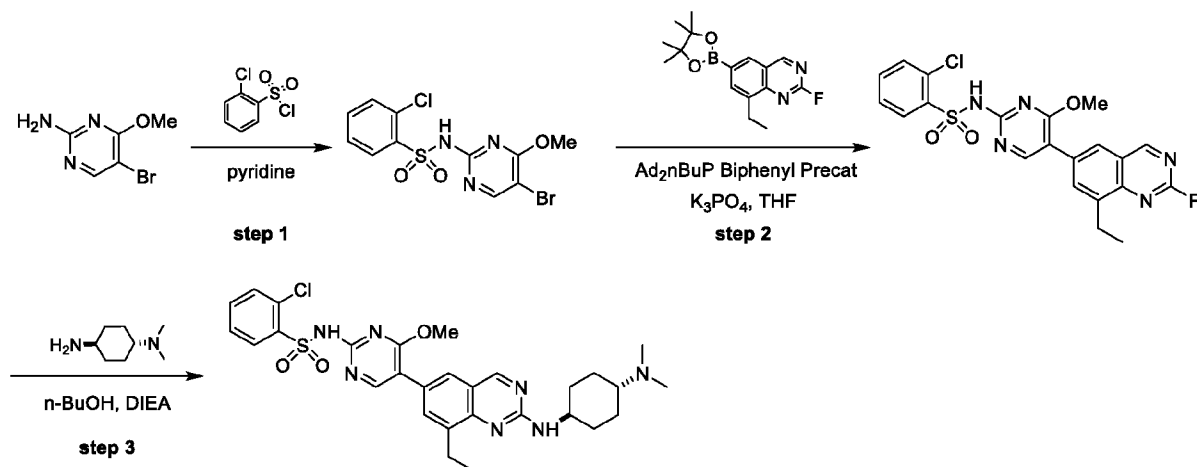
**[00385]** The title compound was synthesized according to the synthetic procedure described in Example 34 to afford 2,3-dichloro-N-(5-(2-(((1*r*,4*r*)-4-(dimethylamino)cyclohexyl)amino)-8-ethylquinazolin-6-yl)-6-methylpyridin-2-yl)benzenesulfonamide (37.7 mg, 31.1% yield, FA) as a pale yellow solid.  $M+H^+ = 613.2$  (LCMS);  $^1H$  NMR (400MHz, METHANOL- $d_4$ )  $\delta$  8.99 (s, 1H), 8.37 (br s, 1H), 8.18 (dd,  $J = 1.3, 7.9$  Hz, 1H), 7.77 - 7.69 (m, 2H), 7.55 - 7.48 (m, 2H), 7.45 (t,  $J = 7.9$  Hz, 1H), 7.25 (d,  $J = 9.0$  Hz, 1H), 4.03 - 3.93 (m, 1H), 3.29 - 3.23 (m, 1H), 3.07 (q,  $J = 7.4$  Hz, 2H), 2.89 (s, 6H), 2.39 (s, 5H), 2.19 (br d,  $J = 12.1$  Hz, 2H), 1.80 - 1.66 (m, 2H), 1.55 - 1.43 (m, 2H), 1.31 (t,  $J = 7.5$  Hz, 3H).

**Example 36: Synthesis of 2-chloro-N-(5-(2-(((1*r*,4*r*)-4-(dimethylamino)cyclohexyl)amino)quinazolin-6-yl)-3-fluoro-6-methylpyridin-2-yl)benzenesulfonamide (153)**



**[00386]** The title compound was synthesized according to the synthetic procedure described in Example 34 to afford 2-chloro-N-(5-(2-(((1r,4r)-4-(dimethylamino)cyclohexyl)amino)quinazolin-6-yl)-3-fluoro-6-methylpyridin-2-yl)benzenesulfonamide (18.9 mg, 16.9% yield, FA) as a pale yellow solid.  $M+H^+ = 569.2$  (LCMS).  $^1H$  NMR (400MHz, METHANOL- $d_4$ )  $\delta$  9.05 (s, 1H), 8.55 (br s, 1H), 8.33 (dd,  $J = 1.4, 7.6$  Hz, 1H), 7.75 - 7.62 (m, 2H), 7.61 - 7.50 (m, 4H), 7.43 (d,  $J = 10.6$  Hz, 1H), 4.10 - 3.91 (m, 1H), 3.28 - 3.15 (m, 1H), 2.87 (s, 6H), 2.38 - 2.26 (m, 2H), 2.23 - 2.15 (m, 5H), 1.80 - 1.67 (m, 2H), 1.57 - 1.43 (m, 2H).

**Example 37: Synthesis of 2-chloro-N-(5-(2-(((1r,4r)-4-(dimethylamino)cyclohexyl)amino)-8-ethylquinazolin-6-yl)-4-methoxypyrimidin-2-yl)benzenesulfonamide (154)**



#### Step 1:

**[00387]** To a solution of 5-bromo-4-methoxypyrimidin-2-amine (400 mg, 1.9 mmol) in pyridine (6.0 mL) was added 2-chlorobenzenesulfonyl chloride (620 mg, 2.9 mmol, 400.4  $\mu$ L). The mixture was stirred at 45°C for 16 h. Additional 2-chlorobenzenesulfonyl chloride (827 mg, 3.9 mmol, 533.9  $\mu$ L) was added and the mixture was stirred at 45°C for 5 h. The reaction mixture was concentrated under reduced pressure. The crude product was triturated with MTBE

(5.0 mL), ethyl acetate (5.0 mL), and methanol (2.0 mL) at 25°C for 15 min. Then the mixture was filtered to give N-(5-bromo-4-methoxypyrimidin-2-yl)-2-chlorobenzenesulfonamide (170 mg, 17.7% yield) as a yellow solid.  $M+H^+ = 379.8$  (LCMS).

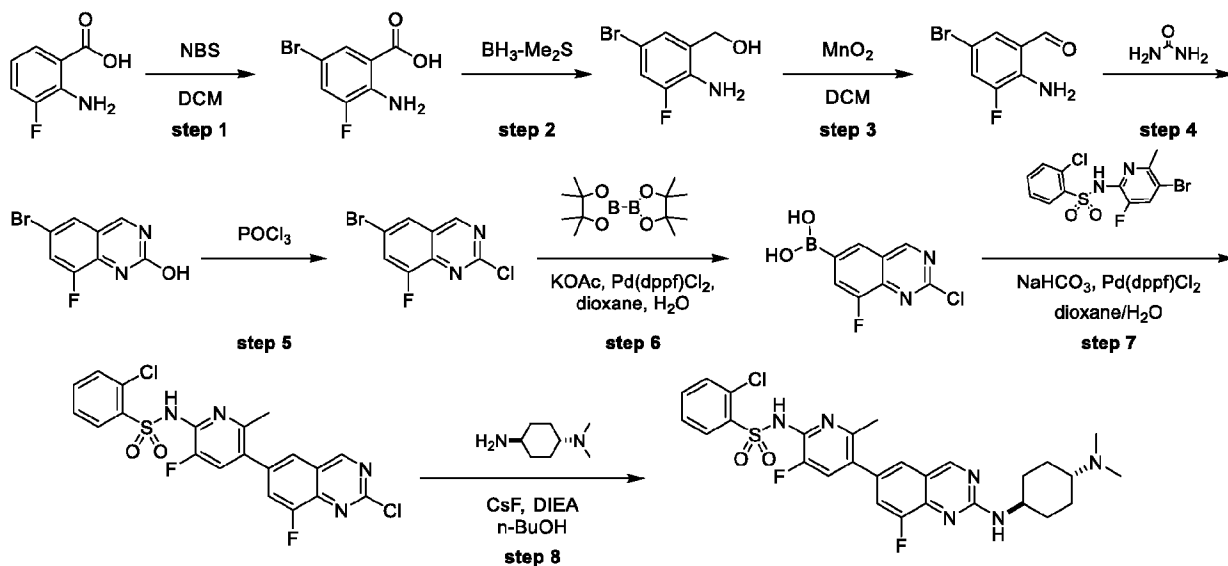
**Step 2:**

**[00388]** A mixture of N-(5-bromo-4-methoxypyrimidin-2-yl)-2-chlorobenzenesulfonamide (90 mg, 237.7  $\mu$ mol), 8-ethyl-2-fluoro-6-(4,4,5,5-tetramethyl-1,3,2-dioxaborolan-2-yl)quinazoline (71 mg, 237.7  $\mu$ mol),  $K_3PO_4$  (0.5 M, 1.4 mL), and [2-(2-aminophenyl)phenyl]-chloro-palladium;bis(1-adamantyl)-butyl-phosphane (15 mg, 23.7  $\mu$ mol) in THF (5.0 mL) was degassed and purged with  $N_2$  for 3 times, and then the mixture was stirred at 80°C for 12 h under  $N_2$  atmosphere. The reaction mixture was concentrated under reduced pressure. The residue was purified by prep-TLC ( $SiO_2$ ) to afford 2-chloro-N-(5-(8-ethyl-2-fluoroquinazolin-6-yl)-4-methoxypyrimidin-2-yl)benzenesulfonamide (104 mg, 28.2% yield) as a yellow solid.  $M+H^+ = 474.3$  (LCMS).

**Step 3:**

**[00389]** A mixture of (1r,4r)-N1,N1-dimethylcyclohexane-1,4-diamine (62 mg, 438.9  $\mu$ mol, HCl), 2-chloro-N-(5-(8-ethyl-2-fluoroquinazolin-6-yl)-4-methoxypyrimidin-2-yl)benzenesulfonamide (104 mg, 219.4  $\mu$ mol), DIEA (141.8 mg, 1.1 mmol, 191.1  $\mu$ L) in n-BuOH (2.0 mL), and then the mixture was stirred at 100°C for 12 h. The reaction mixture was concentrated under reduced pressure. The residue was purified by prep-HPLC (FA condition) to afford 2-chloro-N-(5-(2-(((1r,4r)-4-(dimethylamino)cyclohexyl)amino)-8-ethylquinazolin-6-yl)-4-methoxypyrimidin-2-yl)benzenesulfonamide (10.2 mg, 7.1% yield, FA) as a pale yellow solid.  $M+H^+ = 596.2$ ;  $^1H$  NMR (400MHz,  $METHANOL-d_4$ )  $\delta$  8.94 (s, 1H), 8.53 (br s, 1H), 8.30 (d,  $J = 7.7$  Hz, 1H), 8.12 (s, 1H), 7.62 (d,  $J = 8.2$  Hz, 2H), 7.55 - 7.44 (m, 3H), 4.02 - 3.88 (m, 1H), 3.67 (s, 3H), 3.15 (br d,  $J = 6.0$  Hz, 1H), 3.02 (q,  $J = 7.4$  Hz, 2H), 2.87 - 2.77 (m, 6H), 2.36 (br d,  $J = 10.8$  Hz, 2H), 2.16 (br d,  $J = 11.9$  Hz, 2H), 1.76 - 1.62 (m, 2H), 1.54 - 1.40 (m, 2H), 1.32 - 1.24 (m, 3H).

**Example 38: Synthesis of 2-chloro-N-(5-(2-(((1r,4r)-4-(dimethylamino)cyclohexyl)amino)-8-fluoroquinazolin-6-yl)-3-fluoro-6-methylpyridin-2-yl)benzenesulfonamide (156)**

**Step 1:**

**[00390]** To a solution of 2-amino-3-fluoro-benzoic acid (10.0 g, 64.4 mmol) in DCM (100.0 mL) was added NBS (11.4 g, 64.4 mmol) in small portions at 20°C. The resulting mixture was stirred at 20°C for 3 h. The reaction mixture was filtered. The cake was collected and dried to give 2-amino-5-bromo-3-fluorobenzoic acid (14.9 g, crude) as a yellow solid. <sup>1</sup>H NMR (400MHz, DMSO-*d*<sub>6</sub>) δ 11.07 (br s, 1H), 7.66 - 7.60 (m, 1H), 7.52 (dd, *J* = 2.4, 10.7 Hz, 1H).

**Step 2:**

**[00391]** To a solution of 2-amino-5-bromo-3-fluorobenzoic acid (1.0 g, 4.2 mmol) in THF (10.0 mL) was added BH<sub>3</sub>-Me<sub>2</sub>S (10 M, 10.0 mL) at 0°C. The reaction mixture was stirred at 20°C for 4 h. The reaction mixture was quenched with MeOH (100.0 mL) and then the mixture was concentrated under reduced pressure. The residue was diluted with aqueous sodium bicarbonate (25.0 mL) and extracted with ethyl acetate (30.0 mL × 3). The combined organic layers were washed with brine (30.0 mL × 3), dried over Na<sub>2</sub>SO<sub>4</sub>, and concentrated under reduced pressure to give a residue. The residue was purified by column chromatography (SiO<sub>2</sub>) to give (2-amino-5-bromo-3-fluorophenyl)methanol (740 mg) as a white solid. <sup>1</sup>H NMR (400MHz, DMSO-*d*<sub>6</sub>) δ 7.18 (dd, *J* = 2.3, 10.6 Hz, 1H), 7.12 (s, 1H), 5.26 (t, *J* = 5.6 Hz, 1H), 5.06 (s, 2H), 4.40 (d, *J* = 5.5 Hz, 2H).

**Step 3:**

**[00392]** To a solution of (2-amino-5-bromo-3-fluorophenyl)methanol (740 mg, 3.3 mmol) in DCM (50.0 mL) was added MnO<sub>2</sub> (2.9 g, 33.6 mmol). The mixture was stirred at 20°C for 12 h. The reaction mixture was filtered. The filtrate was concentrated under reduced pressure. The residue was purified by column chromatography (SiO<sub>2</sub>) to afford 2-amino-5-bromo-3-fluorobenzaldehyde (585 mg, 71.8% yield) as a yellow solid. <sup>1</sup>H NMR (400MHz,

CHLOROFORM-*d*)  $\delta$  9.84 (d,  $J$  = 2.0 Hz, 1H), 7.49 - 7.43 (m, 1H), 7.30 (dd,  $J$  = 2.1, 10.5 Hz, 1H), 6.50 - 5.84 (m, 2H).

**Step 4:**

**[00393]** A mixture of 2-amino-5-bromo-3-fluorobenzaldehyde (585 mg, 2.68 mmol) and urea (2.4 g, 40.2 mmol, 2.1 mL) was heated 180°C for 4 h. The reaction mixture was poured into H<sub>2</sub>O (30.0 mL) and the resulting mixture was filtered. The cake was washed with H<sub>2</sub>O (10.0 mL  $\times$  3) to give 6-bromo-8-fluoroquinazolin-2-ol (650 mg, crude) as a yellow solid.

**Step 5:**

**[00394]** A solution of 6-bromo-8-fluoroquinazolin-2-ol (650 mg, 2.6 mmol) in POCl<sub>3</sub> (7.0 mL) was stirred at 110°C for 2 h. The reaction mixture was concentrated under reduced pressure. The residue was diluted with NaHCO<sub>3</sub> (20.0 mL) and extracted with ethyl acetate (15.0 mL  $\times$  3). The combined organic layers were washed with brine (15.0 mL  $\times$  3), dried over Na<sub>2</sub>SO<sub>4</sub>, filtered, and concentrated under reduced pressure to give a residue. The residue was purified by flash silica gel chromatography to give 6-bromo-2-chloro-8-fluoroquinazoline (370 mg, 51.3% yield) as a pale yellow solid.  $M+H^+$  = 262.8 (LCMS).

**Step 6:**

**[00395]** A mixture of 6-bromo-2-chloro-8-fluoroquinazoline (350 mg, 1.3 mmol), 4,4,4',4',5,5,5',5'-octamethyl-2,2'-bi(1,3,2-dioxaborolane) (373 mg, 1.4 mmol), Pd(dppf)Cl<sub>2</sub> (97 mg, 133.8  $\mu$ mol), KOAc (394 mg, 4.0 mmol) in dioxane (12.0 mL) was degassed and purged with N<sub>2</sub> for 3 times, and then the mixture was stirred at 90°C for 12 h under N<sub>2</sub> atmosphere. The reaction mixture was concentrated under reduced pressure to give a residue. EtOAc (20.0 mL) was added to the residue. The resulting mixture was filtered and the filtrate was concentrated to give a residue. The residue was purified by flash silica gel chromatography to give (2-chloro-8-fluoroquinazolin-6-yl)boronic acid (300 mg, 88.1% yield) as a yellow solid.  $M+H^+$  = 227.2 (LCMS).

**Step 7:**

**[00396]** A mixture of (2-chloro-8-fluoroquinazolin-6-yl)boronic acid (120 mg, 530.0  $\mu$ mol), N-(5-bromo-3-fluoro-6-methylpyridin-2-yl)-2-chlorobenzenesulfonamide (201 mg, 530.0  $\mu$ mol), Pd(dppf)Cl<sub>2</sub> (38 mg, 53.0  $\mu$ mol), and NaHCO<sub>3</sub> (133 mg, 1.5 mmol, 61.8  $\mu$ L) in dioxane (4.0 mL) and H<sub>2</sub>O (0.4 mL) was degassed and purged with N<sub>2</sub> 3 times. The reaction mixture was stirred at 80°C for 12 h under N<sub>2</sub> atmosphere. The reaction mixture was concentrated under reduced pressure to give a residue. Ethyl acetate (10.0 mL) was added to the residue. The resulting mixture was filtered and the filtrate was concentrated to give a residue. The residue was purified by flash silica gel chromatography to give 2-chloro-N-(5-(2-chloro-8-fluoroquinazolin-6-yl)-3-

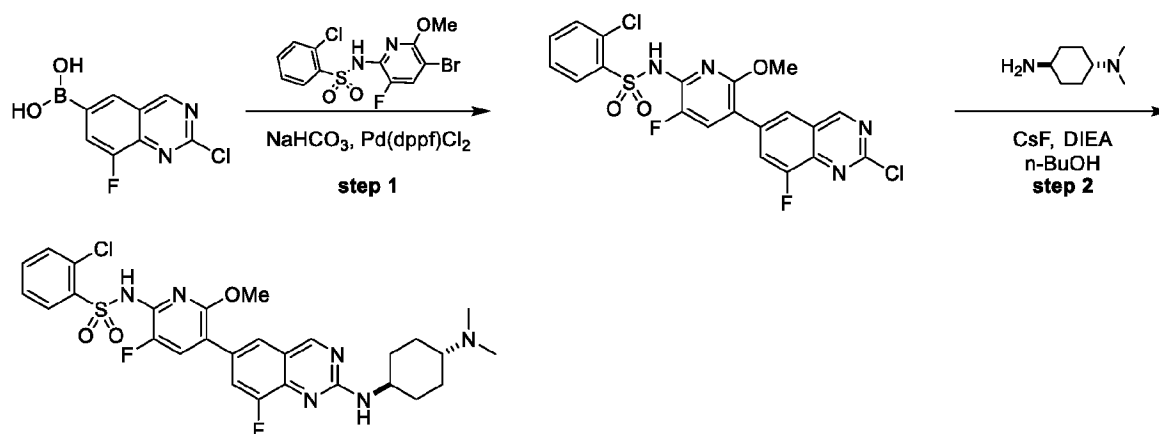


fluoro-6-methylpyridin-2-yl)benzenesulfonamide (56 mg, 14.7% yield) as a yellow solid.  $M+H^+$  = 481.2 (LCMS).

#### Step 8:

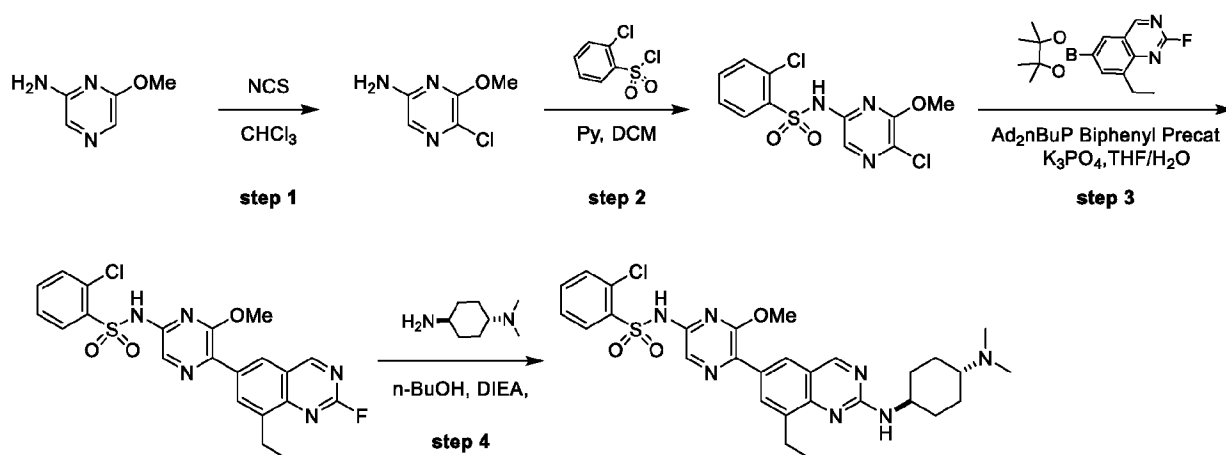
**[00397]** To a solution of (1*r*,4*r*)-N1,N1-dimethylcyclohexane-1,4-diamine (41 mg, 232.7  $\mu$ mol, HCl) in *n*-BuOH (3.0 mL) was added DIEA (45 mg, 349.0  $\mu$ mol, 60.8  $\mu$ L), 2-chloro-N-(5-(2-chloro-8-fluoroquinazolin-6-yl)-3-fluoro-6-methylpyridin-2-yl)benzenesulfonamide (56 mg, 116.3  $\mu$ mol), and CsF (17 mg, 116.3  $\mu$ mol). The reaction vessel was sealed and heated under microwave at 140 °C for 4 h. The reaction mixture was concentrated under reduced pressure to give a residue. The residue was purified by prep-HPLC (FA condition) to give 2-chloro-N-(5-(2-(((1*r*,4*r*)-4-(dimethylamino)cyclohexyl)amino)-8-fluoroquinazolin-6-yl)-3-fluoro-6-methylpyridin-2-yl)benzenesulfonamide (12.9 mg, 17.7% yield) as a yellow solid.  $M+H^+$  = 587.2 (LCMS);  $^1H$  NMR (400MHz, METHANOL- $d_4$ )  $\delta$  9.03 (br s, 1H), 8.52 (br s, 1H), 8.31 (d,  $J$  = 7.7 Hz, 1H), 7.58 - 7.44 (m, 4H), 7.41 (d,  $J$  = 10.8 Hz, 2H), 4.02 (tt,  $J$  = 3.9, 11.5 Hz, 1H), 3.23 (br t,  $J$  = 12.0 Hz, 1H), 2.86 (s, 6H), 2.30 (br d,  $J$  = 11.0 Hz, 2H), 2.21 - 2.12 (m, 5H), 1.79 - 1.65 (m, 2H), 1.54 - 1.39 (m, 2H).

#### Example 39: Synthesis of 2-chloro-N-(5-(2-(((1*r*,4*r*)-4-(dimethylamino)cyclohexyl)amino)-8-fluoroquinazolin-6-yl)-3-fluoro-6-methoxypyridin-2-yl)benzenesulfonamide (155)



**[00398]** The title compound was synthesized according to the synthetic procedure described in Example 38 to afford 2-chloro-N-(5-(2-(((1*r*,4*r*)-4-(dimethylamino)cyclohexyl)amino)-8-fluoroquinazolin-6-yl)-3-fluoro-6-methoxypyridin-2-yl)benzenesulfonamide (2.1 mg, 5.0% yield, FA) as a yellow solid.  $M+H^+$  = 603.1;  $^1H$  NMR (400MHz, METHANOL- $d_4$ )  $\delta$  9.04 (s, 1H), 8.32 (d,  $J$  = 7.7 Hz, 1H), 7.70 - 7.65 (m, 2H), 7.65 - 7.62 (m, 1H), 7.59 - 7.55 (m, 2H), 7.53 - 7.46 (m, 1H), 4.09 - 3.97 (m, 1H), 3.49 (s, 3H), 3.28 - 3.19 (m, 1H), 2.87 (s, 6H), 2.32 (br d,  $J$  = 10.6 Hz, 2H), 2.16 (br d,  $J$  = 11.9 Hz, 2H), 1.81 - 1.63 (m, 2H), 1.57 - 1.37 (m, 2H).

#### Example 40: Synthesis of 2-chloro-N-(5-(2-(((1*r*,4*r*)-4-(dimethylamino)cyclohexyl)amino)-8-ethylquinazolin-6-yl)-6-methoxypyrazin-2-yl)benzenesulfonamide (157)

**Step 1:**

**[00399]** To a solution of 6-methoxypyrazin-2-amine (0.5 g, 4.0 mmol) in  $\text{CHCl}_3$  (25 mL) was added NCS (533 mg, 4.0 mmol). The reaction mixture was stirred at 40°C for 12 h. The mixture was concentrated to give a residue. The residue was purified by column chromatography ( $\text{SiO}_2$ ) to give 5-chloro-6-methoxypyrazin-2-amine (95 mg, 14.9% yield) as a yellow solid.  $^1\text{H}$  NMR (400MHz,  $\text{CHLOROFORM-}d$ )  $\delta$  7.32 (s, 1H), 4.42 (s, 2H), 3.96 (s, 3H).

**Step 2:**

**[00400]** To a solution of 5-chloro-6-methoxypyrazin-2-amine (95 mg, 595.3  $\mu\text{mol}$ ) in DCM (8.0 mL) was added pyridine (141 mg, 1.7 mmol) and 2-chlorobenzenesulfonyl chloride (188 mg, 893.0  $\mu\text{mol}$ ). The reaction mixture was stirred at 45°C for 12 h. TLC indicated 5-chloro-6-methoxypyrazin-2-amine was remained, so 2-chlorobenzenesulfonyl chloride (62 mg, 293.7  $\mu\text{mol}$ ) was added and the mixture was stirred at 45°C for 12 h. The reaction mixture was concentrated to give a residue. The residue was purified by column chromatography ( $\text{SiO}_2$ ) to give 2-chloro-N-(5-chloro-6-methoxypyrazin-2-yl)benzenesulfonamide (131 mg, 59.4% yield) as a yellow solid.  $\text{M}+\text{H}^+ = 333.9$  (LCMS).

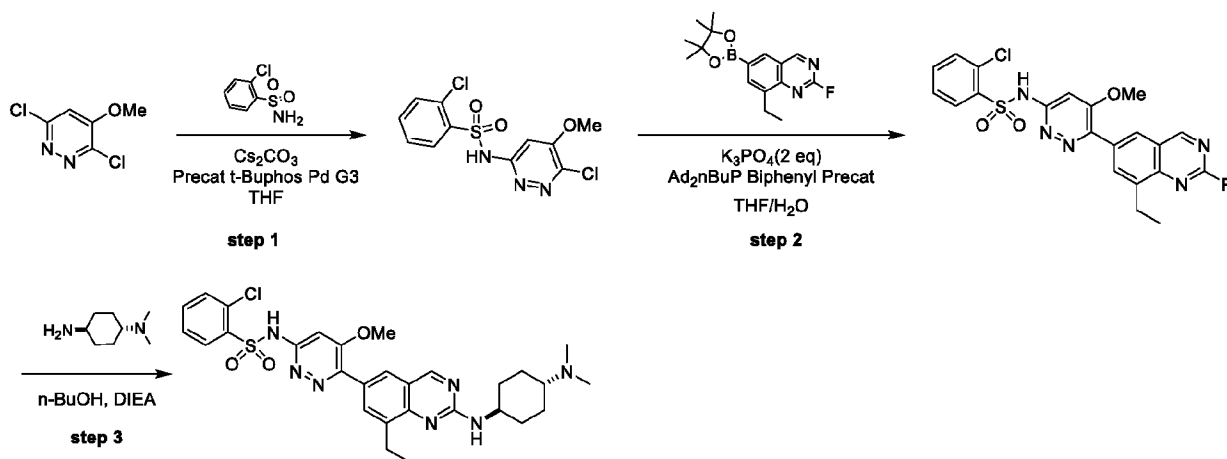
**Step 3:**

**[00401]** A mixture of 2-chloro-N-(5-chloro-6-methoxypyrazin-2-yl)benzenesulfonamide (50 mg, 149.6  $\mu\text{mol}$ ), 8-ethyl-2-fluoro-6-(4,4,5,5-tetramethyl-1,3,2-dioxaborolan-2-yl)quinazoline (45 mg, 149.6  $\mu\text{mol}$ ),  $\text{K}_3\text{PO}_4$  (0.5 M, 598.4  $\mu\text{L}$ ), and [2-(2-aminophenyl)phenyl]-chloro-palladium;bis(1-adamantyl)-butyl-phosphane (10 mg, 14.9  $\mu\text{mol}$ ) in THF (2.0 mL) was degassed and purged with  $\text{N}_2$  3 times. The mixture was stirred at 80°C for 12 h under  $\text{N}_2$  atmosphere. The reaction mixture was concentrated to give a residue. The residue was purified by prep-TLC ( $\text{SiO}_2$ ) to give 2-chloro-N-(5-(8-ethyl-2-fluoroquinazolin-6-yl)-6-methoxypyrazin-2-yl)benzenesulfonamide (44 mg, crude) as a yellow solid.

**Step 4:**

**[00402]** To a solution of 2-chloro-N-(5-(8-ethyl-2-fluoroquinazolin-6-yl)-6-methoxypyrazin-2-yl)benzenesulfonamide (44 mg, 92.8  $\mu\text{mol}$ ) in n-BuOH (3.0 mL) was added (1*r*,4*r*)-N1,N1-dimethylcyclohexane-1,4-diamine (26 mg, 185.7  $\mu\text{mol}$ , HCl) and DIEA (60 mg, 464.2  $\mu\text{mol}$ ). The reaction mixture was stirred at 100°C for 12 h. Additional (1*r*,4*r*)-N1,N1-dimethylcyclohexane-1,4-diamine (26 mg, 185.7  $\mu\text{mol}$ , HCl) and DIEA (60 mg, 464.2  $\mu\text{mol}$ ) were added. The reaction mixture was stirred at 100°C for another 20 h. The reaction mixture was concentrated under reduced pressure to give a residue. The residue was purified by prep-HPLC (FA condition) to give 2-chloro-N-(5-(2-(((1*r*,4*r*)-4-(dimethylamino)cyclohexyl)amino)-8-ethylquinazolin-6-yl)-6-methoxypyrazin-2-yl)benzenesulfonamide (5.1 mg, 7.8% yield, FA) as a pale yellow solid.  $M+H^+ = 596.2$  (LCMS);  $^1\text{H}$  NMR (400 MHz, METHANOL- $d_4$ )  $\delta$  8.98 (s, 1H), 8.56 - 8.44 (m, 1H), 8.33 (d,  $J = 7.9$  Hz, 1H), 8.14 (s, 2H), 7.86 (s, 1H), 7.61 - 7.48 (m, 3H), 4.03 - 3.92 (m, 1H), 3.73 (s, 3H), 3.27 - 3.17 (m, 1H), 3.10 - 3.02 (m, 2H), 2.88 (s, 6H), 2.44 - 2.34 (m, 2H), 2.18 (br dd,  $J = 1.7, 12.7$  Hz, 2H), 1.81 - 1.66 (m, 2H), 1.57 - 1.41 (m, 2H), 1.33 (t,  $J = 7.5$  Hz, 3H).

**Example 41: Synthesis of 2-chloro-N-(6-(2-(((1*r*,4*r*)-4-(dimethylamino)cyclohexyl)amino)-8-ethylquinazolin-6-yl)-5-methoxypyridazin-3-yl)benzenesulfonamide (159)**



**Step 1:**

**[00403]** To a solution of 2-chlorobenzenesulfonamide (1.0 g, 5.4 mmol) in THF (40.0 mL) was added 3,6-dichloro-4-methoxypyridazine (0.6 g, 3.6 mmol), [2-(2-aminophenyl)phenyl]-methylsulfonyloxy-palladium;ditert-butyl-[2-(2,4,6-triisopropylphenyl)phenyl]phosphane (288 mg, 363.1  $\mu\text{mol}$ ), and  $\text{Cs}_2\text{CO}_3$  (2.3 g, 7.2 mmol). The reaction mixture was stirred at 80°C for 12 h. The reaction mixture was concentrated to give a residue. The residue was diluted with  $\text{H}_2\text{O}$  (20.0 mL) and extracted with EtOAc (20.0 mL  $\times$  3). The combined organic layers were washed with brine (20.0 mL  $\times$  3), dried over  $\text{Na}_2\text{SO}_4$ , filtered, and concentrated under reduced pressure to give a residue. The residue was purified by prep-HPLC (TFA condition) to give 2-

chloro-N-(6-chloro-5-methoxypyridazin-3-yl)benzenesulfonamide (75 mg, 6.1% yield) as a red solid.  $^1\text{H}$  NMR (400MHz, DMSO- $d_6$ )  $\delta$  8.13 (d,  $J$  = 7.3 Hz, 1H), 7.61 - 7.57 (m, 2H), 7.57 - 7.48 (m, 1H), 7.24 (br d,  $J$  = 7.7 Hz, 1H), 3.95 (s, 3H).

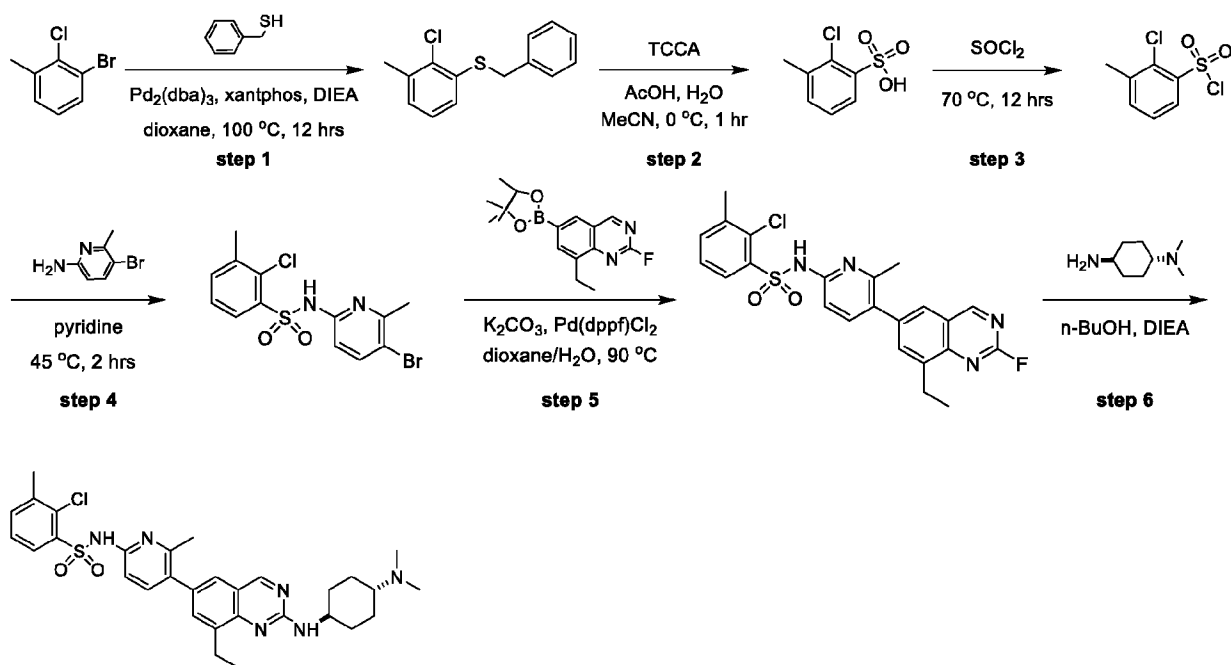
**Step 2:**

**[00404]** A mixture of 2-chloro-N-(6-chloro-5-methoxypyridazin-3-yl)benzenesulfonamide (50 mg, 149.6  $\mu\text{mol}$ ), 8-ethyl-2-fluoro-6-(4,4,5,5-tetramethyl-1,3,2-dioxaborolan-2-yl)quinazoline (54 mg, 179.5  $\mu\text{mol}$ ),  $\text{K}_3\text{PO}_4$  (0.5 M, 598.4  $\mu\text{L}$ ), and [2-(2-aminophenyl)phenyl]-chloro-palladium;bis(1-adamantyl)-butyl-phosphane (10 mg, 14.9  $\mu\text{mol}$ ) in THF (2.0 mL) was taken up into a microwave tube, then degassed and purged with  $\text{N}_2$  for 3 times. The sealed tube was heated at 120°C for 4 h under microwave. The reaction mixture was concentrated under reduced pressure to give a residue. The residue was purified by prep-TLC ( $\text{SiO}_2$ ) to afford 2-chloro-N-(6-(8-ethyl-2-fluoroquinazolin-6-yl)-5-methoxypyridazin-3-yl)benzenesulfonamide (14 mg, 16.6% yield) as a yellow solid.  $\text{M}+\text{H}^+$  = 474.1 (LCMS).

**Step 3:**

**[00405]** To a solution of 2-chloro-N-(6-(8-ethyl-2-fluoroquinazolin-6-yl)-5-methoxypyridazin-3-yl)benzenesulfonamide (21 mg, 44.3  $\mu\text{mol}$ ) in n-BuOH (1.0 mL) was added (1*r*,4*r*)-N1,N1-dimethylcyclohexane-1,4-diamine (15 mg, 88.6  $\mu\text{mol}$ , HCl) and DIEA (28 mg, 221.5  $\mu\text{mol}$ ). The reaction mixture was stirred at 100°C for 12 h. The reaction mixture was concentrated under reduced pressure to give a residue. The residue was purified by prep-HPLC (FA condition) to give 2-chloro-N-(6-(2-(((1*r*,4*r*)-4-(dimethylamino)cyclohexyl)amino)-8-ethylquinazolin-6-yl)-5-methoxypyridazin-3-yl)benzenesulfonamide (3.8 mg, 12.8% yield, FA) as a pale yellow solid.  $\text{M}+\text{H}^+$  = 596.2 (LCMS);  $^1\text{H}$ NMR (400 MHz, METHANOL- $d_4$ )  $\delta$  9.03 (s, 1H), 8.59 - 8.50 (m, 1H), 8.27 - 8.18 (m, 1H), 8.06 (d,  $J$  = 1.1 Hz, 1H), 7.94 (s, 1H), 7.63 - 7.44 (m, 3H), 7.33 (s, 1H), 4.01 (s, 3H), 3.99 - 3.94 (m, 1H), 3.15 - 3.01 (m, 3H), 2.77 (s, 6H), 2.37 (br dd,  $J$  = 1.9, 11.1 Hz, 2H), 2.20 - 2.10 (m, 2H), 1.82 - 1.60 (m, 2H), 1.57 - 1.42 (m, 2H), 1.33 (t,  $J$  = 7.5 Hz, 3H).

**Example 42: Synthesis of 2-chloro-N-(5-(2-(((1*r*,4*r*)-4-(dimethylamino)cyclohexyl)amino)-8-ethylquinazolin-6-yl)-6-methylpyridin-2-yl)-3-methylbenzenesulfonamide (160)**

**Step 1:**

**[00406]** A mixture of 1-bromo-2-chloro-3-methylbenzene (3.0 g, 14.6 mmol), phenylmethanethiol (2.1 g, 17.5 mmol, 2.0 mL), (1E,4E)-1,5-diphenylpenta-1,4-dien-3-one; palladium (2.6 g, 2.9 mmol), DIEA (5.6 g, 43.8 mmol, 7.6 mL), and (5-diphenylphosphanyl-9,9-dimethyl-xanthen-4-yl)-diphenyl-phosphane (1.6 g, 2.9 mmol) in dioxane (60.0 mL) was degassed and purged with N<sub>2</sub> for 3 times, and then the mixture was stirred at 100°C for 12 h under N<sub>2</sub> atmosphere. The reaction mixture was concentrated under reduced pressure. The residue was purified by column chromatography (SiO<sub>2</sub>) to afford benzyl(2-chloro-3-methylphenyl)sulfane (2.6 g, 53.6% yield) as a yellow solid. <sup>1</sup>HNMR (400MHz, CHLOROFORM-*d*)  $\delta$  7.44 - 7.37 (m, 2H), 7.36 - 7.23 (m, 3H), 7.16 - 7.03 (m, 3H), 4.42 - 3.93 (m, 2H), 2.73 - 2.22 (m, 3H).

**Step 2:**

**[00407]** To a solution of benzyl(2-chloro-3-methylphenyl)sulfane (0.5 g, 2.0 mmol) in MeCN (5.0 mL) was added H<sub>2</sub>O (7 mg, 401.9  $\mu$ mol, 7.2  $\mu$ L) and AcOH (12 mg, 200.9  $\mu$ mol, 11.4  $\mu$ L) then added trichloroisocyanuric acid (TCCA) (467 mg, 2.0 mmol) at 0°C. The reaction mixture was stirred at 0°C for 1 h. The reaction mixture was concentrated under reduced pressure. The residue was purified by prep-HPLC (basic condition) to afford 2-chloro-3-methylbenzenesulfonic acid (70 mg, 16.8% yield) as a white solid.

**Step 3:**

**[00408]** A solution of 2-chloro-3-methylbenzenesulfonic acid (100 mg, 483.9  $\mu$ mol) in SOCl<sub>2</sub> (4.0 mL) and DMF (0.1 mL) was stirred at 70°C for 12 h. The reaction mixture was

concentrated under reduced pressure to afford 2-chloro-3-methylbenzenesulfonyl chloride (100 mg, crude) as yellow oil.

**Step 4:**

**[00409]** To a solution of 5-bromo-6-methyl-pyridin-2-amine (80 mg, 427.7  $\mu\text{mol}$ ) in pyridine (2.0 mL) was added 2-chloro-3-methylbenzenesulfonyl chloride (96 mg, 427.7  $\mu\text{mol}$ ). The reaction mixture was stirred at 45°C for 2 h. The reaction mixture was concentrated under reduced pressure. The residue was purified by prep-HPLC (FA condition) to give N-(5-bromo-6-methylpyridin-2-yl)-2-chloro-3-methylbenzenesulfonamide (16 mg, 8.8% yield, FA) as a white solid.

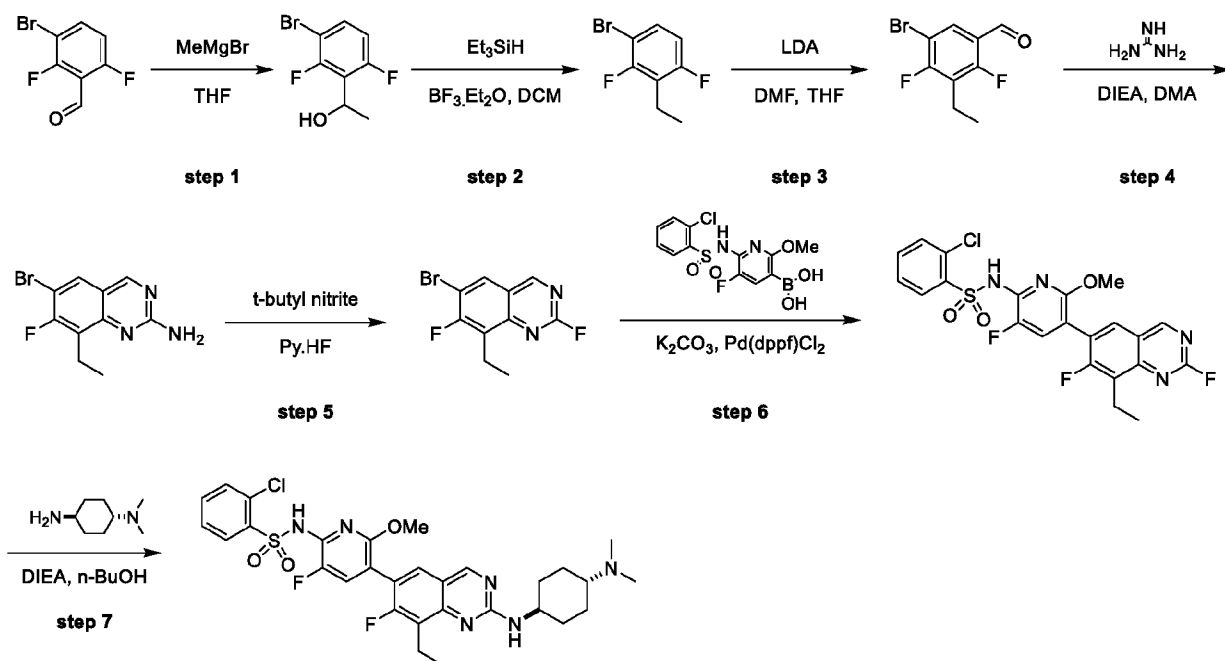
**Step 5:**

**[00410]** A mixture of N-(5-bromo-6-methylpyridin-2-yl)-2-chloro-3-methylbenzenesulfonamide (6 mg, 14.2  $\mu\text{mol}$  FA), 8-ethyl-2-fluoro-6-(4,4,5,5-tetramethyl-1,3,2-dioxaborolan-2-yl)quinazoline (4. mg, 14.2  $\mu\text{mol}$ ),  $\text{K}_2\text{CO}_3$  (5 mg, 42.6  $\mu\text{mol}$ ), and  $\text{Pd}(\text{dppf})\text{Cl}_2$  (1 mg, 1.4  $\mu\text{mol}$ ) in dioxane (2.0 mL) and  $\text{H}_2\text{O}$  (0.2 mL) was degassed and purged with  $\text{N}_2$  for 3 times, and then the mixture was stirred at 90°C for 12 h under  $\text{N}_2$  atmosphere. The reaction mixture was concentrated under reduced pressure. The residue was combined with another 10 mg batch and purified by prep-TLC ( $\text{SiO}_2$ ) to afford 2-chloro-N-(5-(8-ethyl-2-fluoroquinazolin-6-yl)-6-methylpyridin-2-yl)-3-methylbenzenesulfonamide (20 mg) as a white solid.  $\text{M}+\text{H}^+ = 471.2$  (LCMS).

**Step 6:**

**[00411]** To a solution of 2-chloro-N-(5-(8-ethyl-2-fluoroquinazolin-6-yl)-6-methylpyridin-2-yl)-3-methylbenzenesulfonamide (20 mg, 42.4  $\mu\text{mol}$ ) in n-BuOH (2.0 mL) was added DIEA (27 mg, 212.3  $\mu\text{mol}$ , 36.9  $\mu\text{L}$ ) and (1*r*,4*r*)-N1,N1-dimethylcyclohexane-1,4-diamine (15 mg, 84.9  $\mu\text{mol}$ , HCl). The reaction mixture was stirred at 100°C for 12 h. The reaction mixture was concentrated under reduced pressure. The residue was purified by prep-HPLC (FA condition) to give 2-chloro-N-(5-(2-(((1*r*,4*r*)-4-(dimethylamino)cyclohexyl)amino)-8-ethylquinazolin-6-yl)-6-methylpyridin-2-yl)-3-methylbenzenesulfonamide (4.7 mg, 16.6% yield, FA) as a pale yellow solid.  $\text{M}+\text{H}^+ = 593.2$  (LCMS);  $^1\text{H}$  NMR (400MHz,  $\text{METHANOL-}d_4$ )  $\delta$  9.00 (s, 1H), 8.58 (br s, 1H), 8.11 (d,  $J = 7.6$  Hz, 1H), 7.67 (d,  $J = 8.9$  Hz, 1H), 7.55 - 7.47 (m, 3H), 7.41 - 7.33 (m, 1H), 7.19 (d,  $J = 8.8$  Hz, 1H), 3.98 (ddd,  $J = 4.0, 7.8, 11.5$  Hz, 1H), 3.13 - 3.06 (m, 2H), 3.00 (br t,  $J = 11.7$  Hz, 1H), 2.73 (s, 6H), 2.44 (s, 3H), 2.41 - 2.31 (m, 5H), 2.16 (br d,  $J = 12.0$  Hz, 2H), 1.75 - 1.57 (m, 2H), 1.54 - 1.40 (m, 2H), 1.33 (t,  $J = 7.5$  Hz, 3H).

**Example 43: Synthesis of 2-chloro-N-(5-(2-(((1*r*,4*r*)-4-(dimethylamino)cyclohexyl)amino)-8-ethyl-7-fluoroquinazolin-6-yl)-3-fluoro-6-methoxypyridin-2-yl)benzenesulfonamide (163)**

**Step 1:**

**[00412]** To a solution of 3-bromo-2,6-difluorobenzaldehyde (20 g, 90.5 mmol) in THF (320.0 mL) at  $-78^{\circ}\text{C}$  was added MeMgBr (3 M, 42.2 mL) dropwise under  $\text{N}_2$  atmosphere. The reaction mixture was stirred at  $-78^{\circ}\text{C}$  for 30 minutes, then at  $0^{\circ}\text{C}$  for 1.5 h. The reaction mixture was quenched by addition of saturated  $\text{NH}_4\text{Cl}$  (300.0 mL) aqueous solution and extracted with ethyl acetate (80.0 mL  $\times$  3). The combined organic layers were washed with brine (80.0 mL  $\times$  3), dried over  $\text{Na}_2\text{SO}_4$ , filtered, and concentrated under reduced pressure to give a residue. The residue was purified by flash silica gel chromatography to afford 1-(3-bromo-2,6-difluorophenyl)ethan-1-ol (21.0 g, 78.3% yield) as a yellow oil.  $^1\text{H}$  NMR (400MHz,  $\text{CHLOROFORM-}d$ )  $\delta$  7.39 (ddd,  $J = 5.8, 7.8, 8.8$  Hz, 1H), 6.77 (dt,  $J = 1.7, 9.3$  Hz, 1H), 5.30 - 5.14 (m, 1H), 2.79 (br d,  $J = 3.1$  Hz, 1H), 1.58 (d,  $J = 6.8$  Hz, 3H).

**Step 2:**

**[00413]** To a solution of 1-(3-bromo-2,6-difluorophenyl)ethan-1-ol (21.0 g, 88.5 mmol) and  $\text{Et}_3\text{SiH}$  (20.6 g, 177.1 mmol, 28.3 mL) in DCM (800.0 mL) was added  $\text{BF}_3 \cdot \text{Et}_2\text{O}$  (44.9 g, 310.0 mmol, 39.0 mL, 98% purity) at  $0^{\circ}\text{C}$  under  $\text{N}_2$  atmosphere. The reaction mixture was stirred at  $35^{\circ}\text{C}$  for 72 h. The reaction mixture was quenched by addition saturated  $\text{NaHCO}_3$  (500.0 mL) aqueous solution at  $0^{\circ}\text{C}$  and extracted with DCM (100.0 mL  $\times$  3). The combined organic layers were washed with brine (100.0 mL  $\times$  3), dried over  $\text{Na}_2\text{SO}_4$ , filtered, and concentrated under reduced pressure to give a residue. The residue was purified by flash silica gel chromatography to give 1-bromo-3-ethyl-2,4-difluorobenzene (9.8 g, 40.0% yield) as a colorless oil.  $^1\text{H}$  NMR

(400MHz, CHLOROFORM-*d*)  $\delta$  7.35 (ddd,  $J$  = 5.9, 7.9, 8.9 Hz, 1H), 6.78 (dt,  $J$  = 1.7, 8.8 Hz, 1H), 2.73 (tq,  $J$  = 1.3, 7.5 Hz, 2H), 1.21 (t,  $J$  = 7.6 Hz, 3H).

**Step 3:**

**[00414]** To a solution of 1-bromo-3-ethyl-2,4-difluorobenzene (9.8 g, 44.3 mmol) in THF (100.0 mL) was added dropwise LDA (2 M, 26.6 mL) at -78°C. After addition, the mixture was stirred at this temperature for 1 h, and then DMF (4.2 g, 57.6 mmol, 4.4 mL) was added dropwise at -78°C. The resulting mixture was stirred at -78°C for 1 h. The reaction mixture was quenched by addition saturated NH<sub>4</sub>Cl (100.0 mL) aqueous solution and extracted with ethyl acetate (50.0 mL  $\times$  3). The combined organic layers were washed with brine (50.0 mL  $\times$  3), dried over Na<sub>2</sub>SO<sub>4</sub>, filtered, and concentrated under reduced pressure to give a residue. The residue was purified by flash silica gel chromatography to afford 5-bromo-3-ethyl-2,4-difluorobenzaldehyde (3.3 g, 20.9% yield) as a yellow oil. <sup>1</sup>H NMR (400MHz, CHLOROFORM-*d*)  $\delta$  10.24 (s, 1H), 7.95 (t,  $J$  = 7.5 Hz, 1H), 2.79 (tq,  $J$  = 1.4, 7.6 Hz, 2H), 1.29 - 1.21 (m, 3H).

**Step 4:**

**[00415]** To a solution of 5-bromo-3-ethyl-2,4-difluorobenzaldehyde (3.3 g, 13.2 mmol) in DMA (65.0 mL) was added guanidine (1.6 g, 13.2 mmol, H<sub>2</sub>CO<sub>3</sub>) and DIEA (1.7 g, 13.2 mmol, 2.3 mL). The mixture was stirred at 160°C for 1 h. The reaction mixture was quenched by addition H<sub>2</sub>O (200.0 mL) and extracted with ethyl acetate (30.0 mL  $\times$  3). The combined organic layers were washed with brine (30.0 mL  $\times$  3), dried over Na<sub>2</sub>SO<sub>4</sub>, filtered, and concentrated under reduced pressure to give a residue. The residue was purified by flash silica gel chromatography to afford 6-bromo-8-ethyl-7-fluoroquinazolin-2-amine (318 mg, 7.1% yield) as a yellow oil. <sup>1</sup>HNMR (400MHz, CHLOROFORM-*d*)  $\delta$  8.89 (s, 1H), 7.78 (d,  $J$  = 7.5 Hz, 1H), 5.24 (br s, 2H), 3.09 (dq,  $J$  = 2.2, 7.5 Hz, 2H), 1.25 (t,  $J$  = 7.5 Hz, 3H).

**Step 5:**

**[00416]** To a solution of 6-bromo-8-ethyl-7-fluoroquinazolin-2-amine (318 mg, 1.1 mmol) in pyridine (3.0 mL) was added pyridine;hydrofluoride (6.6 g, 66.6 mmol, 6.0 mL) at -40°C. The mixture was stirred at -40°C for 15 min. Then tert-butyl nitrite (242 mg, 2.3 mmol, 280.0  $\mu$ L) was added. The mixture was stirred at 25°C for 1 h. The reaction mixture was quenched by addition saturated NaHCO<sub>3</sub> (400.0 mL) and extracted with EtOAc (50.0 mL  $\times$  3). The combined organic layers were washed with brine (50.0 mL  $\times$  3), dried over Na<sub>2</sub>SO<sub>4</sub>, filtered, and concentrated under reduced pressure. The residue was purified by flash silica gel chromatography to afford 6-bromo-8-ethyl-2,7-difluoroquinazoline (180 mg, 54.3% yield) as a yellow solid. <sup>1</sup>HNMR (400MHz, CHLOROFORM-*d*)  $\delta$  9.25 (d,  $J$  = 2.4 Hz, 1H), 8.12 (d,  $J$  = 7.1 Hz, 1H), 3.22 (dq,  $J$  = 2.1, 7.5 Hz, 2H), 1.30 (t,  $J$  = 7.5 Hz, 3H).



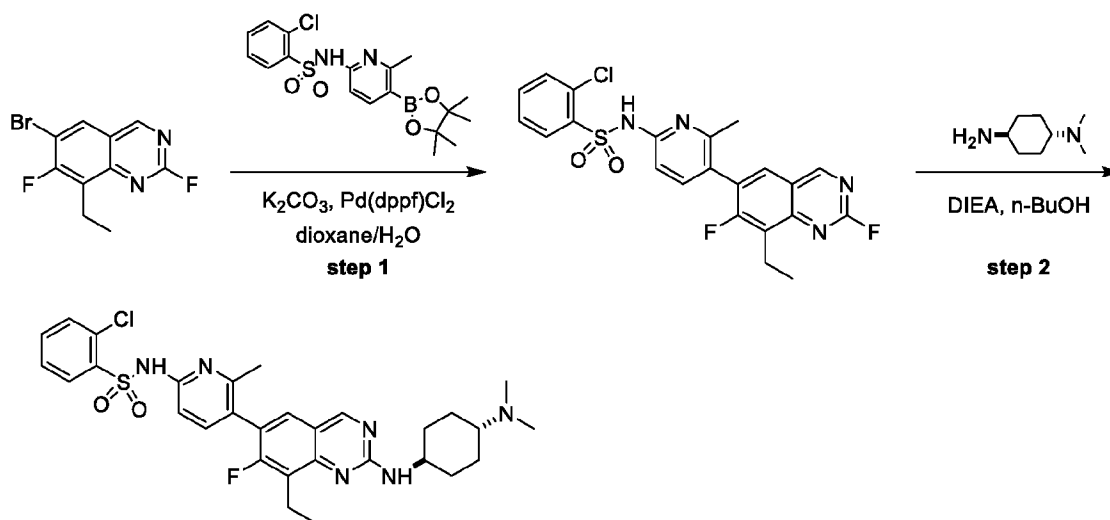
**Step 6:**

**[00417]** A mixture of 6-bromo-8-ethyl-2,7-difluoroquinazoline (40 mg, 146.4  $\mu\text{mol}$ ), (6-((2-chlorophenyl)sulfonamido)-5-fluoro-2-methoxypyridin-3-yl)boronic acid (105 mg, 292.9  $\mu\text{mol}$ ),  $\text{K}_2\text{CO}_3$  (60 mg, 439.4  $\mu\text{mol}$ ),  $\text{Pd}(\text{dppf})\text{Cl}_2$  (10 mg, 14.6  $\mu\text{mol}$ ), and  $\text{H}_2\text{O}$  (0.1 mL) in dioxane (1.0 mL) was degassed and purged with  $\text{N}_2$  for 3 times. The reaction mixture was stirred at  $90^\circ\text{C}$  for 12 h under  $\text{N}_2$  atmosphere. The reaction mixture was concentrated under reduced pressure. The residue was purified by prep-TLC ( $\text{SiO}_2$ ) to afford 2-chloro-N-(5-(8-ethyl-2,7-difluoroquinazolin-6-yl)-3-fluoro-6-methoxypyridin-2-yl)benzenesulfonamide (27 mg, 21.2% yield) as yellow oil.  $\text{M}+\text{H}^+ = 509.1$  (LCMS).

**Step 7:**

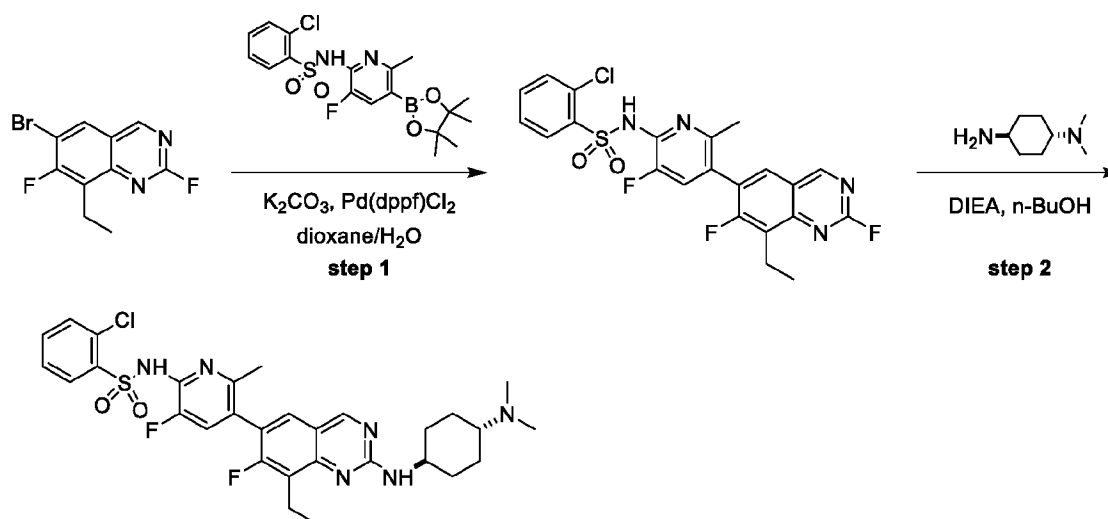
**[00418]** To a solution of 2-chloro-N-(5-(8-ethyl-2,7-difluoroquinazolin-6-yl)-3-fluoro-6-methoxypyridin-2-yl)benzenesulfonamide (27 mg, 53.0  $\mu\text{mol}$ ) in n-BuOH (2.0 mL) was added DIEA (34 mg, 265.2  $\mu\text{mol}$ , 46.2  $\mu\text{L}$ ) and (1*r*,4*r*)-N1,N1-dimethylcyclohexane-1,4-diamine (18 mg, 106.1  $\mu\text{mol}$ , HCl). The reaction mixture was stirred at  $100^\circ\text{C}$  for 12 h. The reaction mixture was concentrated under reduced pressure. The residue was purified by prep-HPLC (FA condition) to give 2-chloro-N-(5-(2-(((1*r*,4*r*)-4-(dimethylamino)cyclohexyl)amino)-8-ethyl-7-fluoroquinazolin-6-yl)-3-fluoro-6-methoxypyridin-2-yl)benzenesulfonamide (3.0 mg, 7.8% yield, FA) as a yellow solid.  $\text{M}+\text{H}^+ = 631.2$  (LCMS);  $^1\text{H}$  NMR (400MHz,  $\text{METHANOL-}d_4$ )  $\delta$  8.87 (br s, 1H), 8.30 (br d,  $J = 7.9$  Hz, 1H), 7.53 - 7.47 (m, 3H), 7.45 (br s, 1H), 7.37 (br d,  $J = 9.7$  Hz, 1H), 3.93 (br s, 1H), 3.36 (s, 3H), 3.15 (br d,  $J = 12.8$  Hz, 1H), 3.01 (br d,  $J = 6.6$  Hz, 2H), 2.83 (s, 6H), 2.34 (br d,  $J = 10.8$  Hz, 2H), 2.15 (br d,  $J = 10.4$  Hz, 2H), 1.75 - 1.58 (m, 2H), 1.53 - 1.37 (m, 2H), 1.19 (br t,  $J = 6.5$  Hz, 3H).

**Example 44: Synthesis of 2-chloro-N-(5-(2-(((1*r*,4*r*)-4-(dimethylamino)cyclohexyl)amino)-8-ethyl-7-fluoroquinazolin-6-yl)-6-methylpyridin-2-yl)benzenesulfonamide (161)**



**[00419]** The title compound was synthesized according to the synthetic procedure described in Example 43 to afford 2-chloro-N-(5-(2-(((1*r*,4*r*)-4-(dimethylamino)cyclohexyl)amino)-8-ethyl-7-fluoroquinazolin-6-yl)-6-methylpyridin-2-yl)benzenesulfonamide (7.9 mg, 12.6% yield, FA) as a pale yellow solid.  $M+H^+ = 597.3$  (LCMS);  $^1H$  NMR (400MHz, METHANOL- $d_4$ )  $\delta$  8.95 (s, 1H), 8.52 (br s, 1H), 8.23 (d,  $J = 8.4$  Hz, 1H), 7.61 (d,  $J = 8.8$  Hz, 1H), 7.57 - 7.51 (m, 3H), 7.51 - 7.45 (m, 1H), 7.17 (br d,  $J = 8.6$  Hz, 1H), 4.04 - 3.93 (m, 1H), 3.23 (br t,  $J = 10.8$  Hz, 1H), 3.08 (q,  $J = 7.5$  Hz, 2H), 2.86 (s, 6H), 2.38 (br d,  $J = 10.4$  Hz, 2H), 2.25 (s, 3H), 2.19 (br d,  $J = 11.7$  Hz, 2H), 1.79 - 1.65 (m, 2H), 1.58 - 1.42 (m, 2H), 1.25 (t,  $J = 7.4$  Hz, 3H).

**Example 45: Synthesis of 2-chloro-N-(5-(2-(((1*r*,4*r*)-4-(dimethylamino)cyclohexyl)amino)-8-ethyl-7-fluoroquinazolin-6-yl)-3-fluoro-6-methylpyridin-2-yl)benzenesulfonamide (162)**



**[00420]** The title compound was synthesized according to the synthetic procedure described in Example 43 to afford 2-chloro-N-(5-(2-(((1*r*,4*r*)-4-(dimethylamino)cyclohexyl)amino)-8-ethyl-7-fluoroquinazolin-6-yl)-3-fluoro-6-methylpyridin-2-yl)benzenesulfonamide (3.4 mg, 6.4% yield, FA) as a white solid.  $M+H^+ = 615.3$  (LCMS);  $^1H$  NMR (400MHz, METHANOL- $d_4$ )  $\delta$  8.94 (br s, 1H), 8.55 (br s, 1H), 8.31 (br d,  $J = 7.7$  Hz, 1H), 7.60 - 7.46 (m, 4H), 7.38 (br d,  $J = 10.4$  Hz, 1H), 3.98 (br s, 1H), 3.23 (br s, 1H), 3.07 (br d,  $J = 7.1$  Hz, 2H), 2.86 (s, 6H), 2.38 (br d,  $J = 9.3$  Hz, 2H), 2.18 (br d,  $J = 10.8$  Hz, 2H), 2.03 (s, 3H), 1.80 - 1.63 (m, 2H), 1.57 - 1.38 (m, 2H), 1.23 (br t,  $J = 7.0$  Hz, 3H).

## II. Biological Evaluation

### Example 1: In Vitro FRET Assay

**[00421]** In vitro FRET assay was performed to evaluate the ability of select compounds to inhibit IRE1, the results of which are summarized in **Table 3**. To perform the in vitro FRET assay, 1X complete assay buffer (CAB; 1M DTT, 50 mM sodium citrate pH 7.15, 1mM magnesium acetate, 0.02% tween 20) was used to dilute SignalChem IRE1a protein to a final concentration of 2 nM. Selected compounds were serially diluted with DMSO in a non-binding

black 384-well plate for a total of 15  $\mu$ l in each well. 2  $\mu$ l of the serially diluted compound or DMSO control were then added to new wells containing 98  $\mu$ l of 1X CAB, for a total volume of 100  $\mu$ l, 10  $\mu$ l of which were then transferred to wells of a new plate. 5  $\mu$ l of the diluted IRE1a was then added to each well. 5  $\mu$ l of a 400 mM XBP1 RNA probe was then added to each well. Fluorescence was then read over 30 minutes in kinetic mode (485/515 nm).

**[00422]** Two RNA probes were used, XBP1 wildtype (SEQ ID NO: 2) which is able to be spliced by active IRE1a or XBP1 mutant (SEQ ID NO: 3) which is unable to be spliced. Each probe contained a 5' 6-FAM modification and a 3' IOWA Black FQ modification.

**[00423]** A second FRET assay was performed to assess ATP-mediated inhibition. In this case, compounds and IRE1a were prepared and combined as discussed above, with the addition of ATP up to 1 mM final concentration. This mixture was incubated at room temperature for 60 minutes and then 5  $\mu$ l of 400 nM XBP1 wildtype or mutant RNA probe was added. Plates were then read over 30 minutes in kinetic mode (485/515 nm).

**Table 3**

Compound Ref. No.	Mean IC <sub>50</sub>
23; Formic Acid Salt	A
24; Formic Acid Salt	A
25; Formic Acid Salt	A
26; Formic Acid Salt	A
27; Formic Acid Salt	A
28; Formic Acid Salt	A
29; Formic Acid Salt	A
30; Formic Acid Salt	C
31; Formic Acid Salt	D
32; Formic Acid Salt	A
33; Formic Acid Salt	A
34; Formic Acid Salt	A
35; Formic Acid Salt	A
36; Formic Acid Salt	A
37; HCl Salt	A
38; Formic Acid Salt	A
39; Formic Acid Salt	A
40; Formic Acid Salt	A
41; Formic Acid Salt	A

Compound Ref. No.	Mean IC <sub>50</sub>
42; Formic Acid Salt	A
43; Formic Acid Salt	A
44; Formic Acid Salt	A
45; Formic Acid Salt	C
46; Formic Acid Salt	A
47; Formic Acid Salt	A
48; Formic Acid Salt	A
49; Formic Acid Salt	A
50; Formic Acid Salt	A
51; Formic Acid Salt	A
52; Formic Acid Salt	A
53; Formic Acid Salt	A
54; Formic Acid Salt	A
55; Formic Acid Salt	A
56; Formic Acid Salt	A
57; Formic Acid Salt	A
58; Formic Acid Salt	B
59; Formic Acid Salt	B
60; Formic Acid Salt	A
61; Formic Acid Salt	A
62; Formic Acid Salt	A
63; Formic Acid Salt	A
64; Formic Acid Salt	A
65; Formic Acid Salt	A
66; Formic Acid Salt	A
67; Formic Acid Salt	A
68; Formic Acid Salt	A
69; Formic Acid Salt	A
70; Formic Acid Salt	A
71; Formic Acid Salt	A
72; Formic Acid Salt	A
73; Formic Acid Salt	A
74; Formic Acid Salt	A

Compound Ref. No.	Mean IC <sub>50</sub>
75; Formic Acid Salt	A
76; Formic Acid Salt	A
77; Formic Acid Salt	A
78; Formic Acid Salt	A
79; Formic Acid Salt	A
80; Formic Acid Salt	A
81; Formic Acid Salt	A
82; Formic Acid Salt	A
83; Formic Acid Salt	B
84; Formic Acid Salt	A
85; Formic Acid Salt	A
86; Formic Acid Salt	A
87; Formic Acid Salt	A
88; Formic Acid Salt	A
89; Formic Acid Salt	A
90; Formic Acid Salt	A
91; Formic Acid Salt	A
92; Formic Acid Salt	A
93; Formic Acid Salt	A
94; Formic Acid Salt	A
95; Formic Acid Salt	A
96; Formic Acid Salt	A
97; Formic Acid Salt	A
98; Formic Acid Salt	A
99; Formic Acid Salt	A
108; Formic Acid Salt	A
116; Formic Acid Salt	A
117; Formic Acid Salt	A
118; Formic Acid Salt	A
119; Formic Acid Salt	A
122; Formic Acid Salt	A
124; Formic Acid Salt	A

Compound Ref. No.	Mean IC <sub>50</sub>
125; Formic Acid Salt	A
126; Formic Acid Salt	C
127; Formic Acid Salt	A
128; Formic Acid Salt	A
130; Formic Acid Salt	A
131; Formic Acid Salt	A
132; Formic Acid Salt	A
133; Formic Acid Salt	A
135; Formic Acid Salt	A
137; Formic Acid Salt	A
139; Formic Acid Salt	B
141; Formic Acid Salt	A
142; Formic Acid Salt	B
143; Formic Acid Salt	B
144; Formic Acid Salt	C
145; Formic Acid Salt	A
147; Formic Acid Salt	B
148; Formic Acid Salt	A
149; Formic Acid Salt	A
150; Formic Acid Salt	A
151; Formic Acid Salt	A
152; Formic Acid Salt	A
153; Formic Acid Salt	A
154; Formic Acid Salt	A
155; Formic Acid Salt	A
156; Formic Acid Salt	D
157; Formic Acid Salt	A
158; Formic Acid Salt	A
159; Formic Acid Salt	A
160; Formic Acid Salt	A
161; Formic Acid Salt	A
162; Formic Acid Salt	A

Compound Ref. No.	Mean IC <sub>50</sub>
163; Formic Acid Salt	A

Note: Biochemical assay Mean IC<sub>50</sub> data are designated within the following ranges:

A:  $\leq 5$  nM; B:  $> 5$  nM to  $\leq 50$  nM; C:  $> 50$  nM to  $\leq 100$  nM; and D:  $> 100$  nM to  $\leq 10$   $\mu$ M.

### Example 2: In Vitro Luciferase Assay

**[00424]** Compounds disclosed herein were assessed for disruption of IRE1 signaling using a IRE1a Endoribonuclease Nanoluciferase Assay. Briefly,  $2.5 \times 10^6$  293T cells were seeded in a 10 cm<sup>2</sup> tissue culture plate. About 24 hours later, the cells were transfected with Effectene. In a 15 mL tube, the following was added: 2  $\mu$ g XBP1 luciferase reporter plasmid (PGK-Luc2-P2A-XBP1u-Nanoluciferase-PEST); 300  $\mu$ l EC buffer; and 16  $\mu$ l Enhancer, followed by incubation at room temp for 5 minutes. Next, 60  $\mu$ l Effectene (Qiagen 301427) was added, followed by incubation at room temperature for 10 minutes. 2.6 mL cDMEM media was added. Old media was aspirated from the cells, followed by addition of 7 mL fresh media. Full transfection mixture was added dropwise to cells. Cells were incubated for 6 hours, followed by trypsinization, centrifugation and resuspension in 11 mL fresh cDMEM media. 100  $\mu$ L of cells were plated per a well in a 96 well plate. A day later, ER stressors of choice +/- inhibitors were added. To harvest, media was aspirated from cells completely, then 50  $\mu$ L 1x passive lysis buffer (Promega: E1941) was added per well and put on shaker (300rpm) for 30 minutes at room temperature. Cells were centrifuged, and 15  $\mu$ L sample per well was added to a new, opaque white 384 well plate (Corning 3570). 15  $\mu$ L OneGlo (nanoluciferase kit, Promega N1630) was added. Plates were spun down, placed on shaker (300rpm) for 10 minutes. Plates were read on luminometer, 1000ms integration time per well. 15  $\mu$ L Stop and Glo (nanoluciferase kit) was added. Plates were spun down, placed on shaker (300rpm) for 10 minutes. Plates were read on luminometer, 1000 ms second integration time per well. Recordings are provided below in

**Table 4.**

**Table 4**

Compound Ref. No.	Mean EC <sub>50</sub>
23; Formic Acid Salt	A
24; Formic Acid Salt	A
25; Formic Acid Salt	A
26; Formic Acid Salt	A
27; Formic Acid Salt	A
28; Formic Acid Salt	A

Compound Ref. No.	Mean EC <sub>50</sub>
29; Formic Acid Salt	D
32; Formic Acid Salt	A
33; Formic Acid Salt	A
34; Formic Acid Salt	B
35; Formic Acid Salt	A
37; HCl Salt	A
44; Formic Acid Salt	A
46; Formic Acid Salt	A
47; Formic Acid Salt	B
48; Formic Acid Salt	B
51; Formic Acid Salt	C
52; Formic Acid Salt	A
53; Formic Acid Salt	A
54; Formic Acid Salt	B
55; Formic Acid Salt	A
56; Formic Acid Salt	A
57; Formic Acid Salt	A
58; Formic Acid Salt	A
59; Formic Acid Salt	C
60; Formic Acid Salt	A
61; Formic Acid Salt	A
62; Formic Acid Salt	B
64; Formic Acid Salt	A
65; Formic Acid Salt	B
66; Formic Acid Salt	C
67; Formic Acid Salt	B
68; Formic Acid Salt	C
69; Formic Acid Salt	A
70; Formic Acid Salt	A
71; Formic Acid Salt	A
72; Formic Acid Salt	D
73; Formic Acid Salt	A
74; Formic Acid Salt	A



Compound Ref. No.	Mean EC <sub>50</sub>
75; Formic Acid Salt	D
76; Formic Acid Salt	B
77; Formic Acid Salt	B
78; Formic Acid Salt	A
79; Formic Acid Salt	B
80; Formic Acid Salt	D
81; Formic Acid Salt	A
82; Formic Acid Salt	B
83; Formic Acid Salt	C
84; Formic Acid Salt	B
85; Formic Acid Salt	D
86; Formic Acid Salt	C
87; Formic Acid Salt	A
88; Formic Acid Salt	A
89; Formic Acid Salt	D
90; Formic Acid Salt	B
91; Formic Acid Salt	A
92; Formic Acid Salt	D
93; Formic Acid Salt	A
94; Formic Acid Salt	A
95; Formic Acid Salt	A
97; Formic Acid Salt	A
98; Formic Acid Salt	A
99; Formic Acid Salt	A
108; Formic Acid Salt	A
116; Formic Acid Salt	A
117; Formic Acid Salt	A
118; Formic Acid Salt	A
119; Formic Acid Salt	A
122; Formic Acid Salt	A
124; Formic Acid Salt	A
125; Formic Acid Salt	A

Compound Ref. No.	Mean EC <sub>50</sub>
127; Formic Acid Salt	A
128; Formic Acid Salt	A
130; Formic Acid Salt	A
131; Formic Acid Salt	A
132; Formic Acid Salt	A
133; Formic Acid Salt	A
135; Formic Acid Salt	A
137; Formic Acid Salt	A
141; Formic Acid Salt	D
145; Formic Acid Salt	A
148; Formic Acid Salt	A
149; Formic Acid Salt	B
150; Formic Acid Salt	B
151; Formic Acid Salt	A
152; Formic Acid Salt	A
153; Formic Acid Salt	B
154; Formic Acid Salt	A
155; Formic Acid Salt	C
157; Formic Acid Salt	A
158; Formic Acid Salt	A
159; Formic Acid Salt	B
160; Formic Acid Salt	A
161; Formic Acid Salt	A
162; Formic Acid Salt	A
163; Formic Acid Salt	A

Note: Biochemical assay Mean EC<sub>50</sub> data are designated within the following ranges:

A:  $\leq 5$  nM; B:  $> 5$  nM to  $\leq 50$  nM; C:  $> 50$  nM to  $\leq 100$  nM; and D:  $> 100$  nM to  $\leq 10$   $\mu$ M.

### Example 3: Growth Assay

[00425] A growth assay was performed to evaluate the compounds disclosed herein for cytotoxicity. Briefly, 5,000,000 293T cells were resuspended in 18 mL of cDMEM for a final concentration of 277,777 cells/mL. 180  $\mu$ L(50,000 cells) cDMEM was seeded per well in a 96 well flat bottom plate as shown in **Table 5**, with “media” wells left unfilled. In a separate 96

well dilution plate, 199 uL cDMEM and 1 uL of DMSO or any one of the compounds disclosed herein (shown as Test Compound 1, 2, 3, 4, 5, or 6 below) were added to wells A4, A8, C4, C8, E4, E8, G4, and G8. 133.3 uL cDMEM was added to wells 1, 2, 3, 5, 6, and 7 in rows A, C, E and G of the dilution plate. Compounds were serially diluted leftwards in threefold dilutions (66.7 uL into 133.3 uL cDMEM). 20 uL of each dilution was transferred in duplicate (duplicates in vertical paired wells) to the cells plated in the 96-well plate shown in **Table 5**, to the total concentrations shown below. 200 uL cDMEM was added to media wells (wells G5-H8). The plate was then placed in a humidified chamber for a 2 day incubation, and then photographed (media was more yellow in wells with potent cell growth). Absorbance was then measured at ~535 nM (lower for more acidic media) and ~450 nM (higher for more acidic media). The results of the growth assay as shown in **Table 6**.

**Table 5**

	1	2	3	4	5	6	7	8
A				Test Compound 1				Test Compound 5
B								
C				Test Compound 2				Test Compound 6
D								
E				Test Compound 3				DMSO
F								
G				Test Compound 4				media only
H								
Conc (uM)	0.185	0.556	1.667	5	0.185	0.5556	1.667	5

**Table 6**

Compound Ref. No.	% Growth at 0.185 uM	% Growth at 0.5556 uM	% Growth at 1.667 uM	% Growth at 5 uM
23; Formic Acid Salt	D	C	C	D
24; Formic Acid Salt	D	D	C	C

Compound Ref. No.	% Growth at 0.185 uM	% Growth at 0.5556 uM	% Growth at 1.667 uM	% Growth at 5 uM
25; Formic Acid Salt	D	D	D	D
27; Formic Acid Salt	D	D	C	B
28; Formic Acid Salt	D	D	C	B
29; Formic Acid Salt	D	D	D	D
32; Formic Acid Salt	D	D	C	B
33; Formic Acid Salt	D	D	D	C
34; Formic Acid Salt	D	D	D	A
35; Formic Acid Salt	D	D	C	B
37; HCl Salt	n/a	D	C	B
46; Formic Acid Salt	D	D	D	D
52; Formic Acid Salt	D	D	D	C
55; Formic Acid Salt	D	D	D	D
65; Formic Acid Salt	D	D	D	C
67; Formic Acid Salt	D	D	C	C
69; Formic Acid Salt	n/a	D	C	C
71; Formic Acid Salt	D	D	C	B

Note: % Growth data are designated within the following ranges:

A:  $\leq 25\%$ ; B:  $> 25\%$  to  $\leq 50\%$ ; C:  $> 50\%$  to  $\leq 75\%$ ; D:  $> 75\%$  to  $\leq 100\%$ ;

#### Example 4: ELISA Assay

**[00426]** Total human or mouse CD4 T cells are isolated by negative selection with Miltenyi MACS beads. Mouse CD4 T cells are isolated from mouse spleen while human CD4 T cells were isolated from human PBMCs. CD4 T cells are washed and then mixed with CD3/CD28 activator Dynabeads at 8 pm. After a 36 hour incubation, select IRE1a inhibitor compounds or IRE1a inhibitor controls are added and incubated for 2 hours.

**[00427]** After the two hour incubation, mouse or human cell-free malignant ascites supernatants or cRPMI control are added. After a 10 hour incubation, supernatants are isolated and used in an IFN-g ELISA assay. Trizol is added to each ELISA well containing T Cells for isolating RNA. ELISA assay is performed with the eBioscience Ready-Set-Go IFN-g ELISA kit according to the manufacturer's recommended protocol.

**Example 5: T Cell Metabolism Assay**

[00428] Total human or mouse CD4 T cells are isolated by negative selection with Miltenyi MACS beads. Mouse CD4 T cells are isolated from mouse spleen while human CD4 T cells are isolated from human PBMCs. One and a half million CD4 T cells are washed and then mixed with CD3/CD28 activator Dynabeads at a 1:1 bead:cell ratio and plated in complete RPMI in a 6 well plate. After a 24 hour incubation, select IRE1a inhibitor compounds or IRE1a inhibitor control compounds are added and incubated for 2 hours. After the two hour incubation, mouse or human cell-free malignant ascites supernatants or cRPMI control are added. After a 16 hour incubation, the dynabeads are removed by magnetic separation and mitochondrial oxygen consumption rate (OCR) and glycolytic extracellular acidification rate (ECAR) is measured with the Seahorse XFe96 Analyzer (Agilent). Samples are assayed in triplicate with 150,000 viable cells plated in each well of the assay plate. Supernatants are additionally isolated and used in downstream IFN- $\gamma$  ELISA assays. IRE1a activity is also measured by quantifying XBP1 splicing with quantitative PCR or by intracellular flow cytometric staining with an XBP1s-specific monoclonal antibody (clone: Q3-695; BD Pharmingen).

**Example 6: Inflammatory Cytokine Production Assay**

[00429] Approximately  $3 \times 10^6$  mouse bone marrow cells (after RBC lysis) are seeded in 10 mL cRPMI with 20 ng/mL GM-CSF in a petri dish. On culture day 3, 10 mL of cRPMI + 20 ng/mL GM-CSF is added. On culture day 6, non-adherent cells from each plate are collected and resuspended in 20 mL of fresh cRPMI + 20 ng/mL GM-CSF. On culture day 7, suspension cells are harvested, counted, and the resuspended at 500,000 cells per 180 microliters in fresh cRPMI + 20 ng/mL GM-CSF + 110% final concentration of IRE1a inhibitor compounds or DMSO as a control. 180 microliters of cell suspension are added to each well of a 96 well flat bottom TC-treated plate and incubated for 2 hours. 20  $\mu$ L of 10X LPS (1  $\mu$ g/mL) prepared in cRPMI + 20 ng/mL GM-CSF is added to indicated wells and incubated for another 6 hours. Cells are spun down and supernatant was stored in a new 96-well V-bottom plate. 200 microliters of trizol is added to pelleted cells for subsequent RNA analysis.

**Example 7: Xbp1 Activation in ID8 Mouse Model**

[00430] A syngeneic mouse model for metastatic, orthotopic ovarian cancer is used to analyze the *in vivo* effects of compounds described herein. In a first analysis, IRE1a/XBP1 activation is assessed in the ID8 mouse model for ovarian cancer.

[00431] Parental ID8 or aggressive ID8-Defb29/Vegf-A intraperitoneal ovarian tumors are generated. About  $1-2 \times 10^6$  tumor cells are injected into wild type female C57BL/6 mice. After 3 weeks, a first group of 3-5 tumor bearing mice (parental ID8 and ID8-Defb29/Vegf-A mice) and tumor-free naïve mice are injected intraperitoneally with a compound from **Table 1**.

Additional groups of 3-5 tumor bearing mice and naïve mice are injected with vehicle (PBS) as a control. Tumors are resected and ascites drained from the mice 12-24 hours after the compound administration for analyzing IRE1a pathway activation in the tumor microenvironment.

**[00432]** Fluorescently activated cell sorting (FACS) is then performed to purify cells from the tumors and ascites. Tumor dendritic cells (tDCs) ( $CD45^+CD11c^+CD11b^+MHC-II^+CD8\alpha^{low}$ ), tumor cells ( $CD45^-SSC^{hi}$ ),  $CD4^+$  T cells ( $CD45^+CD3^+CD4^+$ ) and  $CD8^+$  T cells ( $CD45^+CD3^+CD8^+$ ) are isolated from tumors and ascites of parental ID8 mice and ID8-Defb29/Vegf-A mice. Control splenic dendritic cells (sDCs) ( $CD45^+CD11c^+CD11b^+MHC-II^+CD8\alpha^-$ ) or splenic T cells ( $CD45^+CD3^+CD4^+$  or  $CD45^+CD3^+CD8^+$ ) are isolated from spleens of naïve mice or ID8 mice and ID8-Defb29/Vegf-A mice. During sorting, viable cells are identified using the LIVE/DEAD Fixable Yellow Dead Cell Stain Kit (Life Technologies).

**[00433]** Total *Xbp1* mRNA expression and spliced *Xbp1* (*Xbp1s*) are quantified in splenic DCs and T cells from naïve mice, splenic DCs and T cells from parental ID8 mice and ID8-Defb29/Vegf-A mice, and tDCs, tumor cells, and tumor-infiltrating T cells from parental ID8 mice and ID8-Defb29/Vegf-A mice administered either vehicle or a compound from **Table 1**. Briefly, RNA from sorted cells are isolated using the Trizol reagent. 0.1-1 ug of RNA are used to generate cDNA using the High Capacity cDNA Reverse Transcription Kit (Life Technologies). Mouse *Xbp1* splicing assays are performed using conventional Reverse Transcription PCR (RT-PCR) and primers shown in **Table 8**. Gene expression analysis is also performed via Reverse Transcription quantitative PCR (RT-qPCR) using a Stratagene Mx3005 instrument and SYBR green I (Life Technologies). Gene expression is measured of *Xbp1* target genes including *ERdj4*, *Sec24d*, and *Sec61a1* and general ER stress response markers *Hspa5* (*BiP*) and *Ddit3* (*CHOP*). Murine *Xbp1s* transcript expression is analyzed using a primer that spans the splicing junction site.

**Table 8**

Species	Gene	Oligo name	Sequence 5'-3'	SEQ ID NO	Purpose
Mouse	Xbp1	Xbp1-SA-F	ACACGTTTGGGAATGGACAC		Splicing Assay
		Xbp1-SA-R	CCATGGGAAGATGTTCTGGG		
Mouse	Actb	actb1083	CTCAGGAGGAGCAATGATCTTGAT		RT-qPCR
		actb987	TACCACCATGTACCCAGGCA		

Mouse	Xbp1	Xbp1.total-F	GACAGAGAGTCAAACCTAACGT		RT-qPCR
		Xbp1.total-R	GTCCAGCAGGCAAGAAGGT		
Mouse	Xbp1s	XBPAsA406F	AAGAACACGCTTGGGAATGG		RT-qPCR
		XBPAsAa518R	CTGCACCTGCTGCGGAC		
	)				
Mouse	Dnajb9/Erdj4	ERdj4-F	TAAAAGCCCTGATGCTGAAGC		RT-qPCR
		ERdj4-R	TCCGACTATTGGCATCCGA		
Mouse	Sec61a1	Sec61a1-F	CTATTTCAGGGCTTCCGAGT		RT-qPCR
		Sec61a1-R	AGGTGTTGTACTGGCCTCGGT		
Mouse	Sec24d	Sec24d-F	TCCACTCTCCCCATGGTTTA		RT-qPCR
		Sec24d-R	GCTATATCCGCTGCACTACG		
Mouse	Hspa5/BiP	BiP-F	TCATCGGACGCACTTGGAA		RT-qPCR
		BiP 78-R	CAACCACCTTGAATGGCAAGA		
Mouse	Ddit3/CHOP	CHOP-F	GTCCCTAGCTTGGCTGACAGA		RT-qPCR
		CHOP-R	TGGAGAGCGAGGGCTTTG		
Mouse	Agpat6	Agpat6-F	AGCTTGATTGTCAACCTCCTG		RT-qPCR

**[00434]** Protein analysis of XBP1S is performed by Western blot or intracellular flow cytometric analysis of splenic DCs and T cells from naïve mice, splenic DCs and T cells from parental ID8 mice and ID8-Defb29/Vegf-A mice, and tDCs, tumor cells and tumor-infiltrating T cells from parental ID8 mice and ID8-Defb29/Vegf-A mice administered either vehicle or a compound from **Table 1**. Briefly, for Western blotting  $5 \times 10^6$  sDCs, tumor cells, T cells, or tDCs are washed twice in 1X cold PBS and nuclear proteins are purified using the Nuclear Extraction Kit (Life Technologies). Proteins are quantified using the BCA method (Pierce) and

15-20 ug of nuclear proteins are separated via SDS-PAGE and are transferred onto nitrocellulose membranes. Anti-mouse XBP1s (Biolegend, clone 9D11A43) is raised in mouse using a partial mouse XBP1s recombinant protein (162-267 aa) corresponding to the XBP1s C-terminus, and is used at a 1:500 dilution for immunoblotting. Rabbit anti-mouse Lamin B (Cell Signaling, #12586) is used at 1:1000. HRP-conjugated secondary antibodies to rabbit and mouse (Biorad) are used at a 1:5000 dilution. SuperSignal West Femto (Pierce) is used as Chemiluminescent Substrate and blots are imaged using a ChemiDoc Touch instrument (Biorad). For intracellular flow cytometry of XBP1s protein, 1-2 million splenocytes or dissociated cells from solid tumors or ascites are washed in cold PBS and stained with the Ghost Dye 510 fixable viability dye diluted 1:1000 in 1 ml PBS for 30 minutes on ice. The staining reaction is quenched with 2 mL of FACS buffer (PBS with 2% fetal bovine serum and 1 mM EDTA), cells pelleted by centrifugation at 300xg for 5 minutes, and then surface stained with antibodies directed at key lineage defining markers such as CD45/CD3/CD4/CD8 (for T cells) or CD45/CD11c/MHC-II (for DCs) for 30 minutes in FACS buffer on ice. Cells are washed twice with FACS buffer and then fixed and permeabilized for 30 minutes with the eBioscience FoxP3 nuclear staining kit according to the manufacturer's protocol. Cells are washed twice with 1x permeabilization buffer, then Fc receptors are blocked with TruStain FcX anti-mouse CD16/32 (Biolegend) for 15 minutes at room temperature. Finally, 5 microliters of XBP1s antibody (BD Pharmingen, clone Q3-695) or an equivalent molar amount of isotype control antibody are added directly to cells and stained for 30 minutes at room temperature protected from light. Cells are washed twice with 1x permeabilization buffer and resuspended in FACS buffer, then analyzed on a flow cytometer such as the BD LSR II.

#### **Example 8: Ovarian Cancer Progression**

**[00435]** Tumor progression is measured in parental ID8 and aggressive ID8-Defb29/Vegf-A mice administered vehicle or a compound from **Table 1**. Similar to Example 1, parental ID8 or aggressive ID8-Defb29/Vegf-A intraperitoneal ovarian tumors are generated. Briefly,  $1-2 \times 10^6$  tumor cells are injected into wild type C57BL/6 mice. After 2 weeks, a first group of 8-10 tumor bearing mice (parental ID8 and ID8-Defb29/Vegf-A mice) and a separate group of naïve mice are injected intraperitoneally once per day with a compound from **Table 1**. Additional groups of tumor bearing mice and naïve mice are injected with PBS as a control. In combination therapy studies, additional groups of mice are injected every other day with 200 ug isotype control antibody or blocking antibodies against CTLA-4 or PD-1. A final group of mice receives a combination therapy consisting of compound from **Table 1** and 200 ug checkpoint blocking antibody directed against either CTLA-4 or PD-1.



**[00436]** Tumor size, tumor volume, number of tumor masses as well as spleen size are then measured from vehicle or compound treated naïve mice, parental ID8 mice, and aggressive ID8-Defb29/Vegf-A mice. Naïve mice are monitored weekly for signs of morbidity or mortality from compound treatment. Malignant ascites accumulation is measured weekly as the percentage of body weight gain, and animals are euthanized once they reach 40% body weight gain. Survival of mice bearing parental ID8 tumors or aggressive ID8-Defb29/Vegf-A tumors that are treated with vehicle or a compound from **Table 1** is calculated as the number of days required to reach 40% weight gain since the tumor cells are originally injected. Compounds listed in **Table 1** are assessed for reduction in tumor-associated weight gain and an increase in overall survival time compared with vehicle control-treated animals.

#### **Example 9: Lipid Analysis and Transcriptional Profiling**

**[00437]** Lipid peroxidation byproducts are measured in mice described in Examples 1-2. Intracellular lipid content is evaluated via flow cytometry using 4,4-Difluoro1,3,5,7,8-Pentamethyl-4-Bora-3a,4a-Diaza-s-Indacene (BODIPY 493/503; Life Technologies). Briefly,  $5 \times 10^6$  splenic cells or dendritic cells from naïve mice, parental ID8 mice, and aggressive ID8-Defb29/Vegf-A mice that are administered vehicle or a compound from **Table 1** are stained for surface markers using antibodies that do not overlap with BODIPY 493/503, namely CD11c-APC, CD45-APC-Cy7, and CD11b-Pacific Blue, followed by staining with 500 mL of BODIPY 493/503 at 0.5 mg/mL in PBS for 15 minutes at room temperature in the dark. BODIPY 493/503 staining is then detected in the PE or FITC channel. Lipid analysis is also performed using electron microscopy analysis and mass spectrometry. In addition to lipid content, intracellular reactive oxygen species (ROS) and 4-HNE adducts are measured with 2',7'-dichlorofluorescein diacetate (DCFDA) and a competitive ELISA assay (Cell Biolabs), respectively.

**[00438]** Transcriptional profiling is performed in naïve mice, parental ID8 mice, and aggressive ID8-Defb29/Vegf-A mice that are treated with vehicle or a compound from **Table 1**. Gene expression of genes that are involved in unfolded protein response (UPR)/ endoplasmic reticulum (ER) stress and genes involved in lipid metabolism are measured in tDCs purified by FACS. These include but are not limited to *Sec24d*, *Sec61a1*, *P4hb*, *Fasn*, *Agpat4*, and *Agpat6*. XBP1 pathway activation and key effector functions are also measured by quantitative PCR in tumor-infiltrating lymphocytes purified by FACS. Compounds listed in **Table 1** are assessed for reduction in XBP1s target gene expression and BODIPY 493/503 fluorescence in tumor-associated DCs.

**Example 10: T Cell Activation**

**[00439]** T cell activation is determined in ovarian cancer bearing mice following administration of compounds described herein. *In vivo* antigen presentation experiments are performed in wild-type C57BL/6 female mice bearing parental ID8 or ID8-Defb29/Vegf-A ovarian tumors. After three weeks, naïve mice, parental ID8 mice, or ID8-Defb29/Vegf-A mice are intraperitoneally injected with 0.6 mg of full length endotoxin-free ovalbumin (OVA) (SIGMA, grade VII). Mice are then injected with vehicle or a compound from **Table 1** 3 hours later. After 18 hours, mice receive intraperitoneally  $2 \times 10^6$  CFSE-labeled T cells negatively purified from OT-1 transgenic mice. Peritoneal wash samples (10 mL) are collected after 72 hours and analyzed for CFSE dilution via FACS to calculate number of T cell divisions. Data are analyzed using FlowJo version 9 or 10.

**[00440]** *In vitro* antigen presentation experiments are performed with isolated tDCs from wild-type C57BL/6 female mice bearing parental ID8 or ID8-Defb29/Vegf-A ovarian tumors. After 3-4 weeks of tumor burden, tDCs are purified by FACS from the peritoneal cavity of naïve mice, parental ID8 mice, or ID8-Defb29/Vegf-A, and are pulsed with full-length endotoxin-free ovalbumin protein (Sigma, grade VII) in cRPMI containing 25% cell-free ovarian cancer ascites supernatants overnight at 37°C. Antigen-loaded tDCs are then washed twice with cRPMI and co-cultured with CFSE-labeled OT-I CD8<sup>+</sup> T cells immunopurified from OT-1 mice at a 1:10 (DC to T cell) ratio. After 3-5 days, cultures analyzed for CFSE dilution via FACS to calculate number of T cell divisions. Data are analyzed using FlowJo version 9 or 10. Isolated tDCs from animals treated with a compound from **Table 1** are assessed for enhancement of T cell proliferation relative to tDCs isolated from vehicle-treated controls.

**Example 11: Anti-tumor Immunity**

**[00441]** Effects of test compounds in inducing anti-tumor immunity are analyzed. Mice are intraperitoneally injected with ID8-Defb29/Vegf-A ovarian cancer cells and are treated with a compound from **Table 1** (n=3-7/group) or vehicle daily starting at day 14 after tumor challenge. After 1-2 weeks of daily treatment, peritoneal lavage samples are analyzed for the number of metastatic cancer cells and tumor ascites accumulation in the peritoneal cavity.

**[00442]** The capacity for T cells to respond to tumor antigens is also measured. Freshly isolated ascites cells are cultured in 96-well flat bottom plates for 6 hours in the presence of PMA, Ionomycin and Brefeldin A to induce cytokine translation and retention within the secretory pathway. After this stimulation period, the cells are washed twice with FACS buffer (PBS + 2% FBS and 1 mM EDTA) and stained for 30 minutes with Ghost Dye 510 Violet (Tonbo Biosciences) in PBS on ice according to the manufacturer's protocol. Cells are then washed twice more with FACS buffer and then stained with antibodies directed against CD45,

CD3, CD4, CD8, and CD44 on ice for 30 minutes. Fc receptors are also blocked at this time with the TrueStain FcX Antibody (anti-CD16/32, Biolegend). After this staining period, cells are washed twice more with FACS buffer, resuspended in 1x Fix/Perm reagent (eBioscience Foxp3/Transcription Factor Staining Buffer Set), mixed well by pipetting 2-3 times and incubated for 30 minutes at room temperature protected from light. Cells are then washed twice with 1x permeabilization buffer and stained at room temperature with antibodies directed against murine Fc receptor CD16/32 (Fc Block), IFN- $\gamma$  and Granzyme-B for 30 minutes. After this incubation period, cells are washed once with 1x permeabilization buffer, once with FACS buffer, and resuspended in FACS buffer for analysis by flow cytometry. Data are analyzed using FlowJo version 9 or 10.

**[00443]** Total splenic T cells or Ficoll-enriched leukocytes ( $2-3 \times 10^5$ ) from peritoneal wash samples are cocultured in RPMI with  $2-3 \times 10^4$  bone marrow-derived DCs that are pulsed overnight with ID8-Defb29/Vegf-A ovarian cancer cell lysates. Supernatants are collected after 48-72 hours of stimulation. IFN- $\gamma$  and Granzyme B secretion is determined by ELISA using the Ready-SET-Go Kit (eBioscience). Tumor-resident T cells from animals treated with a compound from **Table 1** are assessed for increased IFN- $\gamma$  and Granzyme B production relative to T cells isolated from vehicle-treated controls.

#### **Example 12: IC<sub>50</sub> Measurements for hERG Potassium Ion Channel**

**[00444]** Blockade of the cardiac ion channel coded by the hERG gene can lead to cardiac arrhythmia. Many small compounds have been found to bind to the hERG gene leading to problems in the QT response. To determine the viability of the compounds disclosed herein as pharmacological agents that would not affect the hERG channel blockade, a standard automated planar clamp method was employed to determine the IC<sub>50</sub> for various test compounds on their inhibition of the channel. An electrophysiological assay was prepared to measure the electric current passing through the hERG channel expressed in a stable CHO cell line by applying the planar clamp method. This assay was performed using the automated QPatch platform (Sophion, Denmark) which allows fast and accurate electrophysiological characterization of the hERG ion channel and the determination of IC<sub>50</sub> values for the test compounds, as shown in **Table 9**. The significant separation (100-1000x) between effects against IRE1a-mediated XBP1 splicing in 293T cells and the effect on hERG channels suggest that there is a good safety margin for targeting IRE1a.

Table 9

Compound Ref. No.	Mean IC <sub>50</sub>
24; Formic Acid Salt	C
37; HCl Salt	B
69; Formic Acid Salt	B

Note: hERG channel blockade Mean IC<sub>50</sub> data are designated within the following ranges:

A: > 50 uM; B: > 10 uM to ≤ 50 uM, C: >1 uM to ≤ 10 uM; and D: ≤ 1 uM.

### Example 13: Bioavailability Assay

**[00445]** Results from FRET assay and nano-luciferase assays showed that compounds having R<sup>6</sup> and R<sup>7</sup> N,N-dimethyl groups tend to be more potent at inhibiting IRE1 as versus their hydrogen analogs (data not shown). Compounds having R<sup>6</sup> and R<sup>7</sup> N,N-dimethyl groups were compared to their hydrogen analogs in a pharmacokinetic study and were similarly shown to have improved mouse oral bioavailability. For example, compound 91 (Compound C) had 66% oral bioavailability in a mouse study while the di-hydrogen version, N-(5-(2-(((1r,4r)-4-aminocyclohexyl)amino)-8-ethylquinazolin-6-yl)-6-methylpyridin-2-yl)-2-chlorobenzenesulfonamide (Compound A), had only 4% oral bioavailability. This can be seen in a plot of mean plasma concentrations of Compound A after intravenous (IV, 1 mg/kg), oral (PO, 10 mg/kg), and intraperitoneal (IP, 10 mg/kg) dosing (**FIG. 3A**) compared to Compound C after intravenous (IV, 1 mg/kg), oral (PO, 30 mg/kg), and intraperitoneal (IP, 30 mg/kg) dosing (**FIG. 3B**). In another example, compound 99 (Compound D) had 70% oral bioavailability while the di-hydrogen version compound 37 (Compound B) had only 17% oral bioavailability. This can be seen in a plot of mean plasma concentrations of Compound B after intravenous (IV, 1 mg/kg), oral (PO, 30 mg/kg), and intraperitoneal (IP, 30 mg/kg) dosing (**FIG. 4A**) compared to Compound D after intravenous (IV, 1 mg/kg), oral (PO, 30 mg/kg), and intraperitoneal dosing (IP, 30 mg/kg) (**FIG. 4B**).

**[00446]** In addition, metabolic assays of N,N-dimethyl compounds, such as Compounds C and D, showed removal of the methyl groups to arrive at compound similar to the dihydrogen analogs. (Data not shown.) This indicates that improved activities associated with N,N-dimethyl compounds in assays described herein are likely associate with their methylated state.

### Example 14: Assay for Target Engagement in Pancreas and Salivary Gland

**[00447]** Mice (n=3 per group) were orally gavaged with 30 mg/kg vehicle control or IRE1 inhibitors dissolved in H<sub>2</sub>O. After 6 hours, mice were euthanized and pancreas and salivary gland tissues were isolated, snap frozen on dry ice, and used for subsequent RT-qPCR analysis

of beta-actin, XBP1s and total XBP1. Gene expression was evaluated by quantitative PCR for XBP1s and total XBP1 transcripts using the  $2^{(-\Delta CT)}$  method for calculating normalized gene expression. Gene expression levels were normalized to *Actb* transcripts. XBP1 splicing is calculated as XBP1s expression divided by total XBP1 expression. Compounds having R<sup>6</sup> and R<sup>7</sup> N,N-dimethyl groups (Compound C and Compound D) potently suppressed IRE1a-mediated XBP1 splicing in multiple tissue types after only 6 hours compared to the control and the dihydrogen version of Compound D (Compound B). See **FIG. 5**.

**Example 15: Assay for Inhibition of Endogenous XBP1 Splicing**

**[00448]** Dose-dependent inhibitor effects on the IRE1a/XBP1 pathway in 293T cells with or without tunicamycin (TM) (an ER stress inducer) were performed with compounds having R<sup>6</sup> and R<sup>7</sup> N,N-dimethyl groups (Compound C and Compound D) compared to their dihydrogen analogs (Compound A and Compound B, respectively) (**FIG. 6A** and **FIG. 6B**). Gene expression was evaluated by quantitative PCR for XBP1s and total XBP1 transcripts using the  $2^{(-\Delta CT)}$  method for calculating normalized gene expression. Gene expression levels were normalized to *ACTB* transcripts. XBP1 splicing was calculated as actin-normalized XBP1s expression divided by actin-normalized total XBP1 expression. The addition of methyl groups to compounds enhanced the inhibition of IRE1a in the human cell line 293T. The shift in potency observed between Compound A and Compound C was approximately 3.6x.

**Example 16: IRE1a Phosphorylation Inhibition Assay**

**[00449]** Inhibition of ER stress-induced IRE1a phosphorylation and XBP1s protein accumulation in human 293T cells was assessed. Immunoblot analysis was performed in human 293T cells lysates obtained from cells after exposure to the chemical ER stress-inducing agent tunicamycin, and optional treatment with Compound C. Lysates were probed with antibodies recognizing IRE1a, phosphorylated IRE1a, XBP1, or TATA-binding protein (TBP). TBP was blotted as a protein loading control. Pre-incubation with Compound C of the disclosure, having R<sup>6</sup> and R<sup>7</sup> N,N-dimethyl groups, strongly repressed IRE1a phosphorylation and completely abrogated the accumulation of XBP1s protein. See **FIG. 8**. 20 nM was sufficient to reduce XBP1s protein levels below the limit of detection in this assay.

**Example 17: Protein Binding - Plasma Protein Binding Assay-HTD Method**

**[00450]** The plasma protein binding is determined according to the following steps. Frozen plasma or freshly prepared plasma from various subjects are used as test matrix. They are purchased from commercial vendors or prepared in house from animals. Warfarin is used as a positive control. Other control compound(s) may be used according to specific requirement. One or more compounds from **Table 1** are spiked into blank matrix at the final concentration of 2  $\mu$ M (or other test concentrations based on specific requirement). Final organic solvent

concentration is  $\leq 1\%$ . If plasma samples are collected from in-life studies, they are used as test matrix without spiking compounds. An appropriate volume of spiked plasma solution is removed before incubation for recovery calculation. An aliquot (e.g., 150  $\mu\text{L}$ ) of matrix sample is added to one side of the chamber (donor chamber) in a 96-well equilibrium dialyzer plate (HTD dialysis device) and an equal volume of dialysis buffer is added to the other side of the chamber (receiver chamber). Triplicate incubations are performed (or other replicate number according to specific requirement). The dialyzer plate is placed into a humidified incubator with 5%  $\text{CO}_2$  and incubated at 37°C for 4 to 6 hours. After incubation, samples are taken from the donor chamber as well as the receiver chamber. The plasma sample is matched with an appropriate volume of blank buffer; and buffer samples are matched with an appropriate volume of blank plasma. The matrix-matched samples are quenched with stop solution containing internal standard. Samples are analyzed by LC/MS/MS. Test compound concentrations in donor and receiver samples are expressed as peak area ratios of analyte/internal standard. If a quantitative analysis is needed, a set of calibration curve and quality controls could be included.

#### **Example 18: Inhibition of Triple Negative Breast Cancer**

**[00451]** XBP1 is known to binds directly to HIF1 $\alpha$  in triple negative breast cancer, and this cooperative binding enhances the upregulation of HIF1 $\alpha$ -dependent downstream target genes. Compounds in **Table 1** are screened for impact on XBP1 protein level, thereby removing a key binding partner for HIF1 $\alpha$  and reducing expression of HIF1 $\alpha$ -dependent target genes such as VEGFA, PDK1, GLUT1, and JMJD1A. Specifically, human triple-negative breast cancer cell lines are treated with vehicle control or a compound shown in **Table 1**, then cultured under hypoxia (0.1%  $\text{O}_2$ ) without glucose for 24 hours. Cells are then lysed with RLT buffer, RNA extracted with the RNeasy 96 kit (Qiagen) and complementary DNA generated from the pure RNA. Semi-quantitative PCR and quantitative PCR are then used to quantify spliced Xbp1 transcripts, total Xbp1 transcripts, target genes regulated by XBP1s (e.g. SEC61A1, P4HB, EDEM1, AND SEC24D) and target genes regulated by HIF1 $\alpha$  (e.g. VEGFA, PDK1, GLUT1, and JMJD1A). The splicing ratio of XBP1 is calculated by determining the amount of spliced Xbp1 transcripts divided by the total number of spliced and unspliced Xbp1 transcripts, an indicator for compounds that inhibit critical intracellular signaling required for TNBC tumor-initiating cell function and metastatic capacity. Compounds shown in **Table 1** are assessed for downregulation of XBP1s, XBP1 splicing ration, XBP1s-dependent target gene expression, and HIF1 $\alpha$  target gene expression relative to DMSO control-treated samples.

#### **Example 19: Soft agar Colony Formation Assay**

**[00452]** One hundred thousand triple negative breast cancer cells are mixed 4:1 (v/v) with 2.0% agarose in growth medium containing vehicle control or a compound listed in **Table 1** for a final

concentration of 0.4% agarose. The cell mixture is plated on top of a solidified layer of 0.8% agarose in growth medium. Cells are fed every 6–7 days with growth medium containing 0.4% agarose and vehicle control or a compound from **Table 1**, matching the initial plating conditions. The number of colonies are counted after 20 days, with the number of colonies visible at the end of the growth period to identify colonies with reduced growth.

**Example 20: Inhibition of IRE1a-dependent XBP1 Splicing in Ovarian Cancer Cells**

**[00453]** Mice (n=3) with established metastatic ovarian cancer were orally gavaged with 45 mg/kg vehicle control or inhibitor dissolved in H<sub>2</sub>O. The inhibitor was Compound C. Compound C is 2-chloro-N-(5-(2-(((1r,4r)-4-(dimethylamino)cyclohexyl)amino)-8-ethylquinazolin-6-yl)-6-methylpyridin-2-yl)benzenesulfonamide, Compound 91, described herein. After 24 hours, mice were euthanized, ascites-resident cells were extracted and tumor cells, dendritic cells (DCs), and CD4<sup>+</sup> T cells were isolated by FACS. The samples were used for subsequent RT-qPCR analysis of beta-actin, XBP1s and total XBP1. Gene expression was evaluated by quantitative PCR for XBP1s and total XBP1 transcripts using the  $2^{(-\Delta CT)}$  method for calculating normalized gene expression. Gene expression levels were normalized to *Actb* transcripts. XBP1 splicing is calculated as XBP1s expression divided by total XBP1 expression. A single oral dose of Compound C suppressed IRE1a-dependent XBP1 splicing in tumor cells and relevant immune cells *in vivo* over 24 hours, **FIG. 7**.

**[00454]** Mice (n=3) with established metastatic ovarian cancer were orally gavaged with 45 mg/kg vehicle control or inhibitor dissolved in H<sub>2</sub>O. The inhibitor was Compound D. Compound D is 2-chloro-N-(5-(2-(((1r,4r)-4-(dimethylamino)cyclohexyl)amino)-8-ethylquinazolin-6-yl)-6-methoxypyridin-2-yl)benzenesulfonamide, Compound 99, described herein. After 24 hours, mice were euthanized, ascites-resident cells were extracted and tumor cells and dendritic cells (DCs) were isolated by FACS. The samples were used for subsequent RT-qPCR analysis of beta-actin, XBP1s, and total XBP1. Gene expression was evaluated by quantitative PCR for XBP1s and total XBP1 transcripts using the  $2^{(-\Delta CT)}$  method for calculating normalized gene expression. Gene expression levels were normalized to *Actb* transcripts. XBP1 splicing is calculated as XBP1s expression divided by total XBP1 expression. A single oral dose of Compound D suppressed IRE1a-dependent XBP1 splicing in tumor cells and *in vivo* over 24 hours, **FIG. 9**.

**Example 21: Inhibition of Breast Cancer**

**[00455]** Mice with established primary or metastatic breast cancer are administered each of the compounds in **Table 1**. After 12 hours, the tumors are excised, mechanically separated, and enzymatically digested to single cell suspensions. Flow-assisted cell sorting is then used to purify four populations of cells: tumor cells, dendritic cells (DC), CD4<sup>+</sup> T cells, and CD8<sup>+</sup> T

cells. The cells are sorted directly into RLT buffer for instant cell lysis and RNase deactivation. Then, cellular RNA is purified with the RNeasy 96 kit (Qiagen), and complementary DNA generated from the pure RNA. Semi-quantitative PCR and quantitative PCR are then used to quantify spliced Xbp1 transcripts, total Xbp1 transcripts, and target genes regulated by XBP1s such as SEC61A1, P4HB, EDEM1, AND SEC24D. The splicing ratio of XBP1 is calculated by determining the amount of spliced Xbp1 transcripts divided by the total number of spliced and unspliced Xbp1 transcripts, an indicator for compounds that inhibit IRE1 in primary or metastatic breast cancer. Compounds shown in **Table 1** are assessed for reduction in XBP1s transcripts, XBP1 splicing and downstream XBP1s target genes relative to vehicle control-treated mice.

#### **Example 22: Inhibition of Lung Cancer**

**[00456]** Mice with established primary or metastatic lung cancer are administered with each of the compounds in **Table 1**. After 12 or 24 hours, the tumors are excised, mechanically separated, and enzymatically digested to single cell suspensions. Flow-assisted cell sorting is then used to purify four populations of cells: tumor cells, dendritic cells (DC), CD4<sup>+</sup> T cells, and CD8<sup>+</sup> T cells. The cells are sorted directly into RLT buffer for instant cell lysis and RNase deactivation. Then, cellular RNA is purified with the RNeasy 96 kit (Qiagen), and complementary DNA generated from the pure RNA. Semi-quantitative PCR and quantitative PCR are then used to quantify spliced Xbp1 transcripts, total Xbp1 transcripts, and target genes regulated by XBP1s such as SEC61A1, P4HB, EDEM1, AND SEC24D. The splicing ratio of XBP1 is calculated by determining the amount of spliced Xbp1 transcripts divided by the total number of spliced and unspliced Xbp1 transcripts, an indicator for compounds that inhibit IRE1 in primary or metastatic lung cancer. Compounds shown in **Table 1** are assessed for reduction in XBP1s transcripts relative to vehicle control-treated mice.

#### **Example 23: Inhibition of Bladder Cancer**

**[00457]** Mice with established primary or metastatic bladder cancer are administered each of the compounds in **Table 1**. After 12 or 24 hours, the tumors are excised, mechanically separated, and enzymatically digested to single cell suspensions. Flow-assisted cell sorting is then used to purify four populations of cells: tumor cells, dendritic cells (DC), CD4<sup>+</sup> T cells, and CD8<sup>+</sup> T cells. The cells are sorted directly into RLT buffer for instant cell lysis and RNase deactivation. Then, cellular RNA is purified with the RNeasy 96 kit (Qiagen), and complementary DNA generated from the pure RNA. Semi-quantitative PCR and quantitative PCR are then used to quantify spliced Xbp1 transcripts, total Xbp1 transcripts, and target genes regulated by XBP1s such as SEC61A1, P4HB, EDEM1, AND SEC24D. The splicing ratio of XBP1 is calculated by determining the amount of spliced Xbp1 transcripts divided by the total number of spliced and



unspliced Xbp1 transcripts, an indicator for compounds from that inhibit IRE1 in primary or metastatic bladder cancer. Compounds shown in **Table 1** are assessed for reduction in XBP1s transcripts, XBP1 splicing and downstream XBP1s target genes relative to vehicle control-treated mice.

**[00458]** While preferred embodiments of the present invention have been shown and described herein, it will be obvious to those skilled in the art that such embodiments are provided by way of example only. Numerous variations, changes, and substitutions will now occur to those skilled in the art without departing from the invention. It should be understood that various alternatives to the embodiments of the invention described herein may be employed in practicing the invention. It is intended that the following claims define the scope of the invention and that methods and structures within the scope of these claims and their equivalents be covered thereby.

#### SEQUENCE LISTING

##### SEQ ID NO: 1

MPARRLLLLLTL LLPGLGIFGSTSTVTL PETLLFVSTLDGSLHAVSKRTGSIKWTLKEDPV  
 LQVP THVEEPAFLPD PNDGSLYTLGSKNNEGLTKLPFTIPELVQASPCRSSDGILYMGKK  
 QDIWYVIDLLTGEKQQTLSAFA DSLCPSTSLLYLGRTEYTITMYDTKTREL RWNATYF  
 DYAASLPEDD VDYKMSHFVSNGDGLVVTVDSESGDVLW IQNYASPVVAFYVWQREGL  
 RKVMHINVAVETLRYLTFMSGEVGRITKWKYPPFKETEAKSKLTP TLYVGKYSTSLYAS  
 PSMVHEGVAVVPRGSTLPLLEGPQTDGVTIGDKGECVITPSTDVKFDPGLKSKNKLNYL  
 RNYWLLIGHHETPLSASTKMLERFPNNLPKHRENVIPADSEKKSFE EVINLVDQTSENAP  
 TTVSRDVEEKPAHAPARPEAPVDSMLKDMATIILSTFLLIGWVAFIITYPLSMHQQQQLQ  
 HQQFQKELEKIQLLQQQQQQLPFHPPGDTAQDGELLDTS GPYSESSGTSSPSTSPRASNH  
 SLCSGSSASKAGSSPSLEQDDGDEETSVVIVGKISFCPKDVLGHGAEGTIVYRGMFDNRD  
 VAVKRILPECFSFADREVQLLRESDEHPNVIRYFCTEKDRQFQYIAIELCAATLQEYVEQ  
 KDF AHLGLEPITLLQQTTSGLAHLHSLNIVHRDLKPHNILISMPNAHGKIKAMISDFGLC  
 KKLAVGRHSFSRRSGVPGTEGWIAPEMLSEDCKENPTYTV DIFSAGCVFYVISEGSHPF  
 GKSLQRQANILLGACSLDCLHPEKHEDVIARELIEKMIAMDPQKRPSAKHVLKHPFFWS  
 LEKQLQFFQDVSDRIEKESLDGPIVKQLERGGRAVVKMDWRENITVPLQTDLRKFRTYK  
 GGSVRDLLRAMRNKKHHYRELPAEVRET LGSLPDDFVCYFTSRFPHLLAHTYRAMELC  
 SHERLFQPYFHEPPEPQPPVTPDAL

##### SEQ ID NO: 2

CAUGUCCGCAGCACAUG

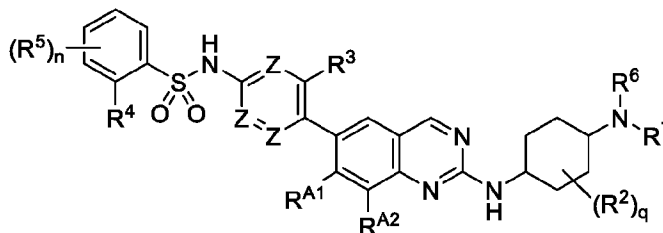
##### SEQ ID NO: 3

CAUGUCCCCAGCACAUG

## CLAIMS

WHAT IS CLAIMED IS:

1. A compound of Formula (I), or a pharmaceutically acceptable salt, or solvate thereof:



Formula (I)

wherein,

each Z is independently N or CR<sup>1</sup>, provided that at least one Z is N;

each R<sup>1</sup> is independently H, halogen, -CN, -OR<sup>8</sup>, -SR<sup>8</sup>, -S(=O)R<sup>9</sup>, -S(=O)<sub>2</sub>R<sup>9</sup>, -

S(=O)<sub>2</sub>N(R<sup>8</sup>)<sub>2</sub>, -NR<sup>8</sup>S(=O)<sub>2</sub>R<sup>9</sup>, -C(=O)R<sup>9</sup>, -OC(=O)R<sup>9</sup>, -C(=O)OR<sup>8</sup>, -OC(=O)OR<sup>9</sup>, -N(R<sup>8</sup>)<sub>2</sub>, -OC(=O)N(R<sup>8</sup>)<sub>2</sub>, -NR<sup>8</sup>C(=O)R<sup>9</sup>, -NR<sup>8</sup>C(=O)OR<sup>9</sup>, optionally substituted C<sub>1</sub>-C<sub>4</sub>alkyl, optionally substituted C<sub>1</sub>-C<sub>4</sub>fluoroalkyl, optionally substituted C<sub>1</sub>-C<sub>4</sub>heteroalkyl, optionally substituted C<sub>3</sub>-C<sub>6</sub>cycloalkyl, optionally substituted aryl, or optionally substituted heteroaryl;

R<sup>3</sup> is -CN, -OR<sup>8</sup>, -SR<sup>8</sup>, optionally substituted C<sub>1</sub>-C<sub>4</sub>alkyl, optionally substituted C<sub>1</sub>-C<sub>4</sub>fluoroalkyl, optionally substituted -O-C<sub>1</sub>-C<sub>4</sub>alkyl, optionally substituted C<sub>1</sub>-C<sub>4</sub>heteroalkyl, optionally substituted C<sub>3</sub>-C<sub>6</sub>cycloalkyl, optionally substituted -O-C<sub>3</sub>-C<sub>6</sub>cycloalkyl, optionally substituted C<sub>3</sub>-C<sub>6</sub>heterocycloalkyl, optionally substituted -O-C<sub>3</sub>-C<sub>6</sub>heterocycloalkyl, optionally substituted aryl, or optionally substituted heteroaryl;

R<sup>4</sup> is halogen, -CN, -OR<sup>8</sup>, optionally substituted C<sub>1</sub>-C<sub>4</sub>alkyl, optionally substituted C<sub>1</sub>-C<sub>4</sub>fluoroalkyl, or optionally substituted C<sub>1</sub>-C<sub>4</sub>heteroalkyl;

each R<sup>5</sup> is independently H, halogen, -CN, -OR<sup>8</sup>, -SR<sup>8</sup>, -N(R<sup>8</sup>)<sub>2</sub>, optionally substituted C<sub>1</sub>-C<sub>4</sub>alkyl, optionally substituted C<sub>1</sub>-C<sub>4</sub>fluoroalkyl, optionally substituted C<sub>1</sub>-C<sub>4</sub>heteroalkyl, optionally substituted C<sub>3</sub>-C<sub>6</sub>cycloalkyl, optionally substituted C<sub>2</sub>-C<sub>10</sub>heterocycloalkyl, optionally substituted aryl, or optionally substituted heteroaryl;

each R<sup>2</sup> is independently H, halogen, -CN, -OR<sup>8</sup>, -SR<sup>8</sup>, -S(=O)R<sup>9</sup>, -S(=O)<sub>2</sub>R<sup>9</sup>, -

S(=O)<sub>2</sub>N(R<sup>8</sup>)<sub>2</sub>, -NR<sup>8</sup>S(=O)<sub>2</sub>R<sup>9</sup>, -C(=O)R<sup>9</sup>, -OC(=O)R<sup>9</sup>, -C(=O)OR<sup>8</sup>, -OC(=O)OR<sup>9</sup>, -N(R<sup>8</sup>)<sub>2</sub>, -OC(=O)N(R<sup>8</sup>)<sub>2</sub>, -NR<sup>8</sup>C(=O)R<sup>9</sup>, -NR<sup>8</sup>C(=O)OR<sup>9</sup>, optionally substituted C<sub>1</sub>-C<sub>4</sub>alkyl, optionally substituted C<sub>1</sub>-C<sub>4</sub>fluoroalkyl, optionally substituted C<sub>1</sub>-

C<sub>4</sub>heteroalkyl, optionally substituted C<sub>3</sub>-C<sub>6</sub>cycloalkyl, optionally substituted aryl, or optionally substituted heteroaryl;

R<sup>6</sup> is H, optionally substituted C<sub>1</sub>-C<sub>4</sub>alkyl, optionally substituted C<sub>1</sub>-C<sub>4</sub>heteroalkyl, optionally substituted C<sub>1</sub>-C<sub>4</sub>fluoroalkyl, optionally substituted C<sub>3</sub>-C<sub>6</sub>cycloalkyl, optionally substituted C<sub>3</sub>-C<sub>6</sub>cycloalkylalkyl, optionally substituted C<sub>2</sub>-C<sub>10</sub>heterocycloalkyl, optionally substituted aryl, or optionally substituted heteroaryl;

R<sup>7</sup> is optionally substituted C<sub>3</sub>-C<sub>6</sub>cycloalkylalkyl or R<sup>7</sup> is methyl, ethyl, -CH<sub>2</sub>CF<sub>3</sub>, -CH<sub>2</sub>-cyclopropyl, or -CH<sub>2</sub>CH<sub>2</sub>OCH<sub>3</sub>;

each R<sup>8</sup> is independently H, optionally substituted C<sub>1</sub>-C<sub>4</sub>alkyl, optionally substituted C<sub>1</sub>-C<sub>4</sub>heteroalkyl, optionally substituted C<sub>1</sub>-C<sub>4</sub>fluoroalkyl, optionally substituted C<sub>3</sub>-C<sub>6</sub>cycloalkyl, optionally substituted C<sub>2</sub>-C<sub>10</sub>heterocycloalkyl, optionally substituted aryl, or optionally substituted heteroaryl;

or two R<sup>8</sup> are taken together with the N atom to which they are attached to form an optionally substituted heterocycle;

each R<sup>9</sup> is independently optionally substituted C<sub>1</sub>-C<sub>4</sub>alkyl, optionally substituted C<sub>1</sub>-C<sub>4</sub>heteroalkyl, optionally substituted C<sub>1</sub>-C<sub>4</sub>fluoroalkyl, optionally substituted C<sub>3</sub>-C<sub>6</sub>cycloalkyl, optionally substituted C<sub>2</sub>-C<sub>10</sub>heterocycloalkyl, optionally substituted aryl, or optionally substituted heteroaryl;

R<sup>A1</sup> and R<sup>A2</sup> are each independently H, halogen, -OR<sup>9</sup>, optionally substituted C<sub>1</sub>-C<sub>4</sub>alkyl, optionally substituted C<sub>1</sub>-C<sub>4</sub>heteroalkyl, optionally substituted C<sub>1</sub>-C<sub>4</sub>fluoroalkyl, or optionally substituted aryl; provided that both R<sup>A1</sup> and R<sup>A2</sup> are not H;

n is 0, 1, 2, 3, or 4; and

q is 0, 1, 2, 3, or 4.

2. The compound of claim 1, or a pharmaceutically acceptable salt, or solvate thereof, wherein R<sup>7</sup> is methyl, ethyl, -CH<sub>2</sub>CF<sub>3</sub>, -CH<sub>2</sub>-cyclopropyl, or -CH<sub>2</sub>CH<sub>2</sub>OCH<sub>3</sub>.

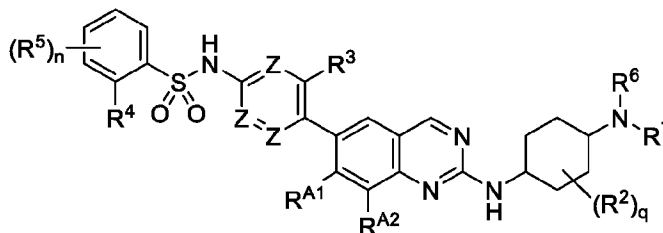
3. The compound of claim 1, or a pharmaceutically acceptable salt, or solvate thereof, wherein R<sup>7</sup> is optionally substituted C<sub>3</sub>-C<sub>6</sub>cycloalkylalkyl.

4. The compound of any one of claims 1-3, or a pharmaceutically acceptable salt, or solvate thereof, wherein R<sup>6</sup> is hydrogen, optionally substituted C<sub>1</sub>-C<sub>4</sub>alkyl, optionally substituted C<sub>1</sub>-C<sub>4</sub>heteroalkyl, optionally substituted C<sub>1</sub>-C<sub>4</sub>fluoroalkyl, optionally substituted C<sub>3</sub>-C<sub>6</sub>cycloalkyl, or optionally substituted C<sub>3</sub>-C<sub>6</sub>cycloalkylalkyl.

5. The compound of claim 4, or a pharmaceutically acceptable salt, or solvate thereof, wherein R<sup>6</sup> is optionally substituted C<sub>1</sub>-C<sub>4</sub>alkyl, optionally substituted C<sub>1</sub>-C<sub>4</sub>heteroalkyl, optionally substituted C<sub>1</sub>-C<sub>4</sub>fluoroalkyl, optionally substituted C<sub>3</sub>-C<sub>6</sub>cycloalkyl, or optionally substituted C<sub>3</sub>-C<sub>6</sub>cycloalkylalkyl.

6. The compound of claim 4, or a pharmaceutically acceptable salt, or solvate thereof, wherein  $R^6$  is methyl.

7. A compound of Formula (I), or a pharmaceutically acceptable salt, or solvate thereof:



Formula (I)

wherein,

each Z is independently N or  $CR^1$ , provided that at least one Z is N;

each  $R^1$  is independently H, halogen,  $-CN$ ,  $-OR^8$ ,  $-SR^8$ ,  $-S(=O)R^9$ ,  $-S(=O)_2R^9$ , -

$S(=O)_2N(R^8)_2$ ,  $-NR^8S(=O)_2R^9$ ,  $-C(=O)R^9$ ,  $-OC(=O)R^9$ ,  $-C(=O)OR^8$ ,  $-OC(=O)OR^9$ ,  $-N(R^8)_2$ ,  $-OC(=O)N(R^8)_2$ ,  $-NR^8C(=O)R^9$ ,  $-NR^8C(=O)OR^9$ , optionally substituted  $C_1$ - $C_4$ alkyl, optionally substituted  $C_1$ - $C_4$ fluoroalkyl, optionally substituted  $C_1$ - $C_4$ heteroalkyl, optionally substituted  $C_3$ - $C_6$ cycloalkyl, optionally substituted aryl, or optionally substituted heteroaryl;

$R^3$  is  $-CN$ ,  $-OR^8$ ,  $-SR^8$ , optionally substituted  $C_1$ - $C_4$ alkyl, optionally substituted  $C_1$ - $C_4$ fluoroalkyl, optionally substituted  $-O$ - $C_1$ - $C_4$ alkyl, optionally substituted  $C_1$ - $C_4$ heteroalkyl, optionally substituted  $C_3$ - $C_6$ cycloalkyl, optionally substituted  $-O$ - $C_3$ - $C_6$ cycloalkyl, optionally substituted  $C_3$ - $C_6$ heterocycloalkyl, optionally substituted  $-O$ - $C_3$ - $C_6$ heterocycloalkyl, optionally substituted aryl, or optionally substituted heteroaryl;

$R^4$  is halogen,  $-CN$ ,  $-OR^8$ , optionally substituted  $C_1$ - $C_4$ alkyl, optionally substituted  $C_1$ - $C_4$ fluoroalkyl, or optionally substituted  $C_1$ - $C_4$ heteroalkyl;

each  $R^5$  is independently H, halogen,  $-CN$ ,  $-OR^8$ ,  $-SR^8$ ,  $-N(R^8)_2$ , optionally substituted  $C_1$ - $C_4$ alkyl, optionally substituted  $C_1$ - $C_4$ fluoroalkyl, optionally substituted  $C_1$ - $C_4$ heteroalkyl, optionally substituted  $C_3$ - $C_6$ cycloalkyl, optionally substituted  $C_2$ - $C_{10}$ heterocycloalkyl, optionally substituted aryl, or optionally substituted heteroaryl;

each  $R^2$  is independently H, halogen,  $-CN$ ,  $-OR^8$ ,  $-SR^8$ ,  $-S(=O)R^9$ ,  $-S(=O)_2R^9$ , -

$S(=O)_2N(R^8)_2$ ,  $-NR^8S(=O)_2R^9$ ,  $-C(=O)R^9$ ,  $-OC(=O)R^9$ ,  $-C(=O)OR^8$ ,  $-OC(=O)OR^9$ ,  $-N(R^8)_2$ ,  $-OC(=O)N(R^8)_2$ ,  $-NR^8C(=O)R^9$ ,  $-NR^8C(=O)OR^9$ , optionally substituted  $C_1$ - $C_4$ alkyl, optionally substituted  $C_1$ - $C_4$ fluoroalkyl, optionally substituted  $C_1$ -

C<sub>4</sub>heteroalkyl, optionally substituted C<sub>3</sub>-C<sub>6</sub>cycloalkyl, optionally substituted aryl, or optionally substituted heteroaryl;

R<sup>6</sup> is H, optionally substituted C<sub>1</sub>-C<sub>4</sub>alkyl, optionally substituted C<sub>1</sub>-C<sub>4</sub>heteroalkyl, optionally substituted C<sub>1</sub>-C<sub>4</sub>fluoroalkyl, optionally substituted C<sub>3</sub>-C<sub>6</sub>cycloalkyl, optionally substituted C<sub>3</sub>-C<sub>6</sub>cycloalkylalkyl, optionally substituted C<sub>2</sub>-C<sub>10</sub>heterocycloalkyl, optionally substituted aryl, or optionally substituted heteroaryl;

R<sup>7</sup> is optionally substituted C<sub>1</sub>-C<sub>4</sub>alkyl, optionally substituted C<sub>1</sub>-C<sub>4</sub>heteroalkyl, optionally substituted C<sub>1</sub>-C<sub>4</sub>fluoroalkyl, optionally substituted C<sub>3</sub>-C<sub>6</sub>cycloalkyl, optionally substituted C<sub>3</sub>-C<sub>6</sub>cycloalkylalkyl, optionally substituted C<sub>2</sub>-C<sub>10</sub>heterocycloalkyl, optionally substituted aryl, or optionally substituted heteroaryl;

or R<sup>6</sup> and R<sup>7</sup> are taken together with the N atom to which they are attached to form an optionally substituted heterocycle;

each R<sup>8</sup> is independently H, optionally substituted C<sub>1</sub>-C<sub>4</sub>alkyl, optionally substituted C<sub>1</sub>-C<sub>4</sub>heteroalkyl, optionally substituted C<sub>1</sub>-C<sub>4</sub>fluoroalkyl, optionally substituted C<sub>3</sub>-C<sub>6</sub>cycloalkyl, optionally substituted C<sub>2</sub>-C<sub>10</sub>heterocycloalkyl, optionally substituted aryl, or optionally substituted heteroaryl;

or two R<sup>8</sup> are taken together with the N atom to which they are attached to form an optionally substituted heterocycle;

each R<sup>9</sup> is independently optionally substituted C<sub>1</sub>-C<sub>4</sub>alkyl, optionally substituted C<sub>1</sub>-C<sub>4</sub>heteroalkyl, optionally substituted C<sub>1</sub>-C<sub>4</sub>fluoroalkyl, optionally substituted C<sub>3</sub>-C<sub>6</sub>cycloalkyl, optionally substituted C<sub>2</sub>-C<sub>10</sub>heterocycloalkyl, optionally substituted aryl, or optionally substituted heteroaryl;

R<sup>A1</sup> and R<sup>A2</sup> are each independently H, halogen, -OR<sup>9</sup>, optionally substituted C<sub>1</sub>-C<sub>4</sub>alkyl, optionally substituted C<sub>1</sub>-C<sub>4</sub>heteroalkyl, optionally substituted C<sub>1</sub>-C<sub>4</sub>fluoroalkyl, or optionally substituted aryl; provided that both R<sup>A1</sup> and R<sup>A2</sup> are not H;

n is 0, 1, 2, 3, or 4; and

q is 0, 1, 2, 3, or 4.

8. The compound of claim 7, or a pharmaceutically acceptable salt, or solvate thereof, wherein R<sup>7</sup> is optionally substituted C<sub>1</sub>-C<sub>4</sub>alkyl, optionally substituted C<sub>1</sub>-C<sub>4</sub>heteroalkyl, optionally substituted C<sub>1</sub>-C<sub>4</sub>fluoroalkyl, optionally substituted C<sub>3</sub>-C<sub>6</sub>cycloalkyl, or optionally substituted C<sub>3</sub>-C<sub>6</sub>cycloalkylalkyl.

9. The compound of claim 8, or a pharmaceutically acceptable salt, or solvate thereof, wherein R<sup>7</sup> is methyl, ethyl, -CH<sub>2</sub>CF<sub>3</sub>, -CH<sub>2</sub>-cyclopropyl, or -CH<sub>2</sub>CH<sub>2</sub>OCH<sub>3</sub>.

10. The compound of claim 8, or a pharmaceutically acceptable salt, or solvate thereof, wherein R<sup>7</sup> is optionally substituted C<sub>1</sub>-C<sub>4</sub>alkyl.

11. The compound of claim 8, or a pharmaceutically acceptable salt, or solvate thereof, wherein R<sup>7</sup> is optionally substituted C<sub>1</sub>-C<sub>4</sub>heteroalkyl.

12. The compound of claim 8, or a pharmaceutically acceptable salt, or solvate thereof, wherein R<sup>7</sup> is optionally substituted C<sub>3</sub>-C<sub>6</sub>cycloalkyl.

13. The compound of claim 8, or a pharmaceutically acceptable salt, or solvate thereof, wherein R<sup>7</sup> is optionally substituted C<sub>1</sub>-C<sub>4</sub>alkyl.

14. The compound of claim 8, or a pharmaceutically acceptable salt, or solvate thereof, wherein R<sup>7</sup> is optionally substituted C<sub>3</sub>-C<sub>6</sub>cycloalkylalkyl.

15. The compound of any one of claims 7-14, or a pharmaceutically acceptable salt, or solvate thereof, wherein R<sup>6</sup> is H, optionally substituted C<sub>1</sub>-C<sub>4</sub>alkyl, optionally substituted C<sub>1</sub>-C<sub>4</sub>heteroalkyl, optionally substituted C<sub>1</sub>-C<sub>4</sub>fluoroalkyl, optionally substituted C<sub>3</sub>-C<sub>6</sub>cycloalkyl, or optionally substituted C<sub>3</sub>-C<sub>6</sub>cycloalkylalkyl.

16. The compound of claim 4 or 15, or a pharmaceutically acceptable salt, or solvate thereof, wherein R<sup>6</sup> is optionally substituted C<sub>1</sub>-C<sub>4</sub>alkyl.

17. The compound of claim 16, or a pharmaceutically acceptable salt, or solvate thereof, wherein R<sup>6</sup> is methyl.

18. The compound of claim 4 or 15, or a pharmaceutically acceptable salt, or solvate thereof, wherein R<sup>6</sup> is optionally substituted C<sub>1</sub>-C<sub>4</sub>heteroalkyl.

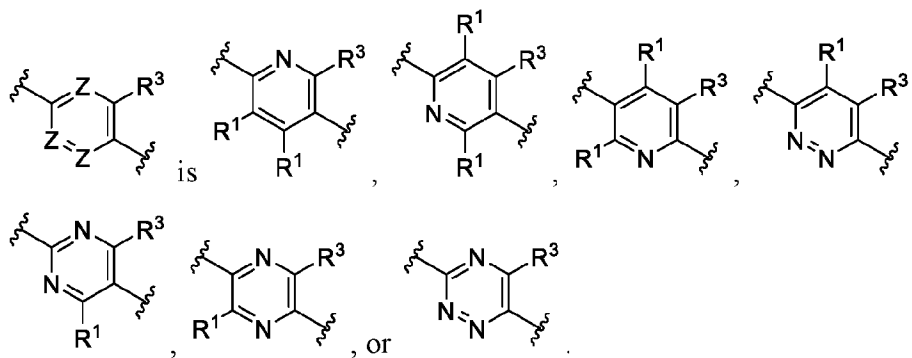
19. The compound of claim 4 or 15, or a pharmaceutically acceptable salt, or solvate thereof, wherein R<sup>6</sup> is optionally substituted C<sub>1</sub>-C<sub>4</sub>fluoroalkyl.

20. The compound of claim 4 or 15, or a pharmaceutically acceptable salt, or solvate thereof, wherein R<sup>6</sup> is optionally substituted C<sub>3</sub>-C<sub>6</sub>cycloalkyl.

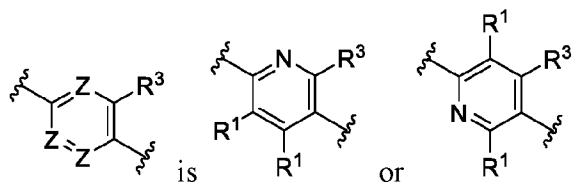
21. The compound of claim 4 or 15, or a pharmaceutically acceptable salt, or solvate thereof, wherein R<sup>6</sup> is optionally substituted C<sub>3</sub>-C<sub>6</sub>cycloalkylalkyl.

22. The compound of claim 4 or 15, or a pharmaceutically acceptable salt, or solvate thereof, wherein R<sup>6</sup> is H.

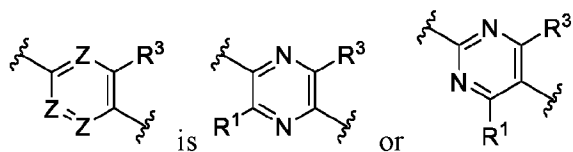
23. The compound of any one of claims 1-22, or a pharmaceutically acceptable salt, or solvate thereof, wherein:



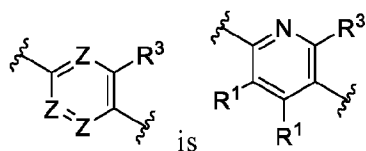
24. The compound of any one of claims 1-23 , or a pharmaceutically acceptable salt, or solvate thereof, wherein:



25. The compound of any one of claims 1-23, or a pharmaceutically acceptable salt, or solvate thereof, wherein:



26. The compound of any one of claims 1-24, or a pharmaceutically acceptable salt, or solvate thereof, wherein:



27. The compound of any one of claims 1-26, or a pharmaceutically acceptable salt, or solvate thereof, wherein each  $R^1$  is independently H, halogen, -CN, -OR<sup>8</sup>, optionally substituted C<sub>1</sub>-C<sub>4</sub>alkyl, optionally substituted C<sub>1</sub>-C<sub>4</sub>fluoroalkyl, or optionally substituted C<sub>1</sub>-C<sub>4</sub>heteroalkyl.

28. The compound of any one of claims 1-27, or a pharmaceutically acceptable salt, or solvate thereof, wherein each  $R^1$  is independently H, halogen, -OR<sup>8</sup>, optionally substituted C<sub>1</sub>-C<sub>4</sub>alkyl, or optionally substituted C<sub>1</sub>-C<sub>4</sub>heteroalkyl.

29. The compound of any one of claims 1-28, or a pharmaceutically acceptable salt, or solvate thereof, wherein  $R^3$  is -CN, -OR<sup>8</sup>, optionally substituted C<sub>1</sub>-C<sub>4</sub>alkyl, optionally substituted C<sub>1</sub>-C<sub>4</sub>fluoroalkyl, optionally substituted C<sub>1</sub>-C<sub>4</sub>heteroalkyl, optionally substituted C<sub>3</sub>-C<sub>6</sub>cycloalkyl, or optionally substituted -O-C<sub>3</sub>-C<sub>6</sub>cycloalkyl.

30. The compound of any one of claims 1-29, or a pharmaceutically acceptable salt, or solvate thereof, wherein  $R^3$  is  $-OR^8$ , optionally substituted  $C_1$ - $C_4$ alkyl, optionally substituted  $C_1$ - $C_4$ fluoroalkyl, or optionally substituted  $C_1$ - $C_4$ heteroalkyl.

31. The compound of any one of claims 1-30, or a pharmaceutically acceptable salt, or solvate thereof, wherein  $R^3$  is optionally substituted  $C_1$ - $C_4$ alkyl.

32. The compound of claim 31, or a pharmaceutically acceptable salt, or solvate thereof, wherein  $R^3$  is methyl, ethyl, propyl, or butyl.

33. The compound of any one of claims 1-30, or a pharmaceutically acceptable salt, or solvate thereof, wherein  $R^3$  is  $-OR^8$ .

34. The compound of claim 33, or a pharmaceutically acceptable salt, or solvate thereof, wherein  $R^8$  is optionally substituted  $C_1$ - $C_4$ alkyl, optionally substituted  $C_1$ - $C_4$ heteroalkyl, optionally substituted  $C_1$ - $C_4$ fluoroalkyl, or optionally substituted  $C_3$ - $C_6$ cycloalkyl.

35. The compound of any one of claims 1-34, or a pharmaceutically acceptable salt, or solvate thereof, wherein  $R^4$  is halogen,  $-CN$ ,  $-OR^8$ , optionally substituted  $C_1$ - $C_4$ alkyl, or optionally substituted  $C_1$ - $C_4$ fluoroalkyl.

36. The compound of any one of claims 1-35, or a pharmaceutically acceptable salt, or solvate thereof, wherein  $R^4$  is halogen, optionally substituted  $C_1$ - $C_4$ alkyl, or optionally substituted  $C_1$ - $C_4$ fluoroalkyl.

37. The compound of claim 35, or a pharmaceutically acceptable salt, or solvate thereof, wherein  $R^4$  is halogen.

38. The compound of claim 37, or a pharmaceutically acceptable salt, or solvate thereof, wherein  $R^4$  is  $-Cl$ ,  $-Br$ ,  $-F$ , or  $-I$ .

39. The compound of claim 35, or a pharmaceutically acceptable salt, or solvate thereof, wherein  $R^4$  is  $-OR^8$ .

40. The compound of claim 39, or a pharmaceutically acceptable salt, or solvate thereof, wherein  $R^8$  is  $H$ , optionally substituted  $C_1$ - $C_4$ alkyl, or optionally substituted  $C_1$ - $C_4$ fluoroalkyl.

41. The compound of claim 35, or a pharmaceutically acceptable salt, or solvate thereof, wherein  $R^4$  is optionally substituted  $C_1$ - $C_4$ alkyl.

42. The compound of claim 41, or a pharmaceutically acceptable salt, or solvate thereof, wherein  $R^4$  is methyl, ethyl, propyl, or butyl.

43. The compound of claim 35, or a pharmaceutically acceptable salt, or solvate thereof, wherein  $R^4$  is optionally substituted  $C_1$ - $C_4$ fluoroalkyl.

44. The compound of claim 43, or a pharmaceutically acceptable salt, or solvate thereof, wherein  $R^4$  is  $-CF_3$ ,  $-CF_2CH_3$ , or  $-CH_2CF_3$ .



45. The compound of any one of claims 1-44, or a pharmaceutically acceptable salt, or solvate thereof, wherein  $R^5$  is H, halogen,  $-CN$ ,  $-OR^8$ ,  $-SR^8$ ,  $-N(R^8)_2$ , optionally substituted  $C_1$ - $C_4$ alkyl, or optionally substituted  $C_1$ - $C_4$ fluoroalkyl.

46. The compound of claim 45, or a pharmaceutically acceptable salt, or solvate thereof, wherein  $R^5$  is H.

47. The compound of claim 45, or a pharmaceutically acceptable salt, or solvate thereof, wherein  $R^5$  is halogen.

48. The compound of claim 47, or a pharmaceutically acceptable salt, or solvate thereof, wherein  $R^5$  is  $-Cl$ ,  $-Br$ ,  $-F$ , or  $-I$ .

49. The compound of claim 45, or a pharmaceutically acceptable salt, or solvate thereof, wherein  $R^5$  is  $-OR^8$ .

50. The compound of claim 49, or a pharmaceutically acceptable salt, or solvate thereof, wherein  $R^8$  is H, optionally substituted  $C_1$ - $C_4$ alkyl, or optionally substituted  $C_1$ - $C_4$ fluoroalkyl.

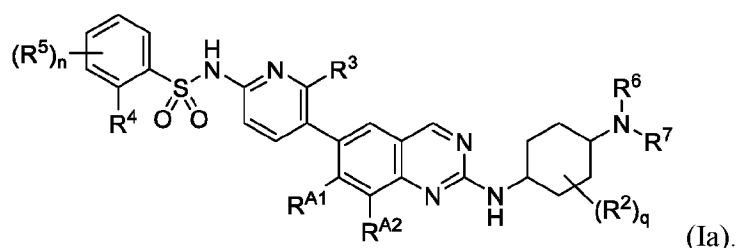
51. The compound of claim 45, or a pharmaceutically acceptable salt, or solvate thereof, wherein  $R^5$  is optionally substituted  $C_1$ - $C_4$ alkyl.

52. The compound of claim 51, or a pharmaceutically acceptable salt, or solvate thereof, wherein  $R^5$  is methyl, ethyl, propyl, or butyl.

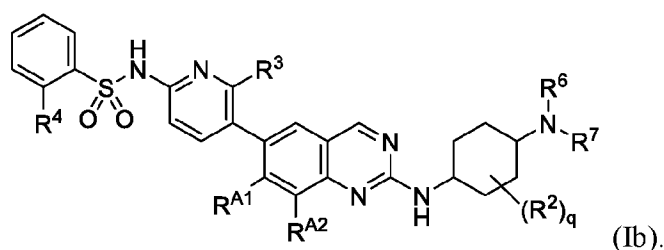
53. The compound of claim 45, or a pharmaceutically acceptable salt, or solvate thereof, wherein  $R^5$  is optionally substituted  $C_1$ - $C_4$ fluoroalkyl.

54. The compound of claim 53, or a pharmaceutically acceptable salt, or solvate thereof, wherein  $R^5$  is  $-CF_3$ ,  $-CF_2CH_3$ , or  $-CH_2CF_3$ .

55. The compound of any one of claims 1-22, wherein the compound has the structure of formula (Ia), or a pharmaceutically acceptable salt, or solvate thereof,



56. The compound of any one of claims 1-22, wherein the compound has the structure of formula (Ib), or a pharmaceutically acceptable salt, or solvate thereof,



57. The compound of any one of claims 1-56, or a pharmaceutically acceptable salt, or solvate thereof, wherein each  $R^2$  is independently H, halogen,  $-OR^8$ , optionally substituted  $C_1$ - $C_4$ alkyl, optionally substituted  $C_1$ - $C_4$ heteroalkyl, or optionally substituted  $C_1$ - $C_4$ fluoroalkyl.

58. The compound of any one of claims 1-57, or a pharmaceutically acceptable salt, or solvate thereof, wherein q is 0, 1, or 2.

59. The compound of any one of claims 1-58, or a pharmaceutically acceptable salt, or solvate thereof, wherein  $R^{A1}$  is H, optionally substituted  $C_1$ - $C_4$ alkyl, optionally substituted  $C_1$ - $C_4$ heteroalkyl, or optionally substituted  $C_1$ - $C_4$ fluoroalkyl.

60. The compound of claim 59, or a pharmaceutically acceptable salt, or solvate thereof, wherein  $R^{A1}$  is H.

61. The compound of claim 59, or a pharmaceutically acceptable salt, or solvate thereof, wherein  $R^{A1}$  is optionally substituted  $C_1$ - $C_4$ alkyl.

62. The compound of any one of claims 1-61, or a pharmaceutically acceptable salt, or solvate thereof, wherein  $R^{A2}$  is H, optionally substituted  $C_1$ - $C_4$ alkyl, optionally substituted  $C_1$ - $C_4$ heteroalkyl, or optionally substituted  $C_1$ - $C_4$ fluoroalkyl.

63. The compound of claim 62, or a pharmaceutically acceptable salt, or solvate thereof, wherein  $R^{A2}$  is optionally substituted  $C_1$ - $C_4$ alkyl.

64. The compound of claim 63, or a pharmaceutically acceptable salt, or solvate thereof, wherein  $R^{A2}$  is methyl, ethyl, propyl, or butyl.

65. The compound of claim 64, or a pharmaceutically acceptable salt, or solvate thereof, wherein  $R^{A2}$  is ethyl.

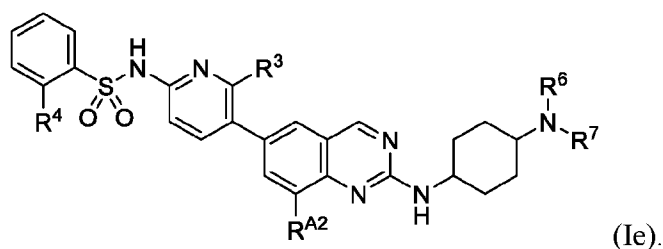
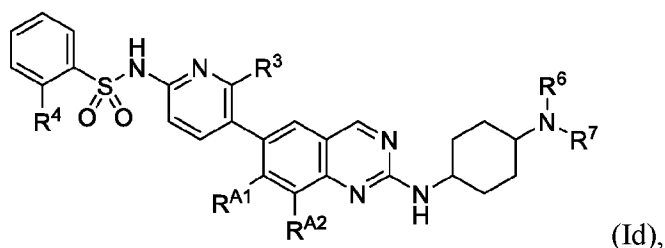
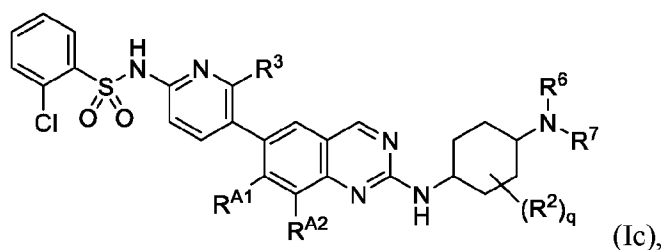
66. The compound of claim 62, or a pharmaceutically acceptable salt, or solvate thereof, wherein  $R^{A2}$  is optionally substituted  $C_1$ - $C_4$ heteroalkyl.

67. The compound of claim 62, or a pharmaceutically acceptable salt, or solvate thereof, wherein  $R^{A2}$  is optionally substituted  $C_1$ - $C_4$ fluoroalkyl.

68. The compound of claim 62, or a pharmaceutically acceptable salt, or solvate thereof, wherein  $R^{A2}$  is H.

69. The compound of any one of claims 1-34 and 45-68, or a pharmaceutically acceptable salt or solvate thereof, wherein  $R^4$  is chlorine.

70. The compound of claim 1 or claim 7, wherein the compound has the structure of formula (Ic), (Id), or (Ie), or a pharmaceutically acceptable salt, or solvate thereof:



71. The compound of any one of claims 3, 6, 8, and 15-70, or a pharmaceutically acceptable salt, or solvate thereof, wherein  $R^7$  is  $-\text{CH}_2\text{-cyclobutyl}$ .

72. The compound of any one of claims 1-71, or a pharmaceutically acceptable salt, or solvate thereof, wherein  $q$  is 0.

73. The compound of any one of claims 1-72, or a pharmaceutically acceptable salt, or solvate thereof, wherein each  $R^8$  is independently H, optionally substituted  $\text{C}_1\text{-C}_4$ alkyl, optionally substituted  $\text{C}_1\text{-C}_4$ heteroalkyl, optionally substituted  $\text{C}_1\text{-C}_4$ fluoroalkyl, optionally substituted  $\text{C}_3\text{-C}_6$ cycloalkyl, or optionally substituted  $\text{C}_2\text{-C}_{10}$ heterocycloalkyl and each  $R^9$  is independently optionally substituted  $\text{C}_1\text{-C}_4$ alkyl, optionally substituted  $\text{C}_1\text{-C}_4$ heteroalkyl, optionally substituted  $\text{C}_1\text{-C}_4$ fluoroalkyl, optionally substituted  $\text{C}_3\text{-C}_6$ cycloalkyl, or optionally substituted  $\text{C}_2\text{-C}_{10}$ heterocycloalkyl.

74. The compound of any one of claims 1-73, or a pharmaceutically acceptable salt, or solvate thereof, wherein optional substituents are independently selected from D, halogen,  $-\text{CN}$ ,  $-\text{NH}_2$ ,  $-\text{NH}(\text{CH}_3)$ ,  $-\text{N}(\text{CH}_3)_2$ ,  $-\text{OH}$ ,  $-\text{CO}_2\text{H}$ ,  $-\text{CO}_2(\text{C}_1\text{-C}_4\text{alkyl})$ ,  $-\text{CH}_2\text{NH}_2$ ,  $-\text{C}(=\text{O})\text{NH}_2$ ,  $-\text{C}(=\text{O})\text{NH}(\text{C}_1\text{-C}_4\text{alkyl})$ ,  $-\text{C}(=\text{O})\text{N}(\text{C}_1\text{-C}_4\text{alkyl})_2$ ,  $-\text{S}(=\text{O})_2\text{NH}_2$ ,  $-\text{S}(=\text{O})_2\text{NH}(\text{C}_1\text{-C}_4\text{alkyl})$ ,  $-\text{S}(=\text{O})_2\text{N}(\text{C}_1\text{-C}_4\text{alkyl})_2$ ,  $\text{C}_1\text{-C}_4\text{alkyl}$ ,  $\text{C}_3\text{-C}_6\text{cycloalkyl}$ ,  $\text{C}_1\text{-C}_4\text{fluoroalkyl}$ ,  $\text{C}_1\text{-C}_4\text{heteroalkyl}$ ,  $\text{C}_1\text{-C}_4\text{alkoxy}$ ,  $\text{C}_1\text{-C}_4\text{fluoroalkoxy}$ ,  $-\text{SC}_1\text{-C}_4\text{alkyl}$ ,  $-\text{S}(=\text{O})\text{C}_1\text{-C}_4\text{alkyl}$ , and  $-\text{S}(=\text{O})_2\text{C}_1\text{-C}_4\text{alkyl}$ .

75. The compound of any one of claims 1-74, or a pharmaceutically acceptable salt, or solvate thereof, wherein optional substituents are independently selected from D, halogen, -CN, -NH<sub>2</sub>, -OH, -NH(CH<sub>3</sub>), -N(CH<sub>3</sub>)<sub>2</sub>, -CH<sub>3</sub>, -CH<sub>2</sub>CH<sub>3</sub>, -CH<sub>2</sub>NH<sub>2</sub>, -CF<sub>3</sub>, -OCH<sub>3</sub>, and -OCF<sub>3</sub>.

76. The compound of any one of claims 1-73, or a pharmaceutically acceptable salt or solvate thereof, wherein there are no optional substituents.

77. A compound, or a pharmaceutically acceptable salt, or solvate thereof, selected from:

2-chloro-N-(5-(2-(((1r,4r)-4-(dimethylamino)cyclohexyl)amino)-8-ethylquinazolin-6-yl)-6-methylpyridin-2-yl)benzenesulfonamide;

2-chloro-N-(5-(2-(((1r,4r)-4-(dimethylamino)cyclohexyl)amino)-8-ethylquinazolin-6-yl)-3-fluoro-6-methylpyridin-2-yl)benzenesulfonamide; and

2-chloro-N-(5-(2-(((1r,4r)-4-(dimethylamino)cyclohexyl)amino)-8-ethylquinazolin-6-yl)-6-methoxypyridin-2-yl)benzenesulfonamide.

78. A compound, or a pharmaceutically acceptable salt, or solvate thereof, selected from:

2-chloro-N-(5-(2-(((1r,4r)-4-(dimethylamino)cyclohexyl)amino)-7-methylquinazolin-6-yl)-6-methoxypyridin-2-yl)benzenesulfonamide;

2-chloro-N-(5-(8-ethyl-2-(((1r,4r)-4-(methylamino)cyclohexyl)amino)quinazolin-6-yl)-6-methoxypyridin-2-yl)benzenesulfonamide;

2-chloro-N-(5-(2-(((1r,4r)-4-(dimethylamino)cyclohexyl)amino)-8-ethylquinazolin-6-yl)-6-ethylpyridin-2-yl)benzenesulfonamide;

N-(5-(8-ethyl-2-(((1r,4r)-4-(methylamino)cyclohexyl)amino)quinazolin-6-yl)-6-methoxypyridin-2-yl)-2-methylbenzenesulfonamide;

N-(5-(2-(((1r,4r)-4-(dimethylamino)cyclohexyl)amino)-8-ethylquinazolin-6-yl)-6-methoxypyridin-2-yl)-2-methylbenzenesulfonamide;

2-chloro-N-(5-(8-ethyl-2-(((1r,4r)-4-(methylamino)cyclohexyl)amino)quinazolin-6-yl)-6-methylpyridin-2-yl)benzenesulfonamide;

2-chloro-N-(5-(8-(1,1-difluoroethyl)-2-(((1r,4r)-4-(dimethylamino)cyclohexyl)amino)quinazolin-6-yl)-6-methoxypyridin-2-yl)benzenesulfonamide;

2-chloro-N-(5-(8-ethyl-2-(((1r,4r)-4-(ethyl(methyl)amino)cyclohexyl)amino)quinazolin-6-yl)-6-methylpyridin-2-yl)benzenesulfonamide;

2-chloro-N-(5-(8-ethyl-2-(((1r,4r)-4-(methyl(2,2,2-trifluoroethyl)amino)cyclohexyl)amino)quinazolin-6-yl)-6-methylpyridin-2-yl)benzenesulfonamide;

2-chloro-N-(5-(8-ethyl-2-(((1r,4r)-4-(methylamino)cyclohexyl)amino)quinazolin-6-yl)-3-fluoro-6-methoxypyridin-2-yl)benzenesulfonamide;

2-chloro-N-(5-(2-(((1r,4r)-4-(dimethylamino)cyclohexyl)amino)-8-ethylquinazolin-6-yl)-3-fluoro-6-methoxypyridin-2-yl)benzenesulfonamide;

2-chloro-N-(5-(2-(((1r,4r)-4-((cyclobutylmethyl)(methyl)amino)cyclohexyl)amino)-8-ethylquinazolin-6-yl)-6-methylpyridin-2-yl)benzenesulfonamide;

2-chloro-N-(5-(8-(1,1-difluoroethyl)-2-(((1r,4r)-4-(dimethylamino)cyclohexyl)amino)quinazolin-6-yl)-6-methylpyridin-2-yl)benzenesulfonamide;

2-chloro-N-(5-(8-ethyl-2-(((1r,4r)-4-(2-methoxyethyl)(methyl)amino)cyclohexyl)amino)quinazolin-6-yl)-6-methylpyridin-2-yl)benzenesulfonamide;

2-chloro-N-(5-(2-(((1r,4r)-4-(dimethylamino)cyclohexyl)amino)-8-methylquinazolin-6-yl)-6-methoxypyridin-2-yl)benzenesulfonamide;

2-chloro-N-(5-(2-(((1r,4r)-4-(dimethylamino)cyclohexyl)amino)-8-(trifluoromethyl)quinazolin-6-yl)-6-methoxypyridin-2-yl)benzenesulfonamide;

2-chloro-N-(5-(2-(((1r,4r)-4-(dimethylamino)cyclohexyl)amino)-8-(methoxymethyl)quinazolin-6-yl)-6-methoxypyridin-2-yl)benzenesulfonamide;

2-chloro-N-(5-(2-(((1s,4s)-4-(dimethylamino)cyclohexyl)amino)-8-methylquinazolin-6-yl)-6-methoxypyridin-2-yl)benzenesulfonamide;

2-chloro-N-(5-(2-(((1s,4s)-4-(dimethylamino)cyclohexyl)amino)-8-ethylquinazolin-6-yl)-6-methoxypyridin-2-yl)benzenesulfonamide;

2-chloro-N-(5-(2-(((1s,4s)-4-(dimethylamino)cyclohexyl)amino)-8-ethylquinazolin-6-yl)-3-fluoro-6-methoxypyridin-2-yl)benzenesulfonamide;

2-chloro-N-(5-(2-(((1s,4s)-4-(dimethylamino)-4-methylcyclohexyl)amino)-8-ethylquinazolin-6-yl)-6-methoxypyridin-2-yl)benzenesulfonamide;

2-chloro-N-(5-(2-(((1s,4s)-4-(dimethylamino)-4-methylcyclohexyl)amino)-8-ethylquinazolin-6-yl)-3-fluoro-6-methoxypyridin-2-yl)benzenesulfonamide;

2-chloro-N-(5-(2-(((1r,4r)-4-(dimethylamino)cyclohexyl)amino)-8-methylquinazolin-6-yl)-3-fluoro-6-methoxypyridin-2-yl)benzenesulfonamide; and

2-chloro-N-(5-(2-(((1s,4s)-4-(dimethylamino)cyclohexyl)amino)-8-methylquinazolin-6-yl)-3-fluoro-6-methoxypyridin-2-yl)benzenesulfonamide.

79. A compound, or a pharmaceutically acceptable salt, or solvate thereof, selected from:

N-(5-(2-(((1r,4r)-4-aminocyclohexyl)amino)-8-ethylquinazolin-6-yl)-4-methylpyrimidin-2-yl)-2-chlorobenzenesulfonamide;

N-(4-(2-(((1r,4r)-4-aminocyclohexyl)amino)-8-ethylquinazolin-6-yl)-2-fluorophenyl)-2-chlorobenzenesulfonamide;

N-(5-(2-(((1r,4r)-4-aminocyclohexyl)amino)-8-ethylquinazolin-6-yl)pyrazin-2-yl)-2-chlorobenzenesulfonamide;

N-(4-(2-(((1r,4r)-4-aminocyclohexyl)amino)quinazolin-6-yl)phenyl)-2-chlorobenzenesulfonamide;

N-(5-(2-(((1r,4r)-4-aminocyclohexyl)amino)-8-ethylquinazolin-6-yl)pyridin-2-yl)-2-chlorobenzenesulfonamide;

N-(6-(2-(((1r,4r)-4-aminocyclohexyl)amino)-8-ethylquinazolin-6-yl)pyridin-3-yl)-2-chlorobenzenesulfonamide;

N-(5-(2-(((1r,4r)-4-aminocyclohexyl)amino)-8-ethylquinazolin-6-yl)-1H-pyrazol-3-yl)-2-chlorobenzenesulfonamide;

N-(4-(2-(((1r,4r)-4-aminocyclohexyl)amino)-8-hydroxyquinazolin-6-yl)-3-methylphenyl)-2-chloro-N-methylbenzenesulfonamide;

N-(4-(2-(((1r,4r)-4-aminocyclohexyl)amino)-8-ethylquinazolin-6-yl)-3-methylphenyl)-2-chloro-N-methylbenzenesulfonamide;

N-(6-(2-(((1r,4r)-4-aminocyclohexyl)amino)-8-ethylquinazolin-6-yl)pyridazin-3-yl)-2-chlorobenzenesulfonamide;

N-(2-(2-(((1r,4r)-4-aminocyclohexyl)amino)-8-ethylquinazolin-6-yl)pyrimidin-5-yl)-2-chlorobenzenesulfonamide;

N-(4-(2-(((1r,4r)-4-aminocyclohexyl)amino)-8-ethylquinazolin-6-yl)-3-ethylphenyl)-2-chlorobenzenesulfonamide;

N-(4-(2-(((1r,4r)-4-aminocyclohexyl)amino)-8-ethylquinazolin-6-yl)-3-fluorophenyl)-2-chlorobenzenesulfonamide;

N-(4-(2-(((1r,4r)-4-aminocyclohexyl)amino)-8-methoxyquinazolin-6-yl)-3-methylphenyl)-2-chlorobenzenesulfonamide;

N-(5-(2-(((1r,4r)-4-aminocyclohexyl)amino)-8-ethylquinazolin-6-yl)-6-methoxypyridin-2-yl)-2-chlorobenzenesulfonamide;

N-(5-(2-(((1r,4r)-4-aminocyclohexyl)amino)-8-ethylquinazolin-6-yl)-4-methylthiazol-2-yl)-2-chlorobenzenesulfonamide;

N-(5-(2-(((1r,4r)-4-aminocyclohexyl)amino)-8-ethylquinazolin-6-yl)pyrimidin-2-yl)-2-chlorobenzenesulfonamide;

N-(5-(2-(((1r,4r)-4-aminocyclohexyl)amino)-8-isopropylquinazolin-6-yl)-1-methyl-1H-pyrazol-3-yl)-2-chlorobenzenesulfonamide;

N-(5-(2-(((1r,4r)-4-aminocyclohexyl)amino)-8-ethylquinazolin-6-yl)thiazol-2-yl)-2-chlorobenzenesulfonamide;

N-(4-(2-(((1r,4r)-4-aminocyclohexyl)amino)-8-ethylquinazolin-6-yl)-2-fluoro-5-methoxyphenyl)-2-chlorobenzenesulfonamide;

N-(1-(2-(((1r,4r)-4-aminocyclohexyl)amino)-8-ethylquinazolin-6-yl)-1H-pyrazol-4-yl)-2-chlorobenzenesulfonamide;

N-(5-(2-(((1r,4r)-4-aminocyclohexyl)amino)-8-ethylquinazolin-6-yl)isoxazol-3-yl)-2-chlorobenzenesulfonamide;

N-(5-(2-(((1r,4r)-4-aminocyclohexyl)amino)-8-methoxyquinazolin-6-yl)-1-methyl-1H-pyrazol-3-yl)-2-chlorobenzenesulfonamide;

N-(5-(2-(((1r,4r)-4-aminocyclohexyl)amino)-8-ethylquinazolin-6-yl)-4-methoxypyrimidin-2-yl)-2-chlorobenzenesulfonamide;

N-(5-(2-(((1r,4r)-4-aminocyclohexyl)amino)-8-propylquinazolin-6-yl)-1-methyl-1H-pyrazol-3-yl)-2-chlorobenzenesulfonamide;

N-(4-(2-(((1r,4r)-4-aminocyclohexyl)amino)quinazolin-6-yl)-3-fluorophenyl)-2-chlorobenzenesulfonamide;

N-(6-(2-(((1r,4r)-4-aminocyclohexyl)amino)quinazolin-6-yl)pyridazin-3-yl)-2-chlorobenzenesulfonamide;

N-(4-(2-(((1r,4r)-4-aminocyclohexyl)amino)quinazolin-6-yl)-2-fluorophenyl)-2-chlorobenzenesulfonamide;

N-(6-(2-(((1r,4r)-4-aminocyclohexyl)amino)quinazolin-6-yl)-5-fluoropyridin-3-yl)-2-chlorobenzenesulfonamide;

N-(6-(2-(((1r,4r)-4-aminocyclohexyl)amino)-8-ethylquinazolin-6-yl)-5-fluoropyridin-3-yl)-2-chlorobenzenesulfonamide;

N-(4-(2-(((1r,4r)-4-aminocyclohexyl)amino)quinazolin-6-yl)-2,5-difluorophenyl)-2-chlorobenzenesulfonamide;

N-(5-(2-(((1r,4r)-4-aminocyclohexyl)amino)quinazolin-6-yl)-3-fluoropyridin-2-yl)-2-chlorobenzenesulfonamide;

N-(5-(2-(((1r,4r)-4-aminocyclohexyl)amino)-8-ethylquinazolin-6-yl)-3-fluoropyridin-2-yl)-2-chlorobenzenesulfonamide;

N-(4-(2-(((1r,4r)-4-aminocyclohexyl)amino)quinazolin-6-yl)-2,3-difluorophenyl)-2-chlorobenzenesulfonamide;

N-(4-(3-(((1r,4r)-4-aminocyclohexyl)amino)isoquinolin-7-yl)-2-fluorophenyl)-2-chlorobenzenesulfonamide;

(S)-2-amino-N-((1r,4S)-4-((6-(4-((2-chlorophenyl)sulfonamido)-3-fluorophenyl)-8-ethylquinazolin-2-yl)amino)cyclohexyl)-3-methylbutanamide;

N-((1r,4r)-4-((6-(4-((2-chlorophenyl)sulfonamido)-3-fluorophenyl)-8-ethylquinazolin-2-yl)amino)cyclohexyl)acetamide;

2-chloro-N-(4-(8-ethyl-2-(((1r,4r)-4-(methylamino)cyclohexyl)amino)quinazolin-6-yl)-2-fluorophenyl)benzenesulfonamide;

2-chloro-N-(6-(8-ethyl-2-(((1r,4r)-4-(methylamino)cyclohexyl)amino)quinazolin-6-yl)pyridazin-3-yl)benzenesulfonamide;

N-(4-(2-(((1r,4r)-4-aminocyclohexyl)amino)quinazolin-6-yl)-3,5-difluorophenyl)-2-chlorobenzenesulfonamide;

N-(4-(2-(((1r,4r)-4-aminocyclohexyl)amino)-8-ethylquinazolin-6-yl)-2,6-difluorophenyl)-2-chlorobenzenesulfonamide;

2-chloro-N-(6-(2-(((1r,4r)-4-(dimethylamino)cyclohexyl)amino)-8-ethylquinazolin-6-yl)pyridazin-3-yl)benzenesulfonamide;

N-(6-(2-(((1r,4r)-4-aminocyclohexyl)amino)-8-ethylquinazolin-6-yl)-5-methoxypyridazin-3-yl)-2-chlorobenzenesulfonamide;

N-(6-(2-(((1r,4r)-4-aminocyclohexyl)amino)-8-ethylquinazolin-6-yl)-4-methoxypyridazin-3-yl)-2-chlorobenzenesulfonamide;

N-(6-(2-(((1r,4r)-4-aminocyclohexyl)amino)-8-ethylquinazolin-6-yl)-5-methylpyridazin-3-yl)-2-chlorobenzenesulfonamide;

N-(5-(2-(((1r,4r)-4-aminocyclohexyl)amino)quinazolin-6-yl)-4-methylpyrimidin-2-yl)-2-chlorobenzenesulfonamide;

2-chloro-N-(4-(2-(((1r,4r)-4-(dimethylamino)cyclohexyl)amino)-8-ethylquinazolin-6-yl)-2-fluorophenyl)benzenesulfonamide;

N-(4-(2-(((1R,3R,4S)-4-amino-3-methylcyclohexyl)amino)-8-ethylquinazolin-6-yl)-2-fluorophenyl)-2-chlorobenzenesulfonamide;

N-(4-(2-(((1r,4r)-4-aminocyclohexyl)amino)-8-ethylquinazolin-6-yl)-2-fluoro-3-methylphenyl)-2-chlorobenzenesulfonamide;

N-(4-(2-(((1R,3S)-3-aminocyclohexyl)amino)-8-ethylquinazolin-6-yl)-2-fluorophenyl)-2-chlorobenzenesulfonamide;

(S)-2-chloro-N-(4-(8-ethyl-2-(piperidin-3-ylamino)quinazolin-6-yl)-2-fluorophenyl)benzenesulfonamide;

N-(4-(2-(((1R,3R,4R)-4-amino-3-methylcyclohexyl)amino)-8-ethylquinazolin-6-yl)-2-fluorophenyl)-2-chlorobenzenesulfonamide;

N-(4-(2-(((1R,3S)-3-aminocyclohexyl)amino)quinazolin-6-yl)-2-fluorophenyl)-2-chlorobenzenesulfonamide;



(S)-2-chloro-N-(2-fluoro-4-(2-(piperidin-3-ylamino)quinazolin-6-yl)phenyl)benzenesulfonamide;

N-(4-(2-(((1R,3R)-3-aminocyclopentyl)amino)quinazolin-6-yl)-2-fluorophenyl)-2-chlorobenzenesulfonamide;

N-(4-(2-(((1R,3R)-3-aminocyclopentyl)amino)-8-ethylquinazolin-6-yl)-2-fluorophenyl)-2-chlorobenzenesulfonamide;

N-(4-(2-(((1R,3S)-3-aminocyclopentyl)amino)-8-ethylquinazolin-6-yl)-2-fluorophenyl)-2-chlorobenzenesulfonamide;

N-(4-(2-(((1R,3S)-3-aminocyclopentyl)amino)quinazolin-6-yl)-2-fluorophenyl)-2-chlorobenzenesulfonamide;

N-(4-(2-((4-aminobicyclo[2.2.2]octan-1-yl)amino)quinazolin-6-yl)-2-fluorophenyl)-2-chlorobenzenesulfonamide;

N-(4-(2-(((2r,5r)-5-aminooctahydropentalen-2-yl)amino)-8-ethylquinazolin-6-yl)-2-fluorophenyl)-2-chlorobenzenesulfonamide;

N-(4-(2-(((2r,5r)-5-aminooctahydropentalen-2-yl)amino)-8-ethylquinazolin-6-yl)-2-fluorophenyl)-2-chlorobenzenesulfonamide;

N-(4-(2-(((2s,5s)-5-aminooctahydropentalen-2-yl)amino)-8-ethylquinazolin-6-yl)-2-fluorophenyl)-2-chlorobenzenesulfonamide;

N-(4-(2-(((2s,5s)-5-aminooctahydropentalen-2-yl)amino)quinazolin-6-yl)-2-fluorophenyl)-2-chlorobenzenesulfonamide;

N-(4-(2-((4-aminobicyclo[2.2.1]heptan-1-yl)amino)quinazolin-6-yl)-2-fluorophenyl)-2-chlorobenzenesulfonamide;

N-(4-(2-((4-aminobicyclo[2.2.2]octan-1-yl)amino)-8-ethylquinazolin-6-yl)-2-fluorophenyl)-2-chlorobenzenesulfonamide;

2-chloro-N-(4-(8-ethyl-2-(((1r,4r)-4-(pyrrolidin-1-yl)cyclohexyl)amino)quinazolin-6-yl)-2-fluorophenyl)benzenesulfonamide;

N-(5-(2-(((1r,4r)-4-aminocyclohexyl)amino)quinazolin-6-yl)-1,3,4-thiadiazol-2-yl)-2-chlorobenzenesulfonamide;

N-(4-(2-(((1r,4r)-4-aminocyclohexyl)amino)-7-methylquinazolin-6-yl)-2-fluorophenyl)-2-chlorobenzenesulfonamide;

N-(5-(2-(((1r,4r)-4-aminocyclohexyl)amino)-8-ethylquinazolin-6-yl)-4-methoxypyridin-2-yl)-2-chlorobenzenesulfonamide;

N-(6-(2-(((1r,4r)-4-aminocyclohexyl)amino)-8-ethylquinazolin-6-yl)-5-methoxypyridin-3-yl)-2-chlorobenzenesulfonamide;

N-(5-(2-(((1r,4r)-4-aminocyclohexyl)amino)-8-ethylquinazolin-6-yl)-6-methylpyrazin-2-yl)-2-chlorobenzenesulfonamide;

2-chloro-N-(5-(2-(((1r,4r)-4-(dimethylamino)cyclohexyl)amino)-8-ethylquinazolin-6-yl)-3-fluoropyridin-2-yl)benzenesulfonamide;

N-(6-(2-(((1r,4r)-4-aminocyclohexyl)amino)-8-ethylquinazolin-6-yl)-5-ethylpyridazin-3-yl)-2-chlorobenzenesulfonamide; and

N-(5-(2-(((1r,4r)-4-aminocyclohexyl)amino)-8-ethylquinazolin-6-yl)-6-methoxypyrazin-2-yl)-2-chlorobenzenesulfonamide.

80. A compound, or a pharmaceutically acceptable salt, or solvate thereof, selected from:

2-chloro-N-(5-(2-(((1r,4r)-4-(dimethylamino)cyclohexyl)amino)-8-fluoroquinazolin-6-yl)-6-methoxypyridin-2-yl)benzenesulfonamide;

2-chloro-N-(5-(2-(((1r,4r)-4-(dimethylamino)cyclohexyl)amino)quinazolin-6-yl)-3-fluoro-6-methoxypyridin-2-yl)benzenesulfonamide;

2-chloro-N-(3-fluoro-6-methoxy-5-(2-(((1r,4r)-4-(methylamino)cyclohexyl)amino)quinazolin-6-yl)pyridin-2-yl)benzenesulfonamide;

2-chloro-N-(5-(2-(((1S,2S,4S)-4-(dimethylamino)-2-fluorocyclohexyl)amino)-8-ethylquinazolin-6-yl)-6-methylpyridin-2-yl)benzenesulfonamide;

2,3-dichloro-N-(5-(2-(((1r,4r)-4-(dimethylamino)cyclohexyl)amino)-8-ethylquinazolin-6-yl)-6-methylpyridin-2-yl)benzenesulfonamide;

2-chloro-N-(5-(2-(((1r,4r)-4-(dimethylamino)cyclohexyl)amino)quinazolin-6-yl)-3-fluoro-6-methylpyridin-2-yl)benzenesulfonamide;

2-chloro-N-(5-(2-(((1r,4r)-4-(dimethylamino)cyclohexyl)amino)-8-ethylquinazolin-6-yl)-4-methoxypyrimidin-2-yl)benzenesulfonamide;

2-chloro-N-(5-(2-(((1r,4r)-4-(dimethylamino)cyclohexyl)amino)-8-fluoroquinazolin-6-yl)-3-fluoro-6-methoxypyridin-2-yl)benzenesulfonamide;

2-chloro-N-(5-(2-(((1r,4r)-4-(dimethylamino)cyclohexyl)amino)-8-fluoroquinazolin-6-yl)-3-fluoro-6-methylpyridin-2-yl)benzenesulfonamide;

2-chloro-N-(5-(2-(((1r,4r)-4-(dimethylamino)cyclohexyl)amino)-8-ethylquinazolin-6-yl)-6-methoxypyrazin-2-yl)benzenesulfonamide;

2-chloro-N-(5-(2-(((1r,4r)-4-(dimethylamino)cyclohexyl)amino)-8-ethylquinazolin-6-yl)-6-methylpyridin-2-yl)-3-fluorobenzenesulfonamide;

2-chloro-N-(6-(2-(((1r,4r)-4-(dimethylamino)cyclohexyl)amino)-8-ethylquinazolin-6-yl)-5-methoxypyridazin-3-yl)benzenesulfonamide;

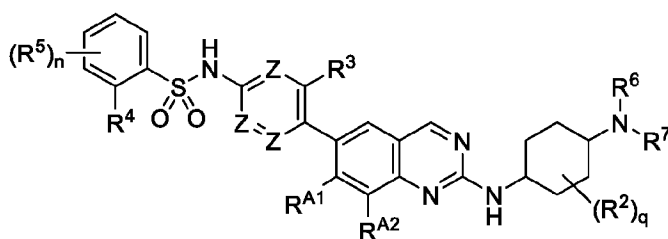
2-chloro-N-(5-(2-(((1r,4r)-4-(dimethylamino)cyclohexyl)amino)-8-ethylquinazolin-6-yl)-6-methylpyridin-2-yl)-3-methylbenzenesulfonamide;

2-chloro-N-(5-(2-(((1*r*,4*r*)-4-(dimethylamino)cyclohexyl)amino)-8-ethyl-7-fluoroquinazolin-6-yl)-6-methylpyridin-2-yl)benzenesulfonamide;

2-chloro-N-(5-(2-(((1*r*,4*r*)-4-(dimethylamino)cyclohexyl)amino)-8-ethyl-7-fluoroquinazolin-6-yl)-3-fluoro-6-methylpyridin-2-yl)benzenesulfonamide; and

2-chloro-N-(5-(2-(((1*r*,4*r*)-4-(dimethylamino)cyclohexyl)amino)-8-ethyl-7-fluoroquinazolin-6-yl)-3-fluoro-6-methoxypyridin-2-yl)benzenesulfonamide.

81. The compound of claim 7 having Formula (I\*), or a pharmaceutically acceptable salt, or solvate thereof:



Formula (I\*)

wherein,

each Z is independently N or CR<sup>1</sup>, provided that at least one Z is N;

each R<sup>1</sup> is independently hydrogen, fluorine, chlorine or cyano;

R<sup>3</sup> is -CN, optionally substituted C<sub>1</sub>-C<sub>3</sub>alkyl, optionally substituted C<sub>3</sub>-C<sub>4</sub>cycloalkyl, optionally substituted -O-C<sub>3</sub>-C<sub>4</sub>cycloalkyl, or optionally substituted -O-C<sub>1</sub>-C<sub>3</sub>alkyl;

R<sup>4</sup> is chlorine, -CH<sub>3</sub>, cyano, -OCH<sub>3</sub>, or CF<sub>3</sub>;

each R<sup>5</sup> is independently hydrogen, chlorine, -CH<sub>3</sub>, cyano, -OCH<sub>3</sub>, or CF<sub>3</sub>;

each R<sup>2</sup> is independently hydrogen, fluorine, -CH<sub>3</sub>, or -OH;

R<sup>6</sup> is H, or C<sub>1</sub>-C<sub>3</sub>alkyl;

R<sup>7</sup> is optionally substituted C<sub>1</sub>-C<sub>3</sub>alkyl; C<sub>1</sub>-C<sub>3</sub>fluoroalkyl, C<sub>1</sub>-C<sub>3</sub>heteroalkyl, or C<sub>3</sub>-C<sub>4</sub>cycloalkyl-C<sub>1</sub>-C<sub>3</sub>alkyl;

or R<sup>6</sup> and R<sup>7</sup> are taken together with the N atom to which they are attached to form an optionally substituted 4 to 6 membered ring, the remainder of the ring atoms being carbon;

R<sup>A1</sup> and R<sup>A2</sup> are each independently H, optionally substituted C<sub>1</sub>-C<sub>3</sub>alkyl, C<sub>1</sub>-C<sub>3</sub>fluoroalkyl, optionally substituted C<sub>1</sub>-C<sub>3</sub>heteroalkyl, or optionally substituted C<sub>3</sub>-C<sub>4</sub>cycloalkyl-C<sub>1</sub>-C<sub>3</sub>alkyl, provided that both R<sup>A1</sup> and R<sup>A2</sup> are not hydrogen;

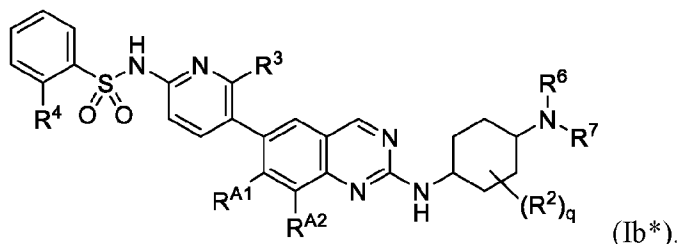
n is 0, 1, 2, 3, or 4; and

q is 0, 1, 2, 3, or 4.

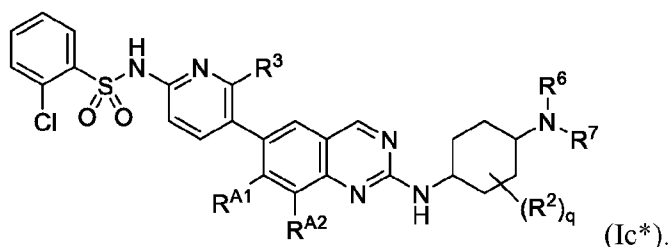
82. The compound of claim 81, or a pharmaceutically acceptable salt or solvate thereof wherein R<sup>A1</sup> and R<sup>A2</sup> are each independently H, C<sub>1</sub>-C<sub>3</sub>fluoroalkyl, C<sub>1</sub>-C<sub>3</sub>heteroalkyl, C<sub>3</sub>-

C<sub>4</sub>cycloalkyl-C<sub>1</sub>-C<sub>3</sub>alkyl or optionally substituted C<sub>1</sub>-C<sub>3</sub>alkyl, provided that both R<sup>A1</sup> and R<sup>A2</sup> are not hydrogen.

83. The compound of claim 81 or 82, wherein the compound has the structure of formula (Ib\*), or a pharmaceutically acceptable salt, or solvate thereof:



84. The compound of claim 81 or 82, wherein the compound has the structure of formula (Ic\*) or a pharmaceutically acceptable salt, or solvate thereof:



85. The compound of any one of claims 81-84, or a pharmaceutically acceptable salt, or solvate thereof, wherein R<sup>6</sup> is H or methyl and R<sup>7</sup> is methyl, ethyl, CH<sub>2</sub>CF<sub>3</sub>, CH<sub>2</sub>-cyclopropyl, or CH<sub>2</sub>CH<sub>2</sub>OCH<sub>3</sub>.

86. The compound of any one of claims 81-84, or a pharmaceutically acceptable salt or solvate thereof, wherein R<sup>6</sup> is methyl and R<sup>7</sup> is methyl, ethyl, CH<sub>2</sub>CF<sub>3</sub>, CH<sub>2</sub>-cyclopropyl, or CH<sub>2</sub>CH<sub>2</sub>OCH<sub>3</sub>.

87. The compound of any one of claims 81-86, or a pharmaceutically acceptable salt, or solvate thereof, wherein one or more of R<sup>3</sup>, R<sup>7</sup>, R<sup>A1</sup>, and R<sup>A2</sup> are optionally substituted, wherein optional substituents are each independently selected from fluorine, -OH, -OCH<sub>3</sub>, -OCH<sub>2</sub>CH<sub>3</sub>, -OCH<sub>2</sub>CH<sub>2</sub>CH<sub>3</sub>, -NH<sub>2</sub>, -NH(CH<sub>3</sub>), and -N(CH<sub>3</sub>)<sub>2</sub>.

88. The compound of any one of claims 81-86, or a pharmaceutically acceptable salt, or solvate thereof, wherein one or more of R<sup>3</sup>, R<sup>7</sup>, R<sup>A1</sup>, and R<sup>A2</sup> are optionally substituted, wherein optional substituents are each independently selected from fluorine, -OH, -OCH<sub>3</sub>, -OCH<sub>2</sub>CH<sub>3</sub>, -OCH<sub>2</sub>CH<sub>2</sub>CH<sub>3</sub>, -NH(CH<sub>3</sub>), and -N(CH<sub>3</sub>)<sub>2</sub>.

89. The compound of any one of claims 81-88, or a pharmaceutically acceptable salt, or solvate thereof, wherein one or more of R<sup>7</sup>, R<sup>A1</sup>, and R<sup>A2</sup> are C<sub>1</sub>-C<sub>3</sub>heteroalkyl, wherein a heteroatom in the C<sub>1</sub>-C<sub>3</sub>heteroalkyl is oxygen.

90. The compound of any one of claims 81-89 or a pharmaceutically acceptable salt, or solvate thereof, wherein  $R^{A1}$  is H or  $C_1$ - $C_3$ alkyl.

91. The compound of any one of claims 81-90 or a pharmaceutically acceptable salt, or solvate thereof, wherein q is zero.

92. The compound of any one of claims 81-86 a pharmaceutically acceptable salt, or solvate thereof, wherein:

each Z is independently N or  $CR^1$ , provided that at least one Z is N;

each  $R^1$  is independently hydrogen, fluorine, chlorine or cyano;

$R^3$  is  $C_1$ - $C_3$ alkyl or  $-OC_1$ - $C_3$ alkyl;

$R^{A1}$  is hydrogen, or  $C_1$ - $C_3$ alkyl;

$R^{A2}$  is  $C_1$ - $C_3$ alkyl,  $C_1$ - $C_3$ fluoroalkyl, or  $C_1$ - $C_3$ heteroalkyl; provided that both  $R^{A1}$  and  $R^{A2}$  are not hydrogen;

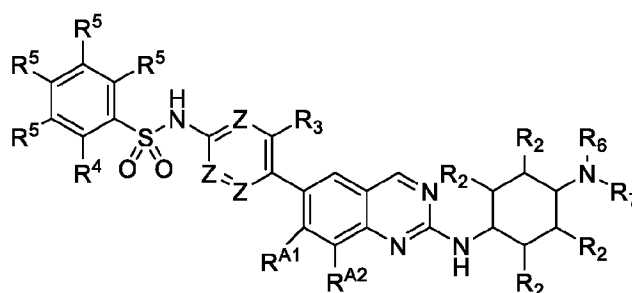
$R^4$  is chlorine;

each  $R^5$  is independently hydrogen, chlorine,  $-CH_3$ , cyano,  $-OCH_3$ , or  $CF_3$ ;

n is 0, 1, 2, 3, or 4; and

q is zero.

93. The compound of any one of claims 1-22 having Formula (Id\*), or a pharmaceutically acceptable salt or solvate thereof:



(Id\*).

94. The compound of claim 93, or a pharmaceutically acceptable salt or solvate thereof: wherein:

$R^3$  is  $C_1$ - $C_3$ alkyl or  $-OC_1$ - $C_3$ alkyl;

$R^{A1}$  is fluorine, chlorine, hydrogen, or  $C_1$ - $C_3$ alkyl;

$R^{A2}$  is  $C_1$ - $C_3$ alkyl,  $-OC_1$ - $C_3$ alkyl, hydrogen,  $C_1$ - $C_3$ fluoroalkyl, fluorine, chlorine,

or

each Z is independently N or  $CR^1$ , provided that at least one Z is N;

each  $R^5$  is independently hydrogen, chlorine, fluorine, or  $C_1$ - $C_3$ alkyl;

$R^4$  is chlorine or  $C_1$ - $C_3$ alkyl;  $C_1$ - $C_3$ heteroalkyl; provided that both  $R^{A1}$  and  $R^{A2}$  are not hydrogen;

each  $R^2$  is independently hydrogen or fluorine;

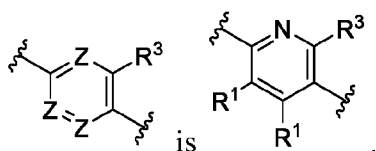
$R^1$  is hydrogen or fluorine.

95. The compound of claim 93 or 94, or a pharmaceutically acceptable salt or solvate thereof, wherein one Z is nitrogen.

96. The compound of claim 93 or 94, or a pharmaceutically acceptable salt or solvate thereof, wherein two Z are nitrogen.

97. The compound of claim 93 or 94, or a pharmaceutically acceptable salt or solvate thereof, wherein three Z are nitrogen.

98. The compound of claim 93 or 94, or a pharmaceutically acceptable salt or solvate thereof, wherein:



99. The compound of any one of claims 93-98, or a pharmaceutically acceptable salt or solvate thereof, wherein

each  $R^5$  is independently hydrogen, chlorine, fluorine, or  $-CH_3$ ;

$R^4$  is chlorine or  $-CH_3$ ;

$R^3$  is  $-CH_3$ ,  $-CH_2CH_3$ , or  $-OCH_3$ ;

$R^{A1}$  is fluorine, chlorine, hydrogen, or  $-CH_3$ ;

$R^{A2}$  is hydrogen,  $-CH_3$ ,  $-CH_2CH_3$ ,  $-OCH_3$ ,  $CF_3$ ,  $CF_2CH_3$ ,  $CH_2OCH_3$ , or fluorine; provided that both  $R^{A1}$  and  $R^{A2}$  are not hydrogen;

each  $R^2$  is independently hydrogen or fluorine; and

$R^1$  is hydrogen or fluorine.

100. The compound of any one of claims 93-99, or a pharmaceutically acceptable salt or solvate thereof, wherein

each  $R^5$  is hydrogen;

$R^4$  is chlorine;

each  $R^2$  is hydrogen; and

$R^1$  is hydrogen.

101. A pharmaceutical composition comprising a compound according to any one of claims 1-100, or a pharmaceutically acceptable salt or solvate thereof, and one or more pharmaceutically acceptable excipients.

102. A method for treating or ameliorating the effects of a disease associated with altered IRE1 signaling, the method comprising administering to a subject in need thereof a compound of any one of claims 1-100, or a pharmaceutically acceptable salt or solvate thereof, or a pharmaceutical composition of claim 101.

103. The method of claim 102, wherein the disease is cancer.

104. The method of claim 103, wherein the cancer is a solid cancer or a hematologic cancer.

105. The method of claim 104, wherein the cancer is an ovarian cancer, a bladder cancer, a breast cancer, or a lung cancer.

106. The method of claim 105, wherein the breast cancer is triple negative breast cancer (TNBC).

107. The method of claim 104, wherein the cancer is a leukemia, lymphoma, or multiple myeloma.

108. The compound of any one of claims 1-100, or a pharmaceutically acceptable salt or solvate thereof, or a pharmaceutical composition of claim 101 for use as a medicament.

109. The compound of any one of claims 1-100, or a pharmaceutically acceptable salt or solvate thereof, or a pharmaceutical composition of claim 101 for use in the treatment of cancer.

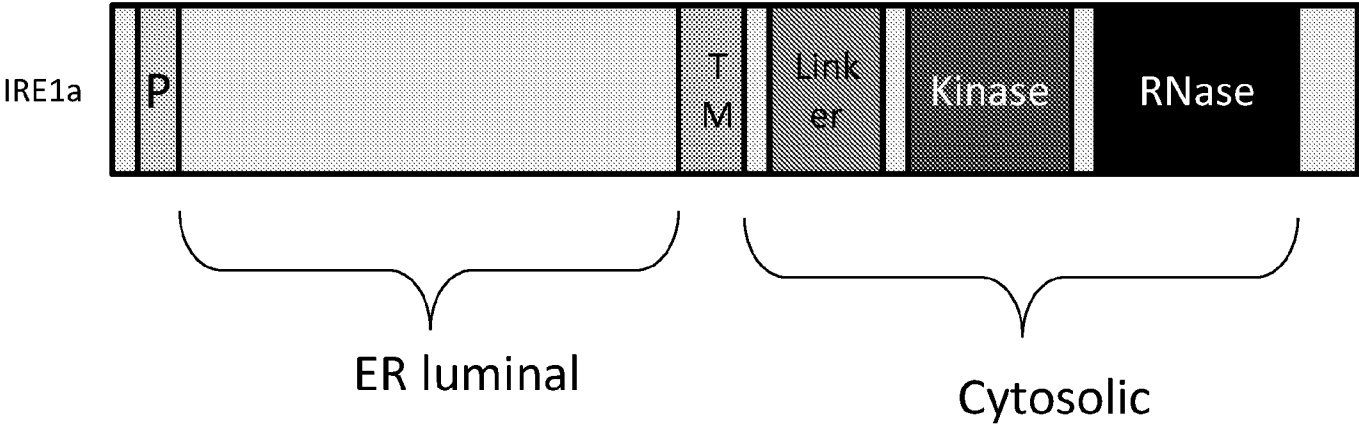
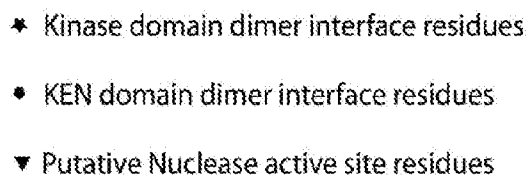


FIG. 1





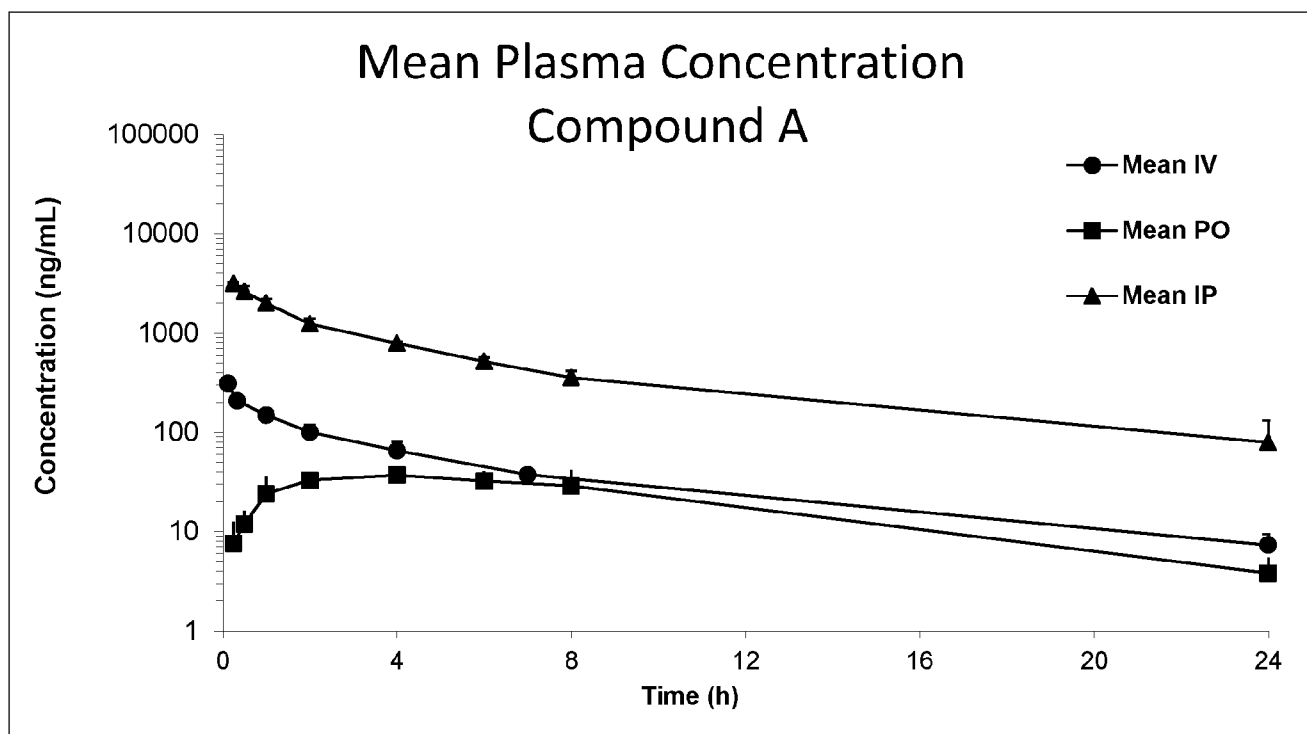


FIG. 3A

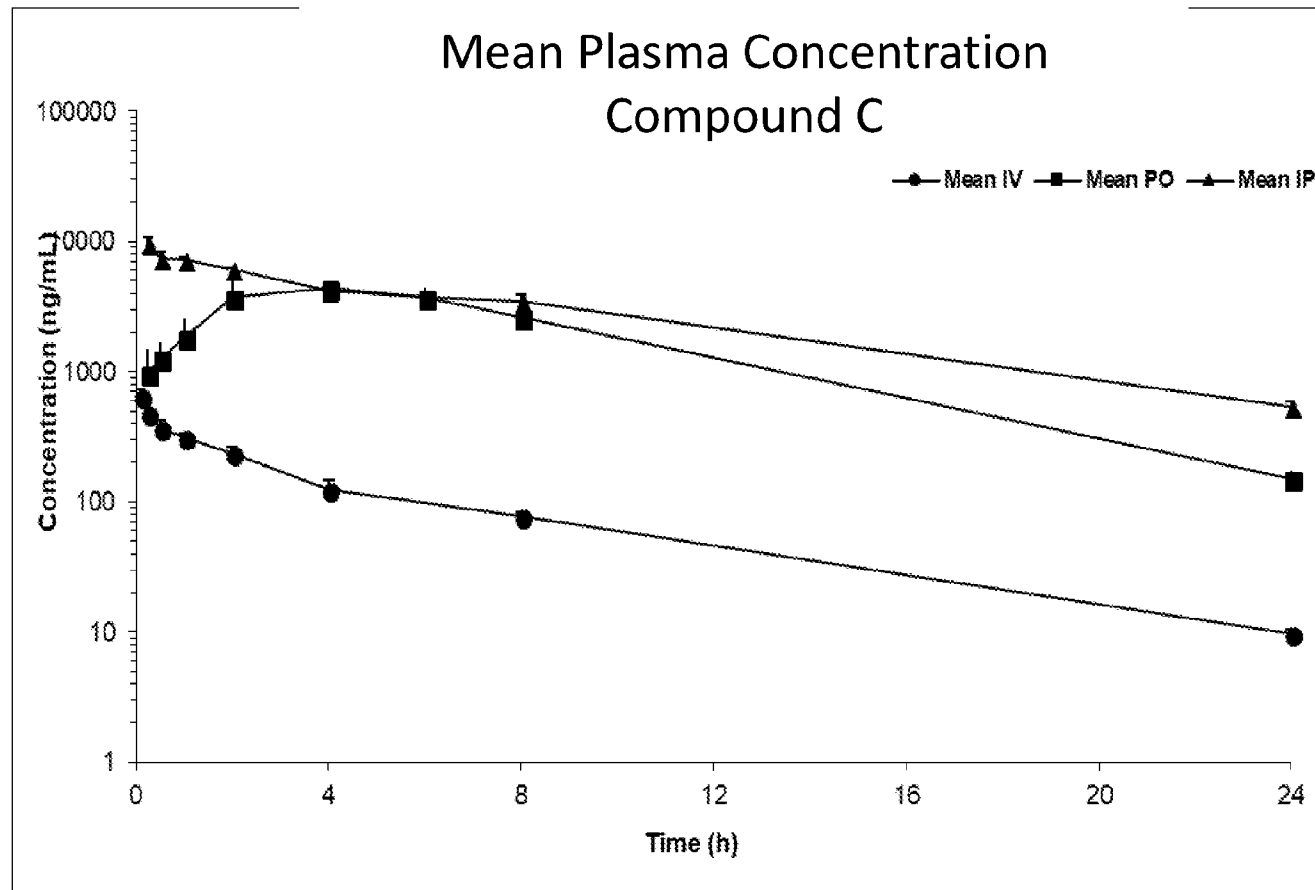


FIG. 3B

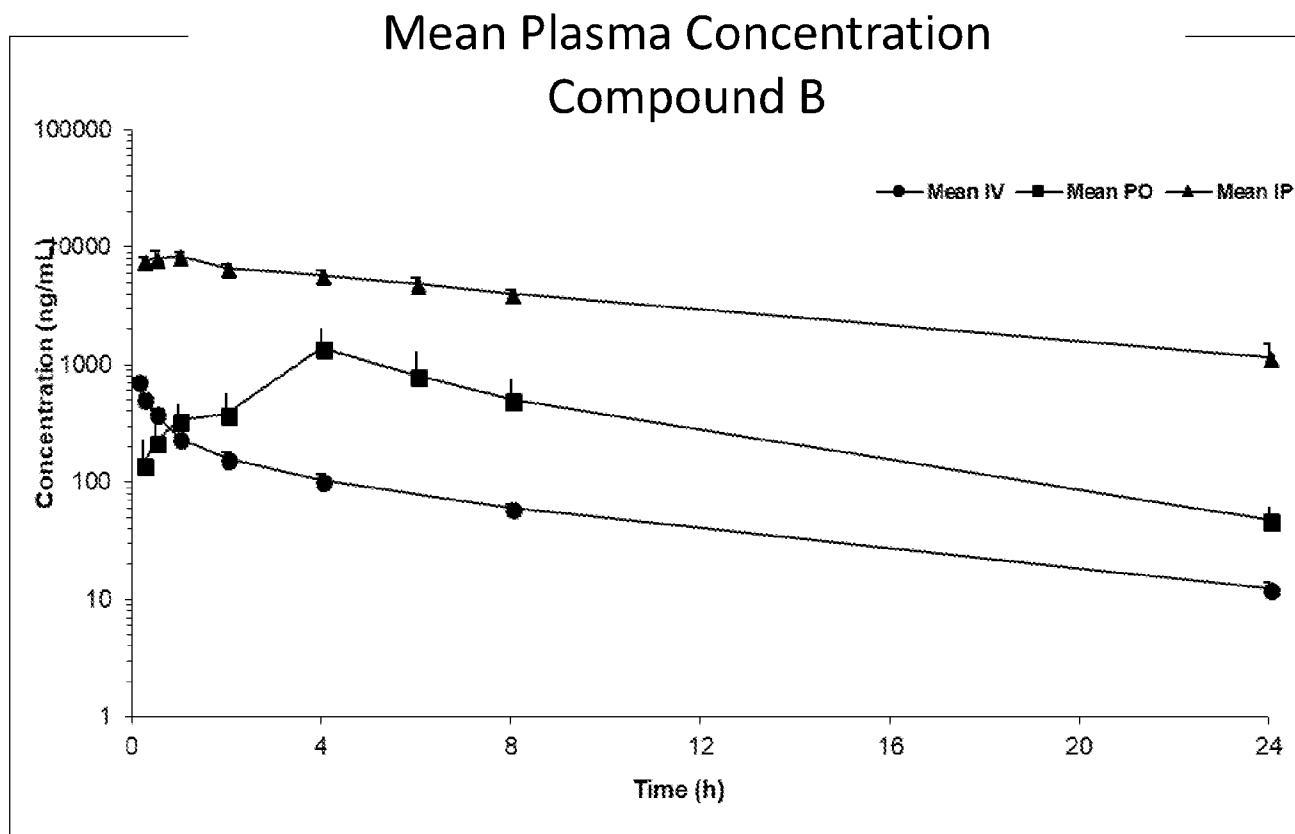


FIG. 4A

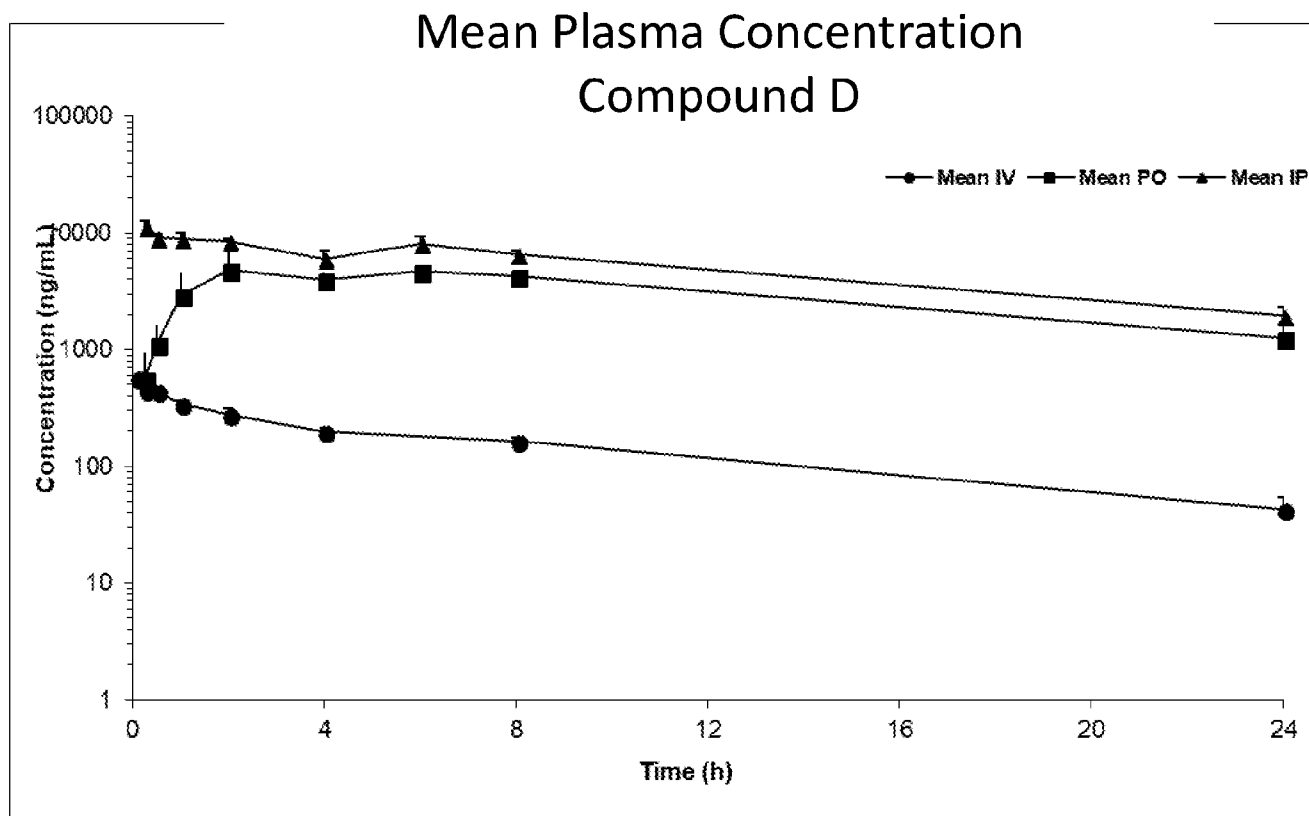


FIG. 4B

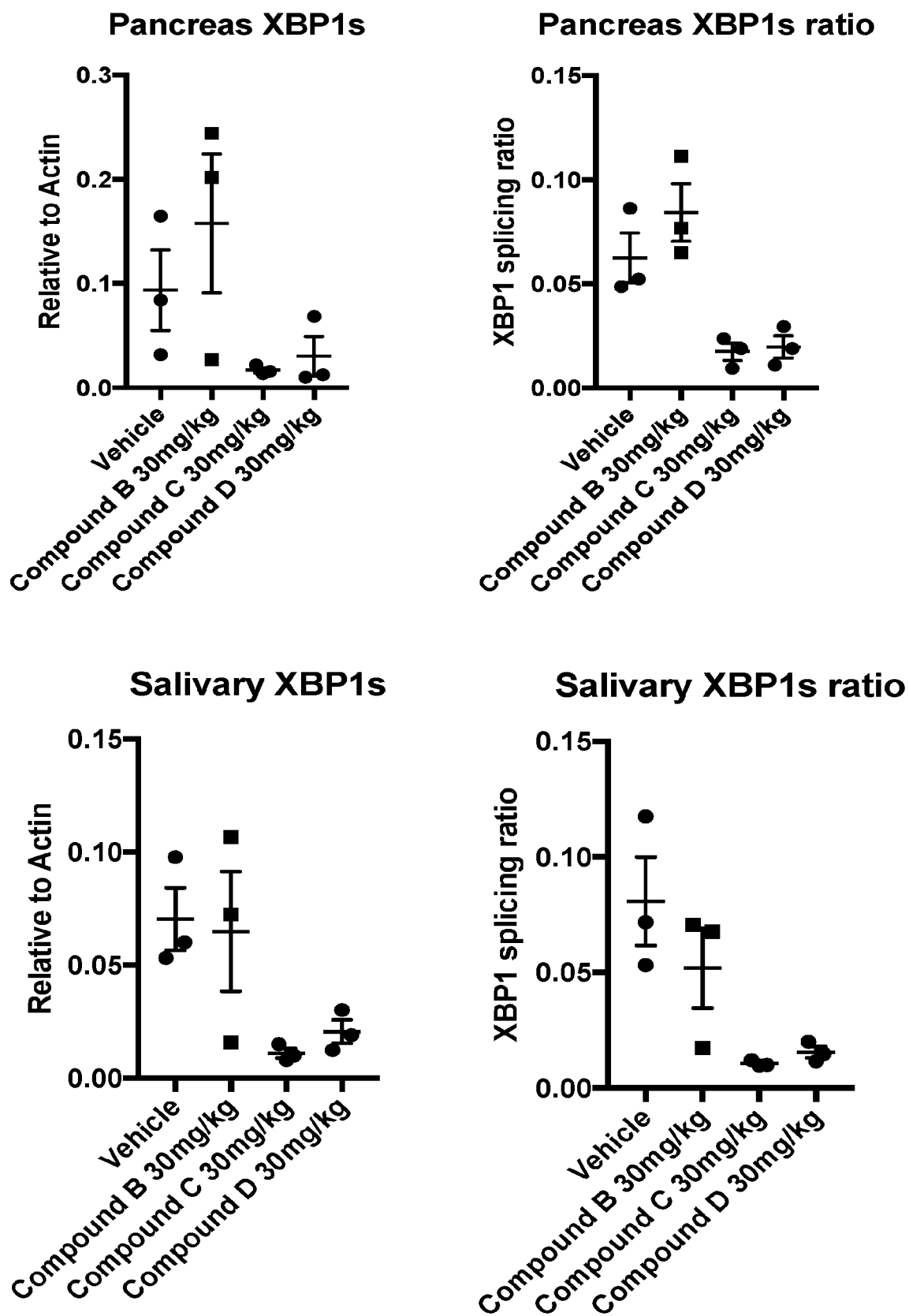
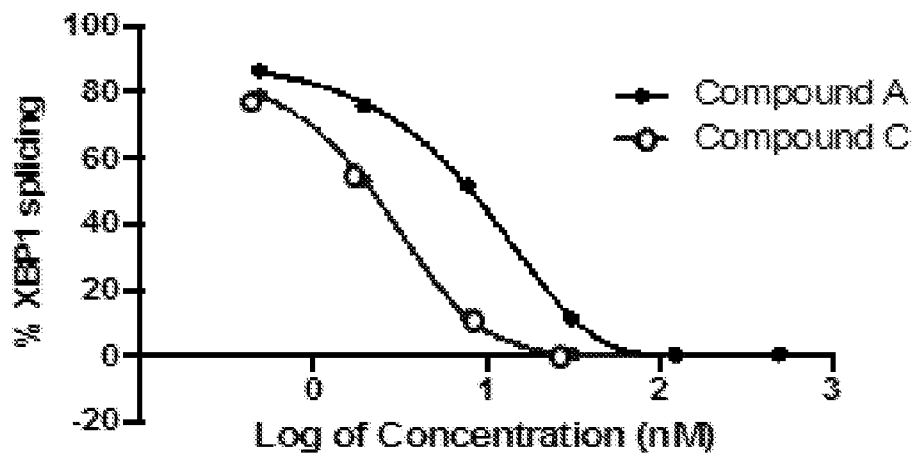
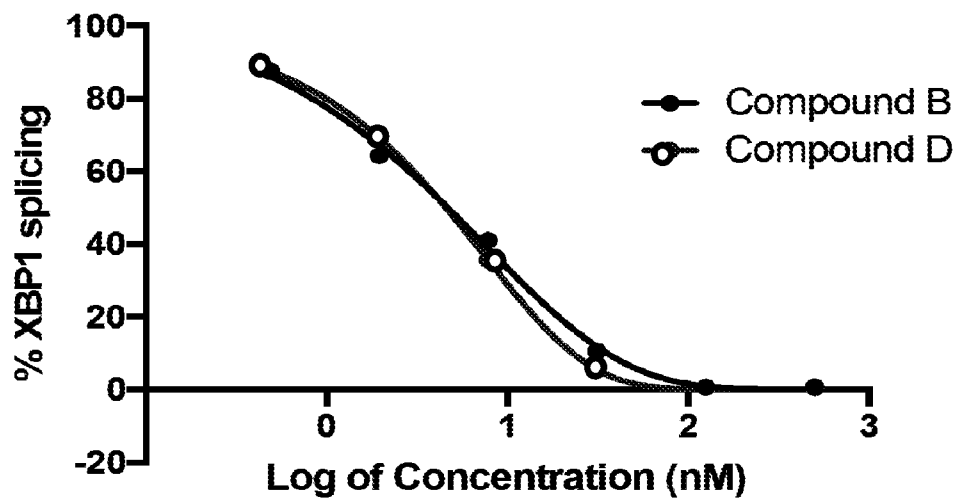


FIG. 5

**Inhibition of XBP1 splicing**

	Compound A	Compound C
EC50	9.841	2.719

FIG. 6A

**Inhibition of XBP1 splicing**

	Compound B	Compound D
EC50	4.033	4.577

FIG. 6B

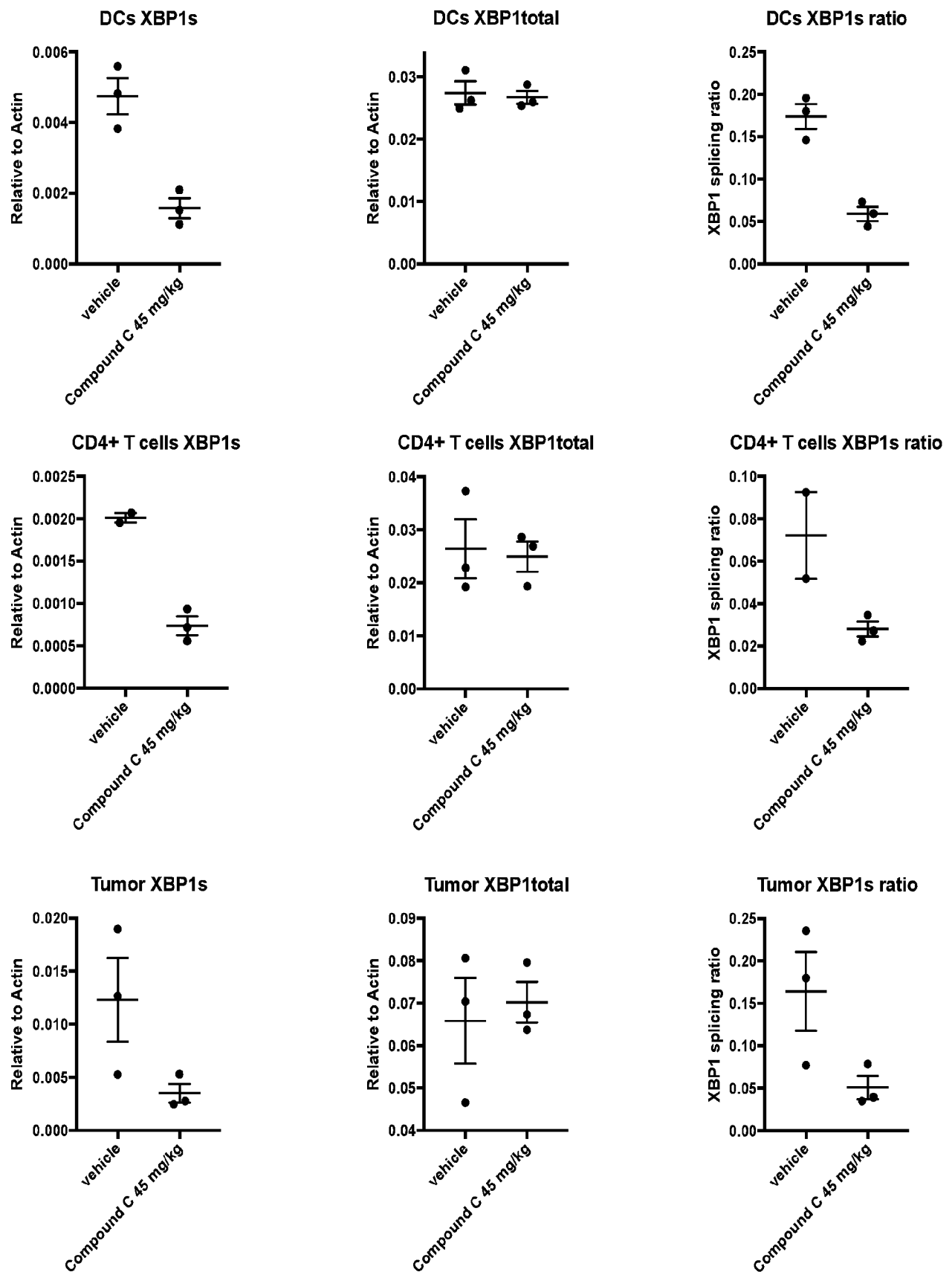


FIG. 7

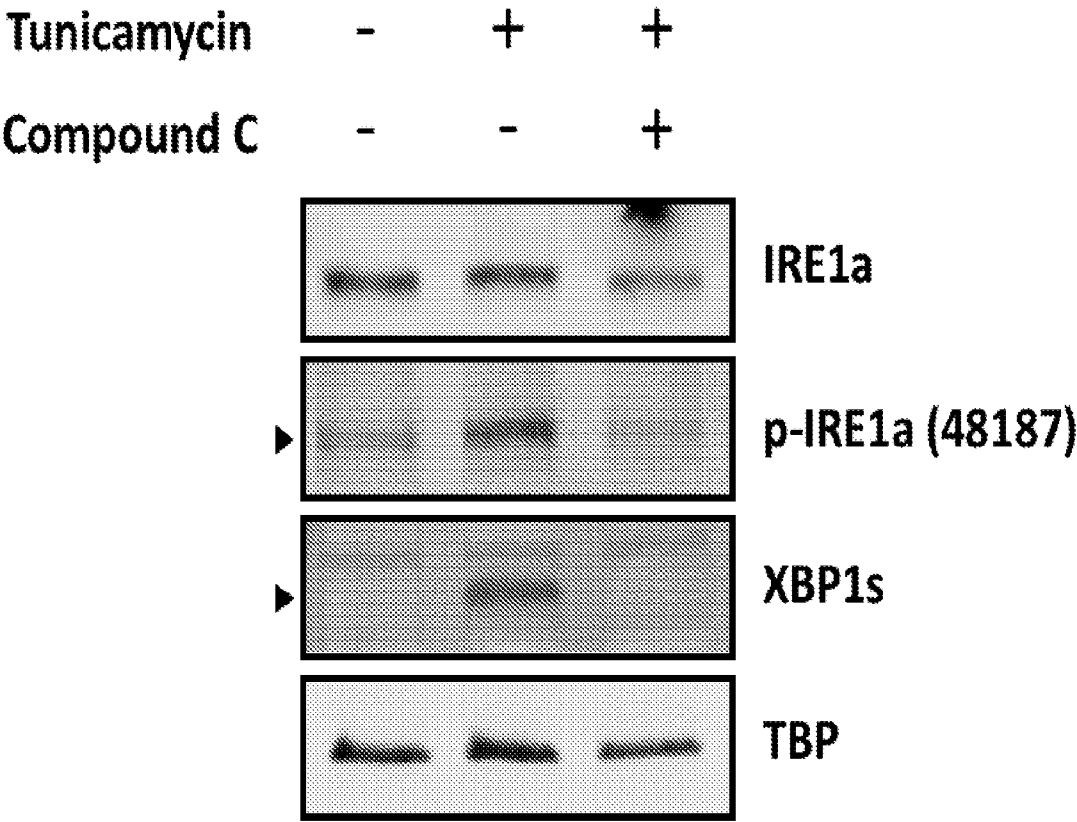


FIG. 8

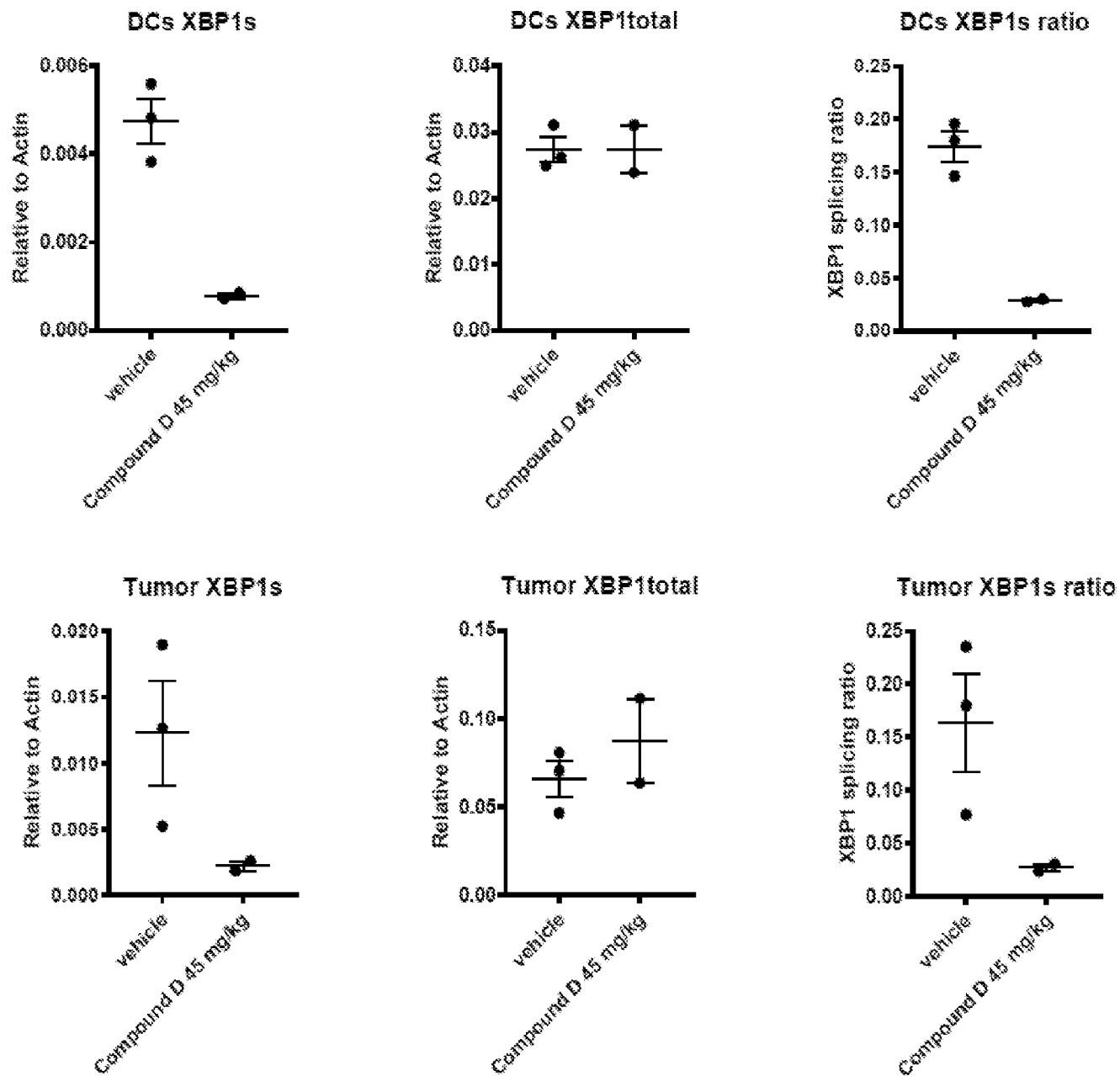


FIG. 9



# INTERNATIONAL SEARCH REPORT

International application No  
PCT/US2018/059894

## A. CLASSIFICATION OF SUBJECT MATTER

INV. C07D217/22 C07D401/04 C07D403/04 C07D239/84 C07D413/04  
C07D417/04 A61P35/00 A61K31/472 A61K31/4725 A61K31/505  
A61K31/506

According to International Patent Classification (IPC) or to both national classification and IPC

## B. FIELDS SEARCHED

Minimum documentation searched (classification system followed by classification symbols)

C07D A61P

Documentation searched other than minimum documentation to the extent that such documents are included in the fields searched

Electronic data base consulted during the international search (name of data base and, where practicable, search terms used)

EPO-Internal, WPI Data, CHEM ABS Data

## C. DOCUMENTS CONSIDERED TO BE RELEVANT

Category*	Citation of document, with indication, where appropriate, of the relevant passages	Relevant to claim No.
A	WO 2017/152117 A1 (UNIV CORNELL [US]; GLIMCHER LAURIE H [US]; BETTIGOLE SARAH ELIZABETH []) 8 September 2017 (2017-09-08) page 1, paragraph 0006 - page 2 claims 1,9,19 -----	1-109
A	WO 2014/052669 A1 (UNIV CALIFORNIA [US]; UNIV WASHINGTON CT COMMERCIALI [US]) 3 April 2014 (2014-04-03) page 4, line 0012 claims 1,24-26, 28 -----	1-109
E	WO 2018/222918 A1 (QUENTIS THERAPEUTICS INC [US]) 6 December 2018 (2018-12-06) examples 4-20,23-28,30-32,37,39,46,54-55,66 -----	77, 101-109



Further documents are listed in the continuation of Box C.



See patent family annex.

\* Special categories of cited documents :

"A" document defining the general state of the art which is not considered to be of particular relevance

"E" earlier application or patent but published on or after the international filing date

"L" document which may throw doubts on priority claim(s) or which is cited to establish the publication date of another citation or other special reason (as specified)

"O" document referring to an oral disclosure, use, exhibition or other means

"P" document published prior to the international filing date but later than the priority date claimed

"T" later document published after the international filing date or priority date and not in conflict with the application but cited to understand the principle or theory underlying the invention

"X" document of particular relevance; the claimed invention cannot be considered novel or cannot be considered to involve an inventive step when the document is taken alone

"Y" document of particular relevance; the claimed invention cannot be considered to involve an inventive step when the document is combined with one or more other such documents, such combination being obvious to a person skilled in the art

"&" document member of the same patent family

Date of the actual completion of the international search

23 January 2019

Date of mailing of the international search report

04/02/2019

Name and mailing address of the ISA/

European Patent Office, P.B. 5818 Patentlaan 2  
NL - 2280 HV Rijswijk  
Tel. (+31-70) 340-2040,  
Fax: (+31-70) 340-3016

Authorized officer

Fanni, Stefano

# INTERNATIONAL SEARCH REPORT

Information on patent family members

International application No

PCT/US2018/059894

Patent document cited in search report	Publication date	Patent family member(s)	Publication date
WO 2017152117 A1	08-09-2017	AU 2017228398 A1	18-10-2018
		AU 2017228405 A1	18-10-2018
		CA 3016161 A1	08-09-2017
		CA 3016196 A1	08-09-2017
		US 2017252350 A1	07-09-2017
		US 2017253590 A1	07-09-2017
		US 2019016706 A1	17-01-2019
		WO 2017152117 A1	08-09-2017
		WO 2017152126 A1	08-09-2017
-----			
WO 2014052669 A1	03-04-2014	AU 2013323426 A1	23-04-2015
		BR 112015006828 A2	04-07-2017
		CA 2886240 A1	03-04-2014
		CN 104995192 A	21-10-2015
		EP 2900673 A1	05-08-2015
		JP 2015532287 A	09-11-2015
		KR 20150061651 A	04-06-2015
		RU 2015115631 A	20-11-2016
		SG 11201502331R A	29-04-2015
		US 2016024094 A1	28-01-2016
		WO 2014052669 A1	03-04-2014
-----			
WO 2018222918 A1	06-12-2018	US 2018346446 A1	06-12-2018
		WO 2018222918 A1	06-12-2018
-----			