



(51) International Patent Classification:

C07D 498/14 (2006.01) A61K 31/4995 (2006.01)
C07D 471/14 (2006.01) A61P 31/18 (2006.01)
A61K 31/553 (2006.01)

(21) International Application Number:

PCT/US2014/046413

(22) International Filing Date:

11 July 2014 (11.07.2014)

(25) Filing Language:

English

(26) Publication Language:

English

(30) Priority Data:

61/845,806 12 July 2013 (12.07.2013) US

(71) Applicant: GILEAD SCIENCES, INC. [US/US]; 333
Lakeside Drive, Foster City, California 94404 (US).

(72) Inventors: JI, Mingzhe; c/o Gilead Sciences, Inc., 333
Lakeside Drive, Foster City, California 94404 (US).
LAZERWITH, Scott E.; c/o Gilead Sciences, Inc., 333
Lakeside Drive, Foster City, California 94404 (US).
PYUN, Hyung-Jung; c/o Gilead Sciences, Inc., 333
Lakeside Drive, Foster City, California 94404 (US).

(74) Agents: BLINKA, Thomas A. et al.; Cooley LLP, 1299
Pennsylvania Avenue, NW, Suite 700, Washington, Dis-
trict of Columbia 20004-2400 (US).

(81) Designated States (unless otherwise indicated, for every
kind of national protection available): AE, AG, AL, AM,
AO, AT, AU, AZ, BA, BB, BG, BH, BN, BR, BW, BY,
BZ, CA, CH, CL, CN, CO, CR, CU, CZ, DE, DK, DM,
DO, DZ, EC, EE, EG, ES, FI, GB, GD, GE, GH, GM, GT,
HN, HR, HU, ID, IL, IN, IR, IS, JP, KE, KG, KN, KP, KR,
KZ, LA, LC, LK, LR, LS, LT, LU, LY, MA, MD, ME,
MG, MK, MN, MW, MX, MY, MZ, NA, NG, NI, NO, NZ,
OM, PA, PE, PG, PH, PL, PT, QA, RO, RS, RU, RW, SA,
SC, SD, SE, SG, SK, SL, SM, ST, SV, SY, TH, TJ, TM,
TN, TR, TT, TZ, UA, UG, US, UZ, VC, VN, ZA, ZM,
ZW.

(84) Designated States (unless otherwise indicated, for every
kind of regional protection available): ARIPO (BW, GH,
GM, KE, LR, LS, MW, MZ, NA, RW, SD, SL, SZ, TZ,
UG, ZM, ZW), Eurasian (AM, AZ, BY, KG, KZ, RU, TJ,
TM), European (AL, AT, BE, BG, CH, CY, CZ, DE, DK,
EE, ES, FI, FR, GB, GR, HR, HU, IE, IS, IT, LT, LU, LV,
MC, MK, MT, NL, NO, PL, PT, RO, RS, SE, SI, SK, SM,
TR), OAPI (BF, BJ, CF, CG, CI, CM, GA, GN, GQ, GW,
KM, ML, MR, NE, SN, TD, TG).

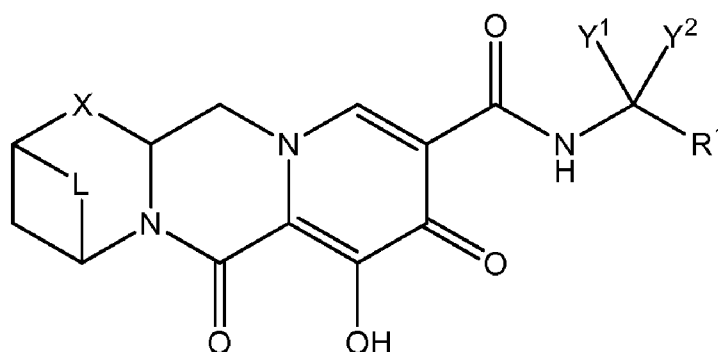
Declarations under Rule 4.17:

— as to applicant's entitlement to apply for and be granted a
patent (Rule 4.17(ii))

Published:

— with international search report (Art. 21(3))

(54) Title: POLYCYCLIC-CARBAMOYLPYRIDONE COMPOUNDS AND THEIR USE FOR THE TREATMENT OF HIV IN-
FECTIONS



(I)

(57) Abstract: Compounds for use in the treatment of human immunodeficiency virus (HIV) infection are disclosed. The com-
pounds have the following Formula (I): including stereoisomers and pharmaceutically acceptable salts thereof, wherein R1, X, Y1,
Y2, or L are as defined herein. Methods associated with preparation and use of such compounds, as well as pharmaceutical composi-
tions comprising such compounds, are also disclosed.

POLYCYCLIC-CARBAMOYLPYRIDONE COMPOUNDS AND THEIR USE FOR THE TREATMENT OF HIV INFECTIONS

This application claims the benefit of U.S. Provisional Application No. 5 61/845,806 filed July 12, 2013, the disclosure of which is hereby incorporated by reference herein in its entirety.

BACKGROUND

Field

Compounds, compositions, and methods for the treatment of human 10 immunodeficiency virus (HIV) infection are disclosed. In particular, novel polycyclic carbamoylpyridone compounds and methods for their preparation and use as therapeutic or prophylactic agents are disclosed.

Description of the Related Art

Human immunodeficiency virus infection and related diseases are a major 15 public health problem worldwide. Human immunodeficiency virus type 1 (HIV-1) encodes three enzymes which are required for viral replication: reverse transcriptase, protease, and integrase. Although drugs targeting reverse transcriptase and protease are in wide use and have shown effectiveness, particularly when employed in combination, toxicity and development of resistant strains have limited their usefulness (Palella, et al. *N. Engl. J Med.* 20 (1998) 338:853–860; Richman, D. D. *Nature* (2001) 410:995–1001).

A goal of antiretroviral therapy is to achieve viral suppression in the HIV infected patient. Current treatment guidelines published by the United States Department of Health and Human Services provide that achievement of viral suppression requires the use of combination therapies, i.e., several drugs from at least two or more drug classes. (Panel on 25 Antiretroviral Guidelines for Adults and Adolescents. Guidelines for the use of antiretroviral agents in HIV-1-infected adults and adolescents. Department of Health and Human Services. Available at <http://aidsinfo.nih.gov/ContentFiles/AdultandAdolescentGL.pdf>. Section

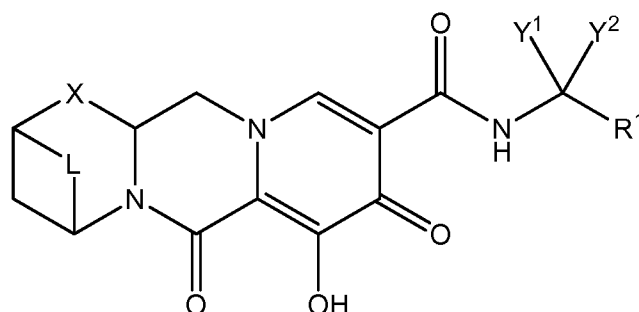
accessed March 14, 2013.) In addition, decisions regarding the treatment of HIV infected patients are complicated when the patient requires treatment for other medical conditions (Id. at E-12). Because the standard of care requires the use of multiple different drugs to suppress HIV, as well as to treat other conditions the patient may be experiencing, the potential for drug interaction is a criterion for selection of a drug regimen. As such, there is a need for antiretroviral therapies having a decreased potential for drug interactions.

Accordingly, there is a need for new agents that inhibit the replication of HIV and that minimize the potential for drug-drug interactions when co-administered with other drugs.

10 BRIEF SUMMARY

The present invention is directed to novel polycyclic carbamoylpyridone compounds, having antiviral activity, including stereoisomers and pharmaceutically acceptable salts thereof, and the use of such compounds in the treatment of HIV infections. The compounds of the invention may be used to inhibit the activity of HIV integrase and may be used to reduce HIV replication.

In one embodiment of the present invention, compounds having the following Formula (I) are provided:



(I)

or a stereoisomer or pharmaceutically acceptable salt thereof,

wherein:

Y^1 and Y^2 are each, independently, hydrogen, C_{1-3} alkyl or C_{1-3} haloalkyl;

R^1 is phenyl substituted with one to three halogens;

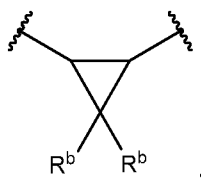
X is -O-, -NR²-, -CHR³- or a bond;

R^2 and R^3 are each, independently, hydrogen or C_{1-3} alkyl;

5 L is -C(R^a)₂C(R^a)₂-; and

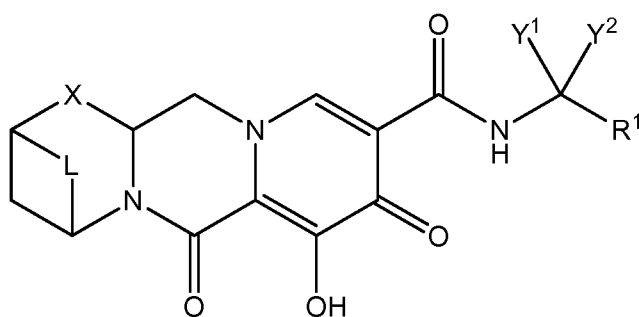
each R^a is, independently, hydrogen, halo, hydroxyl, or C_{1-4} alkyl, and

wherein two R^a groups on adjacent carbon atoms, together with the carbon atoms to which they are attached, form a carbocyclic ring having the following structure:



10 wherein each R^b is, independently, hydrogen or halo.

In another embodiment of the present invention, compounds having antiviral activity are provided, the compounds having the following Formula (I):



(I)

15 or a stereoisomer or pharmaceutically acceptable salt thereof,

wherein:

Y^1 and Y^2 are each, independently, hydrogen, C_{1-3} alkyl or C_{1-3} haloalkyl, or Y^1 and Y^2 , together with the carbon atom to which they are attached, form a carbocyclic ring having from 3 to 6 ring atoms or a heterocyclic ring having from 3 to 6 ring atoms, wherein the carbocyclic or heterocyclic ring is optionally substituted with one or more R^c ;

- 5 each R^c is, independently, hydrogen, halo, hydroxyl or C_{1-4} alkyl, or wherein two R^c groups, together with the carbon atom to which they are attached, form $C=O$;

R^1 is optionally substituted aryl or optionally substituted heteroaryl;

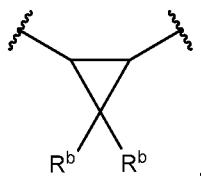
X is $-O-$, $-NR^2-$, $-CHR^3-$ or a bond;

R^2 and R^3 are each, independently, hydrogen or C_{1-3} alkyl;

- 10 L is $-C(R^a)_2C(R^a)_2-$; and

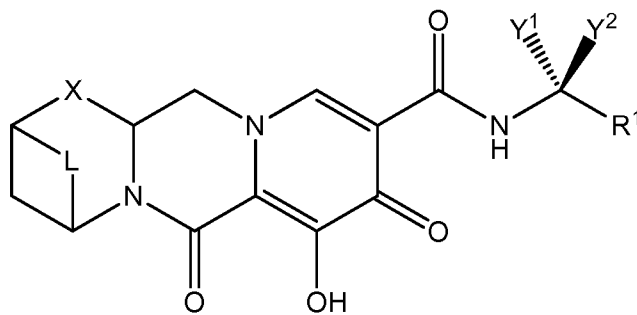
each R^a is, independently, hydrogen, halo, hydroxyl, or C_{1-4} alkyl, and

wherein two R^a groups on adjacent carbon atoms, together with the carbon atoms to which they are attached, form a carbocyclic ring having the following structure:



- 15 wherein each R^b is, independently, hydrogen or halo.

In one embodiment of the present invention, compounds having the following Formula (Ia) are provided:



(Ia)

or a stereoisomer or pharmaceutically acceptable salt thereof,

wherein:

5 Y^1 and Y^2 are each, independently, hydrogen, C_{1-3} alkyl or C_{1-3} haloalkyl;

R^1 is phenyl substituted with one to three halogen atoms;

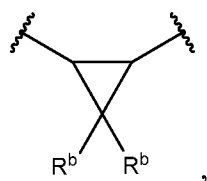
X is -O-, $-NR^2$ -, $-CHR^3$ - or a bond;

R^2 and R^3 are each, independently, hydrogen or C_{1-3} alkyl; and

L is $-C(R^a)_2C(R^a)_2$ -; and

10 each R^a is, independently, hydrogen, halo, hydroxyl, or C_{1-4} alkyl, and

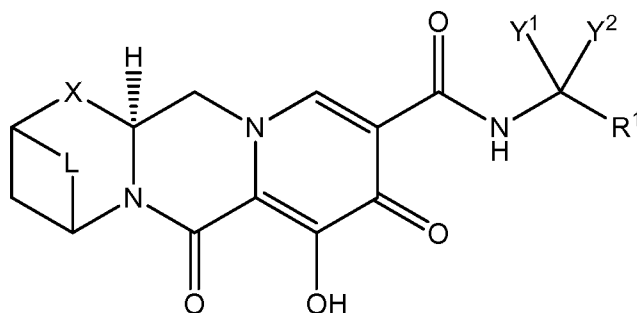
wherein two R^a groups on adjacent carbon atoms, together with the carbon atoms to which they are attached, form a carbocyclic ring having the following structure:



wherein each R^b is, independently, hydrogen or halo.

15

In one embodiment of the present invention, compounds having the following Formula (Ib) are provided:



(Ib)

5 or a stereoisomer or pharmaceutically acceptable salt thereof,

wherein:

Y^1 and Y^2 are each, independently, hydrogen, C_{1-3} alkyl or C_{1-3} haloalkyl;

R^1 is phenyl substituted with one to three halogen atoms;

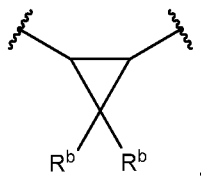
X is -O-, -NR²-, -CHR³- or a bond;

10 R^2 and R^3 are each, independently, hydrogen or C_{1-3} alkyl; and

L is -C(R^a)₂C(R^a)₂-; and

each R^a is, independently, hydrogen, halo, hydroxyl, or C_{1-4} alkyl, and

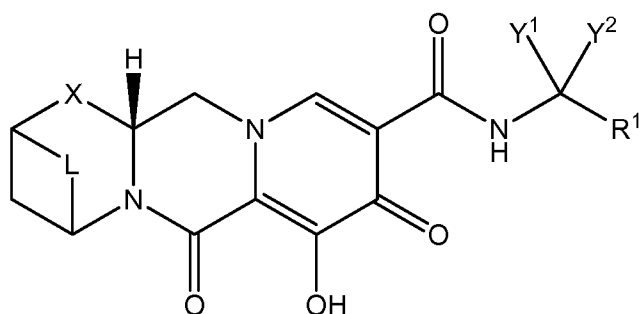
wherein two R^a groups on adjacent carbon atoms, together with the carbon atoms to which they are attached, form a carbocyclic ring having the following structure:



15

wherein each R^b is, independently, hydrogen or halo.

In one embodiment of the present invention, compounds having the following Formula (Ic) are provided:



5

(Ic)

or a stereoisomer or pharmaceutically acceptable salt thereof,

wherein:

Y^1 and Y^2 are each, independently, hydrogen, C_{1-3} alkyl or C_{1-3} haloalkyl;

R^1 is phenyl substituted with one to three halogen atoms;

10

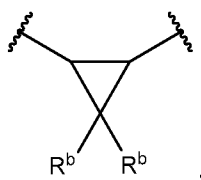
X is -O-, -NR²-, -CHR³- or a bond;

R^2 and R^3 are each, independently, hydrogen or C_{1-3} alkyl; and

L is -C(R^a)₂C(R^a)₂-; and

each R^a is, independently, hydrogen, halo, hydroxyl, or C_{1-4} alkyl, and

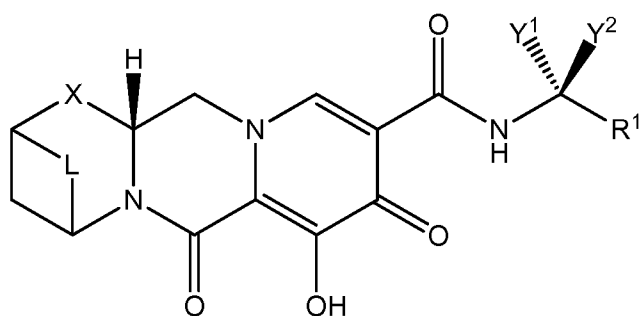
wherein two R^a groups on adjacent carbon atoms, together with the carbon atoms to which they are attached, form a carbocyclic ring having the following structure:



wherein each R^b is, independently, hydrogen or halo.

In one embodiment of the present invention, compounds having the following Formula (Id) are provided:

:



5

(Id)

or a stereoisomer or pharmaceutically acceptable salt thereof,

wherein:

Y¹ and Y² are each, independently, hydrogen, C₁₋₃alkyl or C₁₋₃haloalkyl;

10

R¹ is phenyl substituted with one to three halogen atoms;

X is -O-, -NR²-, -CHR³- or a bond;

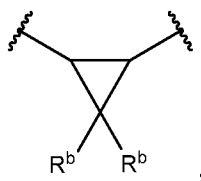
R² and R³ are each, independently, hydrogen or C₁₋₃alkyl; and

L is -C(R^a)₂C(R^a)₂-; and

each R^a is, independently, hydrogen, halo, hydroxyl, or C₁₋₄alkyl, and

15

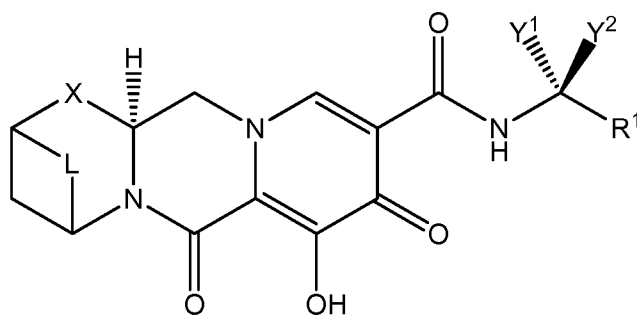
wherein two R^a groups on adjacent carbon atoms, together with the carbon atoms to which they are attached, form a carbocyclic ring having the following structure:



wherein each R^b is, independently, hydrogen or halo.

In one embodiment of the present invention, compounds having the following Formula (Ie) are provided:

5 :



(Ie)

or a stereoisomer or pharmaceutically acceptable salt thereof,

wherein:

10 Y¹ and Y² are each, independently, hydrogen, C₁₋₃alkyl or C₁₋₃haloalkyl;

R¹ is phenyl substituted with one to three halogen atoms;

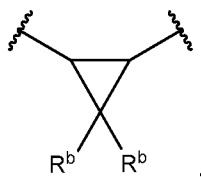
X is -O-, -NR²-, -CHR³- or a bond;

R² and R³ are each, independently, hydrogen or C₁₋₃alkyl; and

L is $-\text{C}(\text{R}^a)_2\text{C}(\text{R}^a)_2-$; and

15 each R^a is, independently, hydrogen, halo, hydroxyl, or C₁₋₄alkyl, and

wherein two R^a groups on adjacent carbon atoms, together with the carbon atoms to which they are attached, form a carbocyclic ring having the following structure:

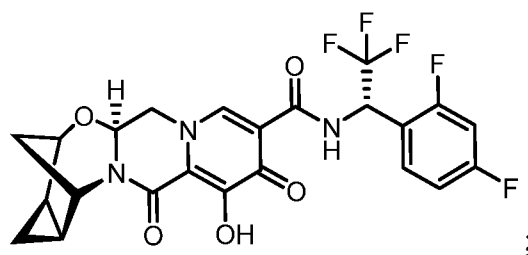
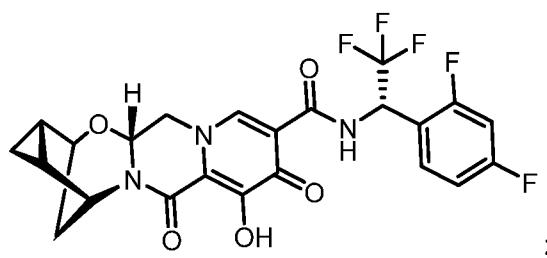


wherein each R^b is, independently, hydrogen or halo.

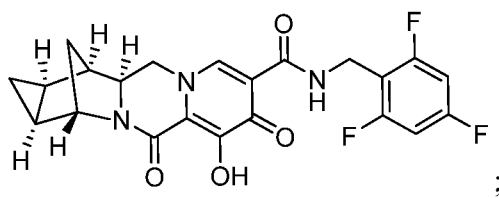
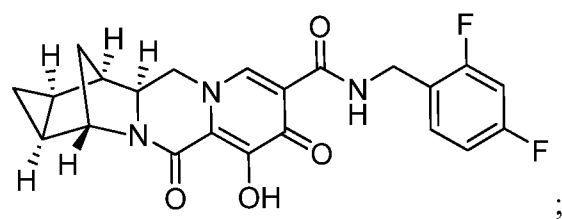
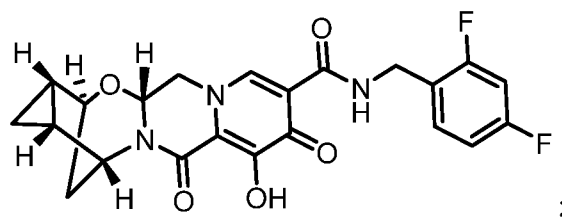
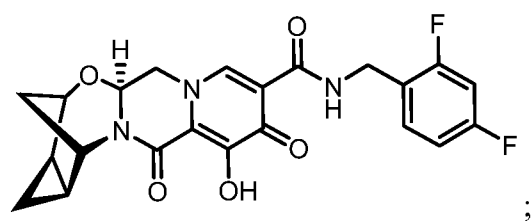
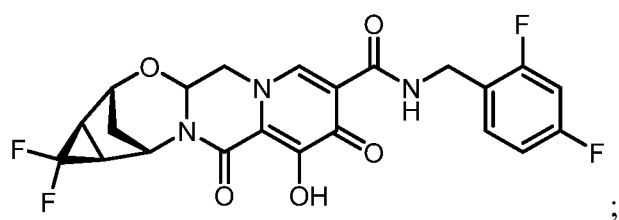
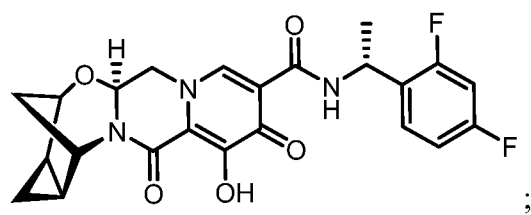
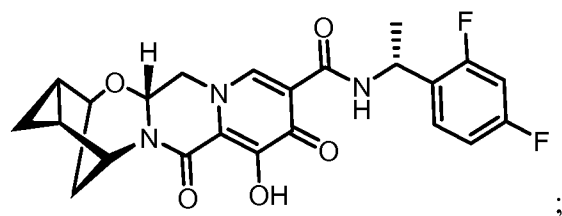
5 In another embodiment, a pharmaceutical composition is provided comprising a compound having Formula (I), (Ia), (Ib), (Ic), (Id), (Ie), or a stereoisomer or pharmaceutically acceptable salt thereof, and a pharmaceutically acceptable carrier, diluent or excipient.

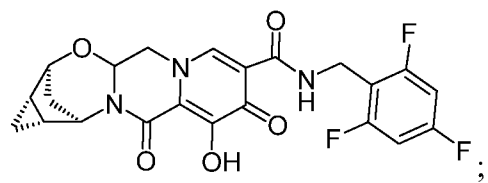
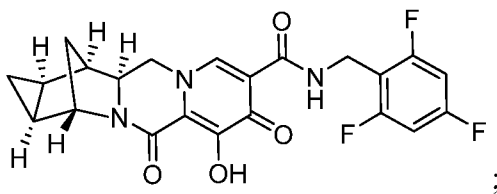
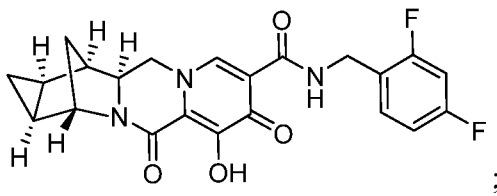
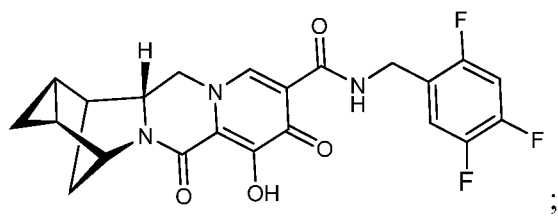
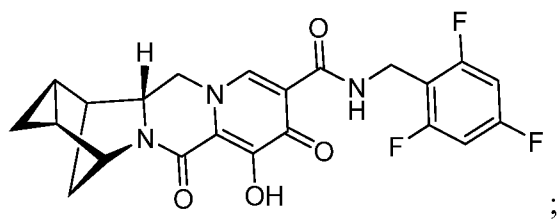
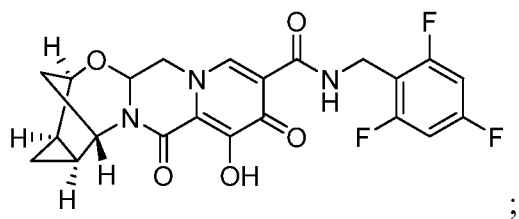
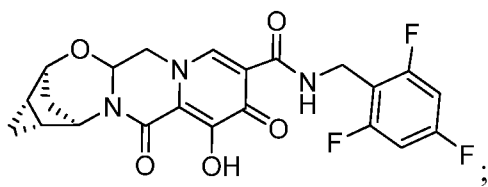
The invention also provides the use of a pharmaceutical composition as
10 described hereinabove for the treatment of an HIV infection in a human being having or at risk of having the infection.

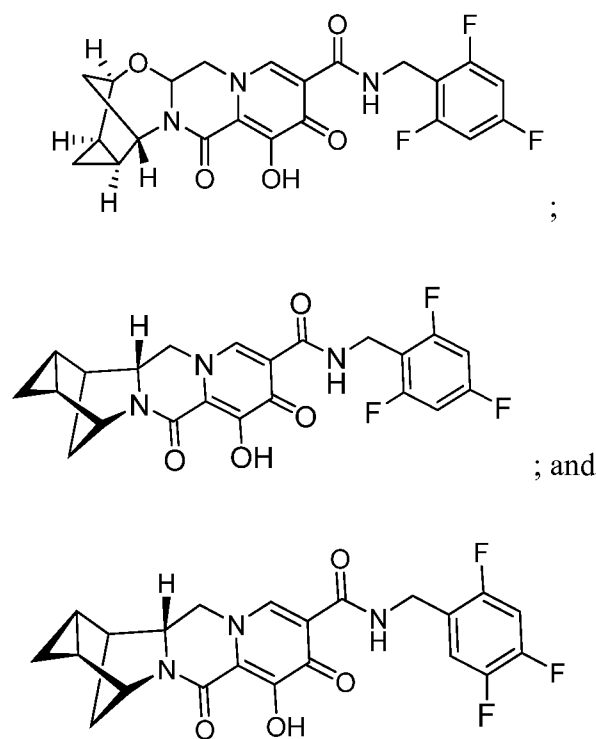
In yet another embodiment compounds are provided having the following structures:



15







In another embodiment, a method of using a compound having Formula (I),
 5 (Ia), (Ib), (Ic), (Id), or (Ie) in therapy is provided. In particular, a method of treating the proliferation of the HIV virus, treating AIDS, or delaying the onset of AIDS or ARC symptoms in a mammal (e.g., a human) is provided, comprising administering to the mammal a compound having Formula (I), (Ia), (Ib), (Ic), (Id), or (Ie), or a stereoisomer or pharmaceutically acceptable salt thereof, and a pharmaceutically acceptable carrier, diluent or
 10 excipient.

In another embodiment, use of a compound of Formula (I), (Ia), (Ib), (Ic), (Id), or (Ie) as described herein, or a pharmaceutically acceptable salt thereof, for the treatment of an HIV infection in a human being having or at risk of having the infection is disclosed.

In another embodiment, the use of a compound of Formula (I), (Ia), (Ib), (Ic),
 15 (Id), or (Ie) as described herein, or a pharmaceutically acceptable salt thereof, for the manufacture of a medicament for the treatment of an HIV infection in a human being having or at risk of having the infection is disclosed.

In another embodiment, an article of manufacture comprising a composition effective to treat an HIV infection; and packaging material comprising a label which indicates

that the composition can be used to treat infection by HIV is disclosed. Exemplary compositions comprise a compound of Formula (I), (Ia), (Ib), (Ic), (Id), or (Ie) according to this invention or a pharmaceutically acceptable salt thereof.

In still another embodiment, a method of inhibiting the replication of HIV is disclosed. The method comprises exposing the virus to an effective amount of the compound of Formula (I), (Ia), (Ib), (Ic), (Id), (Ie), or a salt thereof, under conditions where replication of HIV is inhibited.

In another embodiment, the use of a compound of Formula (I), (Ia), (Ib), (Ic), (Id), or (Ie) to inhibit the activity of the HIV integrase enzyme is disclosed.

10 In another embodiment, the use of a compound of Formula (I), (Ia), (Ib), (Ic), (Id), (Ie), or a salt thereof, to inhibit the replication of HIV is disclosed.

Other embodiments, objects, features and advantages will be set forth in the detailed description of the embodiments that follows, and in part will be apparent from the description, or may be learned by practice, of the claimed invention. These objects and advantages will be realized and attained by the processes and compositions particularly pointed out in the written description and claims hereof. The foregoing Summary has been made with the understanding that it is to be considered as a brief and general synopsis of some of the embodiments disclosed herein, is provided solely for the benefit and convenience of the reader, and is not intended to limit in any manner the scope, or range of equivalents, to which the appended claims are lawfully entitled.

DETAILED DESCRIPTION

In the following description, certain specific details are set forth in order to provide a thorough understanding of various embodiments of the invention. However, one skilled in the art will understand that the invention may be practiced without these details. The description below of several embodiments is made with the understanding that the present disclosure is to be considered as an exemplification of the claimed subject matter, and is not intended to limit the appended claims to the specific embodiments illustrated. The headings used throughout this disclosure are provided for convenience only and are not to be

construed to limit the claims in any way. Embodiments illustrated under any heading may be combined with embodiments illustrated under any other heading.

Definitions

Unless the context requires otherwise, throughout the present specification and
5 claims, the word “comprise” and variations thereof, such as, “comprises” and “comprising” are to be construed in an open, inclusive sense, that is as “including, but not limited to”.

Reference throughout this specification to “one embodiment” or “an
embodiment” means that a particular feature, structure or characteristic described in
connection with the embodiment is included in at least one embodiment of the present
10 invention. Thus, the appearances of the phrases “in one embodiment” or “in an embodiment”
in various places throughout this specification are not necessarily all referring to the same
embodiment. Furthermore, the particular features, structures, or characteristics may be
combined in any suitable manner in one or more embodiments.

“Amino” refers to the -NH_2 radical.

15 “Cyano” refers to the -CN radical.

“Hydroxy” or “hydroxyl” refers to the -OH radical.

“Imino” refers to the =NH substituent.

“Nitro” refers to the -NO_2 radical.

“Oxo” refers to the =O substituent.

20 “Thioxo” refers to the =S substituent.

“Alkyl” refers to a straight or branched hydrocarbon chain radical consisting
solely of carbon and hydrogen atoms, which is saturated or unsaturated (*i.e.*, contains one or
more double and/or triple bonds), having from one to twelve carbon atoms ($\text{C}_1\text{-C}_{12}$ alkyl),
preferably one to eight carbon atoms ($\text{C}_1\text{-C}_8$ alkyl) or one to six carbon atoms ($\text{C}_1\text{-C}_6$ alkyl),
25 and which is attached to the rest of the molecule by a single bond, *e.g.*, methyl, ethyl,

n-propyl, 1-methylethyl (*iso*-propyl), *n*-butyl, *n*-pentyl, 1,1-dimethylethyl (*t*-butyl), 3-methylhexyl, 2-methylhexyl, ethenyl, prop-1-enyl, but-1-enyl, pent-1-enyl, penta-1,4-dienyl, ethynyl, propynyl, butynyl, pentynyl, hexynyl, and the like. In certain embodiments, “Alkyl” refers to a straight or branched hydrocarbon chain radical consisting
5 solely of carbon and hydrogen atoms, which is saturated, having from one to twelve carbon atoms (C₁-C₁₂ alkyl), or from one to eight carbon atoms (C₁-C₈ alkyl), or from one to six carbon atoms (C₁-C₆ alkyl), or from one to four carbon atoms (C₁-C₄ alkyl), and which is attached to the rest of the molecule by a single bond Unless stated otherwise specifically in the specification, an alkyl group may be optionally substituted.

10 “Alkylene” or “alkylene chain” refers to a straight or branched divalent hydrocarbon chain linking the rest of the molecule to a radical group, consisting solely of carbon and hydrogen, which is saturated or unsaturated (*i.e.*, contains one or more double and/or triple bonds), and having from one to twelve carbon atoms, *e.g.*, methylene, ethylene, propylene, *n*-butylene, ethenylene, propenylene, *n*-butenylene, propynylene, *n*-butynylene,
15 and the like. The alkylene chain is attached to the rest of the molecule through a single or double bond and to the radical group through a single or double bond. The points of attachment of the alkylene chain to the rest of the molecule and to the radical group can be through one carbon or any two carbons within the chain. Unless stated otherwise specifically in the specification, an alkylene chain may be optionally substituted.

20 “Alkoxy” refers to a radical of the formula –OR_A where R_A is an alkyl radical as defined above containing one to twelve carbon atoms. Unless stated otherwise specifically in the specification, an alkoxy group may be optionally substituted.

“Alkylamino” refers to a radical of the formula –NHR_A or –NR_AR_A where each R_A is, independently, an alkyl radical as defined above containing one to twelve carbon
25 atoms. Unless stated otherwise specifically in the specification, an alkylamino group may be optionally substituted.

“Thioalkyl” refers to a radical of the formula –SR_A where R_A is an alkyl radical as defined above containing one to twelve carbon atoms. Unless stated otherwise specifically in the specification, a thioalkyl group may be optionally substituted.

“Aryl” refers to a hydrocarbon ring system radical comprising hydrogen, 6 to 18 carbon atoms and at least one aromatic ring. For purposes of this invention, the aryl radical may be a monocyclic, bicyclic, tricyclic or tetracyclic ring system, which may include fused or bridged ring systems. In a preferred embodiment, the aryl radical is a monocyclic ring system. Aryl radicals include, but are not limited to, aryl radicals derived from aceanthrylene, acenaphthylene, acephenanthrylene, anthracene, azulene, benzene, chrysene, fluoranthene, fluorene, *as*-indacene, *s*-indacene, indane, indene, naphthalene, phenalene, phenanthrene, pleiadene, pyrene, and triphenylene. Unless stated otherwise specifically in the specification, the term “aryl” or the prefix “ar-” (such as in “aralkyl”) is meant to include aryl radicals that are optionally substituted.

“Aralkyl” refers to a radical of the formula $-R_B-R_C$ where R_B is an alkylene chain as defined above and R_C is one or more aryl radicals as defined above, for example, benzyl, diphenylmethyl and the like. Unless stated otherwise specifically in the specification, an aralkyl group may be optionally substituted.

“Cycloalkyl” or “carbocyclic ring” refers to a stable non-aromatic monocyclic or polycyclic hydrocarbon radical consisting solely of carbon and hydrogen atoms, which may include fused or bridged ring systems, having from three to fifteen carbon atoms, preferably having from three to ten carbon atoms, and which is saturated or unsaturated and attached to the rest of the molecule by a single bond. In certain preferred embodiments, “Cycloalkyl” or “carbocyclic ring” refers to a stable non-aromatic monocyclic hydrocarbon radical consisting solely of carbon and hydrogen atoms, having from three to fifteen carbon atoms, or having from three to ten carbon atoms, or having from three to eight carbon atoms and which is saturated or unsaturated and attached to the rest of the molecule by a single bond. Monocyclic radicals include, for example, cyclopropyl, cyclobutyl, cyclopentyl, cyclohexyl, cycloheptyl, and cyclooctyl. Polycyclic radicals include, for example, adamantyl, norbornyl, decalyl, 7,7-dimethyl-bicyclo[2.2.1]heptanyl, and the like. Unless otherwise stated specifically in the specification, a cycloalkyl group may be optionally substituted.

“Cycloalkylalkyl” refers to a radical of the formula $-R_B R_D$ where R_B is an alkylene chain as defined above and R_D is a cycloalkyl radical as defined above. Unless stated otherwise specifically in the specification, a cycloalkylalkyl group may be optionally substituted.

“Fused” refers to any ring structure described herein which is fused to an existing ring structure in the compounds of the invention. When the fused ring is a heterocyclyl ring or a heteroaryl ring, any carbon atom on the existing ring structure which becomes part of the fused heterocyclyl ring or the fused heteroaryl ring may be replaced with
5 a nitrogen atom.

“Halo” or “halogen” refers to bromo, chloro, fluoro or iodo.

“Haloalkyl” refers to an alkyl radical, as defined above, that is substituted by one or more halo radicals, as defined above, *e.g.*, trifluoromethyl, difluoromethyl, trichloromethyl, 2,2,2-trifluoroethyl, 1,2-difluoroethyl, 3-bromo-2-fluoropropyl,
10 1,2-dibromoethyl, and the like. Unless stated otherwise specifically in the specification, a haloalkyl group may be optionally substituted.

“Heterocyclyl” or “heterocyclic ring” refers to a stable 3- to 18-membered non-aromatic ring radical which consists of two to twelve carbon atoms and from one to six heteroatoms selected from the group consisting of nitrogen, oxygen and sulfur. Unless stated
15 otherwise specifically in the specification, the heterocyclyl radical may be a monocyclic, bicyclic, tricyclic or tetracyclic ring system, which may include fused or bridged ring systems; and the nitrogen, carbon or sulfur atoms in the heterocyclyl radical may be optionally oxidized; the nitrogen atom may be optionally quaternized; and the heterocyclyl radical may be partially or fully saturated. Examples of such heterocyclyl radicals include,
20 but are not limited to, dioxolanyl, thienyl[1,3]dithianyl, decahydroisoquinolyl, imidazoliny, imidazolidinyl, isothiazolidinyl, isoxazolidinyl, morpholiny, octahydroindolyl, octahydroisoindolyl, 2-oxopiperazinyl, 2-oxopiperidinyl, 2-oxopyrrolidinyl, oxazolidinyl, piperidinyl, piperazinyl, 4-piperidonyl, pyrrolidinyl, pyrazolidinyl, quinuclidinyl, thiazolidinyl, tetrahydrofuryl, trithianyl, tetrahydropyranyl, thiomorpholiny,
25 thiamorpholiny, 1-oxo-thiomorpholiny, and 1,1-dioxo-thiomorpholiny. Unless stated otherwise specifically in the specification, a heterocyclyl group may be optionally substituted.

“N-heterocyclyl” refers to a heterocyclyl radical as defined above containing at least one nitrogen and where the point of attachment of the heterocyclyl radical to the rest
30 of the molecule is through a nitrogen atom in the heterocyclyl radical. Unless stated

otherwise specifically in the specification, an *N*-heterocyclyl group may be optionally substituted.

“Heterocyclylalkyl” refers to a radical of the formula $-R_B R_E$ where R_B is an alkylene chain as defined above and R_E is a heterocyclyl radical as defined above, and if the heterocyclyl is a nitrogen-containing heterocyclyl, the heterocyclyl may be attached to the alkyl radical at the nitrogen atom. Unless stated otherwise specifically in the specification, a heterocyclylalkyl group may be optionally substituted.

“Heteroaryl” refers to a 5- to 14-membered ring system radical comprising hydrogen atoms, one to thirteen carbon atoms, one to six heteroatoms selected from the group consisting of nitrogen, oxygen and sulfur, and at least one aromatic ring. For purposes of this invention, the heteroaryl radical may be a monocyclic, bicyclic, tricyclic or tetracyclic ring system, which may include fused or bridged ring systems; the nitrogen, carbon or sulfur atoms in the heteroaryl radical may be optionally oxidized; and the nitrogen atom may be optionally quaternized. In certain preferred embodiments, the heteroaryl radical may be a monocyclic ring system; the nitrogen, carbon or sulfur atoms in the heteroaryl radical may be optionally oxidized; and the nitrogen atom may be optionally quaternized. Examples include, but are not limited to, azepinyl, acridinyl, benzimidazolyl, benzothiazolyl, benzindolyl, benzodioxolyl, benzofuranyl, benzooxazolyl, benzothiazolyl, benzothiadiaazolyl, benzo[*b*][1,4]dioxepinyl, 1,4-benzodioxanyl, benzonaphthofuranyl, benzoxazolyl, benzodioxolyl, benzodioxinyl, benzopyranyl, benzopyranonyl, benzofuranyl, benzofuranonyl, benzothieryl (benzothiophenyl), benzotriazolyl, benzo[4,6]imidazo[1,2-*a*]pyridinyl, carbazolyl, cinnolinyl, dibenzofuranyl, dibenzothiophenyl, furanyl, furanonyl, isothiazolyl, imidazolyl, indazolyl, indolyl, indazolyl, isoindolyl, indolinyl, isoindolinyl, isoquinolyl, indoliziny, isoxazolyl, naphthyridinyl, oxadiazolyl, 2-oxoazepinyl, oxazolyl, oxiranyl, 1-oxidopyridinyl, 1-oxidopyrimidinyl, 1-oxidopyrazinyl, 1-oxidopyridazinyl, 1-phenyl-1*H*-pyrrolyl, phenazinyl, phenothiazinyl, phenoxazinyl, phthalazinyl, pteridinyl, purinyl, pyrrolyl, pyrazolyl, pyridinyl, pyrazinyl, pyrimidinyl, pyridazinyl, quinazolinyl, quinoxalinyl, quinolinyl, quinuclidinyl, isoquinolinyl, tetrahydroquinolinyl, thiazolyl, thiadiazolyl, triazolyl, tetrazolyl, triazinyl, and thiophenyl (i.e. thienyl). Unless stated otherwise specifically in the specification, a heteroaryl group may be optionally substituted.

“*N*-heteroaryl” refers to a heteroaryl radical as defined above containing at least one nitrogen and where the point of attachment of the heteroaryl radical to the rest of the molecule is through a nitrogen atom in the heteroaryl radical. Unless stated otherwise specifically in the specification, an *N*-heteroaryl group may be optionally substituted.

5 “Heteroarylalkyl” refers to a radical of the formula $-R_B R_F$ where R_B is an alkylene chain as defined above and R_F is a heteroaryl radical as defined above. Unless stated otherwise specifically in the specification, a heteroarylalkyl group may be optionally substituted.

The term “substituted” used herein means any of the above groups (*i.e.*, alkyl, 10 alkylene, alkoxy, alkylamino, thioalkyl, aryl, aralkyl, cycloalkyl, cycloalkylalkyl, haloalkyl, heterocyclyl, *N*-heterocyclyl, heterocyclylalkyl, heteroaryl, *N*-heteroaryl and/or heteroarylalkyl) wherein at least one hydrogen atom is replaced by a bond to a non-hydrogen atoms such as, but not limited to: a halogen atom such as F, Cl, Br, and I; an oxygen atom in groups such as hydroxyl groups, alkoxy groups, and ester groups; a sulfur atom in groups 15 such as thiol groups, thioalkyl groups, sulfone groups, sulfonyl groups, and sulfoxide groups; a nitrogen atom in groups such as amines, amides, alkylamines, dialkylamines, arylamines, alkylarylamines, diarylamines, *N*-oxides, imides, and enamines; a silicon atom in groups such as trialkylsilyl groups, dialkylarylsilyl groups, alkyl diarylsilyl groups, and triarylsilyl groups; and other heteroatoms in various other groups. “Substituted” also means any of the above 20 groups in which one or more hydrogen atoms are replaced by a higher-order bond (e.g., a double- or triple-bond) to a heteroatom such as oxygen in oxo, carbonyl, carboxyl, and ester groups; and nitrogen in groups such as imines, oximes, hydrazones, and nitriles. For example, “substituted” includes any of the above groups in which one or more hydrogen atoms are replaced with —

25 $NR_G R_H$, $-NR_G C(=O)R_H$, $-NR_G C(=O)NR_G R_H$, $-NR_G C(=O)OR_H$, $-NR_G C(=NR_g)NR_G R_H$, $-NR_G SO_2 R_H$, $-OC(=O)NR_G R_H$, $-OR_G$, $-SR_G$, $-SOR_G$, $-SO_2 R_G$, $-OSO_2 R_G$, $-SO_2 OR_G$, $=NSO_2 R_G$, and $-SO_2 NR_G R_H$. “Substituted also means any of the above groups in which one or more hydrogen atoms are replaced with $-C(=O)R_G$, $-C(=O)OR_G$, $-C(=O)NR_G R_H$, $-CH_2 SO_2 R_G$, $-CH_2 SO_2 NR_G R_H$. In the 30 foregoing, R_G and R_H are the same or different and independently hydrogen, alkyl, alkoxy, alkylamino, thioalkyl, aryl, aralkyl, cycloalkyl, cycloalkylalkyl, haloalkyl, heterocyclyl, *N*-

heterocyclyl, heterocyclalkyl, heteroaryl, *N*-heteroaryl and/or heteroarylalkyl. "Substituted" further means any of the above groups in which one or more hydrogen atoms are replaced by a bond to an amino, cyano, hydroxyl, imino, nitro, oxo, thioxo, halo, alkyl, alkoxy, alkylamino, thioalkyl, aryl, aralkyl, cycloalkyl, cycloalkylalkyl, haloalkyl, heterocyclyl, *N*-
5 heterocyclyl, heterocyclalkyl, heteroaryl, *N*-heteroaryl and/or heteroarylalkyl group. In addition, each of the foregoing substituents may also be optionally substituted with one or more of the above substituents.

The term "protecting group," as used herein, refers to a labile chemical moiety which is known in the art to protect reactive groups including without limitation, hydroxyl
10 and amino groups, against undesired reactions during synthetic procedures. Hydroxyl and amino groups protected with a protecting group are referred to herein as "protected hydroxyl groups" and "protected amino groups", respectively. Protecting groups are typically used selectively and/or orthogonally to protect sites during reactions at other reactive sites and can then be removed to leave the unprotected group as is or available for further reactions.
15 Protecting groups as known in the art are described generally in Greene and Wuts, Protective Groups in Organic Synthesis, 3rd edition, John Wiley & Sons, New York (1999). Generally, groups are protected or present as a precursor that will be inert to reactions that modify other areas of the parent molecule for conversion into their final groups at an appropriate time. Further representative protecting or precursor groups are discussed in Agrawal, et al.,
20 Protocols for Oligonucleotide Conjugates, Eds, Humana Press; New Jersey, 1994; Vol. 26 pp. 1-72. Examples of "hydroxyl protecting groups" include, but are not limited to, *t*-butyl, *t*-butoxymethyl, methoxymethyl, tetrahydropyranyl, 1-ethoxyethyl, 1-(2-chloroethoxy)ethyl, 2-trimethylsilylethyl, *p*-chlorophenyl, 2,4-dinitrophenyl, benzyl, 2,6-dichlorobenzyl, diphenylmethyl, *p*-nitrobenzyl, triphenylmethyl, trimethylsilyl, triethylsilyl, *t*-butyldimethylsilyl, *t*-
25 butyldiphenylsilyl (TBDPS), triphenylsilyl, benzoylformate, acetate, chloroacetate, trichloroacetate, trifluoroacetate, pivaloate, benzoate, *p*-phenylbenzoate, 9-fluorenylmethyl carbonate, mesylate and tosylate. Examples of "amino protecting groups" include, but are not limited to, carbamate-protecting groups, such as 2-trimethylsilylethoxycarbonyl (Teoc), 1-methyl-1-(4-biphenyl)ethoxycarbonyl (Bpoc), *t*-butoxycarbonyl (BOC), allyloxycarbonyl
30 (Alloc), 9-fluorenylmethyloxycarbonyl (Fmoc), and benzyloxycarbonyl (Cbz); amide protecting groups, such as formyl, acetyl, trihaloacetyl, benzoyl, and nitrophenylacetyl;

sulfonamide-protecting groups, such as 2-nitrobenzenesulfonyl; and imine and cyclic imide protecting groups, such as phthalimido and dithiasuccinoyl.

The invention disclosed herein is also meant to encompass all pharmaceutically acceptable compounds of Formulas (I), (Ia), (Ib), (Ic), (Id), and (Ie), being
5 isotopically-labeled by having one or more atoms replaced by an atom having a different atomic mass or mass number. Examples of isotopes that can be incorporated into the disclosed compounds include isotopes of hydrogen, carbon, nitrogen, oxygen, phosphorous, fluorine, chlorine, and iodine, such as ^2H , ^3H , ^{11}C , ^{13}C , ^{14}C , ^{13}N , ^{15}N , ^{15}O , ^{17}O , ^{18}O , ^{31}P , ^{32}P , ^{35}S , ^{18}F , ^{36}Cl , ^{123}I , and ^{125}I , respectively. These radiolabeled compounds could be useful to
10 help determine or measure the effectiveness of the compounds, by characterizing, for example, the site or mode of action, or binding affinity to pharmacologically important site of action. Certain isotopically-labeled compounds of Formulas (I), (Ia), (Ib), (Ic), (Id), and (Ie), for example, those incorporating a radioactive isotope, are useful in drug and/or substrate tissue distribution studies. The radioactive isotopes tritium, *i.e.* ^3H , and carbon-14, *i.e.* ^{14}C ,
15 are particularly useful for this purpose in view of their ease of incorporation and ready means of detection.

Substitution with heavier isotopes such as deuterium, *i.e.* ^2H , may afford certain therapeutic advantages resulting from greater metabolic stability. For example, *in vivo* half-life may increase or dosage requirements may be reduced. Thus, heavier isotopes may be
20 preferred in some circumstances.

Substitution with positron emitting isotopes, such as ^{11}C , ^{18}F , ^{15}O and ^{13}N , can be useful in Positron Emission Topography (PET) studies for examining substrate receptor occupancy. Isotopically-labeled compounds of Formulas (I), (Ia), (Ib), (Ic), (Id), and (Ie), can generally be prepared by conventional techniques known to those skilled in the art or by
25 processes analogous to those described in the Examples as set out below using an appropriate isotopically-labeled reagent in place of the non-labeled reagent previously employed.

The invention disclosed herein is also meant to encompass the *in vivo* metabolic products of the disclosed compounds. Such products may result from, for example, the oxidation, reduction, hydrolysis, amidation, esterification, and the like of the administered
30 compound, primarily due to enzymatic processes. Accordingly, the invention includes

compounds produced by a process comprising administering a compound of this invention to a mammal for a period of time sufficient to yield a metabolic product thereof. Such products are typically identified by administering a radiolabeled compound of the invention in a detectable dose to an animal, such as rat, mouse, guinea pig, monkey, or to human, allowing
5 sufficient time for metabolism to occur, and isolating its conversion products from the urine, blood or other biological samples.

“Stable compound” and “stable structure” are meant to indicate a compound that is sufficiently robust to survive isolation to a useful degree of purity from a reaction mixture, and formulation into an efficacious therapeutic agent.

10 “Mammal” includes humans and both domestic animals such as laboratory animals and household pets (*e.g.*, cats, dogs, swine, cattle, sheep, goats, horses, rabbits), and non-domestic animals such as wildlife and the like.

“Optional” or “optionally” means that the subsequently described event of circumstances may or may not occur, and that the description includes instances where said
15 event or circumstance occurs and instances in which it does not. For example, “optionally substituted aryl” means that the aryl radical may or may not be substituted and that the description includes both substituted aryl radicals and aryl radicals having no substitution.

“Pharmaceutically acceptable carrier, diluent or excipient” includes without limitation any adjuvant, carrier, excipient, glidant, sweetening agent, diluent, preservative,
20 dye/colorant, flavor enhancer, surfactant, wetting agent, dispersing agent, suspending agent, stabilizer, isotonic agent, solvent, or emulsifier which has been approved by the United States Food and Drug Administration as being acceptable for use in humans or domestic animals.

Examples of “pharmaceutically acceptable salts” of the compounds disclosed herein include salts derived from an appropriate base, such as an alkali metal (for example,
25 sodium), an alkaline earth metal (for example, magnesium), ammonium and NX_4^+ (wherein X is $\text{C}_1\text{--C}_4$ alkyl). Pharmaceutically acceptable salts of a nitrogen atom or an amino group include for example salts of organic carboxylic acids such as acetic, benzoic, lactic, fumaric, tartaric, maleic, malonic, malic, isethionic, lactobionic and succinic acids; organic sulfonic acids, such as methanesulfonic, ethanesulfonic, benzenesulfonic and p-toluenesulfonic acids;

and inorganic acids, such as hydrochloric, hydrobromic, sulfuric, phosphoric and sulfamic acids. Pharmaceutically acceptable salts of a compound of a hydroxy group include the anion of said compound in combination with a suitable cation such as Na^+ and NX_4^+ (wherein X is independently selected from H or a $\text{C}_1\text{--C}_4$ alkyl group).

5 For therapeutic use, salts of active ingredients of the compounds disclosed herein will typically be pharmaceutically acceptable, *i.e.* they will be salts derived from a physiologically acceptable acid or base. However, salts of acids or bases which are not pharmaceutically acceptable may also find use, for example, in the preparation or purification of a compound of Formula (I), (Ia), (Ib), (Ic), (Id), (Ie), or another compound of the
10 invention. All salts, whether or not derived from a physiologically acceptable acid or base, are within the scope of the present invention.

Metal salts typically are prepared by reacting the metal hydroxide with a compound of this invention. Examples of metal salts which are prepared in this way are salts containing Li^+ , Na^+ , and K^+ . A less soluble metal salt can be precipitated from the solution
15 of a more soluble salt by addition of the suitable metal compound.

In addition, salts may be formed from acid addition of certain organic and inorganic acids, *e.g.*, HCl, HBr, H_2SO_4 , H_3PO_4 or organic sulfonic acids, to basic centers, typically amines. Finally, it is to be understood that the compositions herein comprise compounds disclosed herein in their un-ionized, as well as zwitterionic form, and
20 combinations with stoichiometric amounts of water as in hydrates.

Often crystallizations produce a solvate of the compound of the invention. As used herein, the term “solvate” refers to an aggregate that comprises one or more molecules of a compound of the invention with one or more molecules of solvent. The solvent may be water, in which case the solvate may be a hydrate. Alternatively, the solvent may be an
25 organic solvent. Thus, the compounds of the present invention may exist as a hydrate, including a monohydrate, dihydrate, hemihydrate, sesquihydrate, trihydrate, tetrahydrate and the like, as well as the corresponding solvated forms. The compound of the invention may be true solvates, while in other cases, the compound of the invention may merely retain adventitious water or be a mixture of water plus some adventitious solvent.

A "pharmaceutical composition" refers to a formulation of a compound of the invention and a medium generally accepted in the art for the delivery of the biologically active compound to mammals, *e.g.*, humans. Such a medium includes all pharmaceutically acceptable carriers, diluents or excipients therefor.

5 "Effective amount" or "therapeutically effective amount" refers to an amount of a compound according to the invention, which when administered to a patient in need thereof, is sufficient to effect treatment for disease-states, conditions, or disorders for which the compounds have utility. Such an amount would be sufficient to elicit the biological or medical response of a tissue system, or patient that is sought by a researcher or clinician. The
10 amount of a compound according to the invention which constitutes a therapeutically effective amount will vary depending on such factors as the compound and its biological activity, the composition used for administration, the time of administration, the route of administration, the rate of excretion of the compound, the duration of the treatment, the type of disease-state or disorder being treated and its severity, drugs used in combination with or
15 coincidentally with the compounds of the invention, and the age, body weight, general health, sex and diet of the patient. Such a therapeutically effective amount can be determined routinely by one of ordinary skill in the art having regard to their own knowledge, the state of the art, and this disclosure.

The term "treatment" as used herein is intended to mean the administration of
20 a compound or composition according to the present invention to alleviate or eliminate symptoms of HIV infection and/or to reduce viral load in a patient. The term "treatment" also encompasses the administration of a compound or composition according to the present invention post-exposure of the individual to the virus but before the appearance of symptoms of the disease, and/or prior to the detection of the virus in the blood, to prevent the
25 appearance of symptoms of the disease and/or to prevent the virus from reaching detectable levels in the blood, and the administration of a compound or composition according to the present invention to prevent perinatal transmission of HIV from mother to baby, by administration to the mother before giving birth and to the child within the first days of life.

The term "antiviral agent" as used herein is intended to mean an agent
30 (compound or biological) that is effective to inhibit the formation and/or replication of a virus

in a human being, including but not limited to agents that interfere with either host or viral mechanisms necessary for the formation and/or replication of a virus in a human being.

The term "inhibitor of HIV replication" as used herein is intended to mean an agent capable of reducing or eliminating the ability of HIV to replicate in a host cell, whether
5 *in vitro*, *ex vivo* or *in vivo*.

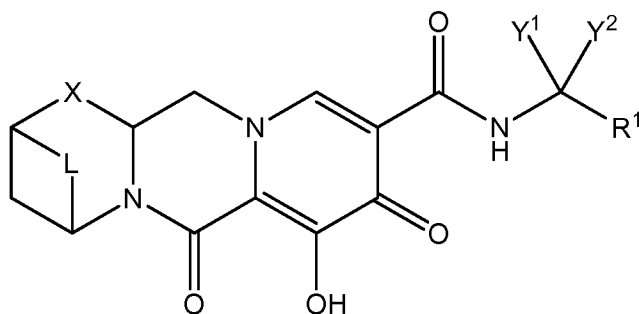
The compounds of the invention, or their pharmaceutically acceptable salts may contain one or more asymmetric centers and may thus give rise to enantiomers, diastereomers, and other stereoisomeric forms that may be defined, in terms of absolute stereochemistry, as (*R*)- or (*S*)- or, as (*D*)- or (*L*)- for amino acids. The present invention is
10 meant to include all such possible isomers, as well as their racemic and optically pure forms. Optically active (+) and (-), (*R*)- and (*S*)-, or (*D*)- and (*L*)- isomers may be prepared using chiral synthons or chiral reagents, or resolved using conventional techniques, for example, chromatography and fractional crystallization. Conventional techniques for the preparation/isolation of individual enantiomers include chiral synthesis from a suitable
15 optically pure precursor or resolution of the racemate (or the racemate of a salt or derivative) using, for example, chiral high pressure liquid chromatography (HPLC). When the compounds described herein contain olefinic double bonds or other centres of geometric asymmetry, and unless specified otherwise, it is intended that the compounds include both *E* and *Z* geometric isomers. Likewise, all tautomeric forms are also intended to be included.

20 A "stereoisomer" refers to a compound made up of the same atoms bonded by the same bonds but having different three-dimensional structures, which are not interchangeable. The present invention contemplates various stereoisomers and mixtures thereof and includes "enantiomers", which refers to two stereoisomers whose molecules are nonsuperimposable mirror images of one another.

25 A "tautomer" refers to a proton shift from one atom of a molecule to another atom of the same molecule. The present invention includes tautomers of any said compounds.

Compounds

As noted above, in one embodiment of the present invention, compounds having antiviral activity are provided, the compounds having the following Formula (I):



(I)

or a stereoisomer or pharmaceutically acceptable salt thereof,

wherein:

5 Y¹ and Y² are each, independently, hydrogen, C₁₋₃alkyl or C₁₋₃haloalkyl;

R¹ is phenyl substituted with one to three halogens;

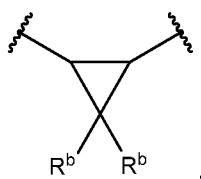
X is -O-, -NR²-, -CHR³- or a bond;

R² and R³ are each, independently, hydrogen or C₁₋₃alkyl;

L is -C(R^a)₂C(R^a)₂-; and

10 each R^a is, independently, hydrogen, halo, hydroxyl, or C₁₋₄alkyl, and

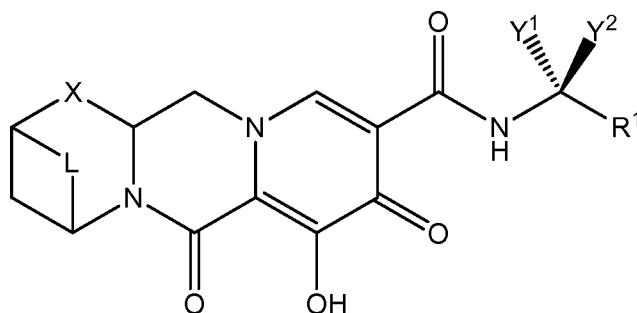
wherein two R^a groups on adjacent carbon atoms, together with the carbon atoms to which they are attached, form a carbocyclic ring having the following structure:



wherein each R^b is, independently, hydrogen or halo.

15

In one embodiment of the present invention, compounds having the following Formula (Ia) are provided:



(Ia)

5 or a stereoisomer or pharmaceutically acceptable salt thereof,

wherein:

Y¹ and Y² are each, independently, hydrogen, C₁₋₃alkyl or C₁₋₃haloalkyl;

R¹ is phenyl substituted with one to three halogen atoms;

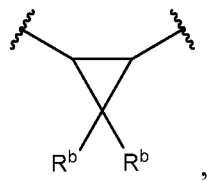
X is -O-, -NR²-, -CHR³- or a bond;

10 R² and R³ are each, independently, hydrogen or C₁₋₃alkyl; and

L is -C(R^a)₂C(R^a)₂-; and

each R^a is, independently, hydrogen, halo, hydroxyl, or C₁₋₄alkyl, and

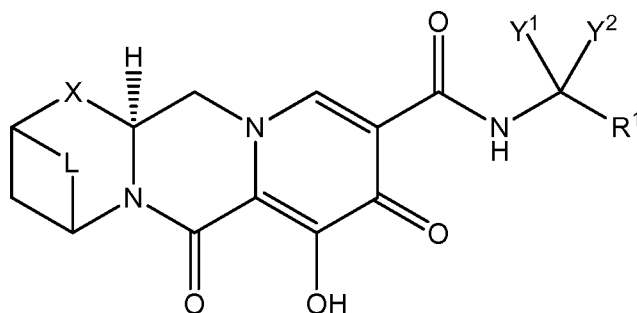
wherein two R^a groups on adjacent carbon atoms, together with the carbon atoms to which they are attached, form a carbocyclic ring having the following structure:



15

wherein each R^b is, independently, hydrogen or halo.

In one embodiment of the present invention, compounds having the following Formula (Ib) are provided:



(Ib)

5 or a stereoisomer or pharmaceutically acceptable salt thereof,

wherein:

Y¹ and Y² are each, independently, hydrogen, C₁₋₃alkyl or C₁₋₃haloalkyl;

R¹ is phenyl substituted with one to three halogen atoms;

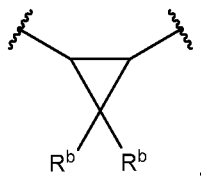
X is -O-, -NR²-, -CHR³- or a bond;

10 R² and R³ are each, independently, hydrogen or C₁₋₃alkyl; and

L is -C(R^a)₂C(R^a)₂-; and

each R^a is, independently, hydrogen, halo, hydroxyl, or C₁₋₄alkyl, and

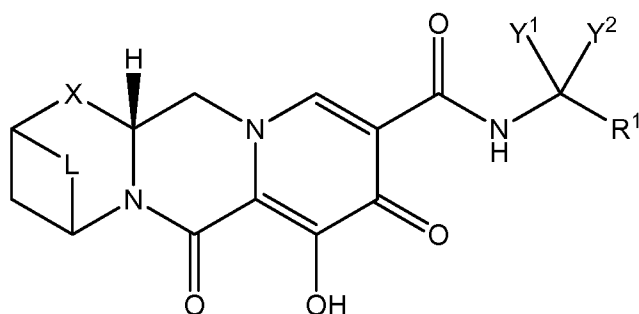
wherein two R^a groups on adjacent carbon atoms, together with the carbon atoms to which they are attached, form a carbocyclic ring having the following structure:



15

wherein each R^b is, independently, hydrogen or halo.

In one embodiment of the present invention, compounds having the following Formula (Ic) are provided:



5

(Ic)

or a stereoisomer or pharmaceutically acceptable salt thereof,

wherein:

Y^1 and Y^2 are each, independently, hydrogen, C_{1-3} alkyl or C_{1-3} haloalkyl;

R^1 is phenyl substituted with one to three halogen atoms;

10

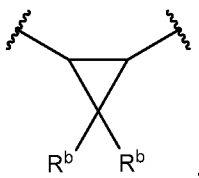
X is $-O-$, $-NR^2-$, $-CHR^3-$ or a bond;

R^2 and R^3 are each, independently, hydrogen or C_{1-3} alkyl; and

L is $-C(R^a)_2C(R^a)_2-$; and

each R^a is, independently, hydrogen, halo, hydroxyl, or C_{1-4} alkyl, and

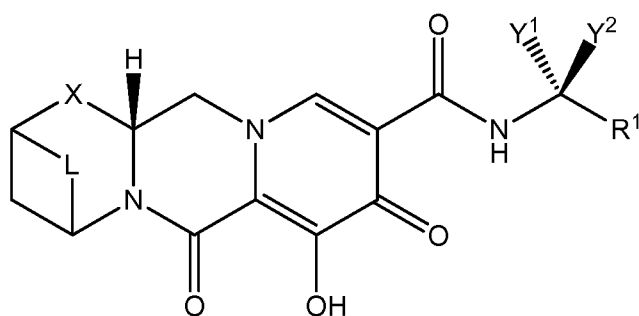
wherein two R^a groups on adjacent carbon atoms, together with the carbon atoms to which they are attached, form a carbocyclic ring having the following structure:



wherein each R^b is, independently, hydrogen or halo.

In one embodiment of the present invention, compounds having the following Formula (Id) are provided:

:



5

(Id)

or a stereoisomer or pharmaceutically acceptable salt thereof,

wherein:

Y¹ and Y² are each, independently, hydrogen, C₁₋₃alkyl or C₁₋₃haloalkyl;

10

R¹ is phenyl substituted with one to three halogen atoms;

X is -O-, -NR²-, -CHR³- or a bond;

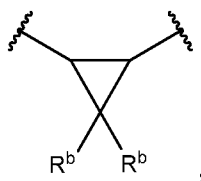
R² and R³ are each, independently, hydrogen or C₁₋₃alkyl; and

L is -C(R^a)₂C(R^a)₂-; and

each R^a is, independently, hydrogen, halo, hydroxyl, or C₁₋₄alkyl, and

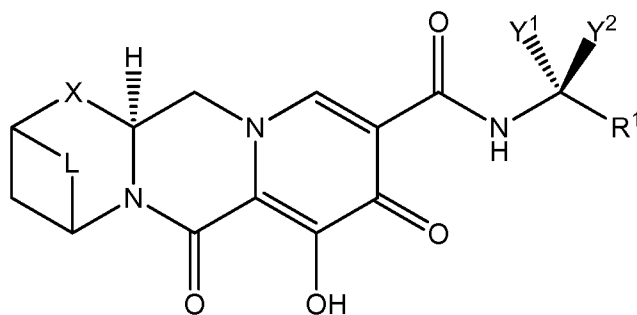
15

wherein two R^a groups on adjacent carbon atoms, together with the carbon atoms to which they are attached, form a carbocyclic ring having the following structure:



wherein each R^b is, independently, hydrogen or halo.

In one embodiment of the present invention, compounds having the following Formula (Ie) are provided:



5

(Ie)

or a stereoisomer or pharmaceutically acceptable salt thereof,

wherein:

Y^1 and Y^2 are each, independently, hydrogen, C_{1-3} alkyl or C_{1-3} haloalkyl;

10 R^1 is phenyl substituted with one to three halogen atoms;

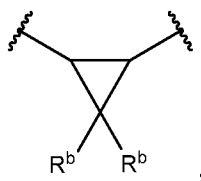
X is $-\text{O}-$, $-\text{NR}^2-$, $-\text{CHR}^3-$ or a bond;

R^2 and R^3 are each, independently, hydrogen or C_{1-3} alkyl; and

L is $-\text{C}(\text{R}^a)_2\text{C}(\text{R}^a)_2-$; and

each R^a is, independently, hydrogen, halo, hydroxyl, or C_{1-4} alkyl, and

15 wherein two R^a groups on adjacent carbon atoms, together with the carbon atoms to which they are attached, form a carbocyclic ring having the following structure:



wherein each R^b is, independently, hydrogen or halo.

In another embodiment, X is -O-. In another embodiment, X is -NH-. In another embodiment, X is -CH₂-. In another embodiment, X is a bond.

5 In another embodiment, Y^1 is C₁₋₄alkyl and Y^2 is hydrogen. In another embodiment, Y^1 is methyl and Y^2 is hydrogen. In another embodiment, Y^1 is C₁₋₄haloalkyl and Y^2 is hydrogen. In another embodiment, Y^1 is CF₃ and Y^2 is hydrogen. In another embodiment, Y^1 is hydrogen, methyl or CF₃ and Y^2 is hydrogen. In another embodiment, Y^1 and Y^2 are both
10 hydrogen.

In another embodiment, R^1 is substituted with one halogen. In a further embodiment, R^1 is 4-fluorophenyl or 2-fluorophenyl.

In another embodiment, R^1 is substituted with two halogens. In a further embodiment, R^1 is 2,4-difluorophenyl, 2,3-difluorophenyl, 2,6-difluorophenyl, 3-fluoro-4-
15 chlorophenyl, 3,4-difluorophenyl, 2-fluoro-4-chlorophenyl, or 3,5-difluorophenyl. In still a further embodiment, R^1 is 2,4-difluorophenyl.

In another embodiment, R^1 is substituted with three halogens. In a further embodiment, R^1 is 2,4,6-trifluorophenyl or 2,3,4-trifluorophenyl. In still a further embodiment, R^1 is 2,4,6-trifluorophenyl.

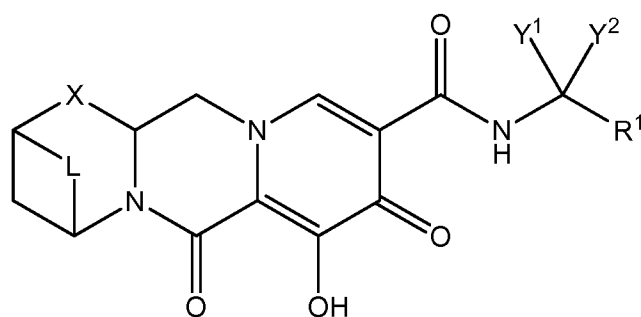
20 In another embodiment, each R^b is independently hydrogen. In another embodiment, each R^b is independently halogen. In a further embodiment, each R^b is fluoro.

In one embodiment, a pharmaceutical composition is provided comprising a compound of Formula (I), (Ia), (Ib), (Ic), (Id), (Ie), or a stereoisomer or pharmaceutically acceptable salt thereof, and a pharmaceutically acceptable carrier, diluent or excipient.

Another embodiment is provided comprising a method of treating or preventing an HIV infection in a human having or at risk of having the infection by administering to the human a therapeutically effective amount of a compound of Formula (I), (Ia), (Ib), (Ic), (Id), (Ie), or a pharmaceutical composition thereof.

5 In another embodiment, the use of a compound of Formula (I), (Ia), (Ib), (Ic), (Id), (Ie), or a pharmaceutical composition thereof for the treatment or prevention of an HIV infection in a human having or at risk of having the infection.

As further noted above, in another embodiment of the present invention, compounds having antiviral activity are provided, the compounds having the following
10 Formula (I):



(I)

or a stereoisomer or pharmaceutically acceptable salt thereof,

wherein:

15 Y^1 and Y^2 are each, independently, hydrogen, C_{1-3} alkyl or C_{1-3} haloalkyl, or Y^1 and Y^2 , together with the carbon atom to which they are attached, form a carbocyclic ring having from 3 to 6 ring atoms or a heterocyclic ring having from 3 to 6 ring atoms, wherein the carbocyclic or heterocyclic ring is optionally substituted with one or more R^c ;

each R^c is, independently, hydrogen, halo, hydroxyl or C_{1-4} alkyl, or wherein
20 two R^c groups, together with the carbon atom to which they are attached, form $C=O$;

R^1 is optionally substituted aryl or optionally substituted heteroaryl;

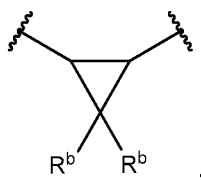
X is -O-, -NR²-, -CHR³- or a bond;

R^2 and R^3 are each, independently, hydrogen or C_{1-3} alkyl;

L is $-C(R^a)_2C(R^a)_2-$; and

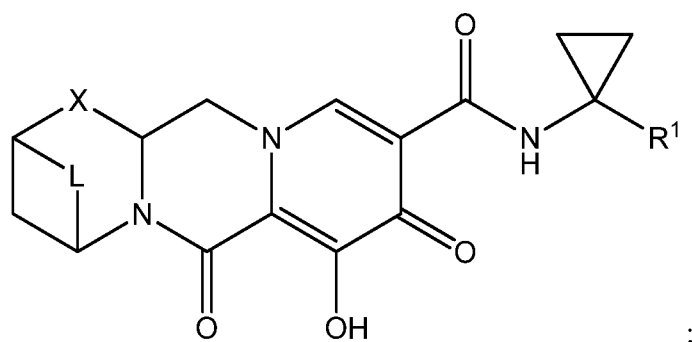
each R^a is, independently, hydrogen, halo, hydroxyl, or C_{1-4} alkyl, and

wherein two R^a groups on adjacent carbon atoms, together with the carbon atoms to which they are attached, form a carbocyclic ring having the following structure:

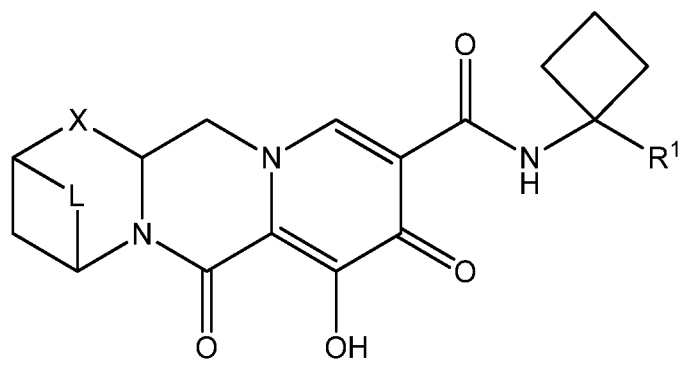


wherein each R^b is, independently, hydrogen or halo.

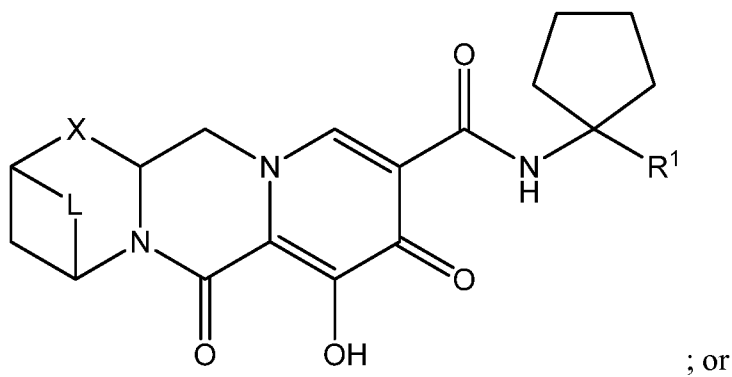
In another embodiment, compounds are provided having one of the following Formulas (II-A), (II-B), (II-C) or (II-D):



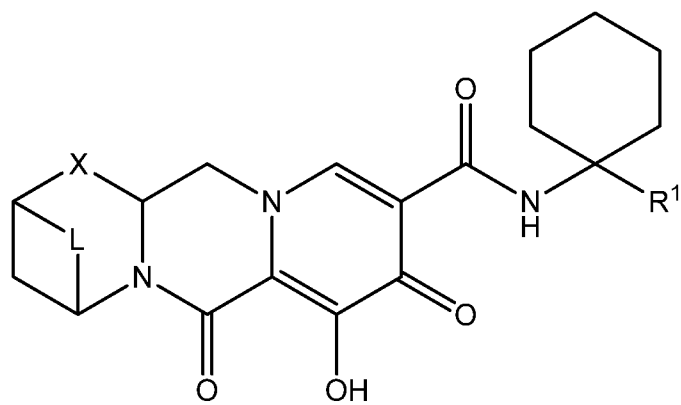
(II-A)



(II-B)

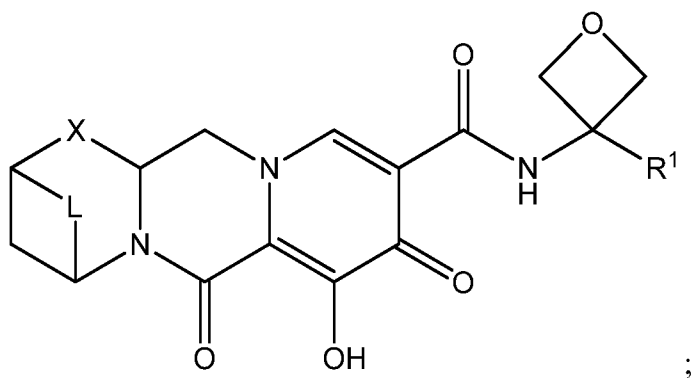


(II-C)

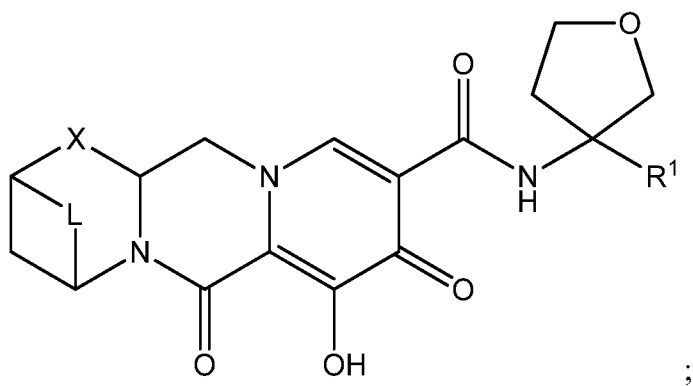


(II-D)

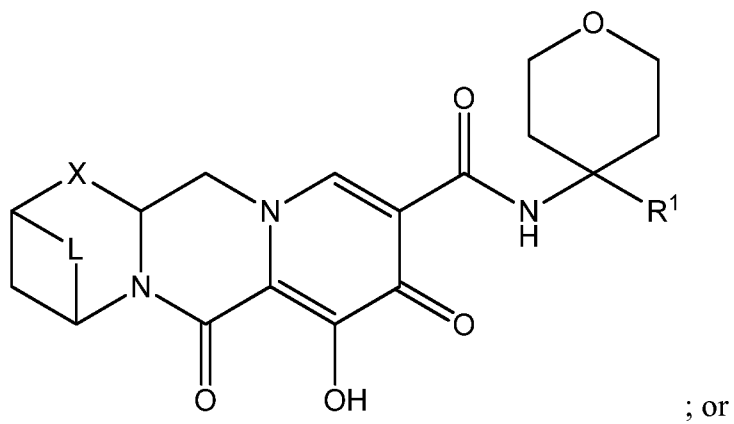
In another embodiment, compounds are provided having one of the following Formulas (II-E), (II-F), (II-G), or (II-H):



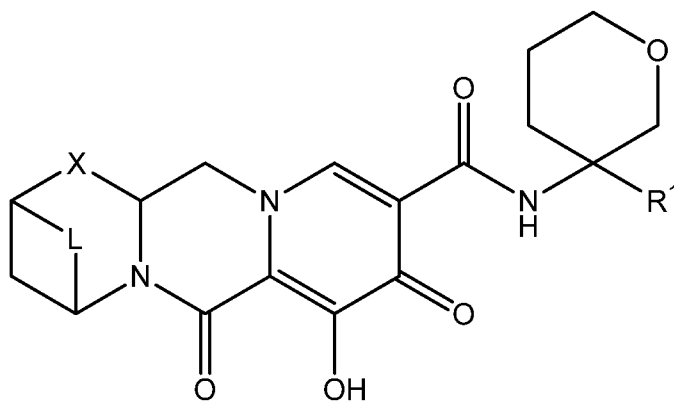
(II-E)



(II-F)



(II-G)



(II-H)

In another embodiment, X is -O-. In another embodiment, X is -NH-. In another embodiment, X is -CH₂-. In another embodiment, X is a bond.

5 In another embodiment, R¹ is phenyl. In another embodiment, R¹ is pyridinyl.

In another embodiment, R¹ is substituted with at least one halogen.

In another embodiment, R¹ is substituted with one halogen. In a further embodiment, R¹ is 4-fluorophenyl or 2-fluorophenyl.

In another embodiment, R¹ is substituted with two halogens. In a further
 10 embodiment, R¹ is 2,4-difluorophenyl, 2,3-difluorophenyl, 2,6-difluorophenyl, 3-fluoro-4-chlorophenyl, 3,4-difluorophenyl, 2-fluoro-4-chlorophenyl, or 3,5-difluorophenyl. In still a further embodiment, R¹ is 2,4-difluorophenyl.

In another embodiment, R¹ is substituted with three halogens. In a further
 embodiment, R¹ is 2,4,6-trifluorophenyl or 2,3,4-trifluorophenyl. In still a further
 15 embodiment, R¹ is 2,4,6-trifluorophenyl.

In another embodiment, each R^b is independently hydrogen. In another embodiment, each R^b is independently halogen. In a further embodiment, each R^b is fluoro.

In one embodiment, a pharmaceutical composition is provided comprising a compound of any one of Formulas (I), (Ia), (Ib), (Ic), (Id), (Ie), (II-A), (II-B), (II-C), (II-D),

(II-E), (II-F), (II-G), and (II-H), or a stereoisomer or pharmaceutically acceptable salt thereof, and a pharmaceutically acceptable carrier, diluent or excipient.

Another embodiment is provided comprising a method of treating or preventing an HIV infection in a human having or at risk of having the infection by administering to the human a therapeutically effective amount of a compound of any one of Formulas (I), (Ia), (Ib), (Ic), (Id), (Ie), (II-A), (II-B), (II-C), (II-D), (II-E), (II-F), (II-G), and (II-H), or a pharmaceutical composition thereof.

In another embodiment, the use of a compound of Formula any one of Formulas (I), (Ia), (Ib), (Ic), (Id), (Ie), (II-A), (II-B), (II-C), (II-D), (II-E), (II-F), (II-G), and (II-H), or a pharmaceutical composition thereof for the treatment or prevention of an HIV infection in a human having or at risk of having the infection.

It is understood that any embodiment of the compounds of any one of Formulas (I), (Ia), (Ib), (Ic), (Id), (Ie), (II-A), (II-B), (II-C), (II-D), (II-E), (II-F), (II-G), and (II-H), as set forth above, and any specific substituent set forth herein for a R^1 , R^2 , R^3 , R^a , R^b , R^c , X, Y^1 , Y^2 , or L group in the compounds of Formulas (I), (Ia), (Ib), (Ic), (Id), or (Ie), as set forth above, may be independently combined with other embodiments and/or substituents of compounds of any one of Formulas (I), (Ia), (Ib), (Ic), (Id), (Ie), (II-A), (II-B), (II-C), (II-D), (II-E), (II-F), (II-G), and (II-H), to form embodiments of the inventions not specifically set forth above. In addition, in the event that a list of substituents is listed for any particular R^1 , R^2 , R^3 , R^a , R^b , R^c , X, Y^1 , Y^2 , or L in a particular embodiment and/or claim, it is understood that each individual substituent may be deleted from the particular embodiment and/or claim and that the remaining list of substituents will be considered to be within the scope of the invention.

Pharmaceutical Compositions

For the purposes of administration, in certain embodiments, the compounds described herein are administered as a raw chemical or are formulated as pharmaceutical compositions. Pharmaceutical compositions of the present invention comprise a compound of Formulas (I), (Ia), (Ib), (Ic), (Id), (Ie), and a pharmaceutically acceptable carrier, diluent or excipient. The compound of Formulas (I), (Ia), (Ib), (Ic), (Id), (Ie), is present in the composition in an amount which is effective to treat a particular disease or condition of

interest. The activity of compounds of Formulas (I), (Ia), (Ib), (Ic), (Id), (Ie), can be determined by one skilled in the art, for example, as described in the Examples below. Appropriate concentrations and dosages can be readily determined by one skilled in the art.

Administration of the compounds of the invention, or their pharmaceutically acceptable salts, in pure form or in an appropriate pharmaceutical composition, can be carried out via any of the accepted modes of administration of agents for serving similar utilities. The pharmaceutical compositions of the invention can be prepared by combining a compound of the invention with an appropriate pharmaceutically acceptable carrier, diluent or excipient, and may be formulated into preparations in solid, semi-solid, liquid or gaseous forms, such as tablets, capsules, powders, granules, ointments, solutions, suppositories, injections, inhalants, gels, microspheres, and aerosols. Typical routes of administering such pharmaceutical compositions include, without limitation, oral, topical, transdermal, inhalation, parenteral, sublingual, buccal, rectal, vaginal, and intranasal. Pharmaceutical compositions of the invention are formulated so as to allow the active ingredients contained therein to be bioavailable upon administration of the composition to a patient. Compositions that will be administered to a subject or patient take the form of one or more dosage units, where for example, a tablet may be a single dosage unit, and a container of a compound of the invention in aerosol form may hold a plurality of dosage units. Actual methods of preparing such dosage forms are known, or will be apparent, to those skilled in this art; for example, see *Remington: The Science and Practice of Pharmacy*, 20th Edition (Philadelphia College of Pharmacy and Science, 2000). The composition to be administered will, in any event, contain a therapeutically effective amount of a compound of the invention, or a pharmaceutically acceptable salt thereof, for treatment of a disease or condition of interest in accordance with the teachings of this invention.

The pharmaceutical compositions of the invention may be prepared by methodology well known in the pharmaceutical art. For example, a pharmaceutical composition intended to be administered by injection can be prepared by combining a compound of the invention with sterile, distilled water so as to form a solution. A surfactant may be added to facilitate the formation of a homogeneous solution or suspension. Surfactants are compounds that non-covalently interact with the compound of the invention

so as to facilitate dissolution or homogeneous suspension of the compound in the aqueous delivery system.

The compounds of the invention, or their pharmaceutically acceptable salts, are administered in a therapeutically effective amount, which will vary depending upon a
5 variety of factors including the activity of the specific compound employed; the metabolic stability and length of action of the compound; the age, body weight, general health, sex, and diet of the patient; the mode and time of administration; the rate of excretion; the drug combination; the severity of the particular disorder or condition; and the subject undergoing therapy.

10 Combination Therapy

In one embodiment, a method for treating or preventing an HIV infection in a human having or at risk of having the infection is provided, comprising administering to the human a therapeutically effective amount of a compound disclosed herein, or a pharmaceutically acceptable salt thereof, in combination with a therapeutically effective
15 amount of one or more (e.g., one, two, three, one or two, or one to three) additional therapeutic agents. In one embodiment, a method for treating an HIV infection in a human having or at risk of having the infection is provided, comprising administering to the human a therapeutically effective amount of a compound disclosed herein, or a pharmaceutically acceptable salt thereof, in combination with a therapeutically effective amount of one or more
20 (e.g., one, two, three, one or two, or one to three) additional therapeutic agents.

In one embodiment, pharmaceutical compositions comprising a compound disclosed herein, or a pharmaceutically acceptable salt thereof, in combination with one or more (e.g., one, two, three, one or two, or one to three) additional therapeutic agents, and a pharmaceutically acceptable carrier, diluent or excipient are provided.

25 In one embodiment, combination pharmaceutical agents comprising a compound disclosed herein, or a pharmaceutically acceptable salt thereof, in combination with one or more (e.g., one, two, three, one or two, or one to three) additional therapeutic agents are provided.

In the above embodiments, the additional therapeutic agent may be an anti-
30 HIV agent. For example, in some embodiments, the additional therapeutic agent is selected from the group consisting of HIV protease inhibitors, HIV non-nucleoside inhibitors of

reverse transcriptase, HIV nucleoside or nucleotide inhibitors of reverse transcriptase, HIV integrase inhibitors, HIV non-catalytic site (or allosteric) integrase inhibitors, entry inhibitors (e.g., CCR5 inhibitors, gp41 inhibitors (i.e., fusion inhibitors) and CD4 attachment inhibitors), CXCR4 inhibitors, gp120 inhibitors, G6PD and NADH-oxidase inhibitors, 5 compounds that target the HIV capsid (“capsid inhibitors”; e.g., capsid polymerization inhibitors or capsid disrupting compounds such as those disclosed in WO 2013/006738 (Gilead Sciences), US 2013/0165489 (University of Pennsylvania), and WO 2013/006792 (Pharma Resources), pharmacokinetic enhancers, and other drugs for treating HIV, and combinations thereof. In further embodiments, the additional therapeutic agent is selected 10 from one or more of:

(1) HIV protease inhibitors selected from the group consisting of amprenavir, atazanavir, fosamprenavir, indinavir, lopinavir, ritonavir, nelfinavir, saquinavir, tipranavir, brexanavir, darunavir, TMC-126, TMC-114, mozenavir (DMP-450), JE-2147 (AG1776), L-756423, RO0334649, KNI-272, DPC-681, DPC-684, GW640385X, DG17, PPL-100, DG35, 15 and AG 1859;

(2) HIV non-nucleoside or non-nucleotide inhibitors of reverse transcriptase selected from the group consisting of capravirine, emivirine, delaviridine, efavirenz, nevirapine, (+) calanolide A, etravirine, GW5634, DPC-083, DPC-961, DPC-963, MIV-150, TMC-120, rilpivirene, BILR 355 BS, VRX 840773, lersivirine (UK-453061), RDEA806, 20 KM023 and MK-1439;

(3) HIV nucleoside or nucleotide inhibitors of reverse transcriptase selected from the group consisting of zidovudine, emtricitabine, didanosine, stavudine, zalcitabine, lamivudine, abacavir, abavavir sulfate, amdoxovir, elvucitabine, alovudine, MIV-210, \pm -FTC, D-d4FC, emtricitabine, phosphazide, fozivudine tidoxil, apricitibine (AVX754), KP-25 1461, GS-9131 (Gilead Sciences) and fosaltuvudine tidoxil (formerly HDP 99.0003), tenofovir, tenofovir disoproxil fumarate, tenofovir alafenamide (Gilead Sciences), tenofovir alafenamide hemifumarate (Gilead Sciences), GS-9148 (Gilead Sciences), adefovir, adefovir dipivoxil, CMX-001 (Chimerix) or CMX-157 (Chimerix);

(4) HIV integrase inhibitors selected from the group consisting of curcumin, 30 derivatives of curcumin, chicoric acid, derivatives of chicoric acid, 3,5-dicaffeoylquinic acid, derivatives of 3,5-dicaffeoylquinic acid, aurintricarboxylic acid, derivatives of aurintricarboxylic acid, caffeic acid phenethyl ester, derivatives of caffeic acid phenethyl

ester, tyrphostin, derivatives of tyrphostin, quercetin, derivatives of quercetin, S-1360, AR-177, L-870812, and L-870810, raltegravir, BMS-538158, GSK364735C, BMS-707035, MK-2048, BA 011, elvitegravir, dolutegravir and GSK-744;

(5) HIV non-catalytic site, or allosteric, integrase inhibitors (NCINI) including, but not limited to, BI-224436, CX0516, CX05045, CX14442, compounds disclosed in WO 2009/062285 (Boehringer Ingelheim), WO 2010/130034 (Boehringer Ingelheim), WO 2013/159064 (Gilead Sciences), WO 2012/145728 (Gilead Sciences), WO 2012/003497 (Gilead Sciences), WO 2012/003498 (Gilead Sciences) each of which is incorporated by references in its entirety herein;

(6) gp41 inhibitors selected from the group consisting of enfuvirtide, sifuvirtide, albuvirtide, FB006M, and TRI-1144;

(7) the CXCR4 inhibitor AMD-070;

(8) the entry inhibitor SP01A;

(9) the gp120 inhibitor BMS-488043;

(10) the G6PD and NADH-oxidase inhibitor immunitin;

(11) CCR5 inhibitors selected from the group consisting of aplaviroc, vicriviroc, maraviroc, cenicriviroc, PRO-140, INCB15050, PF-232798 (Pfizer), and CCR5mAb004;

(12) CD4 attachment inhibitors selected from the group consisting of ibalizumab (TMB-355) and BMS-068 (BMS-663068);

(13) pharmacokinetic enhancers selected from the group consisting of cobicistat and SPI-452; and

(14) other drugs for treating HIV selected from the group consisting of BAS-100, SPI-452, REP 9, SP-01A, TNX-355, DES6, ODN-93, ODN-112, VGV-1, PA-457 (bevirimat), HRG214, VGX-410, KD-247, AMZ 0026, CYT 99007A-221 HIV, DEBIO-025, BAY 50-4798, MDX010 (ipilimumab), PBS 119, ALG 889, and PA-1050040 (PA-040), and combinations thereof

In certain embodiments, a compound disclosed herein, or a pharmaceutically acceptable salt thereof, is combined with one, two, three, four or more additional therapeutic agents. In certain embodiments, a compound disclosed herein, or a pharmaceutically acceptable salt thereof, is combined with two additional therapeutic agents. In other embodiments, a compound disclosed herein, or a pharmaceutically acceptable salt thereof, is

combined with three additional therapeutic agents. In further embodiments, a compound disclosed herein, or a pharmaceutically acceptable salt thereof, is combined with four additional therapeutic agents. The two, three, four or more additional therapeutic agents can be different therapeutic agents selected from the same class of therapeutic agents, or they can
5 be selected from different classes of therapeutic agents. In a specific embodiment, a compound disclosed herein, or a pharmaceutically acceptable salt thereof, is combined with an HIV nucleoside or nucleotide inhibitor of reverse transcriptase and an HIV non-nucleoside inhibitor of reverse transcriptase. In another specific embodiment, a compound disclosed herein, or a pharmaceutically acceptable salt thereof, is combined with an HIV nucleoside or
10 nucleotide inhibitor of reverse transcriptase, and an HIV protease inhibiting compound. In a further embodiment, a compound disclosed herein, or a pharmaceutically acceptable salt thereof, is combined with an HIV nucleoside or nucleotide inhibitor of reverse transcriptase, an HIV non-nucleoside inhibitor of reverse transcriptase, and an HIV protease inhibiting compound. In an additional embodiment, a compound disclosed herein, or a pharmaceutically
15 acceptable salt thereof, is combined with an HIV nucleoside or nucleotide inhibitor of reverse transcriptase, an HIV non-nucleoside inhibitor of reverse transcriptase, and a pharmacokinetic enhancer. In another embodiment, a compound disclosed herein, or a pharmaceutically acceptable salt thereof, is combined with two HIV nucleoside or nucleotide inhibitor of reverse transcriptase.

20 In a particular embodiment, a compound disclosed herein, or a pharmaceutically acceptable salt thereof, is combined with abacavir sulfate, tenofovir, tenofovir disoproxil fumarate, tenofovir alafenamide, or tenofovir alafenamide hemifumarate.

In a particular embodiment, a compound disclosed herein, or a pharmaceutically acceptable salt thereof, is combined with tenofovir, tenofovir disoproxil
25 fumarate, tenofovir alafenamide, or tenofovir alafenamide hemifumarate.

In a particular embodiment, a compound disclosed herein, or a pharmaceutically acceptable salt thereof, is combined with a first additional therapeutic agent selected from the group consisting of: abacavir sulfate, tenofovir, tenofovir disoproxil fumarate, tenofovir alafenamide, and tenofovir alafenamide hemifumarate and a second
30 additional therapeutic agent selected from the group consisting of emtricitabine and lamivudine.

In a particular embodiment, a compound disclosed herein, or a pharmaceutically acceptable salt thereof, is combined with a first additional therapeutic agent selected from the group consisting of: tenofovir, tenofovir disoproxil fumarate, tenofovir alafenamide, and tenofovir alafenamide hemifumarate and a second additional therapeutic agent, wherein the second additional therapeutic agent is emtricitibine.

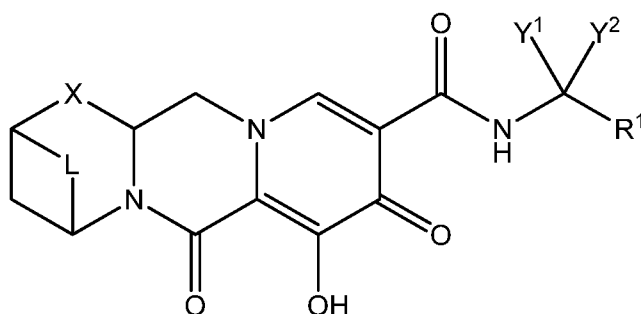
In certain embodiments, when a compound disclosed herein is combined with one or more additional therapeutic agents as described above, the components of the composition are administered as a simultaneous or sequential regimen. When administered sequentially, the combination may be administered in two or more administrations.

10 In certain embodiments, a compound disclosed herein is combined with one or more additional therapeutic agents in a unitary dosage form for simultaneous administration to a patient, for example as a solid dosage form for oral administration.

In certain embodiments, a compound disclosed herein is administered with one or more additional therapeutic agents. Co-administration of a compound disclosed herein with one or more additional therapeutic agents generally refers to simultaneous or sequential administration of a compound disclosed herein and one or more additional therapeutic agents, such that therapeutically effective amounts of the compound disclosed herein and one or more additional therapeutic agents are both present in the body of the patient.

Co-administration includes administration of unit dosages of the compounds disclosed herein before or after administration of unit dosages of one or more additional therapeutic agents, for example, administration of the compound disclosed herein within seconds, minutes, or hours of the administration of one or more additional therapeutic agents. For example, in some embodiments, a unit dose of a compound disclosed herein is administered first, followed within seconds or minutes by administration of a unit dose of one or more additional therapeutic agents. Alternatively, in other embodiments, a unit dose of one or more additional therapeutic agents is administered first, followed by administration of a unit dose of a compound disclosed herein within seconds or minutes. In some embodiments, a unit dose of a compound disclosed herein is administered first, followed, after a period of hours (e.g., 1-12 hours), by administration of a unit dose of one or more additional therapeutic agents. In other embodiments, a unit dose of one or more additional therapeutic agents is administered first, followed, after a period of hours (e.g., 1-12 hours), by administration of a unit dose of a compound disclosed herein.

The following Examples illustrate various methods of making compounds of this invention, *i.e.*, compound of Formula (I):



5

(I)

wherein R¹, X, W, Y¹, Y², or L are as defined above. It is understood that one skilled in the art may be able to make these compounds by similar methods or by combining other methods known to one skilled in the art. It is also understood that one skilled in the art would be able to make, in a similar manner as described below, other compounds of Formulas (I), (Ia), (Ib),
10 (Ic), (Id), (Ie), not specifically illustrated below by using the appropriate starting components and modifying the parameters of the synthesis as needed. In general, starting components may be obtained from sources such as Sigma Aldrich, Lancaster Synthesis, Inc., Maybridge, Matrix Scientific, TCI, and Fluorochem USA, etc. or synthesized according to sources known to those skilled in the art (see, for example, Advanced Organic Chemistry: Reactions,
15 Mechanisms, and Structure, 5th edition (Wiley, December 2000)) or prepared as described herein.

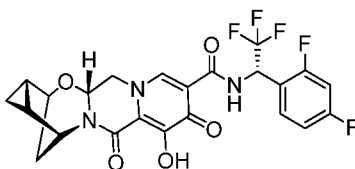
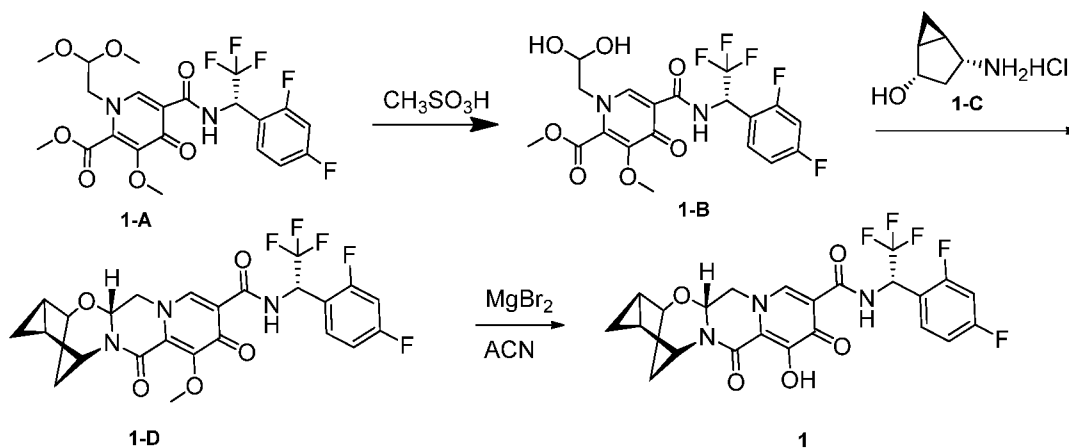
The following examples are provided for purposes of illustration, not limitation.

EXAMPLES

REPRESENTATIVE COMPOUNDS**Example 1**

Preparation of Compound 1

- 5 (1aS,2S,3aR,12R,12aR)-N-((S)-1-(2,4-difluorophenyl)-2,2,2-trifluoroethyl)-9-hydroxy-8,10-dioxo-1a,2,3a,4,8,10,12,12a-octahydro-1H-2,12-methanocyclopropa[e]pyrido[1',2':4,5]pyrazino[2,1-b][1,3]oxazepine-7-carboxamide

**1**Step 1

A 50-mL 1-neck round bottom flask was charged with reactant **1-A** (0.11 g, 0.22 mmol) in acetonitrile (1.5 mL) and acetic acid (0.2 mL) was treated with methanesulfonic acid (0.05 mL), sealed with a yellow cap, and heated to 70 °C. After 16 hours, the mixture was cooled to afford a crude solution of intermediate **1-B**. **LCMS-ESI⁺** (*m/z*): [*M*+*H*]⁺ calculated for C₁₈H₁₉F₂N₂O₇: 481; found: 481.

Step 2

The crude mixture from the previous step contains reactant **1-B** in acetonitrile (1.5 mL) and acetic acid (0.2 mL). **1-C** (WO2013090929A1, 0.032 g, 0.22 mmol) and K₂CO₃ (0.15 g, 1.1 mmol) were added to the reaction mixture. The reaction mixture was sealed and heated to 70 °C. After 3 hours, the reaction mixture was diluted with EtOAc (50 mL), washed with saturated NaHCO₃ and dried over Na₂SO₄. After concentration, the crude was purified by column chromatography on silica gel with hexane-EtOAc to obtain **1-D**. LCMS-ESI⁺ (*m/z*): [M+H]⁺ calculated for C₂₁H₂₀F₂N₃O₅: 526; found: 526.

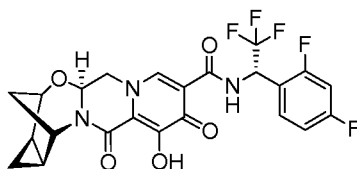
Step 3

A 50-mL 1-neck round bottom flask was charged with reactant **1-D** (0.02 g, 0.038 mmol) and magnesium bromide (0.02 g, 0.10 mmol) in acetonitrile (2 mL). The reaction mixture was heated to 50 °C. After 10 minutes, the reaction mixture was cooled to 0 °C and 1 N hydrochloric acid (0.5 mL) was added in. There were some solids formed and stuck on the flask wall. Add more water (~ 5 mL). The solid was filtrated and washed with water. Then the solid was transferred to the barcode vial and under lyophilization overnight to afford compound **1**. ¹H NMR (400 MHz, Chloroform-d) δ 12.38 (s, 1H), 11.25 (d, J = 9.3 Hz, 1H), 8.24 (s, 1H), 7.48 (q, J = 7.8 Hz, 1H), 7.06 - 6.69 (m, 2H), 6.30 - 5.98 (m, 1H), 5.85 (s, 1H), 4.18 (s, 1H), 3.93 (d, J = 34.6 Hz, 2H), 2.04 - 1.35 (m, 5H), 0.80 (d, J = 7.3 Hz, 1H), 0.63 - 0.43 (m, 1H). ¹⁹F NMR (377 MHz, Chloroform-d) δ -75.29 (t, J = 7.5 Hz, 3 F), -107.18 - -109.52 (m, 1F), -113.01 (m, 1F). LCMS-ESI⁺ (*m/z*): [M+H]⁺ calculated for C₂₁H₂₀F₂N₃O₅: 512.; found: 512.

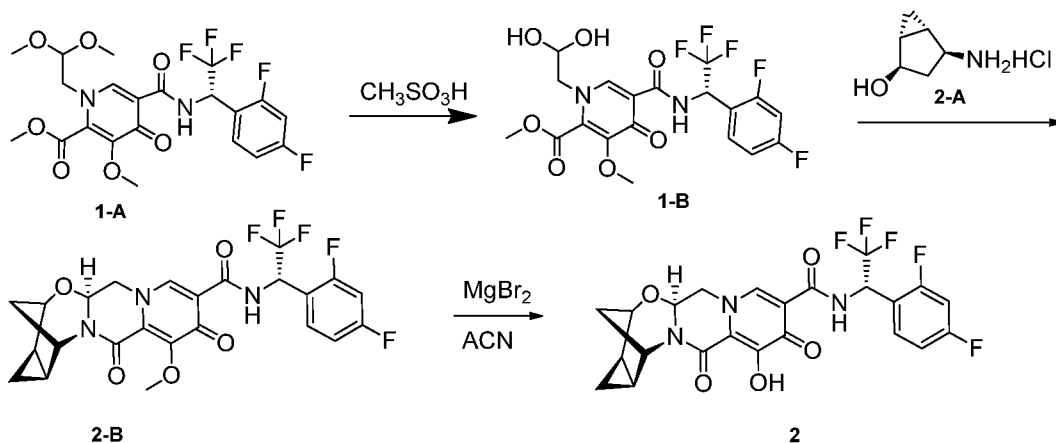
Example 2

Preparation of Compound 2

(1aR,2R,3aS,12S,12aS)-N-((S)-1-(2,4-difluorophenyl)-2,2,2-trifluoroethyl)-9-hydroxy-8,10-dioxo-1a,2,3a,4,8,10,12,12a-octahydro-1H-2,12-methanocyclopropa[e]pyrido[1',2':4,5]pyrazino[2,1-b][1,3]oxazepine-7-carboxamide



2

Step 1

5 A 50-mL 1-neck round bottom flask was charged with reactant **1-A** (0.11 g, 0.22 mmol) in acetonitrile (1.5 mL) and acetic acid (0.2 mL) was treated with methanesulfonic acid (0.05 mL), sealed with a yellow cap, and heated to 70 °C. After 16 hours, the mixture was cooled to afford a crude solution of intermediate **1-B**. **LCMS-ESI⁺** (m/z): $[M+H]^+$ calculated for $C_{18}H_{19}F_2N_2O_7$: 481; found: 481.

10 Step 2

The crude mixture from the previous step contains reactant **1-B** in acetonitrile (1.5 mL) and acetic acid (0.2 mL). **2-A** (0.032 g, 0.22 mmol) and K_2CO_3 (0.15 g, 1.1 mmol) were added to the reaction mixture. The reaction mixture was sealed and heated to 70 °C. After 3 hours, the reaction mixture was diluted with EtOAc (50 mL), washed with saturated
 15 $NaHCO_3$ and dried over Na_2SO_4 . After concentration, the crude was purified by column chromatography on silica gel with hexane-EtOAc to obtain **2-B**. **LCMS-ESI⁺** (m/z): $[M+H]^+$ calculated for $C_{21}H_{20}F_2N_3O_5$: 526; found: 526.

Step 3

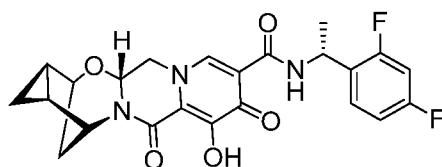
A 50-mL 1-neck round bottom flask was charged with reactant **2-B** (0.03 g, 0.058 mmol) and magnesium bromide (0.03 g, 0.15 mmol) in acetonitrile (2 mL). The reaction mixture was heated to 50 °C. After 10 minutes, the reaction mixture was cooled to 5 0 °C and 1 N hydrochloric acid (0.5 mL) was added in. There were some solid formed and stuck on the flask wall. Add more water (~ 5 mL). The solid was filtrated and washed with water. Then the solid was transferred to the barcode vial and under lyophilization overnight to afford compound **2**. ¹H NMR (400 MHz, Chloroform-d) δ 12.44 (s, 1H), 11.32 (d, J = 9.4 Hz, 1H), 8.29 (s, 1H), 7.81 - 7.39 (m, 1H), 7.19 - 6.67 (m, 2H), 6.42 - 6.04 (m, 1H), 5.94 (d, J = 9.3 Hz, 1H), 4.84 - 4.43 (m, 1H), 4.26 (d, J = 12.6 Hz, 1H), 4.02 (t, J = 10.5 Hz, 1H), 2.08 - 1.38 (m, 5H), 0.88 (q, J = 7.2 Hz, 1H), 0.60 (dd, J = 6.3, 3.3 Hz, 1H). ¹⁹F NMR (377 MHz, Chloroform-d) δ -75.25 (t, J = 6.5 Hz, 3 F), -106.94 - -109.63 (m, 1F), -112.11 (m, 1F). LCMS-ESI⁺ (m/z): [M+H]⁺ calculated for C₂₁H₂₀F₂N₃O₅: 512.; found: 512.

Example 3

15

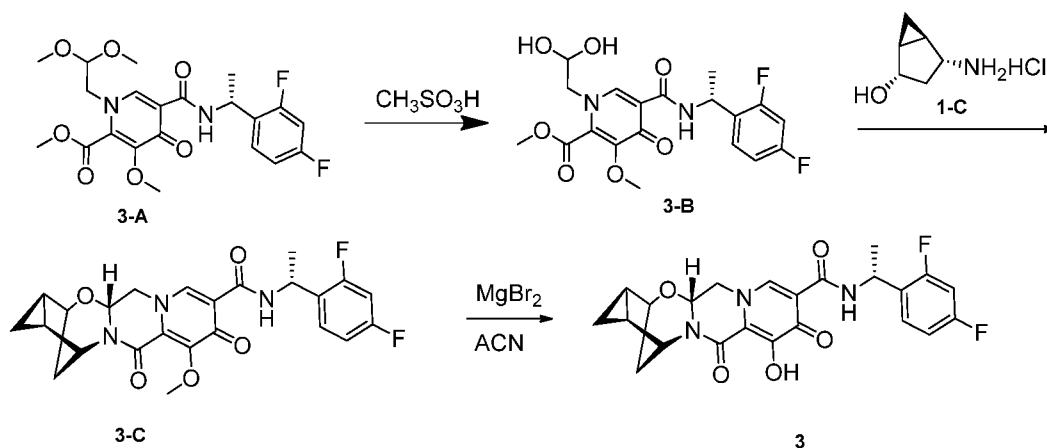
Preparation of Compound 3

(1aS,2S,3aR,12R,12aR)-N-((R)-1-(2,4-difluorophenyl)ethyl)-9-hydroxy-8,10-dioxo-1a,2,3a,4,8,10,12,12a-octahydro-1H-2,12-methanocyclopropa[e]pyrido[1',2':4,5]pyrazino[2,1-b][1,3]oxazepine-7-carboxamide



20

3



Step 1

A 50-mL 1-neck round bottom flask was charged with reactant **3-A** (0.11 g, 0.24 mmol) in acetonitrile (1.5 mL) and acetic acid (0.2 mL) was treated with 5 methanesulfonic acid (0.05 mL), sealed with a yellow cap, and heated to 70 °C. After 16 hours, the mixture was cooled to afford a crude solution of intermediate **3-B**. **LCMS-ESI⁺** (m/z): $[\text{M}+\text{H}]^+$ calculated for $\text{C}_{18}\text{H}_{19}\text{F}_2\text{N}_2\text{O}_7$: 427; found: 427.

Step 2

The crude mixture from the previous step contains reactant **3-B** in acetonitrile 10 (1.5 mL) and acetic acid (0.2 mL). **1-C** (0.036 g, 0.24 mmol) and K_2CO_3 (0.167 g, 1.2 mmol) were added to the reaction mixture. The reaction mixture was sealed and heated to 70 °C. After 3 hours, the reaction mixture was diluted with EtOAc (50 mL), washed with saturated NaHCO_3 and dried over Na_2SO_4 . After concentration, the crude was purified by column chromatography on silica gel with hexane-EtOAc to obtain **3-C**. **LCMS-ESI⁺** (m/z): $[\text{M}+\text{H}]^+$ 15 calculated for $\text{C}_{21}\text{H}_{20}\text{F}_2\text{N}_3\text{O}_5$: 472; found: 472.

Step 3

A 50-mL 1-neck round bottom flask was charged with reactant **3-C** (0.03 g, 0.058 mmol) and magnesium bromide (0.03 g, 0.15 mmol) in acetonitrile (2 mL). The reaction mixture was heated to 50 °C. After 10 minutes, the reaction mixture was cooled to 20 0 °C and 1 N hydrochloric acid (0.5 mL) was added in. There were some solid formed and

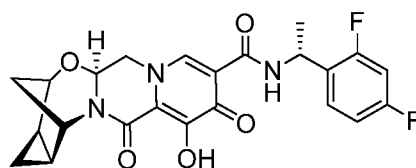
stuck on the flask wall. Add more water (~ 5 mL). The solid was filtrated and washed with water. Then the solid was transferred to the barcode vial and under lyophilization overnight to afford compound **3**. ¹H NMR (400 MHz, Chloroform-d) δ 12.35 (s, 1H), 10.57 (s, 1H), 8.26 (s, 1H), 7.61 - 7.28 (m, 1H), 7.00 - 6.65 (m, 2H), 5.89 (s, 1H), 5.45 (d, J = 10.2 Hz, 1H), 5.34 - 5.13 (m, 1H), 4.58 (d, J = 2.0 Hz, 1H), 4.20 (s, 1H), 4.02 (d, J = 7.2 Hz, 2H), 2.12 - 1.43 (m, 6H), 0.87 (d, J = 7.5 Hz, 1H), 0.60 (s, 1H).. ¹⁹F NMR (376 MHz, Methanol-d₄) δ -113.03 (m, 1F), -114.92 (m, 1F). LCMS-ESI⁺ (m/z): [M+H]⁺ calculated for C₂₁H₂₀F₂N₃O₅: 458.; found: 458.

Example 4

10

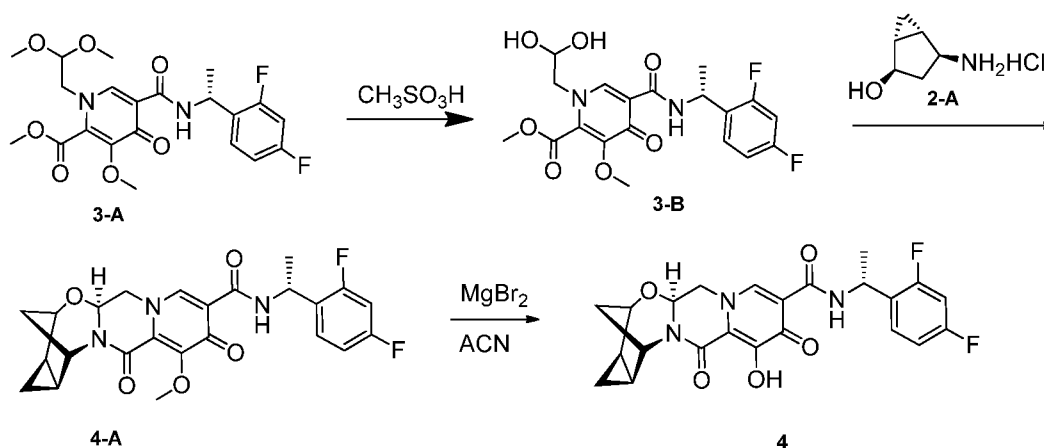
Preparation of Compound 4

(1aR,2R,3aS,12S,12aS)-N-((R)-1-(2,4-difluorophenyl)ethyl)-9-hydroxy-8,10-dioxo-1a,2,3a,4,8,10,12,12a-octahydro-1H-2,12-methanocyclopropa[e]pyrido[1',2':4,5]pyrazino[2,1-b][1,3]oxazepine-7-carboxamide



15

4



Step 1

A 50-mL 1-neck round bottom flask was charged with reactant **3-A** (0.11 g, 0.24 mmol) in acetonitrile (1.5 mL) and acetic acid (0.2 mL) was treated with methanesulfonic acid (0.05 mL), sealed with a yellow cap, and heated to 70 °C. After 16 5 hours, the mixture was cooled to afford a crude solution of intermediate **3-B**. LCMS-ESI⁺ (*m/z*): [M+H]⁺ calculated for C₁₈H₁₉F₂N₂O₇: 427; found: 427.

Steps 2

The crude mixture from the previous step contains reactant **3-B** in acetonitrile (1.5 mL) and acetic acid (0.2 mL). **2-A** (0.036 g, 0.24 mmol) and K₂CO₃ (0.167 g, 1.2 mmol) 10 were added to the reaction mixture. The reaction mixture was sealed and heated to 70 °C. After 3 hours, the reaction mixture was diluted with EtOAc (50 mL), washed with sat NaHCO₃ and dried over Na₂SO₄. After concentration, the crude was purified by column chromatography on silica gel with hexane-EtOAc to obtain **4-A**. LCMS-ESI⁺ (*m/z*): [M+H]⁺ calculated for C₂₁H₂₀F₂N₃O₅: 472; found: 472.

15 Steps 3

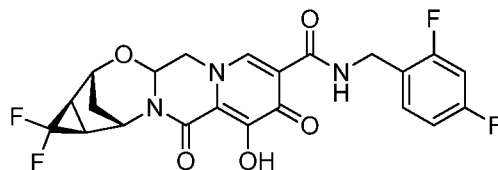
A 50-mL 1-neck round bottom flask was charged with reactant **4-A** (0.03 g, 0.058 mmol) and magnesium bromide (0.03 g, 0.15mmol) in acetonitrile (2 mL). The reaction mixture was heated to 50 °C. After 10 minutes, the reaction mixture was cooled to 0 °C and 1 N hydrochloric acid (0.5 mL) was added in. There were some solid formed and 20 stuck on the flask wall. Add more water (~ 5 mL). The solid was filtrated and washed with water. Then the solid was transferred to the barcode vial and under lyophilization overnight to afford compound **4**. ¹H NMR (400 MHz, Chloroform-d) δ 12.35 (s, 1H), 10.56 (s, 1H), 8.26 (s, 1H), 7.37 (s, 1H), 7.00 - 6.63 (m, 2H), 5.89 (s, 1H), 5.45 (d, J = 11.0 Hz, 1H), 5.34 - 5.00 (m, 1H), 4.58 (d, J = 2.4 Hz, 1H), 4.21 (s, 1H), 4.03 (s, 2H), 2.10 - 1.43 (m, 6H), 0.87 (d, 25 J = 7.5 Hz, 1H), 0.60 (s, 1H). ¹⁹F NMR (376 MHz, Chloroform-d) δ -113.00 (m, 1F), -115.00 (m, 1F). LCMS-ESI⁺ (*m/z*): [M+H]⁺ calculated for C₂₁H₂₀F₂N₃O₅: 458.; found: 458.

Example 5

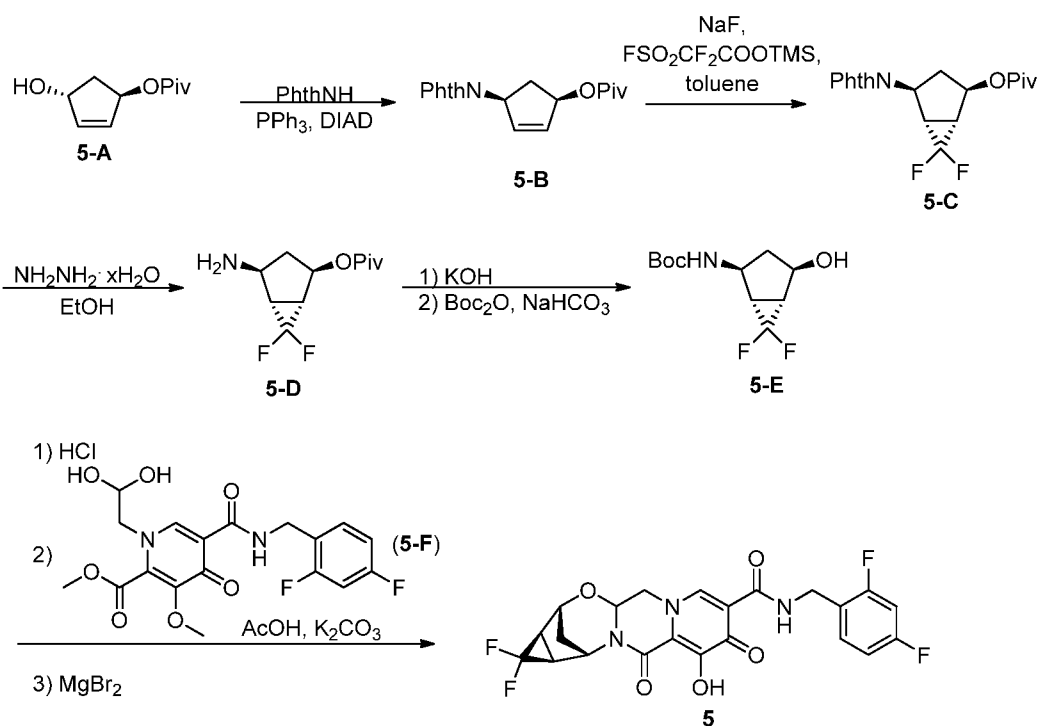
Preparation of Compound 5

(1aR,2R,12S,12aS)-N-(2,4-difluorobenzyl)-1,1-difluoro-9-hydroxy-8,10-dioxo-

5 1a,2,3a,4,8,10,12,12a-octahydro-1H-2,12-methanocyclopropa[e]pyrido[1',2':4,5]pyrazino[2,1-b][1,3]oxazepine-7-carboxamide



5



Step 1

10 A mixture of compound 5-A (1252 mg, 6.796 mmol), phthalimide (1631 mg, 11.09 mmol), and PPh₃ (3939 mg, 15.02 mmol) in THF (75 mL) was stirred at 0 °C bath as DIAD (3.0 mL, 15.24 mmol) was added. After addition, the mixture was stirred at room temperature. After 3 hours, the mixture was concentrated and the residue was triturated with ethyl ether (~100 mL) at 0 °C bath for 10 minutes before filtration. After the filtrate was

concentrated, the residue was dissolved in ethyl ether (~50 ml) again and the insoluble material was filtered off. The filtrate was concentrated, and the residue was purified by CombiFlash using hexanes-ethyl acetate as eluents to obtain compound **5-B**. ¹H NMR (400 MHz, CDCl₃) δ 7.91 - 7.75 (m, 2H), 7.75 - 7.64 (m, 2H), 6.06 (dt, J = 5.8, 2.0 Hz, 1H), 5.99 (dt, J = 5.7, 1.7 Hz, 1H), 5.64 (ddq, J = 7.4, 5.5, 1.6 Hz, 1H), 5.25 (tq, J = 6.7, 2.1 Hz, 1H), 2.90 (dt, J = 13.6, 8.1 Hz, 1H), 2.22 - 2.00 (m, 1H), 1.21 (d, J = 1.3 Hz, 9H).

Step 2

A mixture of compound **5-B** (750 mg, 2.394 mmol) and NaF (1.0 mg, 0.024 mmol) in toluene (1 mL) was stirred at 110 °C as FSO₂CF₂COOTMS (0.95 mL, 4.821 mmol) was added using syringe drive over 5 hours. The reaction mixture was treated with NaHCO₃ solution and the organic soluble material was extracted with CH₂Cl₂ (x 2). After the combined extracts were dried (Na₂SO₄) and concentrated, the residue was separated with Combiflash using hexanes-ethyl acetate as eluents to get partially pure compound **5-C** and the reactant.

The recovered reactant (577 mg) with NaF (1.0 mg, 0.024 mmol) in toluene (1 mL) was again stirred at 110 °C as FSO₂CF₂COOTMS (3 mL, 15.22 mmol) was added using syringe drive over 15 hours. The reaction mixture was worked up as described previously and the residue was purified by Combiflash using hexanes-ethyl acetate as eluents to get partially pure compound **5-C** (205 mg). Two partially pure compound **5-C** were combined and purified again by CombiFlash using hexanes- ethyl acetate as eluents to get compound **5-C**. ¹H NMR (400 MHz, CDCl₃) δ 7.95 - 7.81 (m, 2H), 7.82 - 7.67 (m, 2H), 5.26 (d, J = 6.5 Hz, 1H), 4.99 - 4.84 (m, 1H), 2.67 (ddd, J = 35.4, 14.5, 8.0 Hz, 3H), 2.13 - 1.91 (m, 1H), 1.15 (d, J = 0.9 Hz, 9H). ¹⁹F NMR (376 MHz, Chloroform-d) δ -126.81 (dt, J = 170.9, 14.5 Hz, 1 F), -129.43 - -130.54 (m, 0.15F), -137.42 - -138.86 (m, 0.15F), -148.12 (dt, J = 171.0, 4.2 Hz, 1 F), -150.85 ~ -152.25 (m, 0.15F).

Step 3

A solution of compound **5-C** (330 mg, 0.908 mmol) and hydrazine hydrate (0.18 mL, 3.7 mmol) in ethanol (10 mL) was stirred at 70 °C bath for 2 hours. After being cooled to room temperature, the mixture was diluted with ethyl ether (30 mL) and the solids

filtered off. After the filtrate was concentrated, the residue was triturated with CH₂Cl₂, and filtered off some solids present. After the filtrate was concentrated, compound **5-D** was obtained. ¹H NMR (400 MHz, CDCl₃) δ 5.29 - 5.24 (m, 1H), 3.65 - 3.51 (m, 1H), 2.41 - 2.09 (m, 4H), 1.93 - 1.52 (m, 2H), 1.21 (s, 9H). ¹⁹F NMR (376.1 MHz, CDCl₃) δ -124.67 (dt, J = 172.1, 15.1 Hz, 1F), -126.97 (d, J = 14.8 Hz, 0.1F), -129.38 (dt, J = 150.2, 11.8 Hz, 0.1F), -147.22 (dt, J = 172.2, 4.6 Hz, 1F), -155.11 (dd, J = 149.9, 2.6 Hz, 0.1F). LCMS-ESI⁺ (m/z): [M+H]⁺ calculated for C₁₁H₁₈F₂NO₂: 234.13; found: 233.9.

Step 4

A solution of compound **5-D** (205 mg, 0.879 mmol) in 1 N KOH (3 mL), THF (3 mL), and water (3 mL) was stirred at 50 °C for 16 hours before concentration to ~1/3 volume. The resulting solution was cooled to 0 °C and neutralized with 1N HCl (~3.2 mL). After the solution was diluted with saturated NaHCO₃ (3 mL) and THF (5 mL), the solution was stirred at 0 °C and as Boc₂O (613 mg, 2.809 mmol) was added. After 2 hours, additional Boc₂O (450 mg, 2.062 mmol) was added. After 1.5 hours more at 0 °C, the mixture was diluted with water and extracted with ethyl acetate (x 2). The extracts were washed with water (x 1), combined, dried (Na₂SO₄), and concentrated. The residue was purified by CombiFlash using hexanes- ethyl acetate as eluents to get compound **5-E**. ¹H NMR (400 MHz, CDCl₃) δ 5.27 (br, 1H), 4.51 - 4.38 (d, J = 7.4 Hz, 1H), 4.17 (d, J = 7.4 Hz, 1H), 2.88 (br, 1H), 2.24 (m, 3H), 1.84 - 1.70 (m, 1H), 1.44 (s, 9H). ¹⁹F NMR (376.1 MHz, CDCl₃) δ -125.18 (d, J = 172.5 Hz, 1F), -147.57 (d, J = 171.8 Hz, 1F). LCMS-ESI⁺ (m/z): [M+H]⁺ calculated for C₁₁H₁₈F₂NO₂: 234.13; found: 233.9.

Step 5

A solution of compound **5-E** (173 mg, 0.694 mmol) in CH₂Cl₂ (2 mL) was stirred at room temperature as 4 N HCl in dioxane (2 mL) was added. After 1 hour, additional 4 N HCl in dioxane (2 mL) was added and the resulting mixture was stirred at room temperature for 1 hour. The mixture was concentrated and the residue was co-evaporated with toluene (x 1) before drying in high vacuum for 1 hour.

A mixture of the resulting residue, compound **5-F** (285 mg, 0.691 mmol), and K₂CO₃ (191 mg, 1.382 mmol) in MeCN (2.7 mL) and AcOH (0.3 mL) was stirred at 90 °C

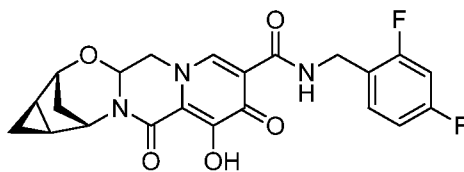
bath. After 2 hours, the reaction mixture was stirred at 0 °C, quenched with 1 N HCl (~ 4 mL), and diluted with water before extraction with CH₂Cl₂ (x 3). The combined extracts were dried (Na₂SO₄), and concentrated. The residue was purified by preparative HPLC to get 67 mg of the partially purified cyclic product.

5 To a solution of the partially purified cyclic product in MeCN (3 mL) was added MgBr₂ (65 mg, 0.353 mmol) and the resulting mixture was stirred at 50 °C for 1 hour, and cooled to 0 °C before addition of 1 N HCl. After the mixture was diluted with water, the product was extracted with CH₂Cl₂ (x 3) and the combined extracts were dried (Na₂SO₄), and concentrated. The residue was purified by preparative HPLC and the product containing
 10 fraction was freeze-dried to get compound **5** as a 1:1 mixture with TFA. ¹H NMR (400 MHz, CDCl₃) δ 10.48 (t, *J* = 6.0 Hz, 1H), 8.49 (s, 1H), 7.43 - 7.29 (m, 1H), 6.91 - 6.73 (m, 2H), 5.80 (dd, *J* = 9.8, 4.0 Hz, 1H), 5.47 (t, *J* = 3.6 Hz, 1H), 4.80 (s, 1H), 4.72 - 4.52 (m, 2H), 4.35 (dd, *J* = 13.0, 4.1 Hz, 1H), 4.09 (dd, *J* = 12.9, 9.8 Hz, 1H), 2.50 (dd, *J* = 14.7, 7.3 Hz, 1H), 2.40 - 2.29 (m, 1H), 2.11 (dq, *J* = 13.9, 3.4 Hz, 1H), 2.03 - 1.89 (m, 1H). ¹⁹F NMR (376.1
 15 MHz, CDCl₃) δ -76.38 (s, 3F), -111.32 (p, *J* = 7.8 Hz, 1F), -114.54 (q, *J* = 8.6 Hz, 1F), -117.70 (dt, *J* = 174.1, 14.5 Hz, 1F), -139.72 ~ -142.02 (m, 1F). LCMS-ESI⁺ (*m/z*): [M+H]⁺ calculated for C₂₂H₁₈F₄N₃O₅: 480.12; found: 480.2.

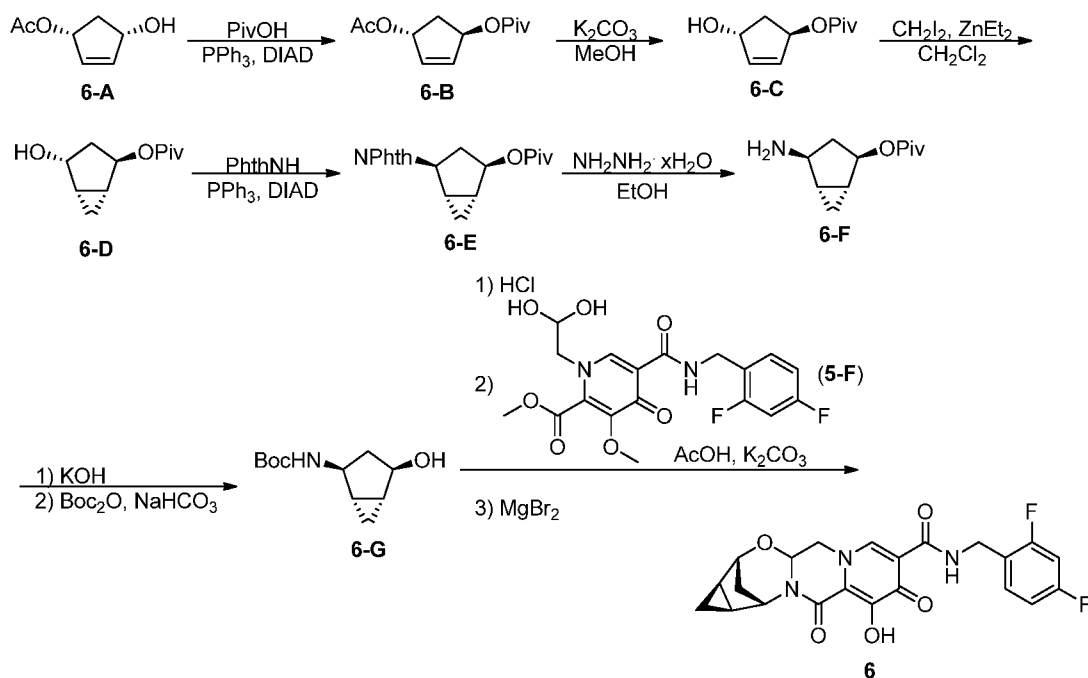
Example 6

Preparation of Compound 6

20 (1aR,2R,3aS,12S,12aS)-N-(2,4-difluorobenzyl)-9-hydroxy-8,10-dioxo-1a,2,3a,4,8,10,12,12a-octahydro-1H-2,12-methanocyclopropa[e]pyrido[1',2':4,5]pyrazino[2,1-b][1,3]oxazepine-7-carboxamide



6



Step 1

To a solution of compound **6-A** (4.272 g, 30.053 mmol), PPh₃ (15.785 g, 60.18 mmol), and pivaloic acid (3.5 mL, 30.446 mmol) in THF (200 mL) was stirred at 0 °C as diisopropyl azodicarboxylate (11.9 mL, 60.439 mmol) was added over 5 min. After 10 min, the mixture was warmed to room temperature and stirred for 30 min. The mixture was concentrated and resulting syrup was dissolved in ethyl ether. After the mixture was filtered and the filtrate was concentrated, the residue was purified by CombiFlash to obtain compound **6-B**. ¹H NMR (400 MHz, CDCl₃) δ 6.11 (s, 2H), 5.80 (m, 2H), 2.29 – 2.11 (m, 2H), 2.04 (s, 3H), 1.17 (s, 9H).

Step 2

A suspension of compound **6-B** (4.875 g, 21.545 mmol) and K₂CO₃ (3.265 g, 23.623 mmol) in methanol (100 mL) was stirred at room temperature for 2 hours. After the reaction mixture was diluted with CH₂Cl₂ (~150 mL), the mixture was filtered and the filtrate was concentrated. The residue was triturated with CH₂Cl₂ and the supernatant was purified by CombiFlash to obtain compound **6-C**. ¹H NMR (400 MHz, CDCl₃) δ 6.11 (br d, *J* = 5.7 Hz, 1H), 6.02 (br d, *J* = 5.7 Hz, 1H), 5.82 – 5.72 (m, 1H), 5.14 – 4.98 (m, 1H), 2.28 – 2.06 (m, 2H), 1.57 (s, 1H), 1.17 (s, 9H).

Step 3

A solution of compound **6-C** (1.503 g, 8.158 mmol) in CH₂Cl₂ (50 mL) was stirred at 0 °C as 1 M solution of ZnEt₂ in toluene (9 mL) was added. After 15 min, CH₂I₂ (1.45 mL, 18 mmol) followed by 1 M solution of ZnEt₂ in toluene (9 mL) were added. After 5 the mixture was stirred for 30 min, additional CH₂I₂ (1.45 mL, 18 mmol) was added. After 30 min, the mixture was warmed to room temperature and stirred for 2 hours before additional 1 M solution of ZnEt₂ in toluene (9 mL) and CH₂I₂ (1.45 mL, 18 mmol) were added. The resulting mixture was stirred at room temperature for 18 hours. The reaction mixture was poured into 0 °C cold saturated NH₄Cl and the product was extracted with ethyl acetate (x 2). 10 The combined extracts were dried (Na₂SO₄), and concentrated before purification by CombiFlash to get compound **6-D**. ¹H NMR (400 MHz, CDCl₃) δ 5.12 (d, *J* = 5.2 Hz, 1H), 4.78 (td, *J* = 8.3, 4.6 Hz, 1H), 2.00 – 1.87 (m, 1H), 1.75 – 1.65 (m, 1H), 1.56 (s, 1H), 1.51 (m, 1H), 1.38 (m, 1H), 1.19 (s, 9H), 0.58 (m, 2H).

Step 4

15 A mixture of compound **6-D** (1291 mg, 6.512 mmol) and PPh₃ (3794 mg, 14.47 mmol) in THF (70 mL) was stirred at 0 °C bath as DIAD (2.9 mL, 14.73 mmol) was added. After addition, the mixture was stirred at 0 °C for 30 min and then at room temperature overnight. The mixture was concentrated to syrup and dissolved in ether (~70 mL) and stirred at 0 °C bath for ~1 hour before filtration. After the filtrate was concentrated, 20 the residue was purified by CombiFlash using hexanes-ethyl acetate as eluents to obtain compound **6-E**. ¹H NMR (400 MHz, Chloroform-*d*) δ 7.81 (dd, *J* = 5.4, 3.0 Hz, 2H), 7.70 (dd, *J* = 5.5, 3.0 Hz, 2H), 5.15 (d, *J* = 5.8 Hz, 1H), 4.70 – 4.57 (m, 1H), 2.24 ~ 2.08 (m, 2H), 1.92 (dt, *J* = 8.6, 4.4 Hz, 1H), 1.84 (d, *J* = 16.3 Hz, 1H), 1.05 (s, 9H), 0.81 (tdd, *J* = 8.6, 5.9, 1.3 Hz, 1H), 0.11 (dt, *J* = 6.0, 4.0 Hz, 1H).

25 Step 5

A solution of compound **6-E** (890 mg, 2.719 mmol) and hydrazine hydrate (0.53 mL, 10.89 mmol) in ethanol (15 mL) was stirred at 70 °C bath for 2 hours. After cooled to room temperature, the mixture was diluted with ethyl ether (50 mL) and the resulting

mixture was stirred at 0 °C bath for 1 hour before filter the solids. After the filtrate was concentrated, the residue was triturated with CH₂Cl₂, and filtered off some solids present. After the filtrate was concentrated, compound **6-F** was obtained. ¹H NMR (400 MHz, CDCl₃) δ 5.15 (d, *J* = 5.2 Hz, 1H), 3.33 (d, *J* = 6.2 Hz, 1H), 1.90 (br, 2H), 1.77 (dt, *J* = 15.8, 5.7 Hz, 1H), 1.64 - 1.55 (m, 2H), 1.55 - 1.47 (m, 1H), 1.20 (s, 9H), 0.60 - 0.48 (m, 1H), -0.01 (dt, *J* = 5.9, 3.8 Hz, 1H).

Step 6

A solution of compound **6-F** (522 mg, 2.646 mmol) in 1 N KOH (9.1 mL), THF (9 mL), and water (9 mL) was stirred at 50 °C for 15 hours and at 70 °C for 7 hours before concentration to ~1/3 volume. The resulting solution was cooled to 0 °C and neutralized with 1N HCl (~9.2 mL). After the solution was diluted with saturated NaHCO₃ (10 mL) and THF (10 mL), the solution was stirred at 0 °C and as Boc₂O (1846 mg, 8.412 mmol) was added. After 1 hour, the mixture was warmed to room temperature and stirred for 15 hours before addition of Boc₂O (1846 mg, 8.412 mmol). After 6 hours, the mixture was diluted with water and extracted with ethyl acetate (x 2). The extracts were washed with water (x 1), combined, dried (Na₂SO₄), and concentrated. The residue was purified by CombiFlash using hexanes- ethyl acetate as eluents to get compound **6-G**. ¹H NMR (400 MHz, CDCl₃) δ 5.3 (br, 1H), 4.26 (d, *J* = 4.4 Hz, 1H), 4.03 (d, *J* = 6.3 Hz, 1H), 2.5 (br, 1H), 1.64 (ddd, *J* = 15.5, 6.4, 4.6 Hz, 1H), 1.59 - 1.49 (m, 3H), 1.42 (s, 9H), 0.60 - 0.37 (m, 1H), -0.08 (dt, *J* = 5.9, 3.7 Hz, 1H).

Step 7

A solution of compound **6-G** (457 mg, 2.143 mmol) in CH₂Cl₂ (5.5 mL) was stirred at room temperature as 4 N HCl in dioxane (5.5 mL) was added. After 1 hour, additional 4 N HCl in dioxane (5.5 mL) was added and the resulting mixture was stirred at room temperature for 1 hour. The mixture was concentrated and the residue was dried in high vacuum overnight.

A mixture of the resulting residue (320 mg), compound **5-F** (881 mg, 2.137 mmol), and K₂CO₃ (592 mg, 4.183 mmol) in MeCN (10 mL) and AcOH (1 mL) was stirred

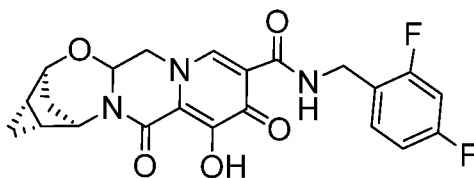
at 65 °C bath. After 3 hours, the reaction mixture was stirred at 0 °C, quenched with 1 N HCl (~ 2 mL), and diluted with water before extraction with CH₂Cl₂ (x 3). The combined extracts were dried (Na₂SO₄), and concentrated. The residue was purified by CombiFlash (40 g column) using hexanes – ethyl acetate - 20% MeOH/ ethyl acetate as eluents to get 433 mg of the partially purified cyclic product.

To a solution of the partially purified cyclic product in MeCN (5 mL) was added MgBr₂ (453 mg, 2.46 mmol) and MeCN (2 mL) at room temperature. The resulting mixture was stirred at 50 °C for 20 min, and cooled to 0 °C before addition of 1 N HCl. After the mixture was diluted with water, the product was extracted with CH₂Cl₂ (x 3) and the combined extracts were dried (Na₂SO₄), and concentrated. The residue was purified by CombiFlash using CH₂Cl₂-20%MeOH/CH₂Cl₂ as eluents. After the combined product containing fractions were concentrated, the residue was triturated with MeCN (5 mL) for 15 min, filtered, and the solids collected were dried in vacuum to obtain compound **6**. ¹H NMR (400 MHz, CDCl₃) δ 10.51 (t, *J* = 6.0 Hz, 1H), 8.47 (s, 1H), 7.40 – 7.29 (m, 1H), ~7 (br, 1H), 6.90 – 6.76 (m, 2H), 5.94 (dd, *J* = 9.8, 4.0 Hz, 1H), 5.21 (d, *J* = 3.8 Hz, 1H), 4.63 (dd, *J* = 5.9, 2.7 Hz, 2H), 4.61 – 4.53 (m, 1H), 4.32 (dd, *J* = 13.0, 4.1 Hz, 1H), 4.04 (dd, *J* = 12.9, 9.9 Hz, 1H), 1.86 – 1.64 (m, 2H), 1.61 (p, *J* = 4.0 Hz, 1H), 1.52 (dt, *J* = 13.6, 3.4 Hz, 1H), 0.87 (q, *J* = 7.5 Hz, 1H), 0.60 (dt, *J* = 6.7, 3.4 Hz, 1H). ¹⁹F NMR (376.1 MHz, CDCl₃) δ -76.43 (s, 3F), -111.61 (p, *J* = 7.7 Hz, 1F), -114.58 (q, *J* = 8.5 Hz, 1F). LCMS-ESI⁺ (*m/z*): [M+H]⁺ calculated for C₂₂H₂₀F₂N₃O₅: 444.14; found: 444.2.

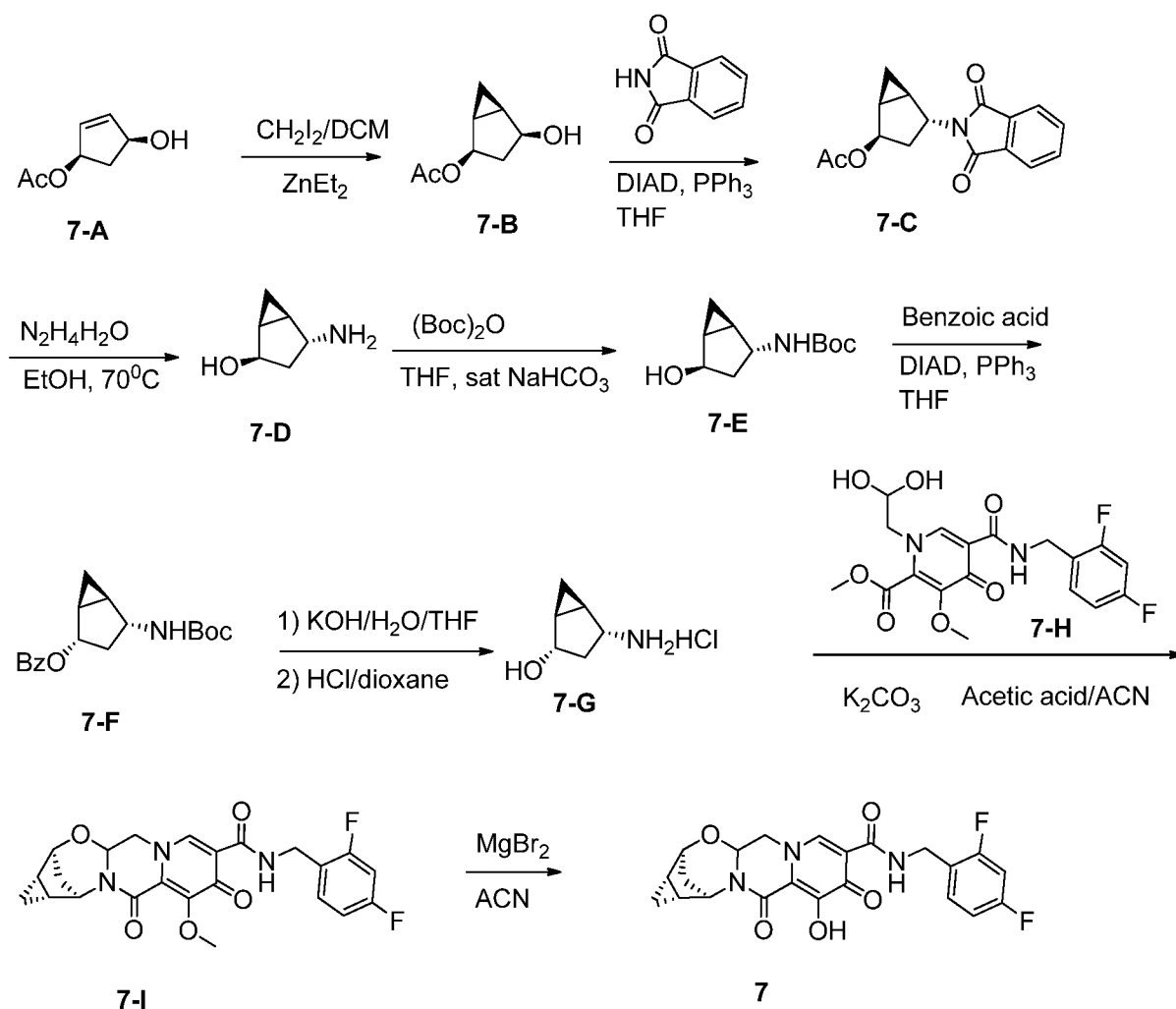
Example 7

Preparation of Compound 7

(1a*S*,2*S*,3a*R*,12*R*,12a*R*)-N-(2,4-difluorobenzyl)-9-hydroxy-8,10-dioxo-1a,2,3a,4,8,10,12,12a-octahydro-1*H*-2,12-methanocyclopropa[*e*]pyrido[1',2':4,5]pyrazino[2,1-*b*][1,3]oxazepine-7-carboxamide



7



5 Step 1

A 500-mL 1-neck round bottom flask was charged with reactant **7-A** (5.0 g, 35 mmol) and DCM (100 ml). The reaction mixture was cooled to 0°C with stirring. 1 N diethylzinc in hexane (39 ml) was added to the reaction mixture slowly. The reaction mixture was stirred at 0°C for 15 minutes. Diiodomethane (4.25 mL) was added followed by 1N diethylzinc in hexane (39 mL). After stirring another 15 minutes, additional diiodomethane (4.25 ml) was added to the reaction mixture. Then the reaction mixture was warmed to room temperature and stirred for overnight. The reaction mixture was poured onto a cold aqueous solution of NH_4Cl and extracted with ethyl acetate. The organic layer was dried and evaporated in vacuo. The residue was purified by column chromatography on silica gel with

hexane-EtOAc to afford **7-B**. ¹H NMR (400 MHz, Chloroform-d) δ 5.34 - 5.02 (m, 1H), 4.45 (ddd, J = 8.7, 7.7, 4.7 Hz, 1H), 2.31 (dt, J = 13.4, 7.8 Hz, 1H), 2.02 (s, 3H), 1.84 - 1.59 (m, 2H), 1.25 - 1.07 (m, 2H), 0.92 (dt, J = 5.4, 3.9 Hz, 1H), 0.54 (td, J = 7.7, 5.5 Hz, 1H).

5 Step 2

A 500-mL 1-neck round bottom flask was charged with reactant **7-B** (5.5 g, 35 mmol), triphenylphosphine (20.3 g, 77 mmol), phthalimide (8.3 g, 56 mmol) and THF (200 ml). The reaction mixture was cooled to 0 °C with stirring. Diisopropyl azodicarboxylate (DIAD) (15.3 ml, 77 mmol) was added to the reaction mixture slowly. The reaction mixture was stirred at room temperature overnight. The reaction mixture was concentrated down, re-dissolved in ether and stirred at 0 °C for 10 minutes. Solid (triphenylphosphine oxide) was filtered away. The filtrate was concentrated and purified by column chromatography on silica gel with hexane-EtOAc to obtain **7-C**. ¹H NMR (400 MHz, Acetonitrile-d₃) δ 8.06 - 7.61 (m, 4H), 5.84 (d, J = 5.1 Hz, 1H), 4.88 - 4.50 (m, 1H), 2.29 (dd, J = 15.1, 8.7 Hz, 1H), 2.01 (s, 3H), 1.98 (m, 1H), 1.94 (d, J = 2.4 Hz, 1H), 1.49 (m, 1H), 0.68 (td, J = 8.2, 5.5 Hz, 1H), 0.56 (s, 1H).

Steps 3 and 4

A 250-mL 1-neck round bottom flask was charged with reactant **7-C** (1.0 g, 3.5 mmol), hydrazine monohydrate (~2ml) and EtOH (20 ml). The reaction mixture was stirred at 70 °C for 30 minutes. The reaction mixture was concentrated under high vacuum for 1 hour to afford **7-D**. The crude reaction mixture was re-dissolved in THF (20 mL). Saturated NaHCO₃ (20 mL) and di-tert-butyl dicarbonate (8g, 36.7 mmol) were added and the reaction mixture was stirred over 24 hours. The reaction mixture was extracted with EtOAc (2 x 100 mL) and dried over Na₂SO₄. After concentration, the crude was purified by column chromatography on silica gel with hexane-EtOAc to obtain **7-E**. ¹H NMR (400 MHz, Chloroform-d) δ 4.63 (td, J = 8.3, 4.6 Hz, 1H), 4.01 - 3.81 (m, 1H), 2.17 (s, 1H), 1.81 (dd, J = 14.4, 7.8 Hz, 1H), 1.55 (ddt, J = 8.0, 5.6, 4.2 Hz, 1H), 1.39 (s, 9H), 1.38 - 1.31 (m, 2H), 0.68 - 0.33 (m, 2H).

Step 5

A 100-mL 1-neck round bottom flask was charged with reactant **7-E** (0.5 g, 2.34 mmol), triphenylphosphine (1.35g, 5.1mmol), benzoic acid (0.46g, 3.8m mol) and THF (20 ml). The reaction mixture was cooled to 0 °C with stirring. DIAD (1.01 ml, 5.1 mmol) was added to the reaction mixture slowly. The reaction mixture was stirred at room temperature for overnight. The reaction mixture was concentrated down, re-dissolved in ether and stirred at 0 °C for 10 minutes. Solid (triphenylphosphine oxide) was filtered away. The crude was purified was purified by column chromatography on silica gel with hexane-EtOAc to obtain **7-F**. ¹H NMR (400 MHz, Chloroform-d) δ 8.16 - 7.77 (m, 2H), 7.58 (dd, J = 7.1, 1.6 Hz, 1H), 7.54 - 7.36 (m, 2H), 4.99 - 4.76 (m, 1H), 4.02 (dt, J = 8.7, 3.2 Hz, 1H), 1.70 (d, J = 3.3 Hz, 1H), 1.62 (ddd, J = 8.7, 5.1, 3.6 Hz, 1H), 1.53 - 1.44 (m, 1H), 1.30 (s, 9H), 0.96 (dd, J = 6.3, 2.6 Hz, 2H), 0.63 - 0.47 (m, 1H), 0.00 (dd, J = 6.3, 3.4 Hz, 1H).

Step 6

A 100-mL 1-neck round bottom flask was charged with **7-F** (0.7 g, 2.2 mmol), THF (10 mL) and MeOH (5 mL). 1 N KOH (4.4 mL) was added to the reaction mixture. The reaction mixture was stirred at room temperature for 30 minutes. After acidification with 1 N HCl to pH = 4, the reaction mixture was extracted with EtOAc (2x 50 ml). The combined organic layers were dried by Na₂SO₄. After concentration, the crude was purified by column chromatography on silica gel with hexane-EtOAc to obtain the Boc protected product. The Boc protected product in DCM was stirred at room temperature as 5.5 mL of 4 N HCl in dioxane was added in. After stirred at room temperature for 2 hours, the reaction mixture was concentrated and the residue was dried under high vacuum for overnight. The resulting **7-G** was used for the next reaction without further purification.

Step 7

A 100-mL 1-neck round bottom flask was charged with **7-G** (0.22 g, 1.47 mmol), H (0.60 g, 1.47 mmol), potassium carbonate (0.40 g, 2.90 mmol), acetic acid (0.71 g, 11.83 mmol) and acetonitrile (10 mL). The reaction mixture was stirred at 65 °C bath for 2 hours. After cooling to room temperature, the reaction mixture was diluted with EtOAc (100 mL), washed with saturated NaHCO₃ and dried over Na₂SO₄. After concentration, the crude

was purified by column chromatography on silica gel with hexane-EtOAc to obtain **7-I**.
[M+H]⁺ calculated for C₂₁H₂₀F₂N₃O₅: 458.; found: 458.

Step 8

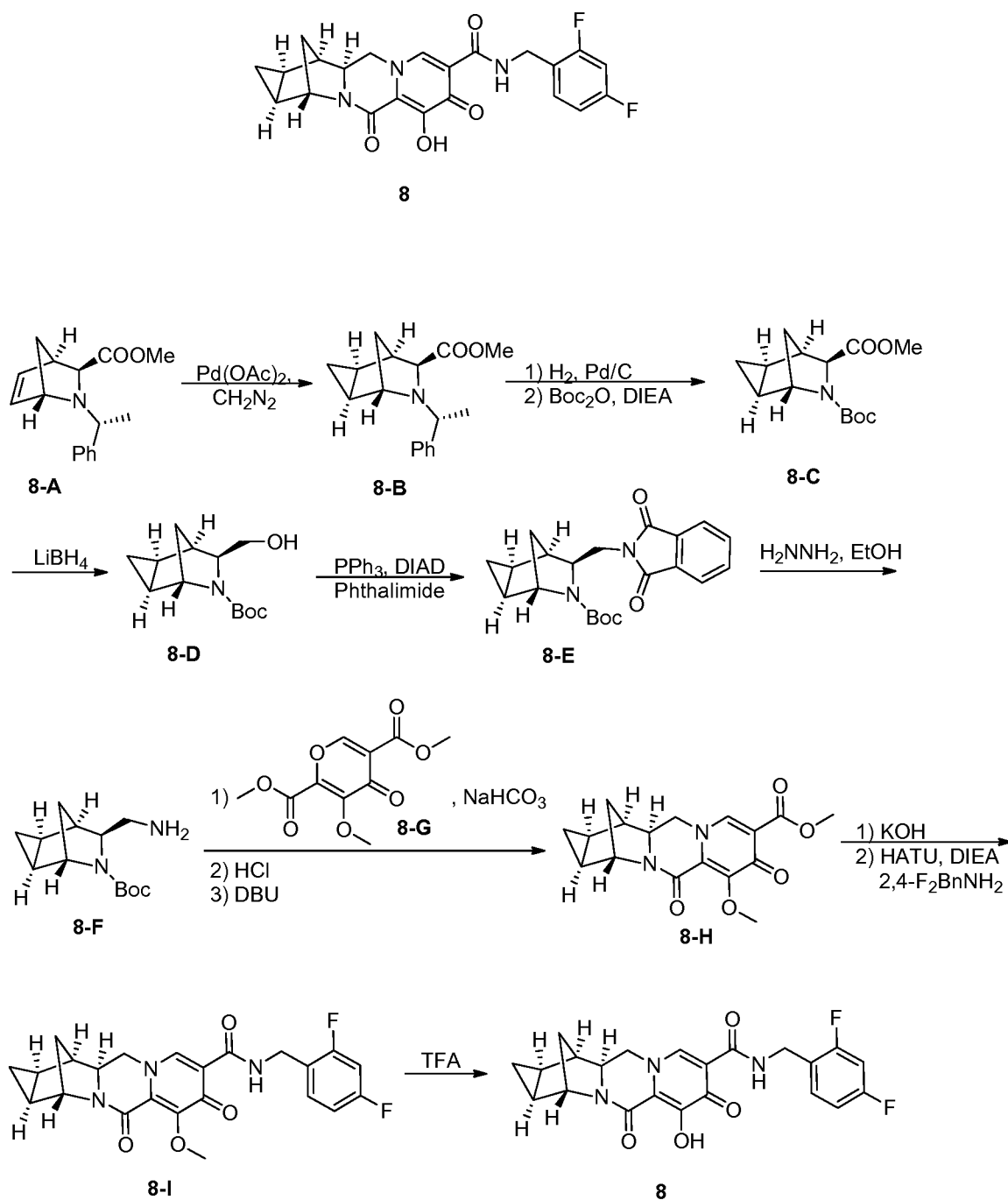
5 A 50-mL 1-neck round bottom flask was charged with **7-I** (0.20 g, 0.44 mmol), magnesium bromide (0.21 g, 1.14 mmol) and acetonitrile (5 mL). The resulting mixture was stirred at 50 °C for 10 minutes. Then the mixture was stirred at 0 °C bath and 1 N HCl (~4 mL) was added, followed by addition of water (~ 5 mL). The solid was filtered and washed with water. After drying under high vacuum overnight, compound **7** was
10 obtained. ¹H NMR (400 MHz, Chloroform-d) δ 12.33 (s, 1H), 10.36 (s, 1H), 8.29 (s, 1H), 7.44 - 7.30 (m, 1H), 6.89 - 6.66 (m, 2H), 5.89 (d, J = 10.0 Hz, 1H), 5.25 - 5.13 (m, 1H), 4.75 - 4.43 (m, 3H), 4.20 (s, 1H), 4.10 - 3.84 (m, 1H), 1.90 - 1.30 (m, 4 H), 0.86 (t, J = 7.5 Hz, 1H), 0.58 (dd, J = 6.6, 3.3 Hz, 1H). ¹⁹F NMR (376 MHz, Chloroform-d) δ -112.30 , -114.74 .
[M+H]⁺ calculated for C₂₁H₂₀F₂N₃O₅: 444; found: 444.

15

Example 8

Preparation of Compound **8**

(1aS,2S,10aS,11R,11aR)-N-(2,4-difluorobenzyl)-5-hydroxy-4,6-dioxo-
1a,2,4,6,10,11,11a-octahydro-1H-2,11-methanocyclopropa[4,5]pyrido[1,2-a]pyrido[1,2-
d]pyrazine-7-carboxamide



Step 1

A mixture of the compound **8-A** (1.002 g, 3.894 mmol) and $\text{Pd}(\text{OAc})_2$ (15.0 mg, 0.067 mmol) in ether (15 mL) was stirred at 0°C as diazomethane in ether (10 mL) was added over ~3 min. After 30 min at 0°C , additional diazomethane in ether (10 mL) was added and the mixture was stirred at 0°C for 30 min. The mixture was filtered through celite pad and concentrated. The residue was purified by Combiflash (40 g column) using

hexanes-ethyl acetate as eluents to provide compound **8-B**. ^1H NMR (400 MHz, Chloroform- d) δ 7.35 - 7.28 (m, 2H), 7.26 - 7.21 (m, 2H), 7.21 - 7.14 (m, 1H), 3.82 (d, J = 1.8 Hz, 1H), 3.78 (q, J = 6.7 Hz, 1H), 3.28 (s, 3H), 2.64 (s, 1H), 2.44 (d, J = 2.0 Hz, 1H), 1.63 (d, J = 11.1 Hz, 1H), 1.48 (m, 1H), 1.46 (d, J = 6.5 Hz, 3H), 1.08 (d, J = 11.1 Hz, 1H), 1.01 (t, J = 6.9 Hz, 1H), 0.54 (dt, J = 6.1, 3.0 Hz, 1H), 0.18 (q, J = 7.0 Hz, 1H). LCMS-ESI $^+$ (m/z): $[\text{M}+\text{H}]^+$ calculated for $\text{C}_{17}\text{H}_{22}\text{NO}_2$: 272.17; found: 272.1.

Step 2

A mixture of compound **8-B** (3720 mg, 11.7 mmol) and 10% Pd/C (711 mg) in EtOH (60 mL) was stirred under H_2 atmosphere. After 20 hours, the mixture was filtered through celite and the filtrate was concentrated, and the residue was used for the Boc protection. LCMS-ESI $^+$ (m/z): $[\text{M}+\text{H}]^+$ calculated for $\text{C}_9\text{H}_{14}\text{NO}_2$: 168.10; found: 168.0.

The residue was stirred in THF (50 mL) at room temperature as Boc_2O (6.00 g, 27.49 mmol) and DIEA (6 mL, 34.45 mmol) were added. After ~30 min, the reaction mixture was concentrated to ~1/3 volume, diluted with ethyl acetate, and washed with water (twice). After the aqueous fractions were extracted with ethyl acetate, the organic fractions were combined, dried (Na_2SO_4) and concentrated. The residue was purified by CombiFlash (120 g column) using hexanes - ethyl acetate as eluents to obtain compound **8-C**. ^1H NMR (400 MHz, Chloroform- d) δ 4.39 (s, 0.5H), 4.25 (s, 0.5H), 3.86 (s, 0.5H), 3.77 (s, 0.5H), 3.73 (s, 1.5H), 3.71 (s, 1.5H), 2.74 (m, 1H), 1.48 (s, 4.5H), 1.44 - 1.42 (m, 1H), 1.41 (s, 4.5H), 1.36 - 1.21 (m, 1H), 1.06 (m, 2H), 0.50 (dt, J = 5.9, 3.0 Hz, 1H), 0.27 (qd, J = 7.2, 2.8 Hz, 1H). LCMS-ESI $^+$ (m/z): $[\text{M}+\text{H}]^+$ calculated for $\text{C}_{14}\text{H}_{22}\text{NO}_4$: 268.15; found: 267.7.

Step 3

A solution of compound **8-C** (400 mg, 1.496 mmol) in THF (3 mL) was stirred at 0 °C as 2.0 M LiBH_4 in THF (1.5 mL) was added. After 5 min, the mixture was stirred at room temperature. After 66 hours, the reaction mixture was diluted with ethyl acetate and added water slowly. After two phases were separated, the aqueous fraction was extracted with ethyl acetate and the two organic fractions were washed with water, combined, dried (Na_2SO_4), and concentrated. The residue was purified by CombiFlash (40 g column) using hexanes - ethyl acetate as eluents to yield compound **8-D**. ^1H NMR (400 MHz,

Chloroform-d) δ 4.14 (dd, $J = 2.3, 1.3$ Hz, 1H), 3.68 - 3.53 (m, 2H), 3.50 - 3.41 (m, 1H), 2.61 (s, 1H), 2.39 (d, $J = 2.1$ Hz, 1H), 1.49 (s, 9H), 1.30 (td, $J = 6.8, 6.2, 2.3$ Hz, 1H), 1.16 (dt, $J = 11.1, 1.8$ Hz, 1H), 1.10 - 1.03 (m, 1H), 0.99 (td, $J = 7.0, 3.0$ Hz, 1H), 0.46 (dt, $J = 6.5, 3.2$ Hz, 1H), 0.22 (q, $J = 7.1$ Hz, 1H). **LCMS-ESI⁺** (m/z): $[M+H]^+$ calculated for $C_{13}H_{22}NO_3$: 240.16; found: 239.7.

Step 4

A solution of compound **8-D** (345 mg, 1.442 mmol), phthalimide (351 mg, 2.386 mmol), and PPh_3 (852 mg, 3.248 mmol) in THF (20 mL) was stirred at 0 °C as DIAD (0.65 mL, 3.301 mmol) was added. After addition, the mixture was stirred at 0 °C for 30 min and then at rt. After 16 hours, the solution was concentrated to syrup and the residue was stirred in ether (50 mL) at 0 °C for 1.5 hours before filtration. The filtrate was concentrated, and the residue was purified using CombiFlash (40 g column) with hexane- ethyl acetate as eluents to obtain compound **8-E**. 1H NMR (400 MHz, Chloroform-d) δ 7.84 (ddt, $J = 10.3, 7.8, 3.8$ Hz, 2H), 7.78 - 7.61 (m, 2H), 4.23 (s, 0.5H), 4.11 (m, 0.5H), 3.99 (dd, $J = 13.1, 4.1$ Hz, 0.5H), 3.88 (dd, $J = 12.7, 6.7$ Hz, 0.5H), 3.73 - 3.43 (m, 2H), 2.41 (d, $J = 2.1$ Hz, 1H), 1.49 (s, 4.5H), 1.49 - 1.2 (m, 2H), 1.31 (s, 4.5H), 1.09 (d, $J = 11.5$ Hz, 1H), 0.94 - 0.86 (m, 0.5H), 0.85 - 0.77 (m, 0.5H), 0.44 (m, 1H), 0.17 (m, 1H). **LCMS-ESI⁺** (m/z): $[M+H]^+$ calculated for $C_{21}H_{25}N_2O_4$: 369.18; found: 368.9.

Step 5 and Step 6

To a solution of compound **8-E** (516 mg, 1.401 mmol) in EtOH (30 mL) was added hydrazine hydrate (0.29 mL) at rt and the resulting solution was stirred at 70 °C. After 4.5 hours, the mixture was cooled to room temperature and diluted with ethyl ether (30 mL) and stirred at 0 °C for 30 min before filtration. The filtrate was concentrated and the residue was dissolved in CH_2Cl_2 before filtration to remove some insoluble material. The resulting filtrate was concentrated to obtain crude compound **8-F**. **LCMS-ESI⁺** (m/z): $[M+H]^+$ calculated for $C_{13}H_{23}N_2O_2$: 239.18; found: 238.9.

The mixture of crude compound **8-F**, compound **8-G** (341 mg, 1.408 mmol), and $NaHCO_3$ (240 mg, 2.857 mmol) in water (4 mL) and EtOH (4 mL) was stirred at rt. After 15 hours, the mixture was diluted with water and extracted with ethyl acetate

(twice). The extracts were washed with water, combined, dried (Na_2SO_4), concentrated. To the crude residue in CH_2Cl_2 (5 mL) was added 4 N HCl in dioxane (10 mL) at room temperature and the resulting mixture was stirred at room temperature for 2 hours. The mixture was concentrated, co-evaporated with toluene, and dried under vacuum for 30 min.

5 A suspension of the residue and DBU (1.06 mL, 7.088 mmol) in toluene (10 mL) was stirred at 110 °C bath. After 30 min, the mixture was concentrated and the residue was dissolved in CH_2Cl_2 (~50 mL) and washed with aqueous NH_4Cl (twice). After the aqueous fractions were extracted with CH_2Cl_2 (twice), the three organic fractions were combined, dried (Na_2SO_4), and concentrated. The residue was purified by CombiFlash (24 g
10 column) using ethyl acetate - 20% MeOH/ethyl acetate as eluents to obtain compound **8-H**. ^1H NMR (400 MHz, Chloroform- d) δ 8.17 (s, 1H), 5.04 (s, 1H), 4.09 (s, 1H), 4.08 (s, 3H), 3.91 (s, 3H), 3.86 – 3.71 (m, 2H), 2.73 (d, J = 1.8 Hz, 1H), 1.43 – 1.21 (m, 2H), 1.13 (d, J = 12.1 Hz, 2H), 0.60 (dt, J = 6.7, 3.1 Hz, 1H), 0.40 (q, J = 7.3 Hz, 1H). LCMS-ESI $^+$ (m/z): $[\text{M}+\text{H}]^+$ calculated for $\text{C}_{17}\text{H}_{19}\text{N}_2\text{O}_5$: 331.13; found: 331.2.

15 Step 7

A mixture of compound **8-H** (40 mg, 0.121 mmol) in THF (1 mL) and MeOH (1 mL) was stirred at room temperature as 1 N KOH (1 mL) was added. After 30 min, the reaction mixture was acidified with 1 N HCl (~1.1 mL), concentrated to ~ 2 mL, and diluted with brine before extraction with CH_2Cl_2 (x 3). The combined extracts was dried (Na_2SO_4)
20 and concentrated.

To the solution of crude acid were added 2,4-difluorobenzylamine (26 mg, 0.182 mmol), and HATU (56 mg, 0.147 mmol) at room temperature followed by DIEA (0.32 mL, 1.835 mmol). After 1 hour, additional 2,4-difluorobenzylamine (26 mg, 0.182 mmol) and HATU (56 mg, 0.147 mmol) were added. After 1 hour, the reaction mixture was diluted
25 with water and the product was extracted with CH_2Cl_2 (x 2). The extracts were washed with water, combined, dried (Na_2SO_4) and concentrated.

The residue was purified by CombiFlash (24 g column) using ethyl acetate-20%MeOH/ethyl acetate as eluents to obtain compound **8-I**. ^1H NMR (400 MHz, Chloroform- d) δ 10.44 (t, J = 6.0 Hz, 1H), 8.36 (s, 1H), 7.34 (td, J = 8.6, 6.8 Hz, 1H), 6.87 -

6.69 (m, 2H), 5.02 (s, 1H), 4.60 (qd, J = 15.2, 5.9 Hz, 2H), 4.16 - 4.07 (m, 1H), 4.04 (s, 3H), 3.83 (t, J = 12.0 Hz, 1H), 3.76 (dd, J = 12.2, 2.7 Hz, 1H), 2.72 (d, J = 1.7 Hz, 1H), 1.39 - 1.21 (m, 2H), 1.18 - 1.07 (m, 2H), 0.59 (dt, J = 6.6, 3.2 Hz, 1H), 0.39 (q, J = 7.3 Hz, 1H). ¹⁹F NMR (376 MHz, Chloroform-d) δ -112.08 (p, J = 7.7 Hz), -114.77 (q, J = 8.6 Hz). **LCMS-ESI⁺** (*m/z*): [M+H]⁺ calculated for C₂₃H₂₂F₂N₃O₄: 442.16; found: 442.3.

Step 8

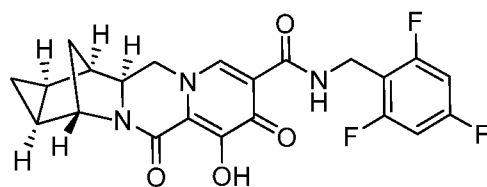
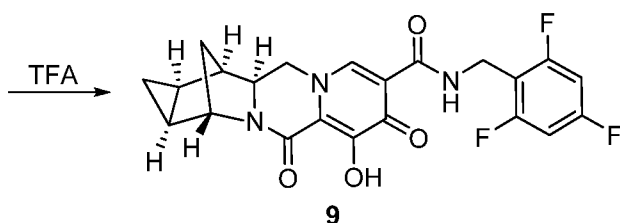
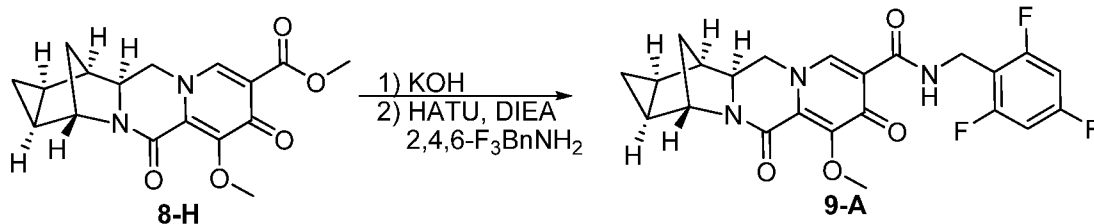
A suspension of compound **8-I** (47 mg, 0.106 mmol) in MeCN (2 mL) was stirred at 50 °C as MgBr₂ (49 mg, 0.266 mmol) was added. After 30 min, the reaction mixture was stirred at 0 °C and added 1 N HCl to make the mixture a solution (~2 mL). After the mixture was diluted with CH₂Cl₂ and water, two fractions were separated and the aqueous fraction was extracted with CH₂Cl₂ (twice). The combined organic fractions were dried (Na₂SO₄) and concentrated. The residue was purified by CombiFlash (24 g column) using CH₂Cl₂ and 20% MeOH in CH₂Cl₂ as eluents to obtain compound **8**. The residue was triturated in MeCN at 0 °C for 30 min and filtered. The collected solids were dried in vacuum to obtain additional compound **8**. ¹H NMR (400 MHz, Chloroform-d) δ 11.68 (s, 1H), 10.43 (s, 1H), 8.28 (s, 1H), 7.36 (td, J = 8.6, 6.4 Hz, 1H), 6.86 - 6.75 (m, 2H), 4.96 (s, 1H), 4.64 (d, J = 6.0 Hz, 2H), 4.12 (d, J = 7.9 Hz, 1H), 3.81 (d, J = 7.6 Hz, 2H), 2.79 (d, J = 1.7 Hz, 1H), 1.42 (d, J = 11.0 Hz, 2H), 1.17 (d, J = 12.3 Hz, 2H), 0.65 (dt, J = 6.7, 3.2 Hz, 1H), 0.46 (q, J = 7.3 Hz, 1H). ¹⁹F NMR (376 MHz, Chloroform-d) δ -112.36 (p, J = 7.5 Hz), -114.76 (q, J = 8.6 Hz). **LCMS-ESI⁺** (*m/z*): [M+H]⁺ calculated for C₂₂H₂₀F₂N₃O₄: 428.14; found: 428.3.

Example 9

Preparation of Compound 9

(1aS,2S,10aS,11R,11aR)-5-hydroxy-4,6-dioxo-N-(2,4,6-trifluorobenzyl)-

1a,2,4,6,10,10a,11,11a-octahydro-1H-2,11-methanocyclopropa[4,5]pyrido[1,2-a]pyrido[1,2-d]pyrazine-7-carboxamide

**9****9**Step 1

A mixture of compound **8-H** (84 mg, 0.254 mmol) in THF (2 mL) and MeOH (2 mL) was stirred at room temperature as 1 N KOH (1 mL) was added. After 30 min, the reaction mixture was concentrated to ~ 2 mL, acidified with 1 N HCl (~1.1 mL), concentrated to ~2 mL, and diluted with brine before extraction with CH₂Cl₂ (thrice). The combined extracts were dried (Na₂SO₄) and the solution was used for the next reaction.

To the crude acid solution were added 2,4,6-trifluorobenzylamine (57 mg, 0.354 mmol), and HATU (157 mg, 0.413 mmol) at room temperature followed by DIEA (0.31 mL, 1.780 mmol). After ~30 min, additional DIEA (0.31 mL, 1.78 mmol) was added. After 1 hour, the reaction mixture was washed with saturated NH₄Cl and water. After the aqueous fractions were extracted with CH₂Cl₂, the two organic fractions were combined, dried (Na₂SO₄) and concentrated. The residue was purified by CombiFlash (24 g column) using ethyl acetate - 20%MeOH/ethyl acetate as eluents to obtain compound **9-A**. ¹H NMR (400 MHz, Chloroform-d) δ 10.37 (t, J = 5.7 Hz, 1H), 8.36 (s, 1H), 6.74 - 6.57 (m, 2H), 5.03 (s, 1H), 4.64 (qd, J = 14.5, 5.7 Hz, 2H), 4.11 - 4.06 (m, 1H), 4.04 (s, 3H), 3.83

(t, J = 12.0 Hz, 1H), 3.76 (dd, J = 12.2, 2.8 Hz, 1H), 2.74 (d, J = 1.8 Hz, 1H), 1.33 (dd, J = 13.7, 2.8 Hz, 2H), 1.19 - 1.08 (m, 2H), 0.60 (dt, J = 6.6, 3.1 Hz, 1H), 0.40 (q, J = 7.2 Hz, 1H). ^{19}F NMR (376 MHz, Chloroform-d) δ -108.39 - -109.90 (m, 1F), -111.99 (t, J = 6.9 Hz, 2F). **LCMS-ESI⁺** (*m/z*): [M+H]⁺ calculated for C₂₃H₂₁F₃N₃O₄: 460.15; found: 460.3.

5 Step 2

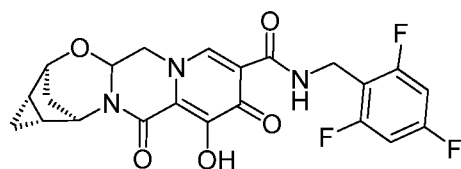
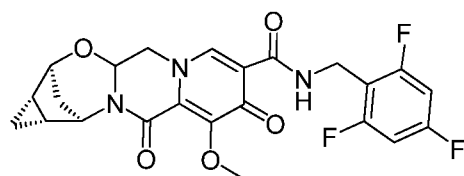
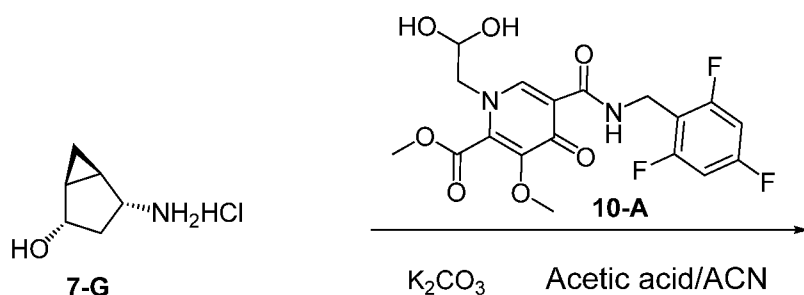
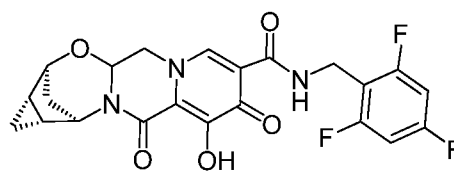
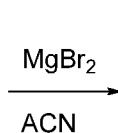
A suspension of compound **9-A** (106 mg, 0.231 mmol) in MeCN (4 mL) was stirred at 50 °C and MgBr₂ (107 mg, 0.581 mmol) was added. After 30 min, the reaction mixture was stirred at 0 °C and 1 N HCl was added to obtain a solution (~2 mL). After the mixture was diluted with CH₂Cl₂ and water, two fractions were separated and the aqueous
10 fraction was extracted with CH₂Cl₂ (twice). The combined organic fractions were dried (Na₂SO₄) and concentrated. The residue was purified by CombiFlash (12 g column) using CH₂Cl₂ and 20% MeOH in CH₂Cl₂ as eluents to get 85 mg of compound **12**. The residue was triturated in MeCN at 0 °C for 30 min and filtered. The collected solids were dried in
15 vacuum to obtain compound **9**. ^1H NMR (400 MHz, Chloroform-d) δ 10.35 (s, 1H), 8.27 (s, 1H), 6.65 (dd, J = 8.7, 7.6 Hz, 2H), 4.96 (s, 1H), 4.66 (dd, J = 5.7, 4.0 Hz, 2H), 4.09 (d, J = 8.3 Hz, 1H), 3.80 (d, J = 8.1 Hz, 2H), 2.79 (s, 1H), 1.41 (d, J = 11.1 Hz, 2H), 1.18 (t, J = 10.6 Hz, 2H), 0.65 (dt, J = 6.8, 3.2 Hz, 1H), 0.46 (q, J = 7.3 Hz, 1H). ^{19}F NMR (376 MHz, Chloroform-d) δ -109.13 - -109.32 (m, 1F), -111.99 (t, J = 7.0 Hz, 2F). **LCMS-ESI⁺** (*m/z*): [M+H]⁺ calculated for C₂₂H₁₉F₃N₃O₄: 446.13; found: 446.3.

20

Example 10

Preparation of Compound 10

(1aS,2S,3aR,12R,12aR)-9-hydroxy-8,10-dioxo-N-(2,4,6-trifluorobenzyl)-
1a,2,3a,4,8,10,12,12a-octahydro-1H-2,12-
methanocyclopropa[e]pyrido[1',2':4,5]pyrazino[2,1-b][1,3]oxazepine-7-carboxamide

**10****10-B****10**Step 1

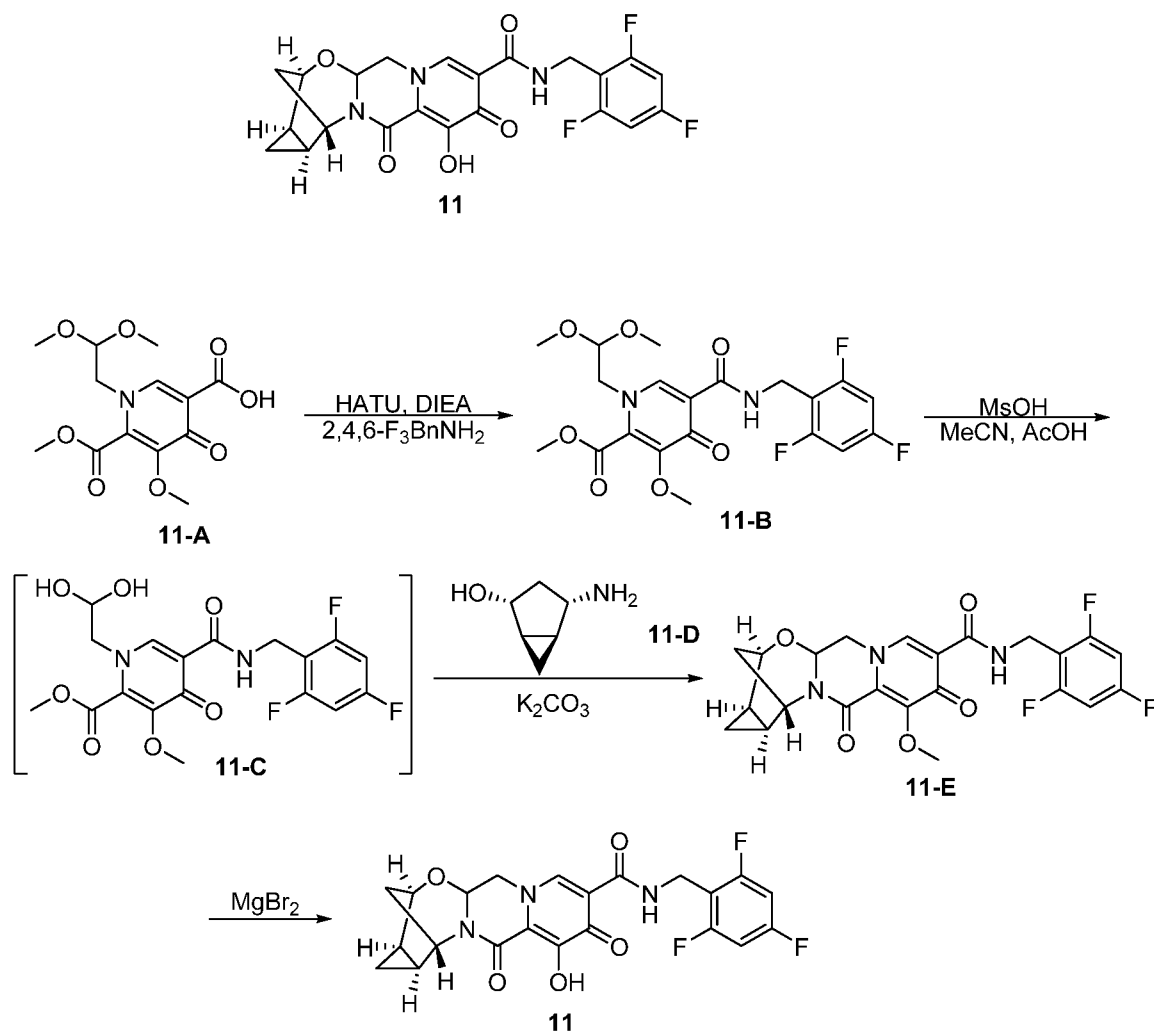
A 100-mL 1-neck round bottom flask was charged with **7-G** (0.26 g, 1.74 mmol), **10-A** (0.8 g, 1.74 mmol), potassium carbonate (0.97 g, 7.03 mmol), acetic acid (2.55 g, 42.5 mmol) and acetonitrile (30 mL). The reaction mixture was stirred at 65 °C for 2 hours. After cooled back to room temperature, the reaction mixture was diluted with EtOAc (100 mL), washed with sat NaHCO₃ and dried over Na₂SO₄. After concentration, the crude was purified by column chromatography on silica gel with hexane-EtOAc to obtain **10-B**.
10 [M+H]⁺ calculated for C₂₁H₂₀F₂N₃O₅: 476.; found: 476.

Step 2

A 50-mL 1-neck round bottom flask was charged with **10-B** (0.30 g, 0.63 mmol), magnesium bromide (0.30 g, 1.63 mmol) and acetonitrile (5 mL). The resulting mixture was stirred at 50 °C for 10 minutes. Then the mixture was stirred at 0 °C while 1 N HCl (~4 mL) was added. Additional water (~ 5 mL) was added to wash down solids forming on the flask walls. The resulting solid was filtrated and washed with water. After drying under high vacuum overnight, Compound **10** was obtained. ¹H NMR (400 MHz, Chloroform-d) δ 12.31 (s, 1H), 10.32 (s, 1H), 8.31 (s, 1H), 6.83 - 6.54 (m, 2H), 5.90 (d, J = 9.2 Hz, 1H), 5.22 (d, J = 3.9 Hz, 1H), 4.79 - 4.47 (m, 4H), 4.22 (s, 1H), 4.08 - 3.86 (m, 1H), 1.92 - 1.64 (m, 2H), 1.65 - 1.43 (m, 2H), 0.86 (q, J = 7.4 Hz, 1H), 0.59 (dt, J = 6.6, 3.2 Hz, 1H). ¹⁹F NMR (376 MHz, Chloroform-d) δ -109.17 , -111.95 . [M+H]⁺ calculated for C₂₁H₂₀F₂N₃O₅: 462; found: 462.

Example 11**Preparation of Compound 11**

15 (1aR,2R,10aR,11S,11aS)-5-hydroxy-4,6-dioxo-N-(2,4,6-trifluorobenzyl)-
1a,2,4,6,10,10a,11,11a-octahydro-1H-2,11-methanocyclopropa[4,5]pyrido[1,2-a]pyrido[1,2-d]pyrazine-7-carboxamide



Step 1

A suspension of compound **11-A** (965 mg, 3.061 mmol), 2,4,6-trifluorobenzylamine (493 mg, 3.06 mmol), and HATU (1402 mg, 3.688 mmol) in CH_2Cl_2 5 (15 mL) was stirred in 0 °C as DIEA (2 mL, 11.48 mmol) was added.

After 1.5 hours at 0 °C, the reaction mixture was diluted with ethyl acetate, and washed with water (twice). After the aqueous fractions were extracted with ethyl acetate, the organic fractions were combined, dried (Na_2SO_4), and concentrated. The residue was purified by CombiFlash (40 g column) using hexanes-ethyl acetate as eluents to obtain 10 compound **11-B**. 1H NMR (400 MHz, Chloroform- d) δ 10.30 (t, J = 5.9 Hz, 1H), 8.40 (s, 1H), 6.79 - 6.51 (m, 2H), 4.65 (d, J = 5.6 Hz, 2H), 4.48 (t, J = 4.8 Hz, 1H), 4.01 (d, J = 4.8 Hz, 2H), 3.97 (s, 3H), 3.94 (s, 3H), 3.38 (s, 6H). ^{19}F NMR (376 MHz, Chloroform- d) δ -

109.07 - -109.35 (m, 1F), -111.93 (t, J = 6.9 Hz, 2F). **LCMS-ESI⁺** (*m/z*): [M+H]⁺ calculated for C₂₀H₂₂F₃N₂O₇: 459.14; found: 459.2.

Step 2

A mixture of the compound **11-B** (300 mg, 0.654 mmol) and methanesulfonic acid (63 mg, 0.655 mmol) in MeCN (3 mL) and acetic acid (0.3 mL) was heated to 75 °C for 2 hours. After cooling the solution, aminoalcohol **11-D** (98 mg, 0.655 mmol), and K₂CO₃ (272 mg, 1.968 mmol) were added and the mixture was diluted with MeCN (10 mL) and stirred at 65 °C for 21 hours. The reaction mixture was concentrated to remove most of MeCN, diluted with water (~30 mL) and extracted with ethyl acetate (~30 mL, twice). The extracts were washed with water, combined, dried (Na₂SO₄), and concentrated. The residue was purified by CombiFlash (40 g column) using hexanes - ethyl acetate as eluents to obtain compound **11-E**. ¹H NMR (400 MHz, Chloroform-d) δ 10.27 (t, J = 5.7 Hz, 1H), 8.37 (s, 1H), 6.73 - 6.56 (m, 2H), 5.81 (dd, J = 9.9, 3.8 Hz, 1H), 5.25 (d, J = 3.9 Hz, 1H), 4.71 - 4.57 (m, 2H), 4.53 - 4.48 (m, 1H), 4.21 (dd, J = 12.8, 3.8 Hz, 1H), 4.02 (s, 3H), 3.98 (dd, J = 12.7, 9.9 Hz, 1H), 1.67 (dt, J = 13.5, 1.1 Hz, 2H), 1.54 (ddd, J = 7.5, 5.4, 3.6 Hz, 1H), 1.48 (dt, J = 13.5, 3.4 Hz, 1H), 0.79 (td, J = 8.0, 6.7 Hz, 1H), 0.54 (dt, J = 6.7, 3.4 Hz, 1H). ¹⁹F NMR (376 MHz, Chloroform-d) δ -108.89 - -109.13 (m, 1F), -111.96 (t, J = 7.0 Hz, 2F). **LCMS-ESI⁺** (*m/z*): [M+H]⁺ calculated for C₂₃H₂₁F₃N₃O₅: 476.14; found: 476.3.

Step 3

A suspension of compound **11-E** (151 mg, 0.318 mmol) in MeCN (4 mL) was stirred at 50 °C and MgBr₂ (146 mg, 0.793 mmol) was added. After 30 min, the reaction mixture was stirred at 0 °C 1 N HCl and was added to obtain a solution (~2 mL). The solution was diluted with water, and the product was extracted with CH₂Cl₂ (thrice). The combined organic extracts were dried (Na₂SO₄) and concentrated. The residue was purified by CombiFlash (24 g column) using CH₂Cl₂ and 20% MeOH in CH₂Cl₂ as eluents, then further purified by trituration in MeOH (~2 mL). After the mixture was stored in the freezer, the solids were filtered and washed with MeOH. The collected solids were dried in vacuum to obtain compound **11**. ¹H NMR (400 MHz, Chloroform-d) δ 12.28 (s, 1H), 10.29 (t, J = 5.7 Hz, 1H), 8.27 (s, 1H), 6.72 - 6.58 (m, 2H), 5.89 (dd, J = 9.8, 4.1 Hz, 1H), 5.22 (d, J = 3.9 Hz,

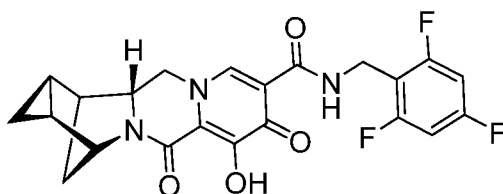
1H), 4.73 – 4.59 (m, 2H), 4.59 – 4.54 (m, 1H), 4.19 (dd, J = 12.8, 4.1 Hz, 1H), 3.99 (ddd, J = 12.7, 9.9, 0.7 Hz, 1H), 1.79 – 1.74 (m, 1H), 1.72 (d, J = 13.5 Hz, 1H), 1.63 – 1.59 (m, 1H), 1.51 (dt, J = 13.6, 3.5 Hz, 1H), 0.90 – 0.81 (m, 1H), 0.59 (dt, J = 6.7, 3.4 Hz, 1H). ¹⁹F NMR (376 MHz, Chloroform-d) δ -109.21 (tt, J = 8.8, 6.3 Hz, 1F), -111.98 (t, J = 6.9 Hz, 2F).

5 **LCMS-ESI⁺** (*m/z*): [M+H]⁺ calculated for C₂₂H₁₉F₃N₃O₅: 462.13; found: 462.3.

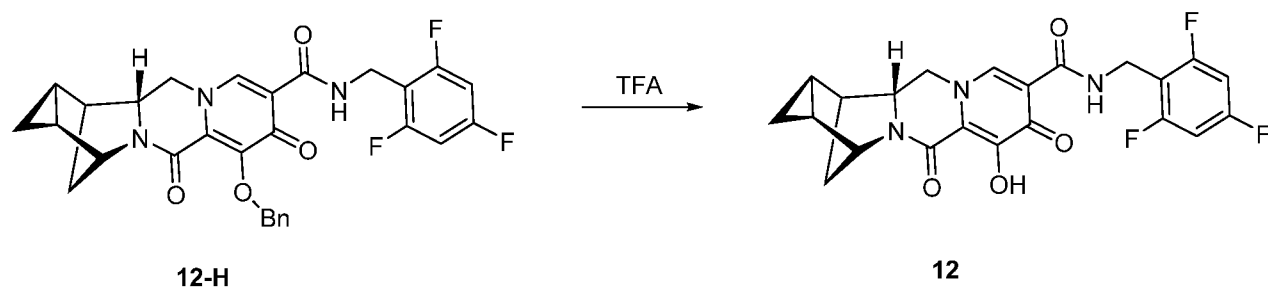
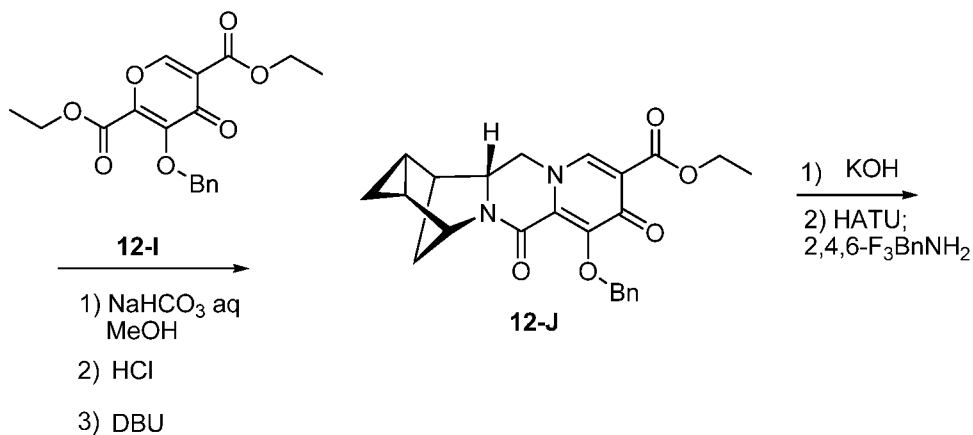
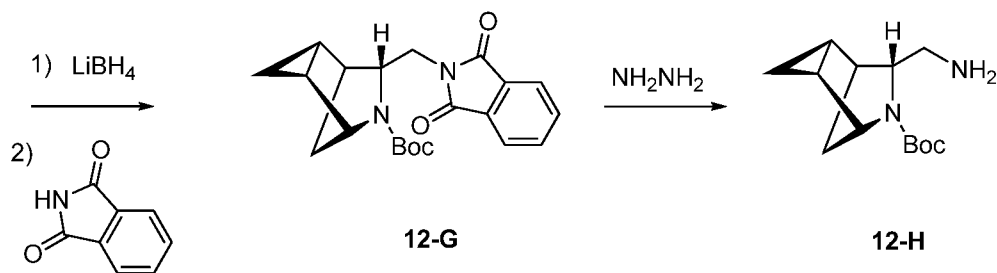
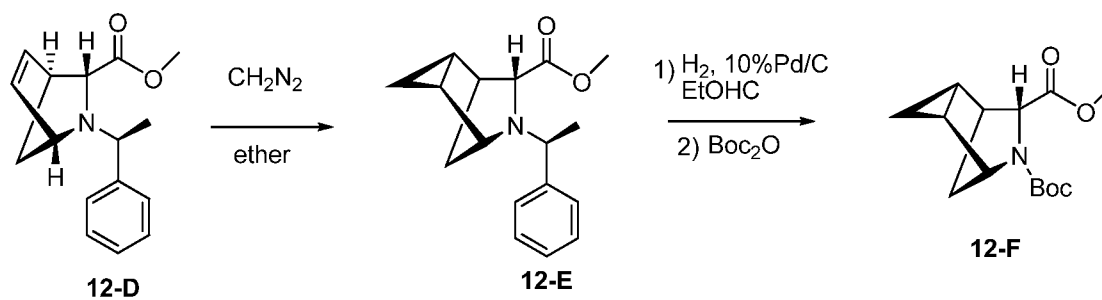
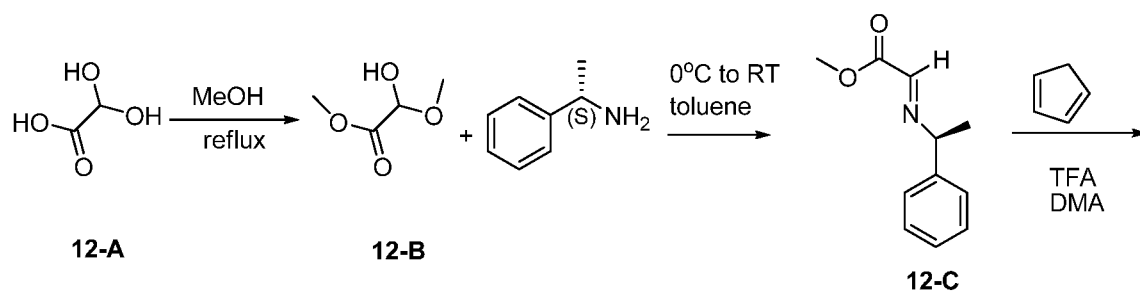
Example 12

Preparation of Compound 12

(1aR,2R,10aR,11S,11aS)-5-hydroxy-4,6-dioxo-N-(2,4,6-trifluorobenzyl)-
1a,2,4,6,10,10a,11,11a-octahydro-1H-2,11-methanocyclopropa[4,5]pyrido[1,2-a]pyrido[1,2-
d]pyrazine-7-carboxamide



12



Step 1

2,2-dihydroxyacetic acid (**12-A**) in MeOH was refluxed for 24h. After the reaction was cooled to room temperature and concentrated under vacuum, it was diluted with 5 DCM (25 mL) and concentrated again to provide methyl 2-hydroxy-2-methoxyacetate (**12-B**).

¹H NMR (400 MHz, Chloroform-d) δ 4.86 (s, 1H), 3.82 (s, 3H), 3.48 (s, 3H).

Step 2

A solution of Compound **12-B** in toluene was cooled to 0°C under N₂. L(-)- 10 α -Methylbenzylamine, 99+%, (99% ee) was added via syringe slowly. The reaction was warmed to room temperature and stirred for 1.5 hours. The presence of the starting material was monitored by thin layer chromatography (TLC).

The reaction was quenched with water and the aqueous and organic layers separated. The aqueous layer was extracted with EtOAc. The organic layers were combined 15 and washed with brine, dried (Na₂SO₄), and concentrated to provide compound **12-C**.

Step 3

A solution of compound **12-C** in N, N-dimethylformamide was cooled to - 15°C under N₂. TFA was added via syringe slowly over 15 min. After stirring for 10 min, freshly cracked cyclopentadiene (6.76g, 0.102 mol) was added via syringe over 10 min. The 20 reaction was stirred for 1.5 hours at -15 to -10°C and monitored via TLC and LCMS.

The reaction mixture was diluted with heptane (100mL), quenched with saturated aqueous Na₂CO₃, and stirred for 10 min. The layers were separated, the organic layer was washed with brine, dried (MgSO₄), and concentrated. The crude mixture was purified from the organic layer by CombiFlash on silica gel with 0-50% EtOAc/Hexane to 25 obtain compound **12-D**.

¹H NMR (400 MHz, Chloroform-d) δ 7.32 - 7.11 (m, 5H), 6.42 (ddd, J = 5.6, 3.1, 1.3 Hz, 1H), 6.27 (dd, J = 5.6, 1.9 Hz, 1H), 4.31 (q, J = 1.6 Hz, 1H), 3.35 (s, 3H), 3.03 (q, J = 6.5 Hz, 1H), 2.93 - 2.88 (m, 1H), 2.22 (s, 1H), 1.42 (t, J = 5.8 Hz, 4H).

Step 4

5 The mixture of **12-D** (1.77 g, 6.878 mmol) and Pd(OAc)₂ (31 mg, 0.138 mmol) in ether (30 mL) was stirred at 0°C as diazomethane in ether (freshly made) (10 mL) was added slowly. After the addition, the mixture was stirred for ~30 min and TLC indicated a mixture of the starting material and the product. Additional diazomethane was added every 30 min until no starting material was detected via TLC. The reaction was
10 quenched with AcOH (5mL) at 0°C and stirred for about 20 min, concentrated, and purified by Combiflash using silica gel column with Hexanes-EtOAc as eluent to obtain compound **12-E**.

¹H NMR (400 MHz, Chloroform-d) δ 7.36 - 7.10 (m, 5H), 3.88 - 3.67 (m, 2H), 3.26 (s, 3H), 2.63 (s, 1H), 2.47 - 2.36 (m, 1H), 1.68 - 1.54 (m, 1H), 1.45 (d, J = 6.5 Hz,
15 4H), 1.13 - 0.94 (m, 2H), 0.54 (dt, J = 6.2, 3.1 Hz, 1H), 0.17 (q, J = 7.1 Hz, 1H).

Step 5

The mixture of compound **12-E** (1 g, 3.7 mmol) and 10% Pd/C (1 g) in EtOH (150 mL) was stirred under H₂ atmosphere for 36 hours. The reaction mixture was filtered through Celite and the filtrate was concentrated.

20 The residue obtained from the above hydrogenation was stirred in THF (20mL) at room temperature as Boc₂O (1.7 g, 7.7 mmol) and DIPEA (2 mL, 11.6 mmol) were added and allowed to continue for one hour. The reaction mixture was concentrated, and the resulting residue was purified by CombiFlash on silica gel column using hexanes - EtOAc as eluents to obtain compound **12-F**. LCMS: m/z=267.6.

25 **LCMS-ESI⁺** (m/z): [M+H]⁺ calculated for Chemical Formula: C₁₄H₂₁NO₄, Molecular Weight: 267.32; found: 267.67.

¹H NMR (400 MHz, Chloroform-d) δ 4.32 (dd, J = 55.7, 2.2 Hz, 1H), 3.82 (d, J = 43.3 Hz, 1H), 3.72 (d, J = 3.6 Hz, 3H), 2.78 - 2.68 (m, 1H), 1.52 - 1.36 (m, 11H), 1.29 (dq, J = 20.6, 7.0, 6.5 Hz, 1H), 1.13 - 0.97 (m, 1H), 0.50 (dt, J = 5.5, 3.0 Hz, 1H), 0.33 - 0.21 (m, 1H).

5 Step 6

Compound **12-F** (850 mg, 3.18 mmol) in THF (6 mL) was stirred at 0°C as 2.0 M LiBH₄ in THF (3.2 mL, 6.4 mmol) was added. After 5 min, the temperature was raised to room temperature and the reaction was allowed to proceed for 7 hours. The reaction was quenched with ice and diluted with EtOAc and saturated NH₄Cl. The aqueous and organic
10 phases were separated. The aqueous fraction was extracted with EtOAc and the two organic fractions were washed with water, combined, dried (Na₂SO₄), and concentrated. The crude product alcohol was used as is for the next step.

LCMS-ESI⁺ (m/z): [M+H]⁺ calculated for Chemical Formula: C₁₃H₂₁NO₃

Molecular Weight: 239.31; found: 239.72.

15 A solution of the above alcohol (760mg, 3.18 mmol), phthalimide (701 mg, 4.77 mmol), and PPh₃ (1.67 g, 6.36 mmol) in THF (20 mL) was stirred at 0°C as DIAD (1.3 mL, 6.36 mmol) was added. After addition, the mixture was stirred at 0°C for 30 min and then at room temperature overnight. The reaction was diluted with EtOAc and washed with saturated NH₄Cl twice. After the aqueous and organic phases were separated, the aqueous
20 fraction was extracted with EtOAc and the two organic fractions were combined, dried (Na₂SO₄), and concentrated. The crude product was purified using CombiFlash (silica gel column) with 0-50%EtOAc/Hexane as eluents to provide compound **12-G**. ¹H NMR indicated a mixture of two rotamers.

LCMS-ESI⁺ (m/z): [M+H]⁺ calculated for Chemical Formula: C₂₁H₂₄N₂O₄,

25 Molecular Weight: 368.43; found: 368.81.

¹H NMR (400 MHz, Chloroform-d) δ 7.95 - 7.58 (m, 4H), 4.32 - 4.05 (m, 1H), 4.07 - 3.79 (m, 1H), 3.66 (s, 2H), 2.42 (d, J = 2.2 Hz, 1H), 1.65 - 1.15 (m, 11H), 1.10 (d,

J = 11.5 Hz, 1H), 0.87 (d, J = 40.7 Hz, 1H), 0.45 (dt, J = 6.5, 3.2 Hz, 1H), 0.18 (q, J = 7.0 Hz, 1H).

Step 7

Hydrazine hydrate was added to a solution of the compound **12-G** in EtOH at room temperature; the reaction was stirred at 75°C for ~3 hours. The resulting mixture was cooled to room temperature and diluted with ethyl ether (30 mL) and stirred at 0°C for 60 min before filtration. The resulting filtrate was concentrated to provide compound **12-H**. LCMS-ESI⁺ (m/z): [M+H]⁺ calculated for Chemical Formula: C₁₃H₂₂N₂O₂, Molecular Weight: 238.33 found: 238.87.

10 Step 8

A mixture of **12-H** (2.85mmol), **12-I** (913mg, 2.87mmol), and NaHCO₃ (482 mg, 5.74mmol) in water (10 mL) and EtOH (20 mL) was stirred at room temperature overnight. The mixture was diluted with brine and extracted with EtOAc (twice). The extracts were combined, dried (MgSO₄), concentrated, and dried under vacuum for 30 min.

15 To a solution of the above crude reactant (1.6g) in CH₂Cl₂ (10 mL) was added 4 N HCl in dioxane (10 mL). The reaction was stirred for about 2 hours, concentrated to dryness, co-evaporated with toluene, and dried under vacuum for 30 min.

The mixture of the above crude reactant (2.87 mmol) and DBU (4.3 mL, 28.7mmol) in MeOH (30 mL) was stirred at 60°C bath for 120 min. The mixture was concentrated and the residue was purified by CombiFlash on silica gel using 0-20% MeOH/EtOAc as eluents to provide **12-J**.

¹H NMR (400 MHz, Chloroform-d) δ 8.05 (s, 1H), 7.65 (s, 1H), 7.34 (s, 2H), 5.56 (d, J = 9.7 Hz, 1H), 5.14 (d, J = 9.9 Hz, 1H), 5.02 (s, 1H), 4.39 (d, J = 7.2 Hz, 2H), 3.96 (d, J = 11.6 Hz, 1H), 3.74 (d, J = 29.1 Hz, 1H), 2.68 (s, 1H), 2.04 (s, 1H), 1.56 (d, J = 4.6 Hz, 2H), 1.45 - 1.20 (m, 4H), 1.11 (d, J = 14.1 Hz, 2H), 0.58 (s, 1H), 0.38 (s, 1H).

LCMS-ESI⁺ (m/z): [M+H]⁺ calculated for Chemical Formula: C₂₄H₂₄N₂O₅, Molecular Weight: 420.46; found: 421.29.

Step 9

A mixture of **12-J** (752 mg, 1.841 mmol) in THF (4 mL) and MeOH (4 mL) was stirred at room temperature as 1N KOH (3.75 mL) was added. After 1 hour, the reaction mixture was acidified with 3N HCl (1mL), and diluted with brine before extraction with 5 EtOAc. The combined extracts was dried (MgSO₄) and concentrated.

To the mixture of the above crude reactant (158mg, 0.403 mmol) in DCM (4mL) were added 2,4,6-trifluorobenzyl amine (85 mg, 0.52 mmol), and HATU (230 mg, 0.604 mmol) at room temperature followed by DIPEA (0.3 mL, 1.6 mmol). After about 60 min, the reaction mixture was diluted with DCM, washed with saturated NaHCO₃, dried 10 (MgSO₄), and concentrated. The residue was purified by CombiFlash on silica gel using 0-20%MeOH/EtOAc to provide compound **12-H**.

Step 10

Compound **12-H** (174mg, 0.325 mmol) was dissolved in TFA (2 mL) at room temperature and stirred for 30 min. The solution was concentrated and the residue was 15 purified by CombiFlash (silica gel column) using 0-20% MeOH in CH₂Cl₂ to provide compound **12**.

¹H NMR (400 MHz, Chloroform-d) δ 10.37 (t, J = 5.5 Hz, 1H), 8.29 (s, 1H), 6.65 (dd, J = 8.8, 7.4 Hz, 2H), 4.94 (s, 1H), 4.65 (d, J = 5.7 Hz, 2H), 4.13 (s, 1H), 3.81 (d, J = 5.2 Hz, 2H), 2.79 (s, 1H), 1.40 (d, J = 10.9 Hz, 2H), 1.18 (d, J = 12.5 Hz, 2H), 0.64 (dt, J = 20 6.7, 3.1 Hz, 1H), 0.45 (q, J = 7.3 Hz, 1H).

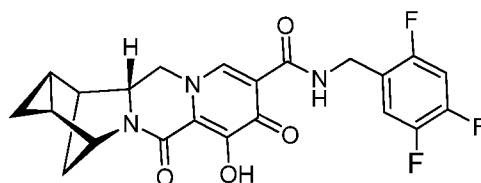
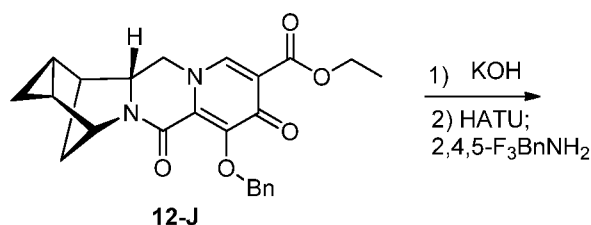
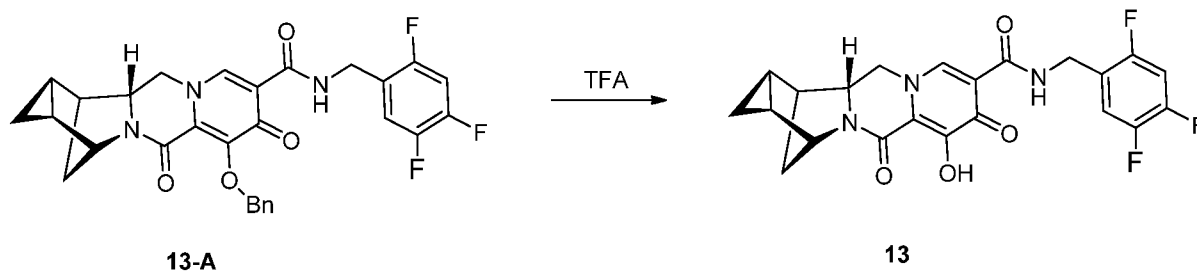
¹⁹F NMR (376 MHz, cdcl₃) δ -109.13 to -109.21 (1F), -111.98 to -112.02 (2F).

LCMS-ESI⁺ (m/z): [M+H]⁺ calculated for Chemical Formula: C₂₂H₁₈F₃N₃O₄, Molecular Weight: 445.39.; found: 446.26.

Example 13

Preparation of Compound 13

(1aR,2R,10aR,11S,11aS)-5-hydroxy-4,6-dioxo-N-(2,4,5-trifluorobenzyl)-
1a,2,4,6,10,10a,11,11a-octahydro-1H-2,11-methanocyclopropa[4,5]pyrido[1,2-a]pyrido[1,2-
5 d]pyrazine-7-carboxamide

**13****12-J****13-A****13**Step 1

10 A mixture of **12-J** (752 mg, 1.841 mmol) in THF (4 mL) and MeOH (4 mL) was stirred at room temperature as 1N KOH (3.75 mL) was added. After 1 hour, the reaction mixture was acidified with 3N HCl (1mL), and diluted with brine before extraction with EtOAc. The combined extracts was dried (MgSO₄) and concentrated.

To the mixture of the above crude reactant (158mg, 0.403 mmol) in DCM
15 (4mL) were added the benzyl amine (85 mg, 0.52 mmol), and HATU (230 mg, 0.604 mmol)

at room temperature followed by DIPEA (0.3 mL, 1.6 mmol). After about 60 min, the reaction mixture was diluted with DCM, washed with saturated NaHCO₃, dried (MgSO₄), and concentrated. The residue was purified by CombiFlash on silica gel using 0-20% MeOH/EtOAc to provide compound **13-A**.

5 Step 2

Compound **13-A** (118mg, 0.22 mmol) was dissolved in TFA (2 mL) at room temperature and stirred for 30 min. The solution was concentrated and the residue was purified by CombiFlash (silica gel column) using 0-20% MeOH in CH₂Cl₂ to provide compound **13**.

10 ¹H NMR (400 MHz, Chloroform-d) δ 11.74 (s, 1H), 10.45 (s, 1H), 8.29 (s, 1H), 7.25 - 7.16 (m, 1H), 6.90 (td, J = 9.5, 6.4 Hz, 1H), 4.95 (s, 1H), 4.60 (d, J = 6.0 Hz, 2H), 4.23 - 4.05 (m, 1H), 3.84 (dd, J = 4.2, 2.4 Hz, 2H), 2.80 (d, J = 3.2 Hz, 2H), 1.42 (d, J = 10.9 Hz, 2H), 1.29 - 1.12 (m, 2H), 0.65 (dt, J = 6.8, 3.2 Hz, 1H), 0.46 (q, J = 7.3 Hz, 1H).

¹⁹F NMR (376 MHz, cdcl₃) δ -120.67, -136.05, -143.22 to -143.36.

15 LCMS-ESI⁺ (m/z): [M+H]⁺ calculated for Chemical Formula: C₂₂H₁₈F₃N₃O₄, Molecular Weight: 445.39.; found: 446.29.

ANTIVIRAL ASSAY

Example 14

Antiviral Assays in MT4 Cells

20 For the antiviral assay utilizing MT4 cells, 0.4 μL of 189X test concentration of 3-fold serially diluted compound in DMSO was added to 40 μL of cell growth medium (RPMI 1640, 10% FBS, 1% penicillin/streptomycin, 1% L-Glutamine, 1% HEPES) in each well of 384-well assay plates (10 concentrations) in quadruplicate.

1 mL aliquots of 2 × 10⁶ MT4 cells are pre-infected for 1 and 3 hours
25 respectively at 37 °C with 25 μL (MT4) or of either cell growth medium (mock-infected) or a fresh 1:250 dilution of an HIV-IIIb concentrated ABI stock (0.004 m.o.i. for MT4 cells).

Infected and uninfected cells are diluted in cell growth medium and 35 μ L of 2000 (for MT4) cells is added to each well of the assay plates.

Assay plates were then incubated in a 37 °C incubator. After 5 days of incubation, 25 μ L of 2X concentrated CellTiter-Glo™ Reagent (catalog # G7573, Promega Biosciences, Inc., Madison, WI) was added to each well of the assay plate. Cell lysis was carried out by incubating at room temperature for 2–3 minutes, and then chemiluminescence was read using the Envision reader (PerkinElmer).

Compounds of the present invention demonstrate antiviral activity in this assay as depicted in Table 1 below. Accordingly, the compounds of the invention may be useful for treating the proliferation of the HIV virus, treating AIDS, or delaying the onset of AIDS or ARC symptoms.

Table 1

Compound Number	nM in MT-4	
	EC ₅₀	CC ₅₀
1	9.6	14113
2	10.7	7804
3	9.9	4099
4	8.4	12829
5	1.6	50481
6	1.5	14062
7	2.7	4826
8	1.4	8843
9	1.4	10677
10	1.7	7587
11	1.5	10977
12	2.9	22792
13	2.3	7051

The data in Table 1 represent an average over time for each compound. For certain compounds, multiple assays have been conducted over the life of the project.

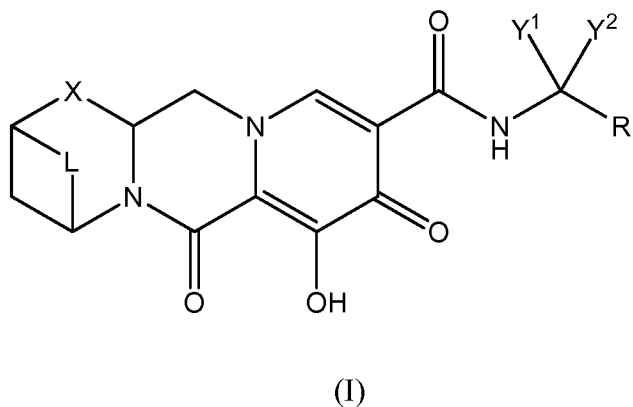
5 All of the U.S. patents, U.S. patent application publications, U.S. patent applications, foreign patents, foreign patent applications and non-patent publications referred to in this specification are incorporated herein by reference, in their entirety to the extent not inconsistent with the present description.

10 From the foregoing it will be appreciated that, although specific embodiments of the invention have been described herein for purposes of illustration, various modifications may be made without deviating from the spirit and scope of the invention. Accordingly, the invention is not limited except as by the appended claims.

CLAIMS

What is claimed is:

1. A compound having the following Formula (I):



or a stereoisomer or pharmaceutically acceptable salt thereof,

wherein:

Y^1 and Y^2 are each, independently, hydrogen, C_{1-3} alkyl or C_{1-3} haloalkyl;

R^1 is phenyl substituted with one to three halogen atoms;

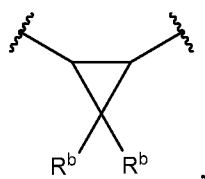
X is $-O-$, $-NR^2-$, $-CHR^3-$ or a bond;

R^2 and R^3 are each, independently, hydrogen or C_{1-3} alkyl; and

L is $-C(R^a)_2C(R^a)_2-$; and

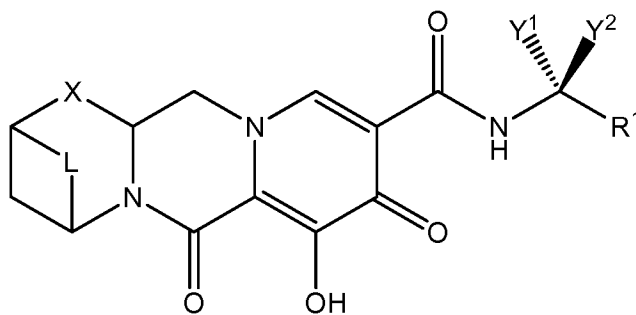
each R^a is, independently, hydrogen, halo, hydroxyl, or C_{1-4} alkyl, and

wherein two R^a groups on adjacent carbon atoms, together with the carbon atoms to which they are attached, form a carbocyclic ring having the following structure:



wherein each R^b is, independently, hydrogen or halo.

2. A compound of claim 1 having the following Formula (Ia):



(Ia)

or a stereoisomer or pharmaceutically acceptable salt thereof,

wherein:

Y^1 and Y^2 are each, independently, hydrogen, C_{1-3} alkyl or C_{1-3} haloalkyl;

R^1 is phenyl substituted with one to three halogen atoms;

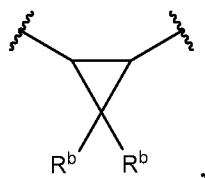
X is $-O-$, $-NR^2-$, $-CHR^3-$ or a bond;

R^2 and R^3 are each, independently, hydrogen or C_{1-3} alkyl; and

L is $-C(R^a)_2C(R^a)_2-$; and

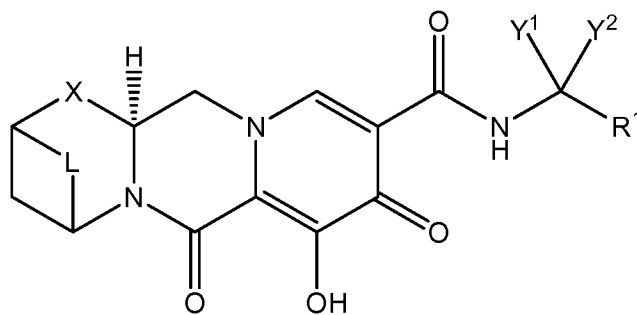
each R^a is, independently, hydrogen, halo, hydroxyl, or C_{1-4} alkyl, and

wherein two R^a groups on adjacent carbon atoms, together with the carbon atoms to which they are attached, form a carbocyclic ring having the following structure:



wherein each R^b is, independently, hydrogen or halo.

3. A compound of claim 1 having the following Formula (Ib):



(Ib)

or a stereoisomer or pharmaceutically acceptable salt thereof,

wherein:

Y¹ and Y² are each, independently, hydrogen, C₁₋₃alkyl or C₁₋₃haloalkyl;

R¹ is phenyl substituted with one to three halogen atoms;

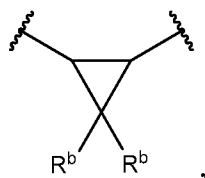
X is -O-, -NR²-, -CHR³- or a bond;

R² and R³ are each, independently, hydrogen or C₁₋₃alkyl; and

L is -C(R^a)₂C(R^a)₂-; and

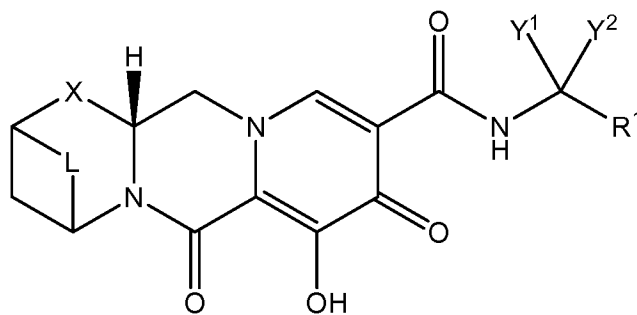
each R^a is, independently, hydrogen, halo, hydroxyl, or C₁₋₄alkyl, and

wherein two R^a groups on adjacent carbon atoms, together with the carbon atoms to which they are attached, form a carbocyclic ring having the following structure:



wherein each R^b is, independently, hydrogen or halo.

4. A compound of claim 1 having the following Formula (Ic):



(Ic)

or a stereoisomer or pharmaceutically acceptable salt thereof,

wherein:

Y¹ and Y² are each, independently, hydrogen, C₁₋₃alkyl or C₁₋₃haloalkyl;

R¹ is phenyl substituted with one to three halogen atoms;

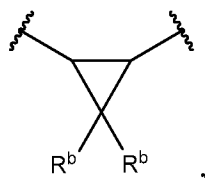
X is -O-, -NR²-, -CHR³- or a bond;

R² and R³ are each, independently, hydrogen or C₁₋₃alkyl; and

L is -C(R^a)₂C(R^a)₂-; and

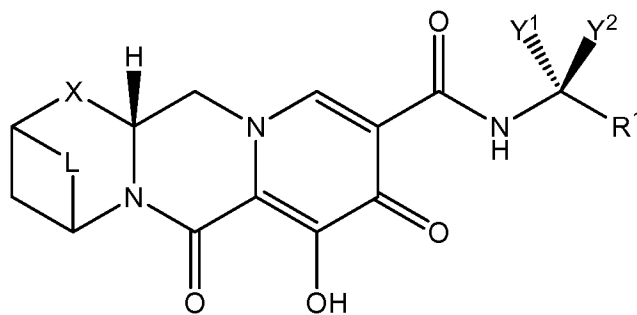
each R^a is, independently, hydrogen, halo, hydroxyl, or C₁₋₄alkyl, and

wherein two R^a groups on adjacent carbon atoms, together with the carbon atoms to which they are attached, form a carbocyclic ring having the following structure:



wherein each R^b is, independently, hydrogen or halo.

5. A compound of claim 1 having the following Formula (Id):



(Id)

or a stereoisomer or pharmaceutically acceptable salt thereof,

wherein:

Y¹ and Y² are each, independently, hydrogen, C₁₋₃alkyl or C₁₋₃haloalkyl;

R¹ is phenyl substituted with one to three halogen atoms;

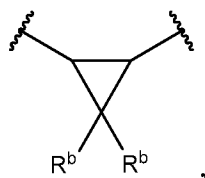
X is -O-, -NR²-, -CHR³- or a bond;

R² and R³ are each, independently, hydrogen or C₁₋₃alkyl; and

L is -C(R^a)₂C(R^a)₂-; and

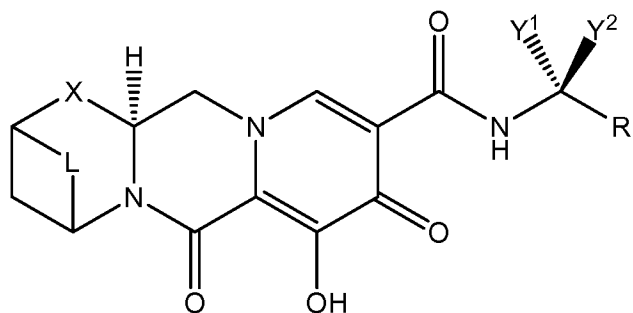
each R^a is, independently, hydrogen, halo, hydroxyl, or C₁₋₄alkyl, and

wherein two R^a groups on adjacent carbon atoms, together with the carbon atoms to which they are attached, form a carbocyclic ring having the following structure:



wherein each R^b is, independently, hydrogen or halo.

6. A compound of claim 1 having the following Formula (Ie):



(Ie)

or a stereoisomer or pharmaceutically acceptable salt thereof,

wherein:

Y¹ and Y² are each, independently, hydrogen, C₁₋₃alkyl or C₁₋₃haloalkyl;

R¹ is phenyl substituted with one to three halogen atoms;

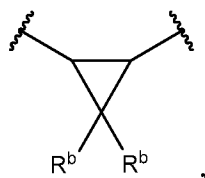
X is -O-, -NR²-, -CHR³- or a bond;

R² and R³ are each, independently, hydrogen or C₁₋₃alkyl; and

L is -C(R^a)₂C(R^a)₂-; and

each R^a is, independently, hydrogen, halo, hydroxyl, or C₁₋₄alkyl, and

wherein two R^a groups on adjacent carbon atoms, together with the carbon atoms to which they are attached, form a carbocyclic ring having the following structure:

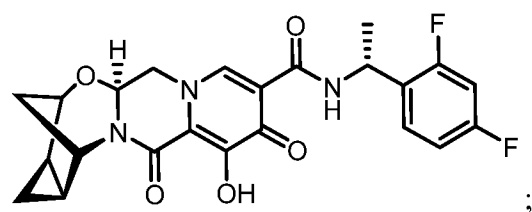
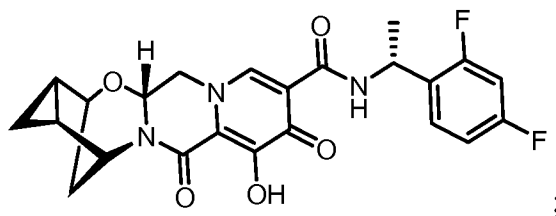
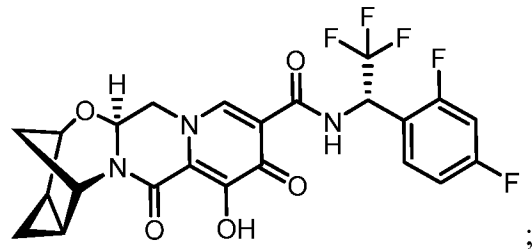
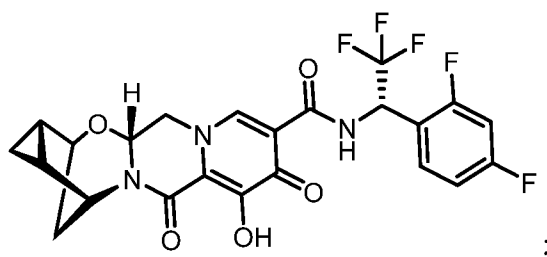


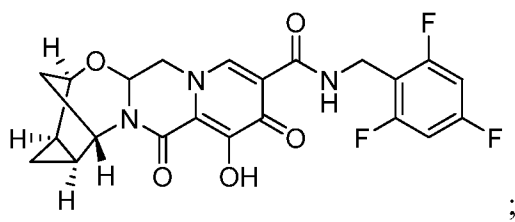
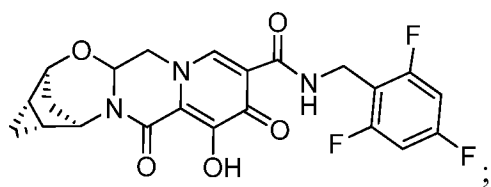
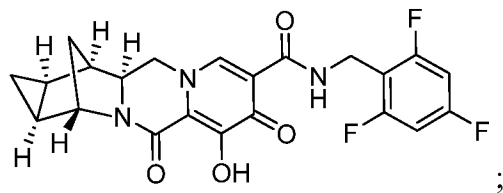
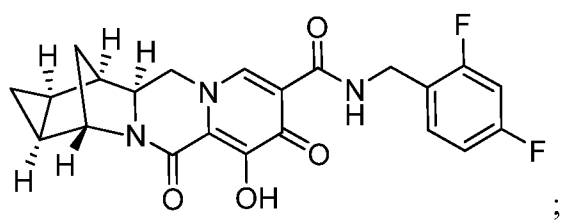
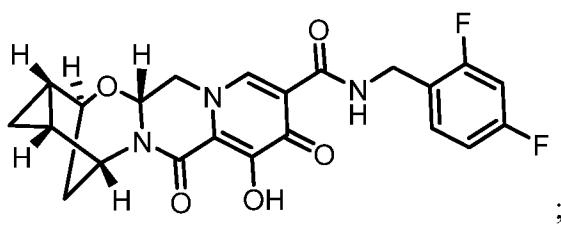
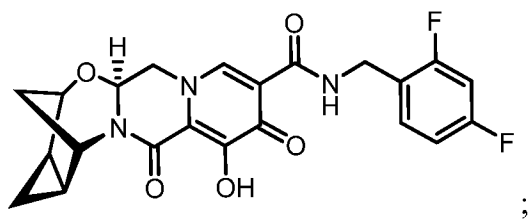
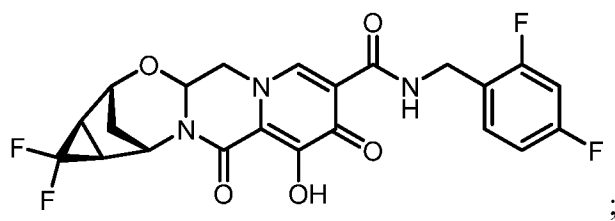
wherein each R^b is, independently, hydrogen or halo.

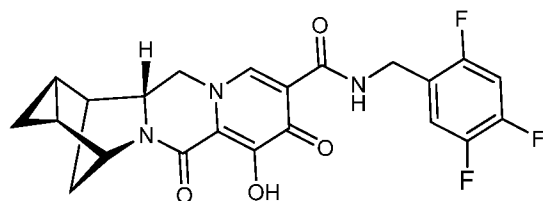
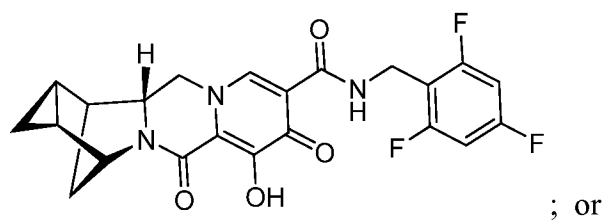
7. A compound of any one of claims 1–6 wherein X is -O-.
8. A compound of any one of claims 1–6 wherein X is -NH-.
9. A compound of any one of claims 1–6 wherein X is -CH₂-.

10. A compound of any one of claims 1–6 wherein X is a bond.
11. A compound of any one of claims 1–11 wherein Y¹ is C_{1–4}alkyl and Y² is hydrogen.
12. A compound of claim 11 wherein Y¹ is methyl and Y² is hydrogen.
13. A compound of any one of claims 1–5 wherein Y¹ is C_{1–4}haloalkyl and Y² is hydrogen.
14. A compound of claim 13 wherein Y¹ is CF₃ and Y² is hydrogen.
15. A compound of any one of claims 1–11 wherein Y¹ is hydrogen, methyl or CF₃ and Y² is hydrogen.
16. A compound of any one of claims 1–11 wherein Y¹ and Y² are both hydrogen.
17. A compound of any one of claims 1–16 wherein R¹ is substituted with one halogen.
18. A compound of claim 17 wherein R¹ is 4-fluorophenyl or 2-fluorophenyl.
19. A compound of any one of claims 1–16 wherein R¹ is substituted with two halogens.
20. A compound of claim 19 wherein R¹ is 2,4-difluorophenyl, 2,3-difluorophenyl, 2,6-difluorophenyl, 3-fluoro-4-chlorophenyl, 3,4-difluorophenyl, 2-fluoro-4-chlorophenyl, or 3,5-difluorophenyl.
21. A compound of claim 20 wherein R¹ is 2,4-difluorophenyl.
22. A compound of any one of claims 1–16 wherein R¹ is substituted with three halogens.
23. A compound of claim 22 wherein R¹ is 2,4,6-trifluorophenyl, 2,3,4-trifluorophenyl, or 2,4,5-trifluorophenyl.

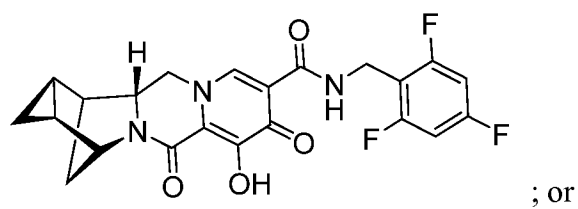
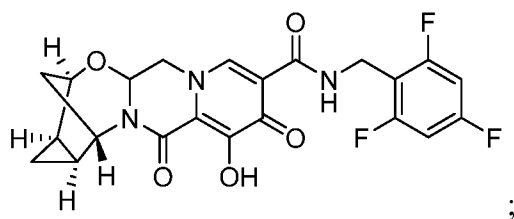
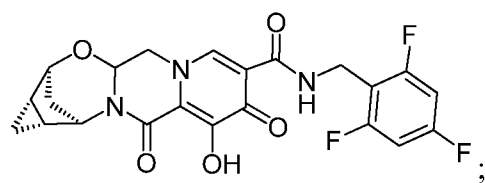
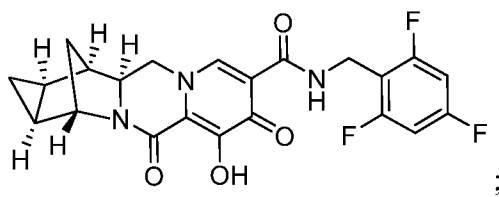
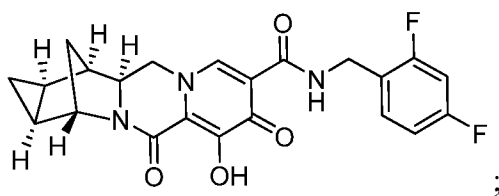
24. A compound of claim 22 wherein R¹ is 2,4,6-trifluorophenyl or 2,3,4-trifluorophenyl.
25. A compound of claim 24 wherein R¹ is 2,4,6-trifluorophenyl.
26. A compound of claim 24 wherein R¹ is 2,4,5-trifluorophenyl.
27. A compound of any one of claims 1–26 wherein each R^b is independently hydrogen.
28. A compound of any one of claims 1–26 wherein each R^b is independently halogen.
29. A compound of claim 28 wherein each R^b is fluoro.
30. A compound of claim 1 that is:

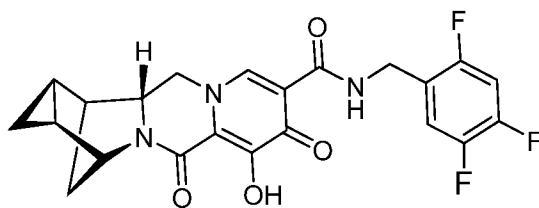






31. A compound of claim 1 that is:





32. A pharmaceutical composition comprising a compound of any one of claims 1–31, or a stereoisomer or pharmaceutically acceptable salt thereof, and a pharmaceutically acceptable carrier, diluent or excipient.

33. A pharmaceutical composition of claim 32 further comprising one to three additional therapeutic agents.

34. A pharmaceutical composition of claim 33 wherein the one to three one additional therapeutic agents is an anti-HIV agent.

35. A pharmaceutical composition of claim 33 wherein the one to three additional therapeutic agents is selected from the group consisting of HIV protease inhibitors, HIV non-nucleoside inhibitors of reverse transcriptase, HIV nucleoside or nucleotide inhibitors of reverse transcriptase, and combinations thereof.

36. A pharmaceutical composition of claim 32, further comprising a first additional therapeutic agent selected from the group consisting of: abacavir sulfate, tenofovir, tenofovir disoproxil fumarate, tenofovir alafenamide, and tenofovir alafenamide hemifumarate and a second additional therapeutic agent selected from the group consisting of emtricitibine and lamivudine

37. A method of treating an HIV infection in a human having or at risk of having the infection by administering to the human a therapeutically effective amount of a compound of any one of claims 1–31 or a pharmaceutical composition of any one of claims 32 to 36.

38. Use of a compound of any one of claims 1–31 or a pharmaceutical composition of any one of claims 32 to 36 for the treatment of an HIV infection in a human having or at risk of having the infection.

39. A compound as described in any one of claims 1–31, or a pharmaceutically acceptable salt thereof, or a pharmaceutical composition of any one of claims 32 to 36 for use in medical therapy.

40. A compound as described in any one of claims 1–31, or a pharmaceutically acceptable salt thereof, or a pharmaceutical composition of any one of claims 32 to 36 for use in the prophylactic or therapeutic treatment of an HIV infection.

INTERNATIONAL SEARCH REPORT

International application No
PCT/US2014/046413

A. CLASSIFICATION OF SUBJECT MATTER

INV. C07D498/14 C07D471/14 A61K31/553 A61K31/4995 A61P31/18
ADD.

According to International Patent Classification (IPC) or to both national classification and IPC

B. FIELDS SEARCHED

Minimum documentation searched (classification system followed by classification symbols)
C07D

Documentation searched other than minimum documentation to the extent that such documents are included in the fields searched

Electronic data base consulted during the international search (name of data base and, where practicable, search terms used)

EPO-Internal, BEILSTEIN Data, CHEM ABS Data, WPI Data

C. DOCUMENTS CONSIDERED TO BE RELEVANT

Category*	Citation of document, with indication, where appropriate, of the relevant passages	Relevant to claim No.
A	WO 2006/116764 A1 (SHIONOGI & CO [JP]; JOHNS BRIAN ALVIN [US]) 2 November 2006 (2006-11-02) rings page 48; page 2, lines 19-26; claims 12-17,34,49-51,54-56; examples X1-X4,Z32,Z35,Z44,Z47,Z52,... ----- -/--	1-40



Further documents are listed in the continuation of Box C.



See patent family annex.

* Special categories of cited documents :

"A" document defining the general state of the art which is not considered to be of particular relevance

"E" earlier application or patent but published on or after the international filing date

"L" document which may throw doubts on priority claim(s) or which is cited to establish the publication date of another citation or other special reason (as specified)

"O" document referring to an oral disclosure, use, exhibition or other means

"P" document published prior to the international filing date but later than the priority date claimed

"T" later document published after the international filing date or priority date and not in conflict with the application but cited to understand the principle or theory underlying the invention

"X" document of particular relevance; the claimed invention cannot be considered novel or cannot be considered to involve an inventive step when the document is taken alone

"Y" document of particular relevance; the claimed invention cannot be considered to involve an inventive step when the document is combined with one or more other such documents, such combination being obvious to a person skilled in the art

"&" document member of the same patent family

Date of the actual completion of the international search

10 September 2014

Date of mailing of the international search report

18/09/2014

Name and mailing address of the ISA/

European Patent Office, P.B. 5818 Patentlaan 2
NL - 2280 HV Rijswijk
Tel. (+31-70) 340-2040,
Fax: (+31-70) 340-3016

Authorized officer

Ladenburger, Claude

INTERNATIONAL SEARCH REPORT

International application No
PCT/US2014/046413

C(Continuation). DOCUMENTS CONSIDERED TO BE RELEVANT		
Category*	Citation of document, with indication, where appropriate, of the relevant passages	Relevant to claim No.
A	TAKASHI KAWASUJI ET AL: "Carbamoyl Pyridone HIV-1 Integrase Inhibitors. 2. Bi- and Tricyclic Derivatives Result in Superior Antiviral and Pharmacokinetic Profiles", JOURNAL OF MEDICINAL CHEMISTRY, vol. 56, no. 3, 14 January 2013 (2013-01-14), pages 1124-1135, XP055138745, ISSN: 0022-2623, DOI: 10.1021/jm301550c the whole document	1-40
E	----- WO 2014/100323 A1 (GILEAD SCIENCES INC [US]; JIN HAOLUN [US]) 26 June 2014 (2014-06-26) page 3, lines 8-12; claims 1,2,4,33-46; examples 1-3,9-18,21-26,38-49,84-86,... -----	1-40

INTERNATIONAL SEARCH REPORT

Information on patent family members

International application No

PCT/US2014/046413

Patent document cited in search report	Publication date	Patent family member(s)	Publication date
WO 2006116764	A1	02-11-2006	
		AU 2006239177 A1	02-11-2006
		BR PI0610030 A2	11-10-2011
		CA 2606282 A1	02-11-2006
		DK 1874117 T3	23-09-2013
		DK 2465580 T3	10-03-2014
		EA 200702080 A1	28-04-2008
		EP 1874117 A1	09-01-2008
		EP 2465580 A1	20-06-2012
		EP 2527007 A1	28-11-2012
		ES 2437268 T3	09-01-2014
		ES 2446324 T3	07-03-2014
		HK 1107227 A1	03-01-2014
		HK 1172282 A1	08-08-2014
		JP 4295353 B2	15-07-2009
		JP 2008540343 A	20-11-2008
		JP 2009079058 A	16-04-2009
		KR 20080009733 A	29-01-2008
		KR 20130133061 A	05-12-2013
		MA 29460 B1	02-05-2008
		NZ 562339 A	28-01-2011
		PT 1874117 E	17-10-2013
		PT 2465580 E	25-02-2014
		SI 1874117 T1	31-01-2014
		SI 2465580 T1	30-04-2014
		TW I378931 B	11-12-2012
		US 2009318421 A1	24-12-2009
		US 2012115875 A1	10-05-2012
		US 2013172559 A1	04-07-2013
		US 2014200209 A1	17-07-2014
		WO 2006116764 A1	02-11-2006
WO 2014100323	A1	26-06-2014	
		US 2014221356 A1	07-08-2014
		UY 35213 A	30-06-2014
		WO 2014100323 A1	26-06-2014