



(86) Date de dépôt PCT/PCT Filing Date: 2016/06/01
(87) Date publication PCT/PCT Publication Date: 2016/12/22
(45) Date de délivrance/Issue Date: 2023/10/24
(85) Entrée phase nationale/National Entry: 2017/09/14
(86) N° demande PCT/PCT Application No.: KR 2016/005798
(87) N° publication PCT/PCT Publication No.: 2016/204429
(30) Priorités/Priorities: 2015/06/18 (KR10-2015-0086372);
2016/05/31 (KR10-2016-0067210)

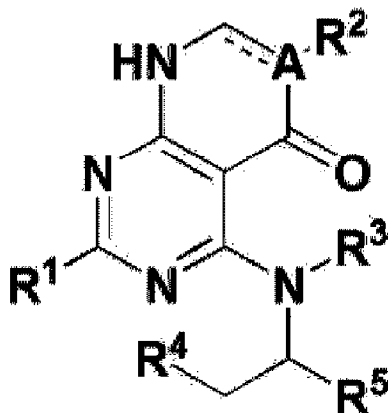
(51) Cl.Int./Int.Cl. *C07D 471/04* (2006.01),
A61K 31/519 (2006.01), *A61K 31/53* (2006.01),
A61P 11/00 (2006.01), *A61P 35/00* (2006.01),
A61P 37/06 (2006.01), *C07D 487/04* (2006.01),
C07D 519/00 (2006.01)

(72) Inventeurs/Inventors:
LEE, GE HYEONG, KR;
LIM, HEE-JONG, KR;
CHO, HEEYEONG, KR;
PARK, WOO KYU, KR;
KIM, SEONG HWAN, KR;
CHOI, JUNG HWAN, KR

(73) Propriétaire/Owner:

(54) Titre : DERIVE HETEROARYLE OU SEL PHARMACEUTIQUEMENT ACCEPTABLE DE CE DERNIER, SON
PROCEDE DE PREPARATION ET COMPOSITION PHARMACEUTIQUE DESTINEE A PREVENIR OU A TRAITER
DES MALADIES ASSOCIEES A DES PI3 KINASES, LE CONTENANT EN TANT QUE PRINCIPE ACTIF
(54) Title: HETEROARYL DERIVATIVE OR PHARMACEUTICALLY ACCEPTABLE SALT THEREOF, PREPARATION
METHOD THEREFOR, AND PHARMACEUTICAL COMPOSITION FOR PREVENTING OR TREATING DISEASES
ASSOCIATED WITHPI3 KINASES, CONTAINING SAME AS ACTIVE INGREDIENT

[Formula 1]



(57) Abrégé/Abstract:

The present invention relates to a heteroaryl derivative represented by formula 1 or a pharmaceutically acceptable salt thereof, a preparation method therefor, and a pharmaceutical composition for preventing or treating diseases associated with PI3 kinases,

(73) **Propriétaires(suite)/Owners(continued)**: KOREA RESEARCH INSTITUTE OF CHEMICAL TECHNOLOGY, KR

(74) **Agent**: SMART & BIGGAR LP

(57) **Abrégé(suite)/Abstract(continued)**:

containing the same as an active ingredient. The heteroaryl derivative according to the present invention has an excellent effect of selectively inhibiting PI3 kinases, thereby being useful in preventing or treating PI3 kinase diseases such as cancers, autoimmune diseases, and respiratory diseases.

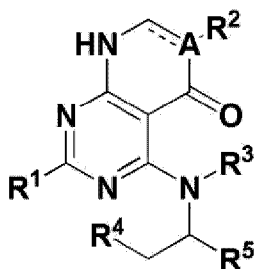
(see Formula 1)

in the formula 1,
---, A, R¹, R², R³, R⁴, and R⁵ are as defined in the specification.

ABSTRACT

The present invention relates to a heteroaryl derivative represented by formula 1 or a pharmaceutically acceptable salt thereof, a preparation method therefor, and a pharmaceutical composition for preventing or treating diseases associated with PI3 kinases, containing the same as an active ingredient. The heteroaryl derivative according to the present invention has an excellent effect of selectively inhibiting PI3 kinases, thereby being useful in preventing or treating PI3 kinase diseases such as cancers, autoimmune diseases, and respiratory diseases.

[Formula 1]



in the formula 1,

---, A, R¹, R², R³, R⁴, and R⁵ are as defined in the specification.

DEMANDE OU BREVET VOLUMINEUX

LA PRÉSENTE PARTIE DE CETTE DEMANDE OU CE BREVET COMPREND PLUS D'UN TOME.

CECI EST LE TOME 1 DE 2
CONTENANT LES PAGES 1 À 333

NOTE : Pour les tomes additionels, veuillez contacter le Bureau canadien des brevets

JUMBO APPLICATIONS/PATENTS

THIS SECTION OF THE APPLICATION/PATENT CONTAINS MORE THAN ONE VOLUME

THIS IS VOLUME 1 OF 2
CONTAINING PAGES 1 TO 333

NOTE: For additional volumes, please contact the Canadian Patent Office

NOM DU FICHIER / FILE NAME :

NOTE POUR LE TOME / VOLUME NOTE:

HETEROARYL DERIVATIVE OR PHARMACEUTICALLY ACCEPTABLE
SALT THEREOF, PREPARATION METHOD THEREFOR, AND
PHARMACEUTICAL COMPOSITION FOR PREVENTING OR TREATING
DISEASES ASSOCIATED WITH PI3 KINASES, CONTAINING SAME AS
5 ACTIVE INGREDIENT

BACKGROUND OF THE INVENTION

1. Field of the Invention

10 The present invention relates to a heteroaryl
derivatives or a pharmaceutically acceptable salt thereof,
a preparation method thereof, and a pharmaceutical
composition comprising the same as an active ingredient for
the prevention or treatment of PI3 kinase related diseases.

15

2. Description of the Related Art

As indicated in the fluid mosaic model, the eukaryotic
cell membrane is not even and floated or anchored to form a
specialized compartment, which is called a lipid raft.
20 This lipid raft is rich in cholesterol so as to prevent
lysis of the membrane by a detergent. Some proteins prefer
lipid attachment than being hydrophobic transmembrane
anchored. Phosphatidyl inositol is an intracellular
protein found in the lipid raft on cell membrane, which is
25 attached on cell membrane by fatty acid or prenyl link.
The lipid raft is very dynamic and can coagulate proteins
to make them very active.

The protein phosphorylation mediated by kinase is an important way for a cell to regulate physiological activities. The activity of many enzymes is regulated by the phosphorylation mediated by kinase. Another important role of the kinase-mediated phosphorylation is to provide a protein binding site. That is, other proteins are gathered together in the binding site of the phosphorylated area and bound together there without changing the inherent characteristics of the phosphorylated protein. Many kinases involved in signal transduction are found in the lipid raft on the intracellular surface of cell membrane. When a membrane-associated protein is phosphorylated by the activation of a cell surface receptor, this phosphorylated area becomes the protein binding site for those proteins floating alone. These target proteins are not active when they are floating alone without being attached in cytoplasm but become phosphorylated and active when they are gathered together in the binding site to increase their concentration there.

Phosphatidylinositol 3-kinase (PI3 kinase; PI3K) is the lipid kinase that is responsible for the phosphorylation of a lipid molecule instead of a protein, which plays an important role in cell survival, signal transduction, and control of membrane trafficking. Once there is a problem in any of these regulations, a disease

such as cancer, inflammatory disease, and autoimmune disease is developed.

Signal transduction in the cell through 3'-phosphorylated phosphoinositide is associated with various cellular processes such as malignant transformation, growth factor signaling, inflammation, and immunity. PI3 kinase playing a role in producing the phosphorylated signal transduction product was first identified in the course of investigation of the interaction between the viral oncoprotein that induced the phosphorylation of phosphatidylinositol (PI) and its phosphorylated derivative at 3-OH of inositol ring and the growth factor receptor tyrosin kinase.

Phosphatidylinositol-3,4,5-triphosphate (PIP3), the primary product of the PI3 kinase activation, is up-regulated by treating cells with various stimuli which are exemplified by growth factor and inflammatory stimuli, hormone, neurotransmitter, and antigen receptor mediated signal transduction, etc. So, the activation of PI3 kinase, even though it is not dominant, presents one of the cell surface receptor activation associated signal transductions in mammals. Therefore, the PI3 kinase activation is believed to be involved in a variety of cell responses including cell growth, migration, differentiation, and apoptosis.

PI3 kinase is the enzyme to phosphorylate the 3rd position (3-OH) of the inositol ring moiety of phosphatidylinositol by using ATP (adenosine triphosphate). Precisely, PI3 kinase phosphorylates 3'-OH of inositol
5 ring of phosphatidylinositide to change PIP2 into PIP3. This PIP3 is then functioning as a binding site for the protein kinases containing pleckstrin homology. These protein kinases regulate important cell functions one another. Among the PIP3 binding protein kinases, the most
10 important one is the serine/threonine kinase that is AKT or PKB (protein kinase B), which regulates cell growth, cell survival, and cell division via its downstream mTOR, GSK3 β , Foxo 3a, p70S6K, and NF- κ B.

It was confirmed by the primary purification and
15 molecular cloning of PI3 kinase that PI3 kinase is a heterodimer composed of p85 and p110 subunits. Considering sequence homology and substrate specificity, it belongs to class I and class I is also classified into class IA and class IB.

20 Class IA includes PI3K α , PI3K β , and PI3K δ , and class IA is the downstream of RTK (receptor tyrosine kinase). Class IB represents PI3K γ , and is the downstream of G protein coupled receptor. Each class is composed of the 110 kDa catalytic subunit and the control subunit.

25 More particularly, three catalytic subunits, p110 α , p110 β , and p110 δ , contain ATP binding domain and interact with the control subunit p85 equally and also are activated

by receptor tyrosine kinase. In the meantime, PI3Ky interacts with another control subunit p101 and is activated by the heterotrimer G-protein. Control domain includes the domain for anchoring on the cell surface
5 receptor.

When ATP binding is inhibited, PIP2 phosphorylation is suppressed and therefore PIP3 is not generated. As a result, an important regulatory protein such as AKT cannot be functioning for anchoring on the cell membrane. So, it
10 is an important target of drug development to inhibit such a catalytic subunit and its ATP binding site.

As explained hereinafter, the expression pattern of each PI3K differs from each other in human cells and
15 tissues. PI3K α and PI3K β display a wide tissue distribution, while PI3Ky is mainly found in white blood cells and also found in skeleton muscle, liver, pancreas, and heart. PI3K δ is only expressed in spleen, thymus, and peripheral blood lymphocytes. The expression pattern above
20 indicates that PI3K α and PI3K β are deeply involved in cancer, while PI3Ky and PI3K δ are rather associated with adaptive immune system such as rheumatoid arthritis (RA), systemic lupus erythematosus (SLE), and hematological malignance.

25 Particularly, p110 α mutation has been found in some solid tumors. For example, α amplification has been confirmed to be associated with 50% of ovarian cancer,

cervical cancer, lung cancer, and breast cancer, and hyperactivation has been confirmed to be associated with at least 50% of colon cancer and at least 25% of breast cancer. P110 β is confirmed to be involved in
5 thrombopoiesis and the p110 γ associated compounds have been developed as an immunosuppressant for autoimmune disease. The autoimmune disease herein includes rheumatoid arthritis and systemic lupus erythematosus.

P110 δ plays a key role in B and T cell activation.
10 Further, δ is also partly involved in neutrophil migration and sudden increase of respiration. It is also confirmed that δ can partially interrupt the antigen-IgE mediated mast cell degranulation. P110 δ draws our attention as an important mediator for not only autoimmune disease and
15 allergic reaction but also multiple major inflammatory reactions including abnormal inflammatory diseases. Target evaluation data for p110 δ have been filed up from the studies using the genetic tools and pharmacological agonists, which support the confirmation above. The
20 inhibition of δ results in the significant improvement of inflammation and the related disease, confirmed in the ovalbumin induced airway inflammation murine asthma model. Rituximab and Belimumab, the PI3K δ monoclonal antibodies, are effective in RA and SLE.

25

It is also disclosed recently that PI3K is involved in the inflammation in the lung and the ear. The mechanism

involved in there is not completely explained yet the over-expressed p110 δ -AKT-mTOR pathway increases aerobic glycolysis but decreases the function and survival of lymphocytes, leading to the decrease of immune response.

5 Chronic inflammation is not unique in autoimmune disease, but PI3K δ and phosphorylated-AKT are characteristically up-regulated in chronic obstructive pulmonary disease (COPD). The over-expression of PI3K δ and phosphorylated-AKT is not only associated with immune
10 disease but also associated with inflammation.

 Therefore, it is suggested that the inhibition of PI3K δ can be effective not only in treating autoimmune disease such as rheumatoid arthritis (RA) and systemic lupus erythematosus (SLE) but also in treating chronic non-
15 autoimmune disease such as chronic obstructive pulmonary disease (COPD).

 It has been recently reported that a novel compound with a novel structure to inhibit selectively PI3 kinase
20 has been developed. Precisely, patent reference 1 presents a compound useful for cancer treatment which displays the PI3K enzyme inhibiting activity. Patent reference 2 describes that 4-morpholino-substituted bicyclic heteroaryl compound has the PI3K activity inhibiting effect.

25

 Thus, the present inventors tried to develop a novel compound with a novel structure that is effective in

inhibiting PI3 kinase selectively. In the course of the study, the inventors confirmed that the heteroaryl derivative with a specific structure had the activity of inhibiting PI3K α , β , δ , and γ selectively and particularly
5 was more excellent in inhibiting PI3K δ and γ . Therefore, the inventors confirmed that the heteroaryl derivative can be effectively used as a pharmaceutical composition for the prevention and treatment of PI3 kinase related diseases, leading to the completion of this invention.

10

【PRIOR ART REFERENCE】**【PATENT REFERENCE】**

(Patent Reference 1) International Patent Publication
No. 2004/048365

15 (Patent Reference 2) European Patent No. 1,277,738

SUMMARY OF THE INVENTION

It is an object of the present invention to provide a
20 heteroaryl derivative, an optical isomer thereof, or a pharmaceutically acceptable salt of the same.

It is another object of the present invention to provide a method for preparing the said heteroaryl derivative, the optical isomer thereof, or the
25 pharmaceutically acceptable salt of the same.

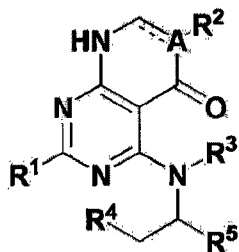
It is also an object of the present invention to provide a pharmaceutical composition for the prevention or

treatment of PI3 kinase related diseases which comprises the said heteroaryl derivative, the optical isomer thereof, or the pharmaceutically acceptable salt of the same as an active ingredient.

5 It is further an object of the present invention to provide a health food composition for the prevention or improvement of PI3 kinase related diseases which comprises the said heteroaryl derivative, the optical isomer thereof, or the pharmaceutically acceptable salt of the same as an
10 active ingredient.

To achieve the above objects, the present invention provides the compound represented by formula 1, the optical isomer thereof, or the pharmaceutically acceptable salt of
15 the same:

[Formula 1]



In the formula 1,

---- is single bond or double bond;

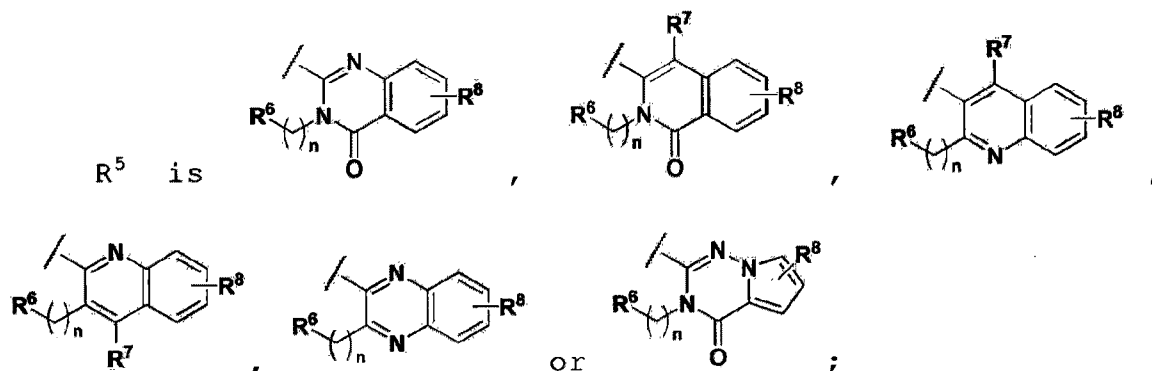
20 A is carbon (C) or nitrogen (N);

R¹ is hydrogen (H), -NH₂, or C₁₋₅ straight or branched alkylthio;

R^2 is H, -CN, C_{1-5} straight or branched alkyl, unsubstituted C_{3-7} cycloalkyl or halogen;

R^3 and R^4 are independently H or C_{1-5} straight or branched alkyl; or

5 R^3 and R^4 can form 5 ~ 7 membered unsubstituted heterocycloalkyl containing one or more hetero atoms of N along with the atoms which are conjugated to the same; and



10 wherein, n is an integer of 0 ~ 3,

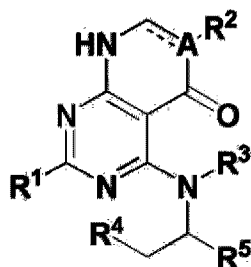
R^6 is unsubstituted or substituted C_{6-10} aryl or unsubstituted or substituted 5 ~ 10 membered heteroaryl containing one or more hetero atoms selected from the group consisting of N, O, and S. In the said substituted aryl and the substituted heteroaryl, one or more substituents selected from the group consisting of halogen, C_{1-5} straight or branched alkyl, and C_{1-5} straight or branched alkylsulfonyl can be substituted,

R^7 and R^8 are independently H, halogen, -CN, -OH, 20 unsubstituted or substituted C_{6-10} aryl, unsubstituted or substituted 5 ~ 10 membered heteroaryl containing one or more hetero atoms selected from the group consisting of N,

O, and S, C₁₋₅ straight or branched alkyl, C₁₋₅ straight or branched alkoxy, C₁₋₅ straight or branched alkyloxyalkyl, C₁₋₅ straight or branched alkylsulfonyl, C₁₋₅ straight or branched alkylthio, or -NR⁹R¹⁰, wherein R⁹ and R¹⁰ are independently H, C₁₋₅ straight or branched alkyl, C₁₋₅ straight or branched alkylamino, unsubstituted or substituted C₆₋₁₀ aryl, unsubstituted or substituted 5 ~ 10 membered heteroaryl containing one or more hetero atoms selected from the group consisting of N, O, and S, or unsubstituted or substituted 3 ~ 8 membered heterocycloalkyl containing one or more hetero atoms selected from the group consisting of N, O, and S. In the said substituted C₆₋₁₀ aryl, the substituted 5 ~ 10 membered heteroaryl, and the substituted 3 ~ 8 membered heterocycloalkyl, one or more substituents selected from the group consisting of halogen and C₁₋₅ straight or branched alkyl can be substituted.

In one aspect the invention provides a compound represented by formula 1, an optical isomer thereof, or a pharmaceutically acceptable salt thereof:

[Formula 1]



wherein, in the formula 1,

--- is single bond or double bond;

A is carbon (C) or nitrogen (N);

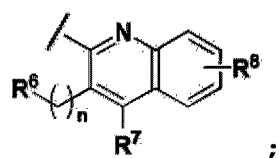
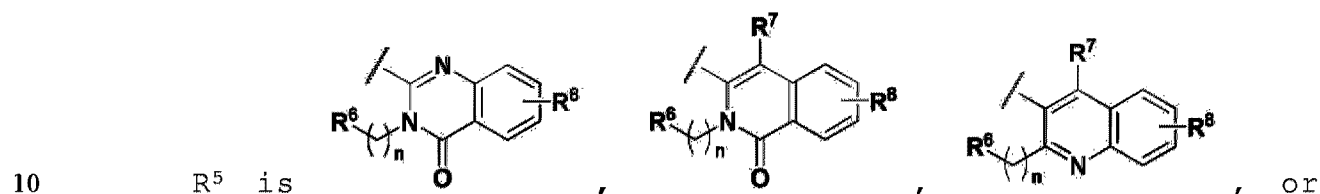
R¹ is hydrogen (H), or -NH₂;

R² is H, -CN, C₁₋₅ straight or branched alkyl,
5 unsubstituted C₃₋₇ cycloalkyl or halogen;

R³ is H;

R⁴ is H or C₁₋₅ straight or branched alkyl; or

R³ and R⁴ can form pyrrolidine along with the atoms which
are conjugated to the same; and



wherein, n is an integer of 0 ~ 3,

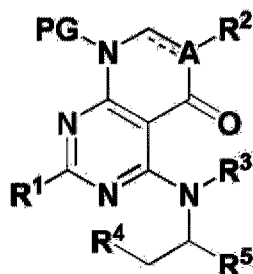
R⁶ is unsubstituted or substituted phenyl or
unsubstituted or substituted pyridinyl, in which said
15 substituted phenyl and the substituted pyridinyl have one or
more substituents selected from the group consisting of
halogen, C₁₋₅ straight or branched alkyl, and C₁₋₅ straight or
branched alkylsulfonyl,

R⁷ is H, halogen, or unsubstituted pyridinyl, and

20 R⁸ is H, or halogen.

In another aspect, the invention provides an intermediate compound represented by formula 1B below or an optical isomer of the same:

[Formula 1B]



wherein, in the formula 1B,

---, A, R¹, R², R³, R⁴, and R⁵ are as defined above; and

PG is an amine protecting group selected from the group consisting of t-butyloxycarbonyl (Boc), carbobenzyloxy (Cbz), 9-fluorenylmethyloxycarbonyl (Fmoc), acetyl (Ac), benzoyl (Bz), benzyl (Bn), p-methoxybenzyl (PMB), 3,4-dimethoxybenzyl (DMPM), p-methoxyphenyl (PMP), tosyl (Ts), 2,2,2-trichloroethoxycarbonyl (Troc), 2-trimethylsilylethoxycarbonyl (Teoc), and aryloxycarbonyl (Alloc).

The present invention also provides a method for preparing the compound represented by formula 1a comprising the following steps as shown in the below reaction scheme 1:

preparing the compound represented by formula 2A by reacting the compound represented by formula 2 and the compound represented by formula 3 (step 1);

preparing the compound represented by formula 5 by reacting the compound represented by formula 2A prepared in step 1 and the compound represented by formula 4 (step 2);

preparing the compound represented by formula 7 by
5 reacting the compound represented by formula 5 prepared in step 2 and the compound represented by formula 6 (step 3);

preparing the compound represented by formula 8 by reacting the compound represented by formula 7 prepared in step 3 and the compound represented by formula 2B under basic
10 condition (step 4);

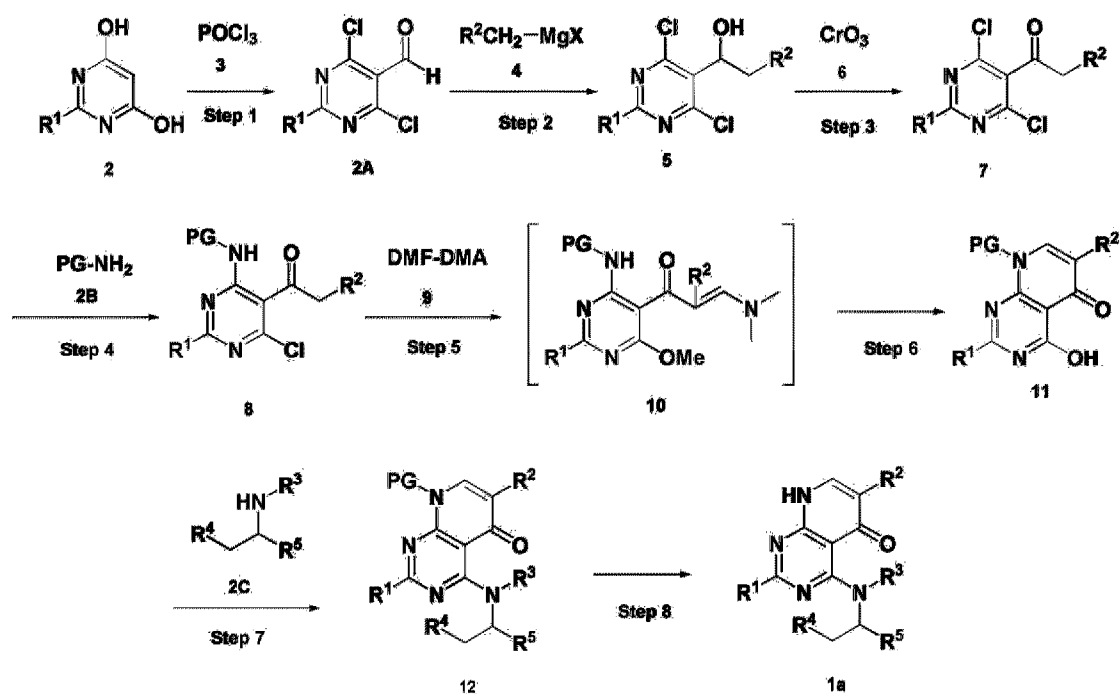
preparing the compound represented by formula 10 by reacting the compound represented by formula 8 prepared in step 4 and the compound represented by formula 9 (step 5);

preparing the compound represented by formula 11 by
15 reacting the compound represented by formula 10 prepared in step 5 under acidic condition (step 6);

preparing the compound represented by formula 12 by reacting the compound represented by formula 11 prepared in step 6 and the compound represented by formula 2C (step 7);
20 and

preparing the compound represented by formula 1a by eliminating the amine protecting group from the compound represented by formula 12 prepared in step 7 under acidic condition (step 8):

25 [Reaction Formula 1]



wherein, in the reaction formula 1,

PG is amine protecting group;

the compound represented by formula 1a is a derivative
 5 of the compound represented by formula 1, in which R^1 , R^2 , R^3 , R^4 , and R^5 are as defined above.

The present invention also provides a method for
 preparing the compound represented by formula 1b comprising
 the following steps as shown in the below reaction scheme 2:

10 preparing the compound represented by formula 15 by
 reacting the compound represented by formula 2A and the
 compound represented by formula 14 (step 1);

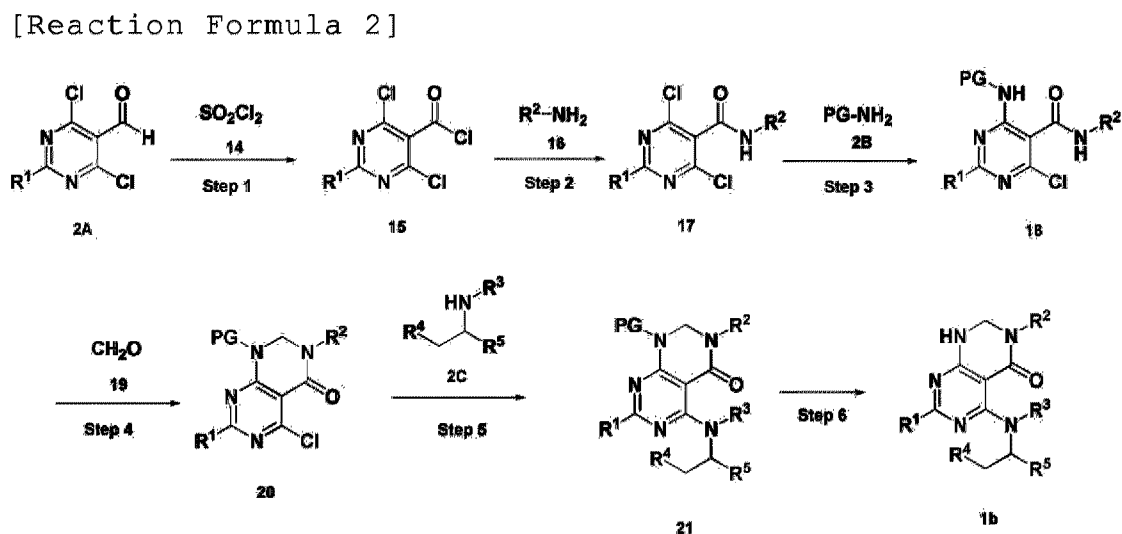
preparing the compound represented by formula 17 by
 reacting the compound represented by formula 15 prepared in
 15 step 1 and the compound represented by formula 16 (step 2);

preparing the compound represented by formula 18 by reacting the compound represented by formula 17 prepared in step 2 and the compound represented by formula 2B (step 3);

preparing the compound represented by formula 20 by reacting the compound represented by formula 18 prepared in step 3 and the compound represented by formula 19 (step 4);

preparing the compound represented by formula 21 by reacting the compound represented by formula 20 prepared in step 4 and the compound represented by formula 2C under basic condition (step 5); and

preparing the compound represented by formula 1b by eliminating the amine protecting group from the compound represented by formula 21 prepared in step 5 under acidic condition (step 6):



the compound represented by formula 1b is a derivative of the compound represented by formula 1, in which R¹, R², R³, R⁴, and R⁵ are as defined above.

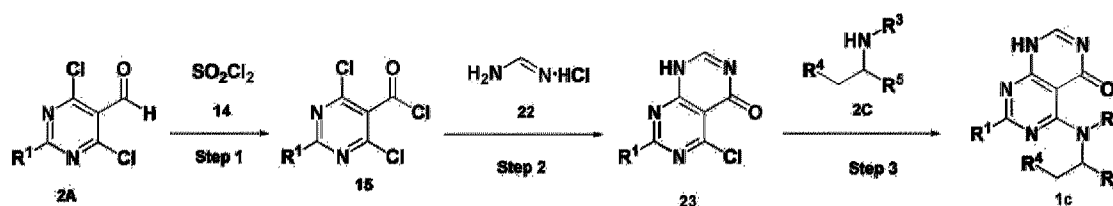
The present invention also provides a method for preparing the compound represented by formula 1c comprising the following steps as shown in the below reaction scheme 3:

preparing the compound represented by formula 15 by reacting the compound represented by formula 2A and the compound represented by formula 14 (step 1);

10 preparing the compound represented by formula 23 by reacting the compound represented by formula 15 prepared in step 1 and the compound represented by formula 22 (step 2); and

15 preparing the compound represented by formula 1c by reacting the compound represented by formula 23 prepared in step 2 and the compound represented by formula 2C under basic condition (step 3):

[Reaction Formula 3]



20 wherein, in the reaction formula 3,
PG is amine protecting group;

the compound represented by formula 1c is a derivative of the compound represented by formula 1, in which R¹, R³, R⁴, and R⁵ are as defined above.

The present invention also provides a pharmaceutical
5 composition which comprises the compound represented by formula 1, the optical isomer thereof, or the pharmaceutically acceptable salt thereof of the invention and a diluent or excipient.

The present invention also provides the pharmaceutical
10 composition of the invention for the prevention or treatment of PI3 kinase related disease.

The present invention also provides a health functional food composition which comprises the compound represented by formula 1, the optical isomer thereof, or the
15 pharmaceutically acceptable salt thereof of the invention and a flavor or natural carbohydrate.

The present invention also provides the health functional food composition of the invention for the prevention or improvement of PI3 kinase related disease.

20 The present invention also provides a compound represented by formula 1, the optical isomer thereof, or the pharmaceutically acceptable salt thereof of the invention for use in the prevention or treatment of PI3 kinase related disease.

25 The present invention also provides a use of a compound represented by formula 1, the optical isomer thereof, or the

pharmaceutically acceptable salt thereof of the invention for the prevention or treatment of PI3 kinase related disease.

The present invention also provides a use of a compound represented by formula 1, the optical isomer thereof, or the
5 pharmaceutically acceptable salt thereof of the invention for manufacture of a medicament for the prevention or treatment of PI3 kinase related disease.

The present invention also provides a pharmaceutical composition for the prevention or treatment of PI3 kinase
10 related diseases which comprises the said heteroaryl derivative, the optical isomer thereof, or the pharmaceutically acceptable salt of the same as an active ingredient.

In addition, the present invention provides a health
15 food composition for the prevention or improvement of PI3 kinase related diseases which comprises the said heteroaryl derivative, the optical isomer thereof, or the pharmaceutically acceptable salt of the same as an active ingredient.

ADVANTAGEOUS EFFECT

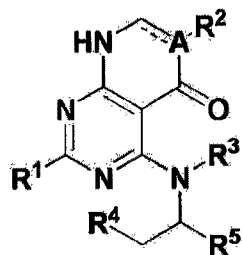
The heteroaryl derivative of the present invention is excellent in inhibiting PI3 kinase selectively, so that it
5 can be effectively used for the prevention or treatment of PI3 kinase related diseases including cancer such as hematological malignance, ovarian cancer, cervical cancer, breast cancer, colorectal cancer, liver cancer, stomach cancer, pancreatic cancer, colon cancer, peritoneal
10 metastasis, skin cancer, bladder cancer, prostate cancer, thyroid cancer, lung cancer, osteosarcoma, fibrous tumor, and brain tumor; autoimmune disease such as rheumatoid arthritis, systemic lupus erythematosus, multiple sclerosis, type 1 diabetes, hyperthyroidism, myasthenia, Crohn's
15 disease, ankylosing spondylitis, psoriasis, autoimmune pernicious anemia, and Sjogren's syndrome; and respiratory disease such as chronic obstructive pulmonary disease(COPD), rhinitis, asthma, chronic bronchitis, chronic inflammatory lung disease, silicosis, pulmonary sarcoidosis, pleurisy,
20 alveolitis, vasculitis, emphysema, pneumonia, and bronchiectasis.

DESCRIPTION OF THE PREFERRED EMBODIMENTS

25 Hereinafter, the present invention is described in detail.

The present invention provides the compound represented by formula 1, the optical isomer thereof, or the pharmaceutically acceptable salt of the same:

[Formula 1]



5

In the formula 1,

---- is single bond or double bond;

A is carbon (C) or nitrogen (N);

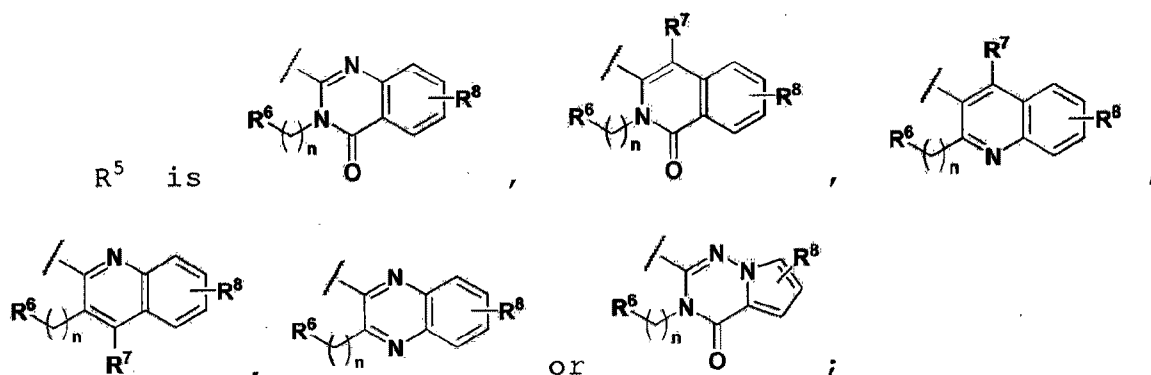
R¹ is hydrogen (H), -NH₂, or C₁₋₅ straight or branched
10 alkylthio;

R² is H, -CN, C₁₋₅ straight or branched alkyl, unsubstituted C₃₋₇ cycloalkyl or halogen;

when ---- is double bond and A is N, R² is not existed,

R³ and R⁴ are independently H or C₁₋₅ straight or
15 branched alkyl; or

R³ and R⁴ can form 5 ~ 7 membered unsubstituted heterocycloalkyl containing one or more hetero atoms of N along with the atoms which are conjugated to the same; and



wherein, n is an integer of 0 ~ 3,

R^6 is unsubstituted or substituted C_{6-10} aryl or
 5 unsubstituted or substituted 5 ~ 10 membered heteroaryl
 containing one or more hetero atoms selected from the group
 consisting of N, O, and S. In the said substituted aryl
 and the substituted heteroaryl, one or more substituents
 selected from the group consisting of halogen, C_{1-5} straight
 10 or branched alkyl, and C_{1-5} straight or branched
 alkylsulfonyl can be substituted,

R^7 and R^8 are independently H, halogen, -CN, -OH,
 unsubstituted or substituted C_{6-10} aryl, unsubstituted or
 substituted 5 ~ 10 membered heteroaryl containing one or
 15 more hetero atoms selected from the group consisting of N,
 O, and S, C_{1-5} straight or branched alkyl, C_{1-5} straight or
 branched alkoxy, C_{1-5} straight or branched alkyloxyalkyl, C_{1-5}
 straight or branched alkylsulfonyl, C_{1-5} straight or
 branched alkylthio, or $-NR^9R^{10}$, wherein R^9 and R^{10} are
 20 independently H, C_{1-5} straight or branched alkyl, C_{1-5}
 straight or branched alkylamino, unsubstituted or
 substituted C_{6-10} aryl, unsubstituted or substituted 5 ~ 10

membered heteroaryl containing one or more hetero atoms selected from the group consisting of N, O, and S, or unsubstituted or substituted 3 ~ 8 membered heterocycloalkyl containing one or more hetero atoms
 5 selected from the group consisting of N, O, and S. In the said substituted C₆₋₁₀ aryl, the substituted 5 ~ 10 membered heteroaryl, and the substituted 3 ~ 8 membered heterocycloalkyl, one or more substituents selected from the group consisting of halogen and C₁₋₅ straight or
 10 branched alkyl can be substituted.

Preferably,

In the formula 1,

— is single bond or double bond;

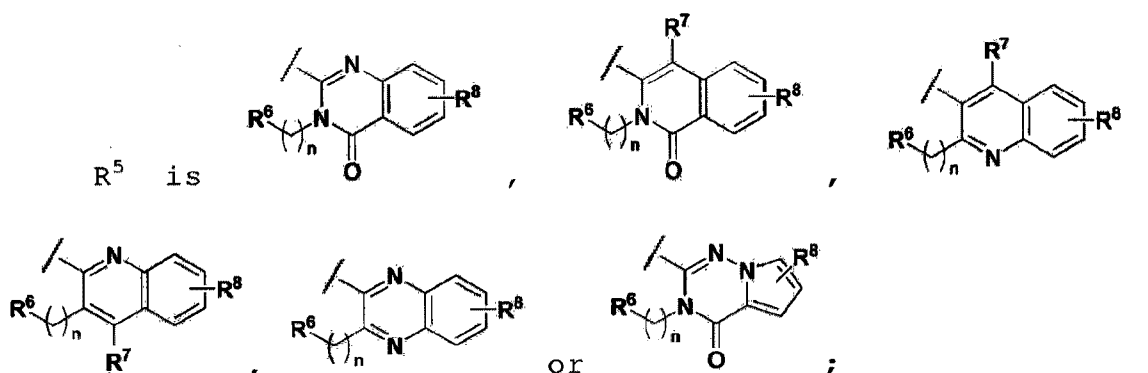
15 A is carbon (C) or nitrogen (N);

R¹ is H, -NH₂, or methylthio;

R² is H, -CN, C₁₋₃ straight or branched alkyl, unsubstituted C₃₋₅ cycloalkyl or halogen;

R³ and R⁴ are independently H or C₁₋₅ straight or
 20 branched alkyl; or

R³ and R⁴ can form 5 ~ 7 membered unsubstituted heterocycloalkyl containing one or more hetero atoms of N along with the atoms which are conjugated to the same; and



wherein, n is an integer of 0 or 1,

R^6 is unsubstituted or substituted C_{6-10} aryl or
 5 unsubstituted or substituted 5 ~ 10 membered heteroaryl
 containing one or more hetero atoms selected from the group
 consisting of N, O, and S. In the said substituted aryl
 and the substituted heteroaryl, one or more substituents
 selected from the group consisting of halogen and C_{1-5}
 10 straight or branched alkyl can be substituted,

R^7 is H, halogen, unsubstituted or substituted C_{6-10}
 aryl, or unsubstituted or substituted 5 ~ 7 membered
 heteroaryl containing one or more hetero atoms selected
 from the group consisting of N, O, and S. In the said
 15 substituted aryl and the substituted heteroaryl, one or
 more substituents selected from the group consisting of
 halogen and C_{1-5} straight or branched alkyl can be
 substituted, and

R^8 is H, halogen, C_{1-3} straight or branched alkyl, or
 20 C_{1-3} straight or branched alkoxy.

More preferably,

In the formula 1,

--- is single bond or double bond;

A is carbon (C) or nitrogen (N);

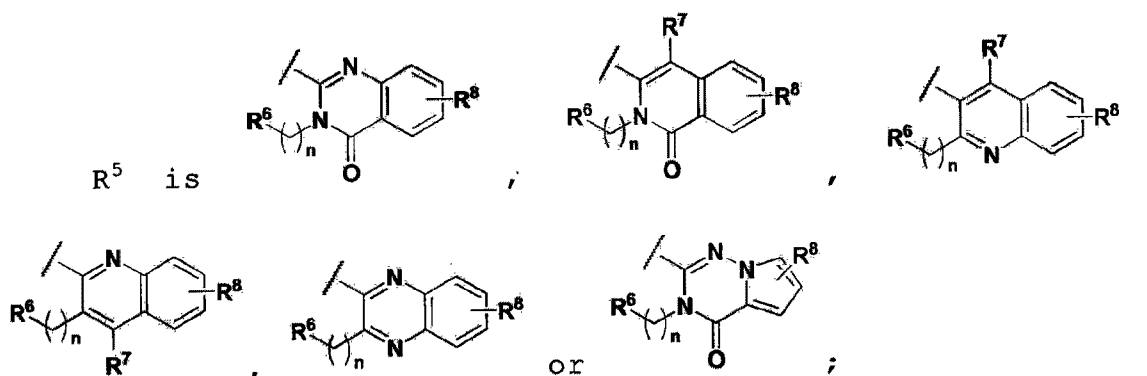
R¹ is H, -NH₂, or methylthio;

5 R² is H, -CN, C₁₋₃ straight or branched alkyl, unsubstituted C₃₋₅ cycloalkyl or halogen;

R³ is H;

R⁴ is H or C₁₋₃ straight or branched alkyl; or

R³ and R⁴ can form 5 ~ 7 membered unsubstituted
10 heterocycloalkyl containing one atom of N along with the atoms which are conjugated to the same; and



wherein, n is an integer of 0 or 1,

15 R⁶ is unsubstituted or substituted phenyl or pyridinyl, in the said substituted phenyl and pyridinyl, one or more substituents selected from the group consisting of halogen and C₁₋₃ straight or branched alkyl can be substituted;

20 R⁷ is H, halogen, or unsubstituted or substituted 5 ~ 7 membered heteroaryl containing one or more hetero atoms of N. In the said substituted aryl and the substituted

heteroaryl, one or more substituents selected from the group consisting of halogen and C₁₋₃ straight or branched alkyl can be substituted, and

R⁸ is H, halogen, or C₁₋₃ straight or branched alkyl.

5

More preferably,

In the formula 1,

--- is single bond or double bond;

A is carbon (C) or nitrogen (N);

10

R¹ is H or -NH₂;

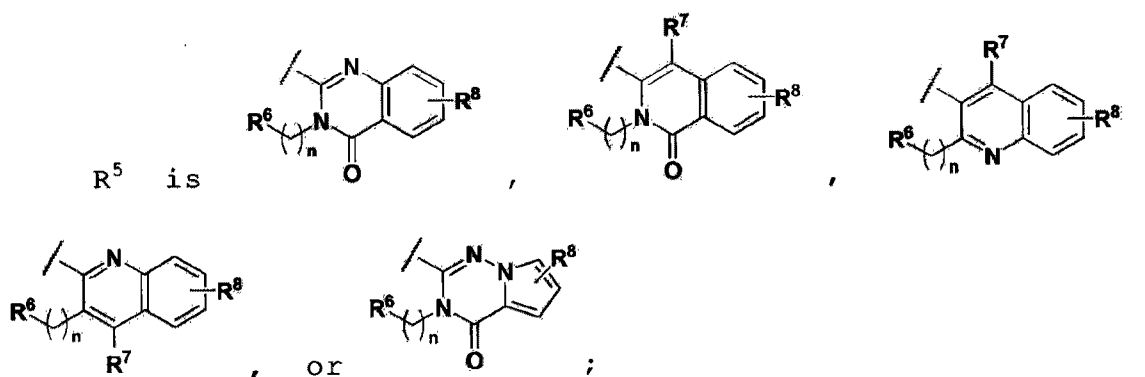
R² is H, -F, -Cl, -CN, methyl, ethyl, propyl, isopropyl, cyclopropyl, or cyclopentyl;

R³ is H;

R⁴ is H or methyl; or

15

R³ and R⁴ can form pyrrolidine along with the atoms which are conjugated to the same; and



wherein, n is an integer of 0 or 1,

20

R⁶ is unsubstituted or substituted phenyl or pyridinyl,

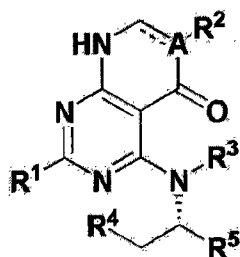
in the said substituted phenyl and pyridinyl, one or more substituents selected from the group consisting of -F, -Cl, and methyl can be substituted;

R^7 is H, -F, -Cl, or pyridinyl; and

5 R^8 is H, -F, or -Cl.

The compound represented by formula 1 herein can be the compound represented by formula 1A, the optical isomer thereof, or the pharmaceutically acceptable salt of the
10 same.

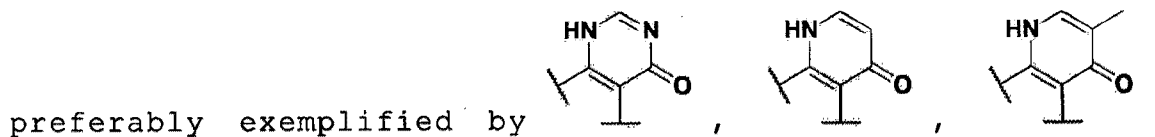
[Formula 1A]

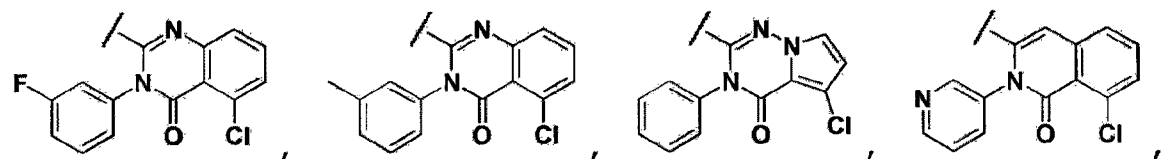
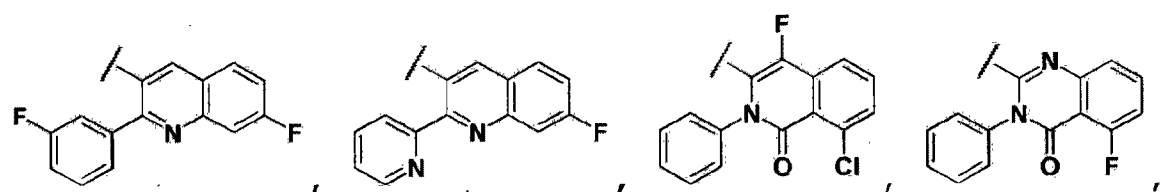
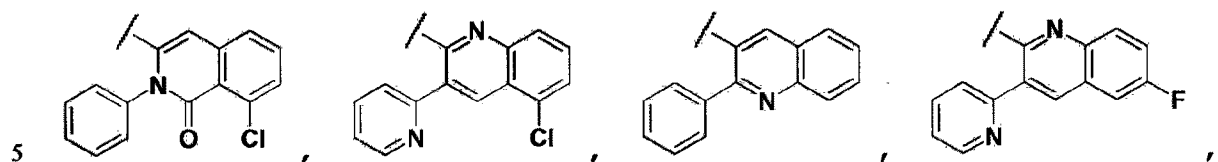
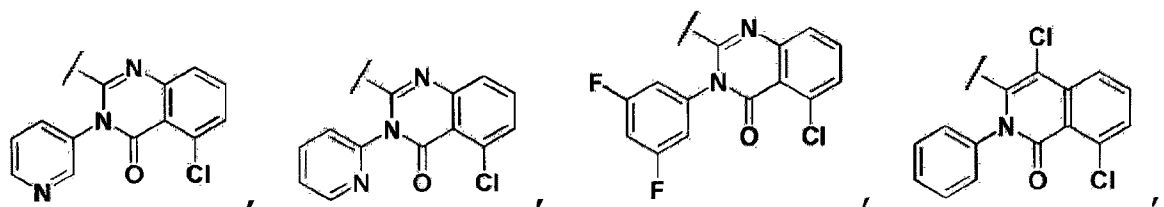
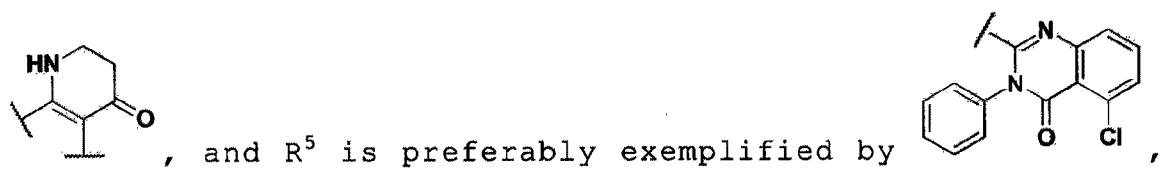
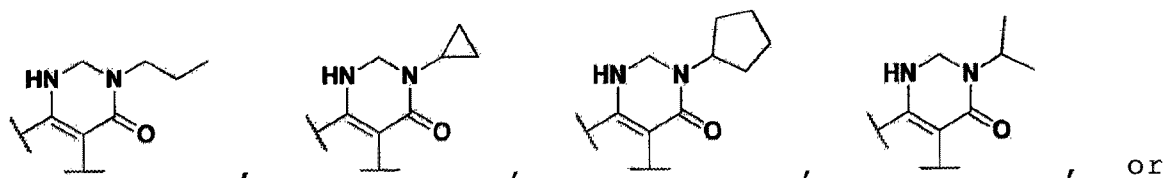
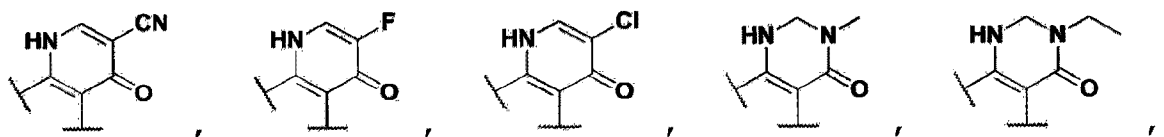


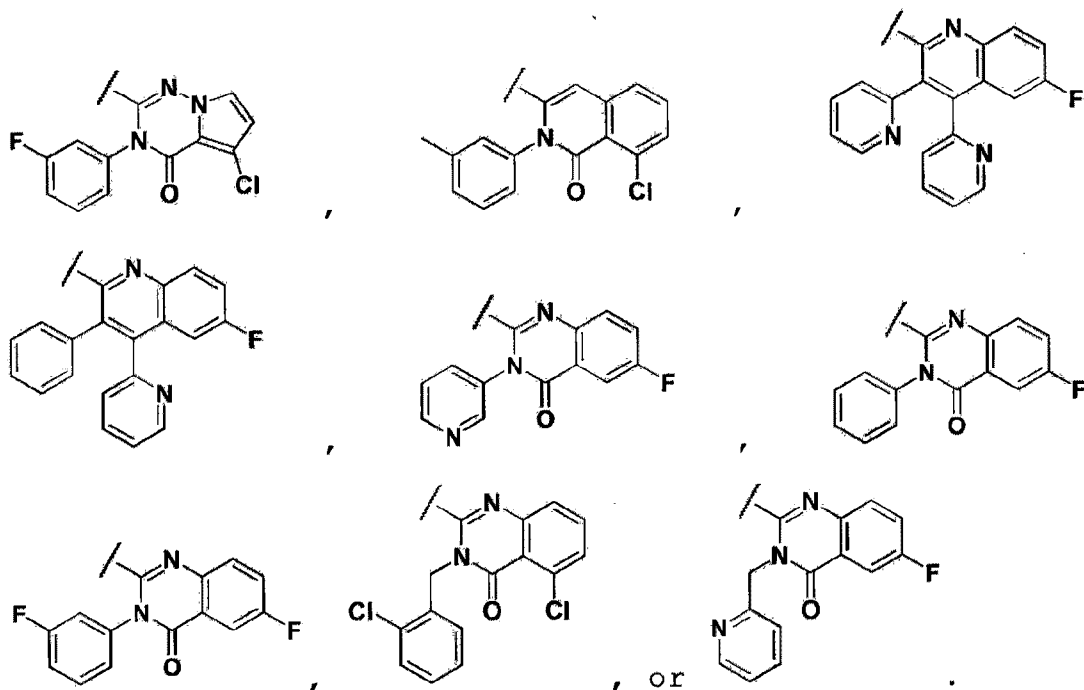
In the formula 1A,

—, A, R^1 , R^2 , R^3 , R^4 , and R^5 are as defined in formula
15 1.

In the compound represented by formula 1 of the present invention, the ring containing A and R^2 is







5 The compound represented by formula 1 of the present
invention can be exemplified by the following compounds:

<1> 4-((1-(5-chloro-4-oxo-3-phenyl-3,4-dihydroquinazoline-2-yl)ethyl)amino)pyrido[2,3-d]pyrimidine-5(8H)-one;

10 <2> 4-((1-(5-chloro-4-oxo-3-(pyridine-3-yl)-3,4-dihydroquinazoline-2-yl)ethyl)amino)pyrido[2,3-d]pyrimidine-5(8H)-one;

```

    <3>      4-((1-(5-chloro-4-oxo-3-(pyridine-2-yl)-3,4-
    dihydroquinazoline-2-yl)ethyl)amino)pyrido[2,3-
15 d]pyrimidine-5(8H)-one;

```

<4> 4-((1-(5-chloro-3-(3,5-difluorophenyl)-4-oxo-3,4-dihydroquinazoline-2-yl)ethyl)amino)pyrido[2,3-d]pyrimidine-5(8H)-one;

<5> 4-((1-(8-chloro-1-oxo-2-phenyl-1,2-dihydroisoquinoline-3-yl)ethyl)amino)pyrido[2,3-d]pyrimidine-5(8H)-one;

<6> 4-((1-(2-phenylquinoline-3-yl)ethyl)amino)pyrido[2,3-d]pyrimidine-5(8H)-one;

<7> 4-((1-(6-fluoro-3-(pyridine-2-yl)quinoline-2-yl)ethyl)amino)pyrido[2,3-d]pyrimidine-5(8H)-one;

<8> 4-((1-(7-fluoro-2-(3-fluorophenyl)quinoline-3-yl)ethyl)amino)pyrido[2,3-d]pyrimidine-5(8H)-one;

10 <9> 4-(1-(7-fluoro-2-(pyridine-2-yl)quinoline-3-yl)ethylamino)pyrido[2,3-d]pyrimidine-5(8H)-one;

<10> 4-((1-(4,8-dichloro-1-oxo-2-phenyl-1,2-dihydroisoquinoline-3-yl)ethyl)amino)pyrido[2,3-d]pyrimidine-5(8H)-one;

15 <11> 4-((1-(8-chloro-4-fluoro-1-oxo-2-phenyl-1,2-dihydroisoquinoline-3-yl)ethyl)amino)pyrido[2,3-d]pyrimidine-5(8H)-one;

<12> 4-((1-(5-fluoro-4-oxo-3-phenyl-3,4-dihydroquinazoline-2-yl)propyl)amino)pyrido[2,3-d]pyrimidine-5(8H)-one;

<13> 4-(2-(5-chloro-4-oxo-3-phenyl-3,4-dihydroquinazoline-2-yl)pyrrolidine-1-yl)pyrido[2,3-d]pyrimidine-5(8H)-one;

<14> 4-(2-(8-chloro-1-oxo-2-phenyl-1,2-dihydroisoquinoline-3-yl)pyrrolidine-1-yl)pyrido[2,3-d]pyrimidine-5(8H)-one;

<15> 2-amino-4-((1-(8-chloro-1-oxo-2-phenyl-1,2-dihydroisoquinoline-3-yl)ethyl)amino)pyrido[2,3-d]pyrimidine-5(8H)-one;

<16> 2-amino-4-(2-(8-chloro-1-oxo-2-phenyl-1,2-dihydroisoquinoline-3-yl)pyrrolidine-1-yl)pyrido[2,3-d]pyrimidine-5(8H)-one;

<17> 4-((1-(8-chloro-1-oxo-2-phenyl-1,2-dihydroisoquinoline-3-yl)ethyl)amino)-6-methylpyrido[2,3-d]pyrimidine-5(8H)-one;

10 <18> 2-amino-4-((1-(8-chloro-1-oxo-2-phenyl-1,2-dihydroisoquinoline-3-yl)ethyl)amino)-6-methylpyrido[2,3-d]pyrimidine-5(8H)-one;

<19> 4-((1-(8-chloro-1-oxo-2-phenyl-1,2-dihydroisoquinoline-3-yl)ethyl)amino)-5-oxo-5,8-dihydropyrido[2,3-d]pyrimidine-6-carbonitrile;

<20> 4-((1-(8-chloro-1-oxo-2-phenyl-1,2-dihydroisoquinoline-3-yl)ethyl)amino)-6-fluoropyrido[2,3-d]pyrimidine-5(8H)-one;

<21> 4-((1-(5-chloro-4-oxo-3-phenyl-3,4-dihydroquinazoline-2-yl)ethyl)amino)-6-fluoropyrido[2,3-d]pyrimidine-5(8H)-one;

<22> 6-chloro-4-((1-(5-chloro-4-oxo-3-phenyl-3,4-dihydroquinazoline-2-yl)ethyl)amino)pyrido[2,3-d]pyrimidine-5(8H)-one;

25 <23> 6-chloro-4-((1-(8-chloro-1-oxo-2-phenyl-1,2-dihydroisoquinoline-3-yl)ethyl)amino)pyrido[2,3-d]pyrimidine-5(8H)-one;

<24> 6-chloro-4-((1-(4,8-dichloro-1-oxo-2-phenyl-1,2-dihydroisoquinoline-3-yl)ethyl)amino)pyrido[2,3-d]pyrimidine-5(8H)-one;

<25> 2-amino-4-((1-(6-fluoro-3-(pyridine-2-yl)quinoline-2-yl)ethyl)amino)pyrido[2,3-d]pyrimidine-5(8H)-one;

<26> 4-((1-(6-fluoro-3-(pyridine-2-yl)quinoline-2-yl)ethyl)amino)pyrido[2,3-d]pyrimidine-5(8H)-one;

<27> 4-((1-(6-fluoro-3,4-di(pyridine-2-yl)quinoline-2-yl)ethyl)amino)pyrido[2,3-d]pyrimidine-5(8H)-one;

<28> 4-((1-(6-fluoro-3-phenyl-4-(pyridine-2-yl)quinoline-2-yl)ethyl)amino)pyrido[2,3-d]pyrimidine-5(8H)-one;

<29> 4-((1-(6-fluoro-4-oxo-3-(pyridine-3-yl)-3,4-dihydroquinazoline-2-yl)ethyl)amino)pyrido[2,3-d]pyrimidine-5(8H)-one;

<30> 4-((1-(6-fluoro-4-oxo-3-phenyl-3,4-dihydroquinazoline-2-yl)ethyl)amino)pyrido[2,3-d]pyrimidine-5(8H)-one;

<31> 4-((1-(6-fluoro-3-(3-fluorophenyl)-4-oxo-3,4-dihydroquinazoline-2-yl)ethyl)amino)pyrido[2,3-d]pyrimidine-5(8H)-one;

<32> 4-((1-(5-chloro-3-(2-chlorobenzyl)-4-oxo-3,4-dihydroquinazoline-2-yl)ethyl)amino)pyrido[2,3-d]pyrimidine-5(8H)-one;

<33> 4-((1-(6-fluoro-4-oxo-3-(pyridine-2-ylmethyl)-3,4-dihydroquinazoline-2-yl)ethyl)amino)pyrido[2,3-d]pyrimidine-5(8H)-one;

<34> 4-((1-(5-chloro-3-(pyridine-2-yl)quinoline-2-yl)ethyl)amino)pyrido[2,3-d]pyrimidine-5(8H)-one;

<35> 5-((1-(5-chloro-4-oxo-3-phenyl-3,4-dihydroquinazoline-2-yl)ethyl)amino)-3-methyl-2,3-dihydropyrimido[4,5-d]pyrimidine-4(1H)-one;

<36> 5-((1-(5-chloro-4-oxo-3-(pyridine-3-yl)-3,4-dihydroquinazoline-2-yl)ethyl)amino)-3-methyl-2,3-dihydropyrimido[4,5-d]pyrimidine-4(1H)-one;

<37> 5-((1-(5-chloro-3-(3-fluorophenyl)-4-oxo-3,4-dihydroquinazoline-2-yl)ethyl)amino)-3-methyl-2,3-dihydropyrimido[4,5-d]pyrimidine-4(1H)-one;

<38> 5-((1-(5-chloro-4-oxo-3-(m-tolyl)-3,4-dihydroquinazoline-2-yl)ethyl)amino)-3-methyl-2,3-dihydropyrimido[4,5-d]pyrimidine-4(1H)-one;

<39> 5-((1-(8-chloro-1-oxo-2-phenyl-1,2-dihydroisoquinoline-3-yl)ethyl)amino)-3-methyl-2,3-dihydropyrimido[4,5-d]pyrimidine-4(1H)-one;

<40> 3-methyl-5-((1-(2-phenylquinoline-3-yl)ethyl)amino)-2,3-dihydropyrimido[4,5-d]pyrimidine-4(1H)-one;

<41> 3-methyl-5-((1-(2-phenylquinoline-3-yl)ethyl)amino)-2,3-dihydropyrimido[4,5-d]pyrimidine-4(1H)-one;

<42> 5-((1-(4,8-dichloro-1-oxo-2-phenyl-1,2-dihydroisoquinoline-3-yl)ethyl)amino)-3-methyl-2,3-dihydropyrimido[4,5-d]pyrimidine-4(1H)-one;

<43> 5-((1-(5-fluoro-4-oxo-3-phenyl-3,4-dihydroquinazoline-2-yl)propyl)amino)-3-methyl-2,3-dihydropyrimido[4,5-d]pyrimidine-4(1H)-one;

<44> 5-(2-(5-chloro-4-oxo-3-phenyl-3,4-dihydroquinazoline-2-yl)pyrrolidine-1-yl)-3-methyl-2,3-dihydropyrimido[4,5-d]pyrimidine-4(1H)-one;

10 <45> 5-(2-(5-chloro-4-oxo-3-(pyridine-3-yl)-3,4-dihydroquinazoline-2-yl)pyrrolidine-1-yl)-3-methyl-2,3-dihydropyrimido[4,5-d]pyrimidine-4(1H)-one;

<46> 5-(2-(5-chloro-3-(3-fluorophenyl)-4-oxo-3,4-dihydroquinazoline-2-yl)pyrrolidine-1-yl)-3-methyl-2,3-dihydropyrimido[4,5-d]pyrimidine-4(1H)-one;

15 <47> 5-(2-(5-chloro-4-oxo-3-(m-tolyl)-3,4-dihydroquinazoline-2-yl)pyrrolidine-1-yl)-3-methyl-2,3-dihydropyrimido[4,5-d]pyrimidine-4(1H)-one;

<48> 5-(2-(8-chloro-1-oxo-2-phenyl-1,2-dihydroisoquinoline-3-yl)pyrrolidine-1-yl)-3-methyl-2,3-dihydropyrimido[4,5-d]pyrimidine-4(1H)-one;

<49> 5-(2-(5-chloro-4-oxo-3-phenyl-3,4-dihydropyrrolo[2,1-f][1,2,4]triazine-2-yl)pyrrolidine-1-yl)-3-methyl-2,3-dihydropyrimido[4,5-d]pyrimidine-4(1H)-
25 one;

<50> 7-amino-5-((1-(5-chloro-4-oxo-3-phenyl-3,4-dihydroquinazoline-2-yl)ethyl)amino)-3-methyl-2,3-dihydropyrimido[4,5-d]pyrimidine-4(1H)-one;

<51> 7-amino-5-((1-(5-chloro-4-oxo-3-(pyridine-3-yl)-3,4-dihydroquinazoline-2-yl)ethyl)amino)-3-methyl-2,3-dihydropyrimido[4,5-d]pyrimidine-4(1H)-one;

<52> 7-amino-5-((1-(5-chloro-3-(3-fluorophenyl)-4-oxo-3,4-dihydroquinazoline-2-yl)ethyl)amino)-3-methyl-2,3-dihydropyrimido[4,5-d]pyrimidine-4(1H)-one;

10 <53> 7-amino-5-((1-(5-chloro-4-oxo-3-(m-tolyl)-3,4-dihydroquinazoline-2-yl)ethyl)amino)-3-methyl-2,3-dihydropyrimido[4,5-d]pyrimidine-4(1H)-one;

<54> 7-amino-5-((1-(8-chloro-1-oxo-2-phenyl-1,2-dihydroisoquinoline-3-yl)ethyl)amino)-3-methyl-2,3-dihydropyrimido[4,5-d]pyrimidine-4(1H)-one;

<55> 7-amino-3-methyl-5-((1-(2-phenylquinoline-3-yl)ethyl)amino)-2,3-dihydropyrimido[4,5-d]pyrimidine-4(1H)-one;

20 <56> 7-amino-5-((1-(5-fluoro-4-oxo-3-phenyl-3,4-dihydroquinazoline-2-yl)propyl)amino)-3-methyl-2,3-dihydropyrimido[4,5-d]pyrimidine-4(1H)-one;

<57> 7-amino-5-(2-(5-chloro-4-oxo-3-phenyl-3,4-dihydroquinazoline-2-yl)pyrrolidine-1-yl)-3-methyl-2,3-dihydropyrimido[4,5-d]pyrimidine-4(1H)-one;

25 <58> 7-amino-5-(2-(5-chloro-4-oxo-3-(pyridine-3-yl)-3,4-dihydroquinazoline-2-yl)pyrrolidine-1-yl)-3-methyl-2,3-dihydropyrimido[4,5-d]pyrimidine-4(1H)-one;

<59> 7-amino-5-(2-(5-chloro-3-(3-fluorophenyl)-4-oxo-3,4-dihydroquinazoline-2-yl)pyrrolidine-1-yl)-3-methyl-2,3-dihydropyrimido[4,5-d]pyrimidine-4(1H)-one;

<60> 7-amino-5-(2-(5-chloro-4-oxo-3-(m-tolyl)-3,4-dihydroquinazoline-2-yl)pyrrolidine-1-yl)-3-methyl-2,3-dihydropyrimido[4,5-d]pyrimidine-4(1H)-one;

<61> 7-amino-5-(2-(8-chloro-1-oxo-2-phenyl-1,2-dihydroisoquinoline-3-yl)pyrrolidine-1-yl)-3-methyl-2,3-dihydropyrimido[4,5-d]pyrimidine-4(1H)-one;

10 <62> 5-(1-(8-chloro-1-oxo-2-phenyl-1,2-dihydroisoquinoline-3-yl)ethylamino)-3-ethyl-2,3-dihydropyrimido[4,5-d]pyrimidine-4(1H)-one;

<63> 5-(1-(8-chloro-1-oxo-2-phenyl-1,2-dihydroisoquinoline-3-yl)ethylamino)-3-propyl-2,3-dihydropyrimido[4,5-d]pyrimidine-4(1H)-one;

15 <64> 5-(1-(8-chloro-1-oxo-2-phenyl-1,2-dihydroisoquinoline-3-yl)ethylamino)-3-cyclopropyl-2,3-dihydropyrimido[4,5-d]pyrimidine-4(1H)-one;

<65> 5-(1-(8-chloro-1-oxo-2-phenyl-1,2-dihydroisoquinoline-3-yl)ethylamino)-3-cyclopentyl-2,3-dihydropyrimido[4,5-d]pyrimidine-4(1H)-one;

20 <66> 5-(1-(8-chloro-1-oxo-2-phenyl-1,2-dihydroisoquinoline-3-yl)ethylamino)-3-isopropyl-2,3-dihydropyrimido[4,5-d]pyrimidine-4(1H)-one;

25 <67> 5-(1-(5-fluoro-4-oxo-3-phenyl-3,4-dihydroquinazoline-2-yl)propylamino)-3-isopropyl-2,3-dihydropyrimido[4,5-d]pyrimidine-4(1H)-one;

<68> 5-((1-(5-chloro-4-oxo-3-phenyl-3,4-dihydroquinazoline-2-yl)ethyl)amino)pyrimido[4,5-d]pyrimidine-4(1H)-one;

<69> 5-((1-(5-chloro-4-oxo-3-(pyridine-3-yl)-3,4-dihydroquinazoline-2-yl)ethyl)amino)pyrimido[4,5-d]pyrimidine-4(1H)-one;

<70> 5-((1-(5-chloro-3-(3-fluorophenyl)-4-oxo-3,4-dihydroquinazoline-2-yl)ethyl)amino)pyrimido[4,5-d]pyrimidine-4(1H)-one;

10 <71> 5-((1-(5-chloro-4-oxo-3-(m-tolyl)-3,4-dihydroquinazoline-2-yl)ethyl)amino)pyrimido[4,5-d]pyrimidine-4(1H)-one;

<72> 5-((1-(8-chloro-1-oxo-2-phenyl-1,2-dihydroisoquinoline-3-yl)ethyl)amino)pyrimido[4,5-d]pyrimidine-4(1H)-one;

<73> 5-((1-(5-chloro-4-oxo-3-phenyl-3,4-dihydropyrrolo[2,1-f][1,2,4]triazine-2-yl)ethyl)amino)pyrimido[4,5-d]pyrimidine-4(1H)-one;

<74> 5-((1-(2-phenylquinoline-3-yl)ethyl)amino)pyrimido[4,5-d]pyrimidine-4(1H)-one;

<75> 5-((1-(5-fluoro-4-oxo-3-phenyl-3,4-dihydroquinazoline-2-yl)propyl)amino)pyrimido[4,5-d]pyrimidine-4(1H)-one;

<76> 5-(2-(5-chloro-4-oxo-3-phenyl-3,4-dihydroquinazoline-2-yl)pyrrolidine-1-yl)pyrimido[4,5-d]pyrimidine-4(1H)-one;

<77> 5-(2-(8-chloro-1-oxo-2-(pyridine-3-yl)-1,2-dihydroisoquinoline-3-yl)pyrrolidine-1-yl)pyrimido[4,5-d]pyrimidine-4(1H)-one;

<78> 5-(2-(5-chloro-4-oxo-3-(pyridine-3-yl)-3,4-dihydroquinazoline-2-yl)pyrrolidine-1-yl)pyrimido[4,5-d]pyrimidine-4(1H)-one;

<79> 5-(2-(5-chloro-3-(3-fluorophenyl)-4-oxo-3,4-dihydroquinazoline-2-yl)pyrrolidine-1-yl)pyrimido[4,5-d]pyrimidine-4(1H)-one;

10 <80> 5-(2-(5-chloro-4-oxo-3-(m-tolyl)-3,4-dihydroquinazoline-2-yl)pyrrolidine-1-yl)pyrimido[4,5-d]pyrimidine-4(1H)-one;

<81> 5-(2-(5-chloro-4-oxo-3-phenyl-3,4-dihydropyrrolo[2,1-f][1,2,4]triazine-2-yl)pyrrolidine-1-yl)pyrimido[4,5-d]pyrimidine-4(1H)-one;

<82> 5-(2-(5-chloro-3-(3-fluorophenyl)-4-oxo-3,4-dihydropyrrolo[2,1-f][1,2,4]triazine-2-yl)pyrrolidine-1-yl)pyrimido[4,5-d]pyrimidine-4(1H)-one;

<83> 7-amino-5-((1-(5-chloro-4-oxo-3-phenyl-3,4-dihydroquinazoline-2-yl)ethyl)amino)pyrimido[4,5-d]pyrimidine-4(1H)-one;

<84> 7-amino-5-((1-(5-chloro-4-oxo-3-(pyridine-3-yl)-3,4-dihydroquinazoline-2-yl)ethyl)amino)pyrimido[4,5-d]pyrimidine-4(1H)-one;

25 <85> 7-amino-5-((1-(5-chloro-3-(3-fluorophenyl)-4-oxo-3,4-dihydroquinazoline-2-yl)ethyl)amino)pyrimido[4,5-d]pyrimidine-4(1H)-one;

<86> 7-amino-5-((1-(5-chloro-4-oxo-3-(m-tolyl)-3,4-dihydroquinazoline-2-yl)ethyl)amino)pyrimido[4,5-d]pyrimidine-4(1H)-one;

<87> 7-amino-5-(1-(8-chloro-1-oxo-2-phenyl-1,2-dihydroisoquinoline-3-yl)ethylamino)pyrimido[4,5-d]pyrimidine-4(1H)-one;

<88> 7-amino-5-((1-(5-chloro-4-oxo-3-phenyl-3,4-dihydropyrrolo[2,1-f][1,2,4]triazine-2-yl)ethyl)amino)pyrimido[4,5-d]pyrimidine-4(1H)-one;

10 <89> 7-amino-5-((1-(5-chloro-3-(3-fluorophenyl)-4-oxo-3,4-dihydropyrrolo[2,1-f][1,2,4]triazine-2-yl)ethyl)amino)pyrimido[4,5-d]pyrimidine-4(1H)-one;

<90> 7-amino-5-((1-(2-phenylquinoline-3-yl)ethyl)amino)pyrimido[4,5-d]pyrimidine-4(1H)-one;

15 <91> 7-amino-5-((1-(5-fluoro-4-oxo-3-phenyl-3,4-dihydroquinazoline-2-yl)propyl)amino)pyrimido[4,5-d]pyrimidine-4(1H)-one;

<92> 7-amino-5-(2-(5-chloro-4-oxo-3-phenyl-3,4-dihydroquinazoline-2-yl)pyrrolidine-1-yl)pyrimido[4,5-d]pyrimidine-4(1H)-one;

<93> 7-amino-5-(2-(5-chloro-4-oxo-3-(pyridine-3-yl)-3,4-dihydroquinazoline-2-yl)pyrrolidine-1-yl)pyrimido[4,5-d]pyrimidine-4(1H)-one;

25 <94> 7-amino-5-(2-(5-chloro-3-(3-fluorophenyl)-4-oxo-3,4-dihydroquinazoline-2-yl)pyrrolidine-1-yl)pyrimido[4,5-d]pyrimidine-4(1H)-one;

<95> 7-amino-5-(2-(5-chloro-4-oxo-3-(m-tolyl)-3,4-dihydroquinazoline-2-yl)pyrrolidine-1-yl)pyrimido[4,5-d]pyrimidine-4(1H)-one;

<96> 7-amino-5-(2-(8-chloro-1-oxo-2-phenyl-1,2-dihydroisoquinoline-3-yl)pyrrolidine-1-yl)pyrimido[4,5-d]pyrimidine-4(1H)-one;

<97> 7-amino-5-(2-(5-chloro-4-oxo-3-phenyl-3,4-dihydropyrrolo[2,1-f][1,2,4]triazine-2-yl)pyrrolidine-1-yl)pyrimido[4,5-d]pyrimidine-4(1H)-one;

10 <98> 7-amino-5-(2-(5-chloro-3-(3-fluorophenyl)-4-oxo-3,4-dihydropyrrolo[2,1-f][1,2,4]triazine-2-yl)pyrrolidine-1-yl)pyrimido[4,5-d]pyrimidine-4(1H)-one;

<99> 4-((1-(8-chloro-1-oxo-2-phenyl-1,2-dihydroisoquinoline-3-yl)ethyl)amino)-7,8-dihydropyrido[2,3-d]pyrimidine-5(6H)-one;

<100> 4-((1-(4,8-dichloro-1-oxo-2-phenyl-1,2-dihydroisoquinoline-3-yl)ethyl)amino)-7,8-dihydropyrido[2,3-d]pyrimidine-5(6H)-one.

20 The compound represented by formula 1 of the present invention can be preferably exemplified by the following optical isomer compounds:

<1> (S)-4-((1-(5-chloro-4-oxo-3-phenyl-3,4-dihydroquinazoline-2-yl)ethyl)amino)pyrido[2,3-d]pyrimidine-5(8H)-one;

<2> (S)-4-((1-(5-chloro-4-oxo-3-(pyridine-3-yl)-3,4-dihydroquinazoline-2-yl)ethyl)amino)pyrido[2,3-d]pyrimidine-5(8H)-one;

<3> (S)-4-((1-(5-chloro-4-oxo-3-(pyridine-2-yl)-3,4-dihydroquinazoline-2-yl)ethyl)amino)pyrido[2,3-d]pyrimidine-5(8H)-one;

<4> (S)-4-((1-(5-chloro-3-(3,5-difluorophenyl)-4-oxo-3,4-dihydroquinazoline-2-yl)ethyl)amino)pyrido[2,3-d]pyrimidine-5(8H)-one;

10 <5> (S)-4-((1-(8-chloro-1-oxo-2-phenyl-1,2-dihydroisoquinoline-3-yl)ethyl)amino)pyrido[2,3-d]pyrimidine-5(8H)-one;

<6> (S)-4-((1-(2-phenylquinoline-3-yl)ethyl)amino)pyrido[2,3-d]pyrimidine-5(8H)-one;

15 <7> (S)-4-((1-(6-fluoro-3-(pyridine-2-yl)quinoline-2-yl)ethyl)amino)pyrido[2,3-d]pyrimidine-5(8H)-one;

<8> (S)-4-((1-(7-fluoro-2-(3-fluorophenyl)quinoline-3-yl)ethyl)amino)pyrido[2,3-d]pyrimidine-5(8H)-one;

<9> (S)-4-(1-(7-fluoro-2-(pyridine-2-yl)quinoline-3-yl)ethylamino)pyrido[2,3-d]pyrimidine-5(8H)-one;

20 <10> (S)-4-((1-(4,8-dichloro-1-oxo-2-phenyl-1,2-dihydroisoquinoline-3-yl)ethyl)amino)pyrido[2,3-d]pyrimidine-5(8H)-one;

<11> (S)-4-((1-(8-chloro-4-fluoro-1-oxo-2-phenyl-1,2-dihydroisoquinoline-3-yl)ethyl)amino)pyrido[2,3-d]pyrimidine-5(8H)-one;

<12> (S)-4-((1-(5-fluoro-4-oxo-3-phenyl-3,4-dihydroquinazoline-2-yl)propyl)amino)pyrido[2,3-d]pyrimidine-5(8H)-one;

<13> (S)-4-(2-(5-chloro-4-oxo-3-phenyl-3,4-dihydroquinazoline-2-yl)pyrrolidine-1-yl)pyrido[2,3-d]pyrimidine-5(8H)-one;

<14> (S)-4-(2-(8-chloro-1-oxo-2-phenyl-1,2-dihydroisoquinoline-3-yl)pyrrolidine-1-yl)pyrido[2,3-d]pyrimidine-5(8H)-one;

10 <15> (S)-2-amino-4-((1-(8-chloro-1-oxo-2-phenyl-1,2-dihydroisoquinoline-3-yl)ethyl)amino)pyrido[2,3-d]pyrimidine-5(8H)-one;

<16> (S)-2-amino-4-(2-(8-chloro-1-oxo-2-phenyl-1,2-dihydroisoquinoline-3-yl)pyrrolidine-1-yl)pyrido[2,3-d]pyrimidine-5(8H)-one;

<17> (S)-4-((1-(8-chloro-1-oxo-2-phenyl-1,2-dihydroisoquinoline-3-yl)ethyl)amino)-6-methylpyrido[2,3-d]pyrimidine-5(8H)-one;

20 <18> (S)-2-amino-4-((1-(8-chloro-1-oxo-2-phenyl-1,2-dihydroisoquinoline-3-yl)ethyl)amino)-6-methylpyrido[2,3-d]pyrimidine-5(8H)-one;

<19> (S)-4-((1-(8-chloro-1-oxo-2-phenyl-1,2-dihydroisoquinoline-3-yl)ethyl)amino)-5-oxo-5,8-dihydropyrido[2,3-d]pyrimidine-6-carbonitrile;

25 <20> (S)-4-((1-(8-chloro-1-oxo-2-phenyl-1,2-dihydroisoquinoline-3-yl)ethyl)amino)-6-fluoropyrido[2,3-d]pyrimidine-5(8H)-one;

<21> (S)-4-((1-(5-chloro-4-oxo-3-phenyl-3,4-dihydroquinazoline-2-yl)ethyl)amino)-6-fluoropyrido[2,3-d]pyrimidine-5(8H)-one;

<22> (S)-6-chloro-4-((1-(5-chloro-4-oxo-3-phenyl-3,4-dihydroquinazoline-2-yl)ethyl)amino)pyrido[2,3-d]pyrimidine-5(8H)-one;

<23> (S)-6-chloro-4-((1-(8-chloro-1-oxo-2-phenyl-1,2-dihydroisoquinoline-3-yl)ethyl)amino)pyrido[2,3-d]pyrimidine-5(8H)-one;

10 <24> (S)-6-chloro-4-((1-(4,8-dichloro-1-oxo-2-phenyl-1,2-dihydroisoquinoline-3-yl)ethyl)amino)pyrido[2,3-d]pyrimidine-5(8H)-one;

<25> (S)-2-amino-4-((1-(6-fluoro-3-(pyridine-2-yl)quinoline-2-yl)ethyl)amino)pyrido[2,3-d]pyrimidine-5(8H)-one;

<26> (S)-4-((1-(6-fluoro-3-(pyridine-2-yl)quinoline-2-yl)ethyl)amino)pyrido[2,3-d]pyrimidine-5(8H)-one;

<27> (S)-4-((1-(6-fluoro-3,4-di(pyridine-2-yl)quinoline-2-yl)ethyl)amino)pyrido[2,3-d]pyrimidine-5(8H)-one;

<28> (S)-4-((1-(6-fluoro-3-phenyl-4-(pyridine-2-yl)quinoline-2-yl)ethyl)amino)pyrido[2,3-d]pyrimidine-5(8H)-one;

<29> (S)-4-((1-(6-fluoro-4-oxo-3-(pyridine-3-yl)-3,4-dihydroquinazoline-2-yl)ethyl)amino)pyrido[2,3-d]pyrimidine-5(8H)-one;

<30> (S)-4-((1-(6-fluoro-4-oxo-3-phenyl-3,4-dihydroquinazoline-2-yl)ethyl)amino)pyrido[2,3-d]pyrimidine-5(8H)-one;

<31> (S)-4-((1-(6-fluoro-3-(3-fluorophenyl)-4-oxo-3,4-dihydroquinazoline-2-yl)ethyl)amino)pyrido[2,3-d]pyrimidine-5(8H)-one;

<32> (S)-4-((1-(5-chloro-3-(2-chlorobenzyl)-4-oxo-3,4-dihydroquinazoline-2-yl)ethyl)amino)pyrido[2,3-d]pyrimidine-5(8H)-one;

10 <33> (S)-4-((1-(6-fluoro-4-oxo-3-(pyridine-2-ylmethyl)-3,4-dihydroquinazoline-2-yl)ethyl)amino)pyrido[2,3-d]pyrimidine-5(8H)-one;

<34> (S)-4-((1-(5-chloro-3-(pyridine-2-yl)quinoline-2-yl)ethyl)amino)pyrido[2,3-d]pyrimidine-5(8H)-one;

15 <35> (S)-5-((1-(5-chloro-4-oxo-3-phenyl-3,4-dihydroquinazoline-2-yl)ethyl)amino)-3-methyl-2,3-dihydropyrimido[4,5-d]pyrimidine-4(1H)-one;

<36> (S)-5-((1-(5-chloro-4-oxo-3-(pyridine-3-yl)-3,4-dihydroquinazoline-2-yl)ethyl)amino)-3-methyl-2,3-dihydropyrimido[4,5-d]pyrimidine-4(1H)-one;

<37> (S)-5-((1-(5-chloro-3-(3-fluorophenyl)-4-oxo-3,4-dihydroquinazoline-2-yl)ethyl)amino)-3-methyl-2,3-dihydropyrimido[4,5-d]pyrimidine-4(1H)-one;

25 <38> (S)-5-((1-(5-chloro-4-oxo-3-(m-tolyl)-3,4-dihydroquinazoline-2-yl)ethyl)amino)-3-methyl-2,3-dihydropyrimido[4,5-d]pyrimidine-4(1H)-one;

<39> (S)-5-((1-(8-chloro-1-oxo-2-phenyl-1,2-dihydroisoquinoline-3-yl)ethyl)amino)-3-methyl-2,3-dihydropyrimido[4,5-d]pyrimidine-4(1H)-one;

<40> (S)-3-methyl-5-((1-(2-phenylquinoline-3-yl)ethyl)amino)-2,3-dihydropyrimido[4,5-d]pyrimidine-4(1H)-one;

<41> (S)-3-methyl-5-((1-(2-phenylquinoline-3-yl)ethyl)amino)-2,3-dihydropyrimido[4,5-d]pyrimidine-4(1H)-one;

10 <42> (S)-5-((1-(4,8-dichloro-1-oxo-2-phenyl-1,2-dihydroisoquinoline-3-yl)ethyl)amino)-3-methyl-2,3-dihydropyrimido[4,5-d]pyrimidine-4(1H)-one;

<43> (S)-5-((1-(5-fluoro-4-oxo-3-phenyl-3,4-dihydroquinazoline-2-yl)propyl)amino)-3-methyl-2,3-dihydropyrimido[4,5-d]pyrimidine-4(1H)-one;

<44> (S)-5-(2-(5-chloro-4-oxo-3-phenyl-3,4-dihydroquinazoline-2-yl)pyrrolidine-1-yl)-3-methyl-2,3-dihydropyrimido[4,5-d]pyrimidine-4(1H)-one;

<45> (S)-5-(2-(5-chloro-4-oxo-3-(pyridine-3-yl)-3,4-dihydroquinazoline-2-yl)pyrrolidine-1-yl)-3-methyl-2,3-dihydropyrimido[4,5-d]pyrimidine-4(1H)-one;

<46> (S)-5-(2-(5-chloro-3-(3-fluorophenyl)-4-oxo-3,4-dihydroquinazoline-2-yl)pyrrolidine-1-yl)-3-methyl-2,3-dihydropyrimido[4,5-d]pyrimidine-4(1H)-one;

25 <47> (S)-5-(2-(5-chloro-4-oxo-3-(m-tolyl)-3,4-dihydroquinazoline-2-yl)pyrrolidine-1-yl)-3-methyl-2,3-dihydropyrimido[4,5-d]pyrimidine-4(1H)-one;

<48> (S)-5-(2-(8-chloro-1-oxo-2-phenyl-1,2-dihydroisoquinoline-3-yl)pyrrolidine-1-yl)-3-methyl-2,3-dihydropyrimido[4,5-d]pyrimidine-4(1H)-one;

<49> (S)-5-(2-(5-chloro-4-oxo-3-phenyl-3,4-dihydropyrrolo[2,1-f][1,2,4]triazine-2-yl)pyrrolidine-1-yl)-3-methyl-2,3-dihydropyrimido[4,5-d]pyrimidine-4(1H)-one;

<50> (S)-7-amino-5-((1-(5-chloro-4-oxo-3-phenyl-3,4-dihydroquinazoline-2-yl)ethyl)amino)-3-methyl-2,3-dihydropyrimido[4,5-d]pyrimidine-4(1H)-one;

<51> (S)-7-amino-5-((1-(5-chloro-4-oxo-3-(pyridine-3-yl)-3,4-dihydroquinazoline-2-yl)ethyl)amino)-3-methyl-2,3-dihydropyrimido[4,5-d]pyrimidine-4(1H)-one;

<52> (S)-7-amino-5-((1-(5-chloro-3-(3-fluorophenyl)-4-oxo-3,4-dihydroquinazoline-2-yl)ethyl)amino)-3-methyl-2,3-dihydropyrimido[4,5-d]pyrimidine-4(1H)-one;

<53> (S)-7-amino-5-((1-(5-chloro-4-oxo-3-(m-tolyl)-3,4-dihydroquinazoline-2-yl)ethyl)amino)-3-methyl-2,3-dihydropyrimido[4,5-d]pyrimidine-4(1H)-one;

<54> (S)-7-amino-5-((1-(8-chloro-1-oxo-2-phenyl-1,2-dihydroisoquinoline-3-yl)ethyl)amino)-3-methyl-2,3-dihydropyrimido[4,5-d]pyrimidine-4(1H)-one;

<55> (S)-7-amino-3-methyl-5-((1-(2-phenylquinoline-3-yl)ethyl)amino)-2,3-dihydropyrimido[4,5-d]pyrimidine-4(1H)-one;

<56> (S)-7-amino-5-((1-(5-fluoro-4-oxo-3-phenyl-3,4-dihydroquinazoline-2-yl)propyl)amino)-3-methyl-2,3-dihydropyrimido[4,5-d]pyrimidine-4(1H)-one;

<57> (S)-7-amino-5-(2-(5-chloro-4-oxo-3-phenyl-3,4-dihydroquinazoline-2-yl)pyrrolidine-1-yl)-3-methyl-2,3-dihydropyrimido[4,5-d]pyrimidine-4(1H)-one;

<58> (S)-7-amino-5-(2-(5-chloro-4-oxo-3-(pyridine-3-yl)-3,4-dihydroquinazoline-2-yl)pyrrolidine-1-yl)-3-methyl-2,3-dihydropyrimido[4,5-d]pyrimidine-4(1H)-one;

10 <59> (S)-7-amino-5-(2-(5-chloro-3-(3-fluorophenyl)-4-oxo-3,4-dihydroquinazoline-2-yl)pyrrolidine-1-yl)-3-methyl-2,3-dihydropyrimido[4,5-d]pyrimidine-4(1H)-one;

<60> (S)-7-amino-5-(2-(5-chloro-4-oxo-3-(m-tolyl)-3,4-dihydroquinazoline-2-yl)pyrrolidine-1-yl)-3-methyl-2,3-dihydropyrimido[4,5-d]pyrimidine-4(1H)-one;

<61> (S)-7-amino-5-(2-(8-chloro-1-oxo-2-phenyl-1,2-dihydroisoquinoline-3-yl)pyrrolidine-1-yl)-3-methyl-2,3-dihydropyrimido[4,5-d]pyrimidine-4(1H)-one;

<62> (S)-5-(1-(8-chloro-1-oxo-2-phenyl-1,2-dihydroisoquinoline-3-yl)ethylamino)-3-ethyl-2,3-dihydropyrimido[4,5-d]pyrimidine-4(1H)-one;

<63> (S)-5-(1-(8-chloro-1-oxo-2-phenyl-1,2-dihydroisoquinoline-3-yl)ethylamino)-3-propyl-2,3-dihydropyrimido[4,5-d]pyrimidine-4(1H)-one;

25 <64> (S)-5-(1-(8-chloro-1-oxo-2-phenyl-1,2-dihydroisoquinoline-3-yl)ethylamino)-3-cyclopropyl-2,3-dihydropyrimido[4,5-d]pyrimidine-4(1H)-one;

<65> (S)-5-(1-(8-chloro-1-oxo-2-phenyl-1,2-dihydroisoquinoline-3-yl)ethylamino)-3-cyclopentyl-2,3-dihydropyrimido[4,5-d]pyrimidine-4(1H)-one;

<66> (S)-5-(1-(8-chloro-1-oxo-2-phenyl-1,2-dihydroisoquinoline-3-yl)ethylamino)-3-isopropyl-2,3-dihydropyrimido[4,5-d]pyrimidine-4(1H)-one;

<67> (S)-5-(1-(5-fluoro-4-oxo-3-phenyl-3,4-dihydroquinazoline-2-yl)propylamino)-3-isopropyl-2,3-dihydropyrimido[4,5-d]pyrimidine-4(1H)-one;

10 <68> (S)-5-((1-(5-chloro-4-oxo-3-phenyl-3,4-dihydroquinazoline-2-yl)ethyl)amino)pyrimido[4,5-d]pyrimidine-4(1H)-one;

<69> (S)-5-((1-(5-chloro-4-oxo-3-(pyridine-3-yl)-3,4-dihydroquinazoline-2-yl)ethyl)amino)pyrimido[4,5-d]pyrimidine-4(1H)-one;

15 <70> (S)-5-((1-(5-chloro-3-(3-fluorophenyl)-4-oxo-3,4-dihydroquinazoline-2-yl)ethyl)amino)pyrimido[4,5-d]pyrimidine-4(1H)-one;

<71> (S)-5-((1-(5-chloro-4-oxo-3-(m-tolyl)-3,4-dihydroquinazoline-2-yl)ethyl)amino)pyrimido[4,5-d]pyrimidine-4(1H)-one;

<72> (S)-5-((1-(8-chloro-1-oxo-2-phenyl-1,2-dihydroisoquinoline-3-yl)ethyl)amino)pyrimido[4,5-d]pyrimidine-4(1H)-one;

25 <73> (S)-5-((1-(5-chloro-4-oxo-3-phenyl-3,4-dihydropyrrolo[2,1-f][1,2,4]triazine-2-yl)ethyl)amino)pyrimido[4,5-d]pyrimidine-4(1H)-one;

<74> (S)-5-((1-(2-phenylquinoline-3-yl)ethyl)amino)pyrimido[4,5-d]pyrimidine-4(1H)-one;

<75> (S)-5-((1-(5-fluoro-4-oxo-3-phenyl-3,4-dihydroquinazoline-2-yl)propyl)amino)pyrimido[4,5-d]pyrimidine-4(1H)-one;

<76> (S)-5-(2-(5-chloro-4-oxo-3-phenyl-3,4-dihydroquinazoline-2-yl)pyrrolidine-1-yl)pyrimido[4,5-d]pyrimidine-4(1H)-one;

<77> (S)-5-(2-(8-chloro-1-oxo-2-(pyridine-3-yl)-1,2-dihydroisoquinoline-3-yl)pyrrolidine-1-yl)pyrimido[4,5-d]pyrimidine-4(1H)-one;

<78> (S)-5-(2-(5-chloro-4-oxo-3-(pyridine-3-yl)-3,4-dihydroquinazoline-2-yl)pyrrolidine-1-yl)pyrimido[4,5-d]pyrimidine-4(1H)-one;

<79> (S)-5-(2-(5-chloro-3-(3-fluorophenyl)-4-oxo-3,4-dihydroquinazoline-2-yl)pyrrolidine-1-yl)pyrimido[4,5-d]pyrimidine-4(1H)-one;

<80> (S)-5-(2-(5-chloro-4-oxo-3-(m-tolyl)-3,4-dihydroquinazoline-2-yl)pyrrolidine-1-yl)pyrimido[4,5-d]pyrimidine-4(1H)-one;

<81> (S)-5-(2-(5-chloro-4-oxo-3-phenyl-3,4-dihydropyrrolo[2,1-f][1,2,4]triazine-2-yl)pyrrolidine-1-yl)pyrimido[4,5-d]pyrimidine-4(1H)-one;

<82> (S)-5-(2-(5-chloro-3-(3-fluorophenyl)-4-oxo-3,4-dihydropyrrolo[2,1-f][1,2,4]triazine-2-yl)pyrrolidine-1-yl)pyrimido[4,5-d]pyrimidine-4(1H)-one;

<83> (S)-7-amino-5-((1-(5-chloro-4-oxo-3-phenyl-3,4-dihydroquinazoline-2-yl)ethyl)amino)pyrimido[4,5-d]pyrimidine-4(1H)-one;

<84> (S)-7-amino-5-((1-(5-chloro-4-oxo-3-(pyridine-3-yl)-3,4-dihydroquinazoline-2-yl)ethyl)amino)pyrimido[4,5-d]pyrimidine-4(1H)-one;

<85> (S)-7-amino-5-((1-(5-chloro-3-(3-fluorophenyl)-4-oxo-3,4-dihydroquinazoline-2-yl)ethyl)amino)pyrimido[4,5-d]pyrimidine-4(1H)-one;

10 <86> (S)-7-amino-5-((1-(5-chloro-4-oxo-3-(m-tolyl)-3,4-dihydroquinazoline-2-yl)ethyl)amino)pyrimido[4,5-d]pyrimidine-4(1H)-one;

<87> (S)-7-amino-5-(1-(8-chloro-1-oxo-2-phenyl-1,2-dihydroisoquinoline-3-yl)ethylamino)pyrimido[4,5-d]pyrimidine-4(1H)-one;

<88> (S)-7-amino-5-((1-(5-chloro-4-oxo-3-phenyl-3,4-dihydropyrrolo[2,1-f][1,2,4]triazine-2-yl)ethyl)amino)pyrimido[4,5-d]pyrimidine-4(1H)-one;

20 <89> (S)-7-amino-5-((1-(5-chloro-3-(3-fluorophenyl)-4-oxo-3,4-dihydropyrrolo[2,1-f][1,2,4]triazine-2-yl)ethyl)amino)pyrimido[4,5-d]pyrimidine-4(1H)-one;

<90> (S)-7-amino-5-((1-(2-phenylquinoline-3-yl)ethyl)amino)pyrimido[4,5-d]pyrimidine-4(1H)-one;

25 <91> (S)-7-amino-5-((1-(5-fluoro-4-oxo-3-phenyl-3,4-dihydroquinazoline-2-yl)propyl)amino)pyrimido[4,5-d]pyrimidine-4(1H)-one;

<92> (S)-7-amino-5-(2-(5-chloro-4-oxo-3-phenyl-3,4-dihydroquinazoline-2-yl)pyrrolidine-1-yl)pyrimido[4,5-d]pyrimidine-4(1H)-one;

<93> (S)-7-amino-5-(2-(5-chloro-4-oxo-3-(pyridine-3-yl)-3,4-dihydroquinazoline-2-yl)pyrrolidine-1-yl)pyrimido[4,5-d]pyrimidine-4(1H)-one;

<94> (S)-7-amino-5-(2-(5-chloro-3-(3-fluorophenyl)-4-oxo-3,4-dihydroquinazoline-2-yl)pyrrolidine-1-yl)pyrimido[4,5-d]pyrimidine-4(1H)-one;

10 <95> (S)-7-amino-5-(2-(5-chloro-4-oxo-3-(m-tolyl)-3,4-dihydroquinazoline-2-yl)pyrrolidine-1-yl)pyrimido[4,5-d]pyrimidine-4(1H)-one;

<96> (S)-7-amino-5-(2-(8-chloro-1-oxo-2-phenyl-1,2-dihydroisoquinoline-3-yl)pyrrolidine-1-yl)pyrimido[4,5-d]pyrimidine-4(1H)-one;

<97> (S)-7-amino-5-(2-(5-chloro-4-oxo-3-phenyl-3,4-dihydropyrrolo[2,1-f][1,2,4]triazine-2-yl)pyrrolidine-1-yl)pyrimido[4,5-d]pyrimidine-4(1H)-one;

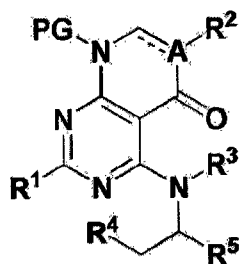
20 <98> (S)-7-amino-5-(2-(5-chloro-3-(3-fluorophenyl)-4-oxo-3,4-dihydropyrrolo[2,1-f][1,2,4]triazine-2-yl)pyrrolidine-1-yl)pyrimido[4,5-d]pyrimidine-4(1H)-one;

<99> (S)-4-((1-(8-chloro-1-oxo-2-phenyl-1,2-dihydroisoquinoline-3-yl)ethyl)amino)-7,8-dihydropyrido[2,3-d]pyrimidine-5(6H)-one;

25 <100> (S)-4-((1-(4,8-dichloro-1-oxo-2-phenyl-1,2-dihydroisoquinoline-3-yl)ethyl)amino)-7,8-dihydropyrido[2,3-d]pyrimidine-5(6H)-one.

The present invention also provides the intermediate compound represented by formula 1B of the compound represented by formula 1, or the optical isomer of the
 5 same.

[Formula 1B]



In the formula 1B,

---, A, R¹, R², R³, R⁴, and R⁵ are as defined in formula

10 1; and

PG is an amine protecting group selected from the group consisting of t-butyloxycarbonyl (Boc), carbobenzyloxy (Cbz), 9-fluorenylmethyloxycarbonyl (Fmoc), acetyl (Ac), benzoyl (Bz), benzyl (Bn), p-methoxybenzyl
 15 (PMB), 3,4-dimethoxybenzyl (DMPM), p-methoxyphenyl (PMP), tosyl (Ts), 2,2,2-trichloroethoxycarbonyl (Troc), 2-trimethylsilylethoxycarbonyl (Teoc), and aryloxycarbonyl (Alloc).

The compound represented by formula 1B is an
 20 intermediate of the compound represented by formula 1 which can be prepared by eliminating the amine protecting group of PG.

The compound represented by formula 1 of the present invention can be used as a form of a pharmaceutically acceptable salt, in which the salt is preferably acid addition salt formed by pharmaceutically acceptable free acids. The acid addition salt herein can be obtained from inorganic acids such as hydrochloric acid, nitric acid, phosphoric acid, sulfuric acid, hydrobromic acid, hydriodic acid, nitrous acid, and phosphorous acid; non-toxic organic acids such as aliphatic mono/dicarboxylate, phenyl-substituted alkanoate, hydroxy alkanoate, alkandioate, aromatic acids, and aliphatic/aromatic sulfonic acids; or organic acids such as acetic acid, benzoic acid, citric acid, lactic acid, maleic acid, gluconic acid, methanesulfonic acid, 4-toluenesulfonic acid, tartaric acid, and fumaric acid. The pharmaceutically non-toxic salts are exemplified by sulfate, pyrosulfate, bisulfate, sulphite, bisulphite, nitrate, phosphate, monohydrogen phosphate, dihydrogen phosphate, metaphosphate, pyrophosphate, chloride, bromide, iodide, fluoride, acetate, propionate, decanoate, caprylate, acrylate, formate, isobutylate, caprate, heptanoate, propiolate, oxalate, malonate, succinate, suberate, sebacate, fumarate, maleate, butyne-1,4-dioate, hexane-1,6-dioate, benzoate, chlorobenzoate, methylbenzoate, dinitrobenzoate, hydroxybenzoate, methoxybenzoate, phthalate, terephthalate, benzenesulfonate, toluenesulfonate, chlorobenzenesulfonate, xylenesulfonate, phenylacetate, phenylpropionate,

phenylbutylate, citrate, lactate, hydroxybutylate, glycolate, malate, tartrate, methanesulfonate, propanesulfonate, naphthalene-1-sulfonate, naphthalene-2-sulfonate, and mandelate.

5 The acid addition salt in this invention can be prepared by the conventional method known to those in the art. For example, the compound represented by formula 1 is dissolved in an organic solvent such as methanol, ethanol, acetone, methylenechloride, or acetonitrile, to which
10 organic acid or inorganic acid is added to induce precipitation. Then, the precipitate is filtered and dried to give the salt. Or the solvent and the excessive acid are distilled under reduced pressure, and dried to give the salt. Or the precipitate is crystallized in an organic
15 solvent to give the same.

A pharmaceutically acceptable metal salt can be prepared by using a base. Alkali metal or alkali earth metal salt is obtained by the following processes:
20 dissolving the compound in excessive alkali metal hydroxide or alkali earth metal hydroxide solution; filtering non-soluble compound salt; evaporating the remaining solution and drying thereof. At this time, the metal salt is preferably prepared in the pharmaceutically suitable form of sodium, potassium, or calcium salt. And the
25 corresponding silver salt is prepared by the reaction of alkali metal or alkali earth metal salt with proper silver salt (ex; silver nitrate).

The present invention includes not only the compound represented by formula 1 but also a pharmaceutically acceptable salt thereof, and a solvate, an optical isomer, or a hydrate possibly produced from the same.

5

The present invention also provides a method for preparing the compound represented by formula 1 comprising the following steps as shown in the below reaction formula 1:

10 preparing the compound represented by formula 2A by reacting the compound represented by formula 2 and the compound represented by formula 3 (step 1);

preparing the compound represented by formula 5 by reacting the compound represented by formula 2A prepared in
15 step 1 and the compound represented by formula 4 (step 2);

preparing the compound represented by formula 7 by reacting the compound represented by formula 5 prepared in step 2 and the compound represented by formula 6 (step 3);

preparing the compound represented by formula 8 by
20 reacting the compound represented by formula 7 prepared in step 3 and the compound represented by formula 2B under basic condition (step 4);

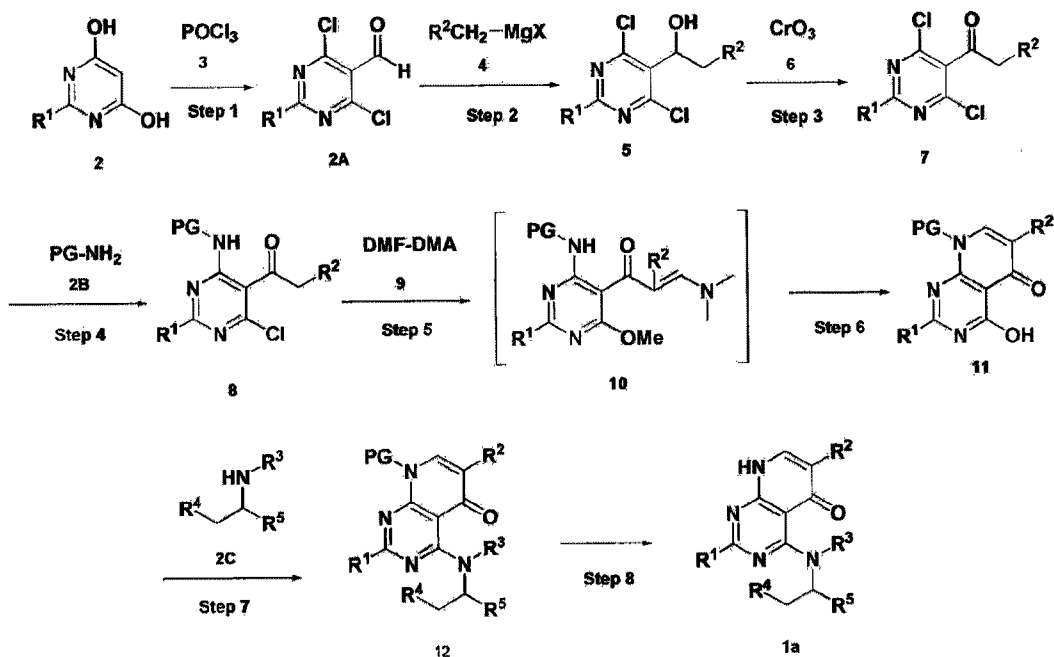
preparing the compound represented by formula 10 by reacting the compound represented by formula 8 prepared in
25 step 4 and the compound represented by formula 9 (step 5);

preparing the compound represented by formula 11 by reacting the compound represented by formula 10 prepared in step 5 under acidic condition (step 6);

preparing the compound represented by formula 12 by reacting the compound represented by formula 11 prepared in step 6 and the compound represented by formula 2C (step 7); and

preparing the compound represented by formula 1a by eliminating the amine protecting group from the compound represented by formula 12 prepared in step 7 under acidic condition (step 8):

[Reaction Formula 1]



In the reaction formula 1,
PG is amine protecting group;

the compound represented by formula 1a is a derivative of the compound represented by formula 1, in which ---- is double bond and A is carbon, and R^1 , R^2 , R^3 , R^4 , and R^5 are as defined in formula 1.

5

Hereinafter, the method for preparing the compound represented by formula 1 of the present invention is described in more detail.

In the method for preparing the compound represented by formula 1 of the present invention, step 1 is to give the compound represented by formula 2A by reacting the compound represented by formula 2 with the compound represented by formula 3.

At this time, the compound represented by formula 3 is exemplified by $ZnCl_2$, $SnCl_2$, $SnCl_4$, $FeCl_2$, $FeCl_3$, and $POCl_3$, which can be used as an equivalent or an excess. Among these, $POCl_3$ is more preferred.

In step 1, a compound capable of providing carbon to form aldehyde of the compound represented by formula 2A is used. The compound that can provide carbon herein is not limited but dimethylformamide is preferred.

In the method for preparing the compound represented by formula 1 of the present invention, step 2 is to give the compound represented by formula 5 by reacting the compound represented by formula 2 prepared in step 1 with the compound represented by formula 4, the Grignard reagent.

In the method for preparing the compound represented by formula 1 of the present invention, step 3 is to give the compound represented by formula 7 by reacting the compound represented by formula 5 prepared in step 2 with
 5 the compound represented by formula 6.

Particularly, step 3 is to prepare the aldehyde compound represented by formula 7 by reacting the alcohol compound represented by formula 5 with the oxidant represented by formula 6. At this time, the oxidant
 10 represented by formula 6 is exemplified by PCC (pyridinium chlorochromate), PDC (pyridinium dichromate), and CrO_3 , which can be used as an equivalent or an excess. Among these, CrO_3 is more preferred.

In the method for preparing the compound represented
 15 by formula 1 of the present invention, step 4 is to give the compound represented by formula 8 by reacting the compound represented by formula 7 prepared in step 3 with the compound represented by formula 2B.

At this time, PG in the compound represented by
 20 formula 2B is the amine protecting group and the amine protecting group is exemplified by t-butyloxycarbonyl (Boc), carbobenzyloxy (Cbz), 9-fluorenylmethyloxycarbonyl (Fmoc), acetyl (Ac), benzoyl (Bz), benzyl (Bn), p-methoxybenzyl (PMB), 3,4-dimethoxybenzyl (DMPM), p-
 25 methoxyphenyl (PMP), tosyl (Ts), 2,2,2-trichloroethoxycarbonyl (Troc), 2-

trimethylsilylethoxycarbonyl (Teoc), or aryloxycarbonyl (Alloc), and p-methoxybenzyl (PMB) is more preferred.

In the method for preparing the compound represented by formula 1 of the present invention, step 5 is to give
5 the compound represented by formula 10 by reacting the compound represented by formula 8 prepared in step 4 with DMF-DMA (dimethylformamide-dimethylacetal), the compound represented by formula 9.

In the method for preparing the compound represented
10 by formula 1 of the present invention, step 6 is to give the compound represented by formula 11 by reacting the compound represented by formula 10 prepared in step 5 under acidic condition.

At this time, the acid is exemplified by HCl, H₂SO₄,
15 bromic acid, and acetic acid, which can be used as an equivalent or an excess. Among these, acetic acid is more preferred.

In the method for preparing the compound represented by formula 1 of the present invention, step 7 is to give
20 the compound represented by formula 12 by reacting the compound represented by formula 11 prepared in step 6 with the compound represented by formula 2C.

Particularly, step 3 is to prepare the compound represented by formula 1 by dehydration-condensation of the
25 compound represented by formula 11 and the compound represented by formula 2C in the presence of

(benzotriazole-1-yloxy)tris(dimethylamino)phosphonium hexafluorophosphate (BOP) and a base.

At this time, the base herein is exemplified by an organic base such as pyridine, triethylamine, N,N-
5 diisopropylethylamine (DIPEA), and 1,8-diazabicyclo[5.4.0]-
7-undecene (DBU) or an inorganic base such as sodiumhydroxide, sodiumcarbonate, potassiumcarbonate, cesiumcarbonate, and sodiumhydride, which can be used as an equivalent or an excess independently or mixed together.
10 Among these, 1,8-diazabicyclo[5.4.0]-7-undecene (DBU) is more preferred.

The stereo-selectivity of the compound represented by formula 1 is determined by the stereo-selectivity of the compound represented by formula 2C used in step 7. Thus,
15 the optical isomer of the compound represented by formula 1 can be prepared by using the optical isomer of the compound represented by formula 2C.

In the method for preparing the compound represented by formula 1 of the present invention, step 8 is to give
20 the compound represented by formula 1a by eliminating the amine protecting group of the compound represented by formula 12 prepared in step 7 under acidic condition.

At this time, the acid is exemplified by HCl, H₂SO₄, acetic acid, and trifluoroacetic acid, which can be used as
25 an equivalent or an excess. Among these, trifluoroacetic acid is more preferred.

In the method for preparing the compound represented by formula 1 of the present invention, each step of the reaction formula 1 can be executed by the conventional method known to those in the art and at this time the
 5 usable base is exemplified by such organic bases as pyridine, triethylamine, N,N-diisopropylethylamine (DIPEA), and 1,8-diazabicyclo[5.4.0]-7-undecene (DBU); or such inorganic bases as sodium hydroxide, sodium carbonate, potassium carbonate, cesium carbonate, and sodium hydride,
 10 which can be used as an equivalent or an excess independently or as mixed. The acceptable reaction solvent is exemplified by tetrahydrofuran (TFH); dioxane; ether solvents such as ethylether and 1,2-dimethoxyethane; lower alcohols such as methanol, ethanol, propanol, and butanol;
 15 dimethylformamide (DMF), dimethylsulfoxide (DMSO), dichloromethane (DCM), dichloroethane, water, acetone, toluenesulfonate, chlorobenzenesulfonate, xylenesulfonate, ethylacetate, phenylacetate, phenylpropionate, phenylbutylate, citrate,
 20 lactate, hydroxybutylate, glycolate, malate, tartrate, methanesulfonate, propanesulfonate, naphthalene-1-sulfonate, naphthalene-2-sulfonate, and mandelate. The reaction solvent can be added independently or as a mixture of those.

25

As explained hereinbefore, the preparation method represented by the reaction formula 1 of the invention is

not only a novel method for preparing easily the compound represented by formula 11, one of the intermediates of the compound represented by formula 1 but also a useful method for preparing various pyrido-pyrimidine derivatives from
5 the compound represented by formula 1 by reacting the compound represented by formula 11 with the compound reacting to hydroxyl group (-OH), the substituent for the compound represented by formula 11.

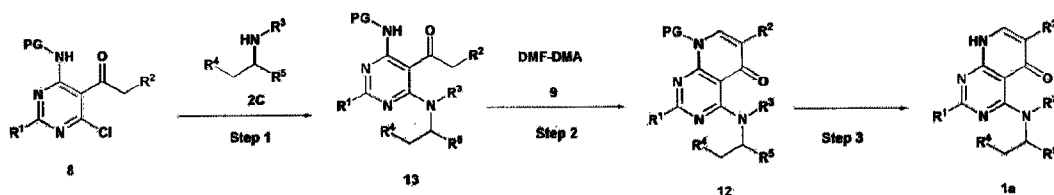
10 In the preparation method represented by the reaction formula 1 of the invention, the compound represented by formula 1a can be prepared by the method comprising the following steps as shown in reaction formula 1-a:

preparing the compound represented by formula 13 by
15 reacting the compound represented by formula 8 prepared in step 4 of reaction formula 1 and the compound represented by formula 2C (step 1);

preparing the compound represented by formula 12 by reacting the compound represented by formula 13 prepared in
20 step 1 and the compound represented by formula 9 (step 2);
and

preparing the compound represented by formula 1a by eliminating the amine protecting group from the compound represented by formula 12 prepared in step 2 under acidic
25 condition (step 3):

[Reaction Formula 1-a]



In the reaction formula 1-a,

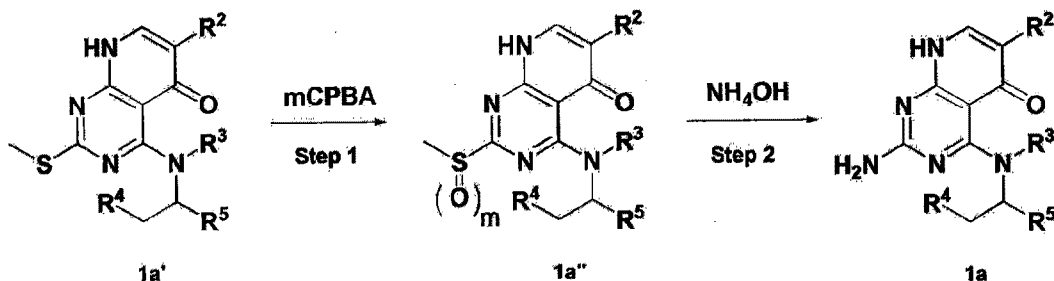
the compound represented by formula 1a is a derivative of the compound represented by formula 1, in which --- is double bond and A is carbon, and R^1 , R^2 , R^3 , R^4 , and R^5 are as defined in formula 1.

Further, in the preparation method represented by the reaction formula 1, the following steps can be added to the method in order to prepare the compound having the substitution of R^1 ($-\text{SCH}_3 \rightarrow -\text{NH}_2$), as shown in reaction formula 1-b:

preparing the compound represented by formula 1a'' by reacting the compound represented by formula 1a' with mCPBA (3-chlorobenzoic acid) (step 1); and

preparing the compound represented by formula 1a wherein R^1 is $-\text{NH}_2$ by reacting the compound represented by formula 1a'' prepared in step 1 in the presence of NH_4OH (step 2):

[Reaction Formula 1-b]



In the reaction formula 1-b,

the compound represented by formula 1a is a derivative of the compound represented by formula 1, in which --- is double bond and A is carbon, and R², R³, R⁴, and R⁵ are as defined in formula 1. m is 1 or 2.

The present invention also provides a method for preparing the compound represented by formula 1 comprising the following steps as shown in the below reaction formula 2:

preparing the compound represented by formula 15 by reacting the compound represented by formula 2A and the compound represented by formula 14 (step 1);

preparing the compound represented by formula 17 by reacting the compound represented by formula 15 prepared in step 1 and the compound represented by formula 16 (step 2);

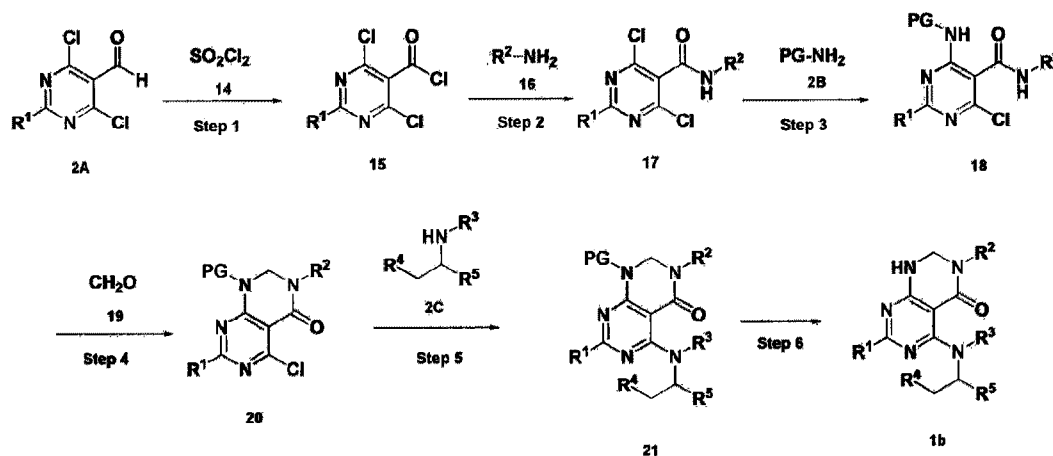
preparing the compound represented by formula 18 by reacting the compound represented by formula 17 prepared in step 2 and the compound represented by formula 2B (step 3);

preparing the compound represented by formula 20 by reacting the compound represented by formula 18 prepared in step 3 and the compound represented by formula 19 (step 4);

preparing the compound represented by formula 21 by reacting the compound represented by formula 20 prepared in step 4 and the compound represented by formula 2C under basic condition (step 5); and

- 5 preparing the compound represented by formula 1b by eliminating the amine protecting group from the compound represented by formula 21 prepared in step 5 under acidic condition (step 6):

[Reaction Formula 2]



10

In the reaction formula 2,

PG is amine protecting group;

- the compound represented by formula 1b is a derivative of the compound represented by formula 1, in which --- is single bond and A is nitrogen, and R^1 , R^2 , R^3 , R^4 , and R^5 are as defined in formula 1.
- 15

Each step of the preparation method represented by the reaction formula 2 is executed by the same or similar

method to the method of reaction formula 1 above or the conventional method known to those in the art.

Therefore, the preparation method represented by the reaction formula 2 of the invention is not only a novel
5 method for preparing easily the compound represented by formula 20, one of the intermediates of the compound represented by formula 1 but also a useful method for preparing diverse dihydro pyrimido-pyrimidine derivatives from the compound represented by formula 1 by reacting the
10 compound represented by formula 20 with the compound reacting to chloride (-Cl), the substituent of the compound.

The present invention also provides a method for
15 preparing the compound represented by formula 1 comprising the following steps as shown in the below reaction formula 3:

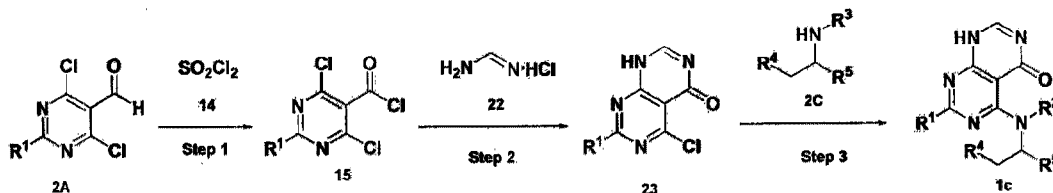
preparing the compound represented by formula 15 by reacting the compound represented by formula 2A and the
20 compound represented by formula 14 (step 1);

preparing the compound represented by formula 23 by reacting the compound represented by formula 15 prepared in step 1 and the compound represented by formula 22 (step 2);
and

25 preparing the compound represented by formula 1c by reacting the compound represented by formula 23 prepared in

step 2 and the compound represented by formula 2C under basic condition (step 3):

[Reaction Formula 3]



5 In the reaction formula 3,

the compound represented by formula 1c is a derivative of the compound represented by formula 1, in which ~~---~~ is double bond and A is nitrogen, and R¹, R², R³, R⁴, and R⁵ are as defined in formula 1.

10

Each step of the preparation method represented by the reaction formula 3 is executed by the same or similar method to the method of reaction formula 1 above or the conventional method known to those in the art.

15 Therefore, the preparation method represented by the reaction formula 3 of the invention is not only a novel method for preparing easily the compound represented by formula 23, one of the intermediates of the compound represented by formula 1 but also a useful method for
20 preparing diverse pyrimido-pyrimidine derivatives from the compound represented by formula 1 by reacting the compound represented by formula 23 with the compound reacting to chloride (-Cl), the substituent of the compound.

In the preparation method represented by the reaction formula 3, the compound represented by formula 1c can be prepared by the method comprising the following steps as shown in reaction formula 3-a:

5 preparing the compound represented by formula 25 by reacting the compound represented by formula 15 prepared in step 1 of reaction formula 3 and the compound represented by formula 24 (step 1);

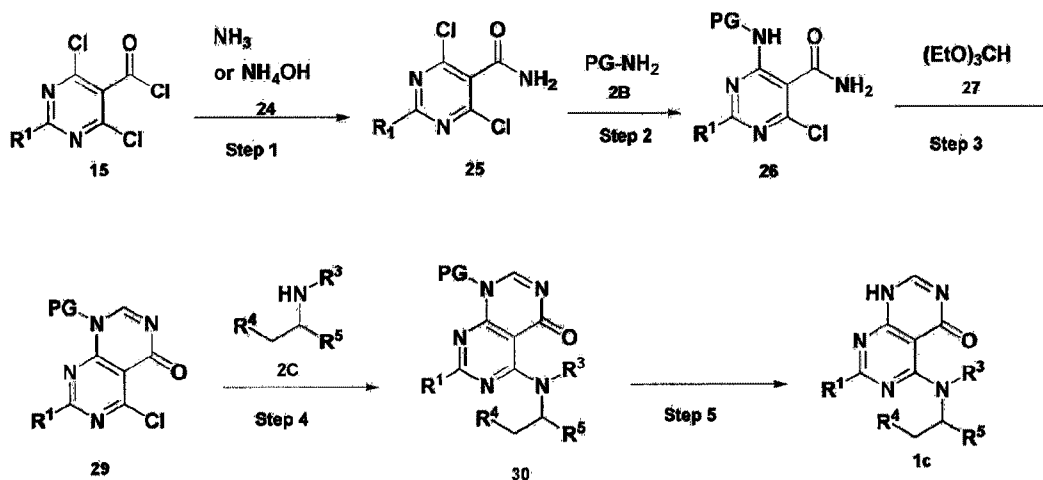
 preparing the compound represented by formula 26 by
10 reacting the compound represented by formula 25 prepared in step 1 and the compound represented by formula 2B (step 2);

 preparing the compound represented by formula 29 by reacting the compound represented by formula 26 prepared in step 2 and the compound represented by formula 27 (step 3);

15 preparing the compound represented by formula 30 by reacting the compound represented by formula 29 prepared in step 3 and the compound represented by formula 2C (step 4);
and

 preparing the compound represented by formula 1b by
20 eliminating the amine protecting group from the compound represented by formula 30 prepared in step 4 under acidic condition (step 5):

[Reaction Formula 3-a]



In the reaction formula 3-a,

PG is amine protecting group;

the compound represented by formula 1c is a derivative
 5 of the compound represented by formula 1, in which --- is
 double bond and A is nitrogen, and R^1 , R^2 , R^3 , R^4 , and R^5 are
 as defined in formula 1.

The present invention also provides a pharmaceutical
 10 composition for the prevention or treatment of PI3 kinase
 related diseases which comprises the said heteroaryl
 derivative, the optical isomer thereof, or the
 pharmaceutically acceptable salt of the same as an active
 ingredient.

15 The heteroaryl derivative, the optical isomer thereof,
 or the pharmaceutically acceptable salt thereof of the
 invention is characterized by the selective inhibition of
 PI3 kinase selected from the group consisting of PI3K α ,
 PI3K β , PI3K δ , and PI3K γ .

Particularly, the PI3 kinase related disease includes cancer, autoimmune disease, and respiratory disease.

The cancer herein is exemplified by hematological malignance such as myeloid metaplasia, chronic
5 myelomonocytic leukemia, acute lymphoblastic leukemia, acute erythroid leukemia, Hodgikin`s/non-Hodgikin`s disease, B-cell lymphoma, acute T-cell leukemia, myelodysplastic syndrome, plasma cell dysfunction, hairy cell leukemia, Kaposi's sarcoma, and lymphoma, ovarian
10 cancer, cervical cancer, breast cancer, colorectal cancer, liver cancer, stomach cancer, pancreatic cancer, colon cancer, peritoneal metastasis, skin cancer, bladder cancer, prostate cancer, thyroid cancer, lung cancer, osteosarcoma, fibrous tumor, and brain tumor.

15 The autoimmune disease herein includes rheumatoid arthritis, systemic lupus erythematosus, multiple sclerosis, type 1 diabetes, hyperthyroidism, myasthenia, Crohn's disease, ankylosing spondylitis, psoriasis, autoimmune pernicious anemia, and Sjogren's syndrome.

20 The respiratory disease herein includes chronic obstructive pulmonary disease(COPD), rhinitis, asthma, chronic bronchitis, chronic inflammatory lung disease, silicosis, pulmonary sarcoidosis, pleurisy, alveolitis, vasculitis, emphysema, pneumonia, and bronchiectasis.

25

The present inventors investigated the inhibitory effect of the compound represented by formula 1 of the

present invention on PI3K α , β , γ , and δ . As a result, it was confirmed that the compound of the invention was excellent in inhibiting PI3K α , β , γ , and δ . In particular, the inhibitory effect on PI3 kinase γ or δ was
5 more peculiar even at a low concentration (see Experimental Examples 1 ~ 4).

Therefore, the compound of the present invention plays a role as a PI3 kinase inhibitor, so that it can be effectively used for the prevention or treatment of PI3
10 kinase related diseases including cancer such as hematological malignance, ovarian cancer, cervical cancer, breast cancer, colorectal cancer, liver cancer, stomach cancer, pancreatic cancer, colon cancer, peritoneal metastasis, skin cancer, bladder cancer, prostate cancer,
15 thyroid cancer, lung cancer, osteosarcoma, fibrous tumor, and brain tumor; autoimmune disease such as rheumatoid arthritis, systemic lupus erythematosus, multiple sclerosis, type 1 diabetes, hyperthyroidism, myasthenia, Crohn's disease, ankylosing spondylitis, psoriasis,
20 autoimmune pernicious anemia, and Sjogren's syndrome; and respiratory disease such as chronic obstructive pulmonary disease(COPD), rhinitis, asthma, chronic bronchitis, chronic inflammatory lung disease, silicosis, pulmonary sarcoidosis, pleurisy, alveolitis, vasculitis, emphysema,
25 pneumonia, and bronchiectasis.

The compound represented by formula 1, the optical isomer thereof, or the pharmaceutically acceptable salt thereof of the present invention can be prepared for oral or parenteral administration by mixing with generally used
5 diluents or excipients such as fillers, extenders, binders, wetting agents, disintegrating agents and surfactants.

The formulations for oral administration are exemplified by tablets, pills, hard/soft capsules, solutions, suspensions, emulsions, syrups, granules, and
10 elixirs, etc. These formulations can include diluents (for example, lactose, dextrose, sucrose, mannitol, sorbitol, cellulose, and/or glycine) and lubricants (for example, silica, talc, stearate and its magnesium or calcium salt, and/or polyethylene glycol) in addition to the active
15 ingredient. Tablets can include binding agents such as magnesium aluminum silicate, starch paste, gelatin, methylcellulose, sodium carboxymethylcellulose and/or polyvinylpyrrolidone, and if necessary disintegrating agents such as starch, agarose, alginic acid or its sodium salt or
20 azeotropic mixtures and/or absorbents, coloring agents, flavours, and sweeteners can be additionally included thereto.

The pharmaceutical composition comprising the compound represented by formula 1, the optical isomer thereof, or
25 the pharmaceutically acceptable salt thereof as an active ingredient can be administered by parenterally and the parenteral administration includes subcutaneous injection,

intravenous injection, intramuscular injection, or intrathoracic injection.

To prepare the composition as a formulation for parenteral administration, the compound represented by
5 formula 1 or the pharmaceutically acceptable salt thereof is mixed with a stabilizer or a buffering agent in water to produce a solution or suspension, which is then formulated as ampoules or vials. The composition herein can be sterilized and additionally contains preservatives,
10 stabilizers, wettable powders or emulsifiers, salts and/or buffers for the regulation of osmotic pressure, and other therapeutically useful materials, and the composition can be formulated by the conventional mixing, granulating or coating method.

15 The effective dosage of the pharmaceutical composition comprising the compound represented by formula 1, the optical isomer thereof, or the pharmaceutically acceptable salt thereof as an active ingredient of the present invention can be determined according to age, weight,
20 gender, administration method, health condition, and severity of disease. The dosage is 0.1 ~ 1000 mg/day for an adult patient (70 Kg), preferably 1 ~ 500 mg/day, which can be administered several times a day or preferably once a day or a couple of times a day.

25 The pharmaceutical composition comprising the compound represented by formula 1, the optical isomer thereof, or the pharmaceutically acceptable salt thereof as an active

ingredient of the present invention can be administered alone or treated together with surgical operation, hormone therapy, chemo-therapy and biological regulators.

5 In addition, the present invention provides a health food composition for the prevention or improvement of PI3 kinase related diseases which comprises the said heteroaryl derivative, the optical isomer thereof, or the pharmaceutically acceptable salt of the same as an active
10 ingredient.

 The PI3 kinase related disease herein includes cancer such as hematological malignance, ovarian cancer, cervical cancer, breast cancer, colorectal cancer, liver cancer, stomach cancer, pancreatic cancer, colon cancer, peritoneal
15 metastasis, skin cancer, bladder cancer, prostate cancer, thyroid cancer, lung cancer, osteosarcoma, fibrous tumor, and brain tumor, autoimmune disease such as rheumatoid arthritis, systemic lupus erythematosus, multiple sclerosis, type 1 diabetes, hyperthyroidism, myasthenia,
20 Crohn's disease, ankylosing spondylitis, psoriasis, autoimmune pernicious anemia, and Sjogren's syndrome, and respiratory disease such as chronic obstructive pulmonary disease(COPD), rhinitis, asthma, chronic bronchitis, chronic inflammatory lung disease, silicosis, pulmonary
25 sarcoidosis, pleurisy, alveolitis, vasculitis, emphysema, pneumonia, and bronchiectasis.

The compound represented by formula 1 of the present invention acts as a PI3 kinase inhibitor, so that it can be added to a health functional supplement including food and beverages as a health food composition for the prevention
5 or improvement of PI3 kinase related diseases.

The compound represented by formula 1 of the present invention can be used as a food additive. In that case, the compound of the present invention can be added as it is or as mixed with other food components according to the
10 conventional method. The mixing ratio of active ingredients can be regulated according to the purpose of use (prevention or improvement). In general, to produce health food or beverages, the compound of the present invention is added preferably by 0.1 ~ 90 weight part.
15 However, if long term administration is required for health and hygiene or regulating health condition, the content can be lower than the above but higher content can be accepted as well since the compound of the present invention has been proved to be very safe.

20 The composition for health beverages of the present invention can additionally include various flavors or natural carbohydrates, etc, like other beverages. The natural carbohydrates above can be one of monosaccharides such as glucose and fructose, disaccharides such as maltose
25 and sucrose, polysaccharides such as dextrin and cyclodextrin, and glucose alcohols such as xylitol, sorbitol and erythritol. Besides, natural sweetening

agents (thaumatin, stevia extract, for example rebaudioside A, glycyrrhizin, etc.) and synthetic sweetening agents (saccharin, aspartame, etc.) can be included as a sweetening agent. The content of the natural carbohydrate
5 is preferably 1 ~ 20 g and more preferably 5 ~ 12 g in 100 g of the composition.

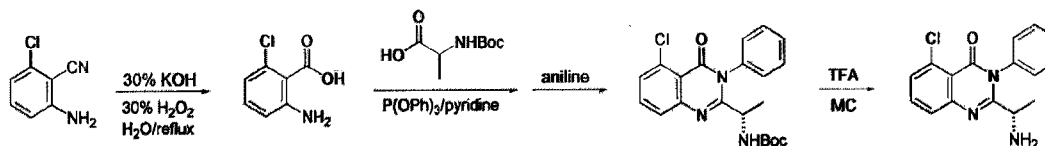
In addition to the ingredients mentioned above, the compound represented by formula 1 of the present invention can include in variety of nutrients, vitamins, minerals
10 (electrolytes), flavors including natural flavors and synthetic flavors, coloring agents and extenders (cheese, chocolate, etc.), pectic acid and its salts, alginic acid and its salts, organic acid, protective colloidal viscosifiers, pH regulators, stabilizers, antiseptics,
15 glycerin, alcohols, carbonators which used to be added to soda, etc. The compound represented by formula 1 of the present invention can also include fruit flesh addable to natural fruit juice, fruit beverages, and vegetable beverages.

20

Practical and presently preferred embodiments of the present invention are illustrative as shown in the following Examples.

However, it will be appreciated that those skilled in
25 the art, on consideration of this disclosure, may make modifications and improvements within the spirit and scope of the present invention.

Preparative Example 1: Preparation of (S)-2-(1-aminoethyl)-5-chloro-3-phenylquinazoline-4(3H)-one



5 Step 1: Preparation of 2-amino-6-chlorobenzoic acid

The reaction mixture composed of 5 g of 2-amino-6-chlorobenzonitrile (32.77 mmol), 30% potassium hydroxide (50 mL), and 30% hydrogen peroxide aqueous solution (3 mL) was heat-refluxed for 12 hours, which was then cooled down
 10 at room temperature. The aqueous layer was separated by using diethyl ether and then acidized with 12 N HCl (pH: 3-4) to separate an organic layer. The organic layer was washed with saturated brine and then separated, dried (Na₂SO₄), filtered, and concentrated under reduced pressure.
 15 As a result, 5.31 g of the target compound 2-amino-6-chlorobenzoic acid was obtained as a yellow solid (30.95 mmol, yield: 94%).

¹H NMR (300 MHz, DMSO-d₆) δ 8.24 (s, 2H), 7.00-7.06 (t, J = 7.5 Hz, 1H), 6.64 (d, J = 8.4 Hz, 1H), 6.56 (d, J = 7.8 Hz,
 20 1H).

Step 2: Preparation of tert-butyl (S)-(1-(5-chloro-4-oxo-3-phenyl-3,4-dihydroquinazoline-2-yl)ethyl)carbamate

1.00 g (5.89 mmol) of 2-amino-6-chlorobenzoic acid
 25 obtained in step 1 above was mixed with N-Boc-L-alanine (1

equivalent), triphenyl phosphite (1.2 equivalent), and anhydrous pyridine (5 mL). The reaction mixture was stirred at 55°C for 12 hours, to which aniline (1 equivalent) was added. The mixture was heated for 6 hours, and then cooled down at room temperature. The mixture was concentrated under reduced pressure, followed by acidization with 1N HCl (pH: 5-6). The reaction mixture was extracted by using ethyl acetate to separate an organic layer. The organic layer was washed with saturated brine, separated, dried (Na₂SO₄), filtered, and concentrated under reduced pressure. The residue was separated by column chromatography (SiO₂, eluent: hexane/ethyl acetate, 10/1 → hexane/ethyl acetate, 1/1) to give 1.63 g of the target compound tert-butyl (S)-(1-(5-chloro-4-oxo-3-phenyl-3,4-dihydroquinazoline-2-yl)ethyl)carbamate as a yellow solid (4.09 mmol, yield: 69%).

¹H NMR (300 MHz, CDCl₃) δ 7.61-7.63 (m, 2H), 7.46-7.57 (m, 4H), 7.36-7.39 (m, 1H), 7.29 (s, 1H), 5.59 (s, 1H), 4.50 (s, 1H), 1.37-1.46 (m, 9H), 1.25 (d, J = 6.5 Hz, 3H).

Step 3: Preparation of (S)-2-(1-aminoethyl)-5-chloro-3-phenylquinazoline-4(3H)-one

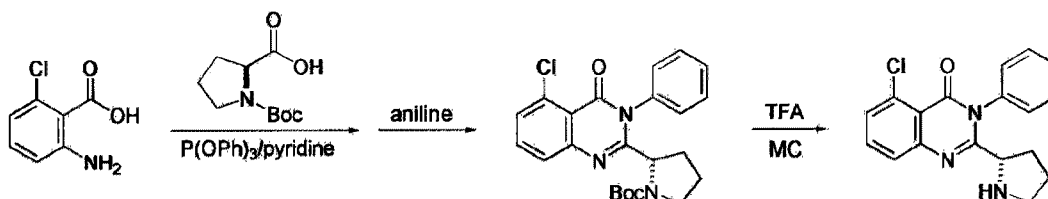
1.634 g (4.09 mmol) of tert-butyl (S)-(1-(5-chloro-4-oxo-3-phenyl-3,4-dihydroquinazoline-2-yl)ethyl)carbamate prepared in step 2 was dissolved in dichloromethane (15 mL), to which trifluoroacetic acid (TFA, 5 mL) was added. After the reflux at 40°C for 3 hours, the mixture was

cooled down at room temperature, to which saturated NaHCO_3 aqueous solution was slowly added to neutralize the mixture. The organic layer was extracted by using ethyl acetate, which was washed with saturated brine, separated,
 5 dried (Na_2SO_4), filtered, and concentrated under reduced pressure. The residue was separated by column chromatography (SiO_2 , eluent: dichloromethane/methanol, 20/1 \rightarrow dichloromethane/methanol, 5/1) to give 1.046 g of the target compound (S)-2-(1-aminoethyl)-5-chloro-3-
 10 phenylquinazoline-4(3H)-one as a white solid (3.49 mmol, yield: 85%).

^1H NMR (300 MHz, CDCl_3) δ 7.60–7.64 (m, 2H), 7.51–7.59 (m, 3H), 7.44–7.48 (m, 1H), 7.27–7.29 (m, 2H), 3.63–3.70 (m, 1H), 1.83 (s, 2H), 1.27 (d, $J = 6.5\text{Hz}$, 3H).

15

Preparative Example 2: Preparation of (S)-5-chloro-3-phenyl-2-(pyrrolidine-2-yl)quinazoline-4(3H)-one



20 Step 1: Preparation of tert-butyl (S)-2-(5-chloro-4-oxo-3-phenyl-3,4-dihydroquinazoline-2-yl)pyrrolidine-1-carboxylate

5.51 g of tert-butyl (S)-2-(5-chloro-4-oxo-3-phenyl-3,4-dihydroquinazoline-2-yl)pyrrolidine-1-carboxylate was

prepared as a beige solid by using 3.76 g (17.47 mmol) of (tert-butoxycarbonyl)-L-proline according to the same manner as described in step 2 of Preparative Example 1 (12.94 mmol, yield: 74%).

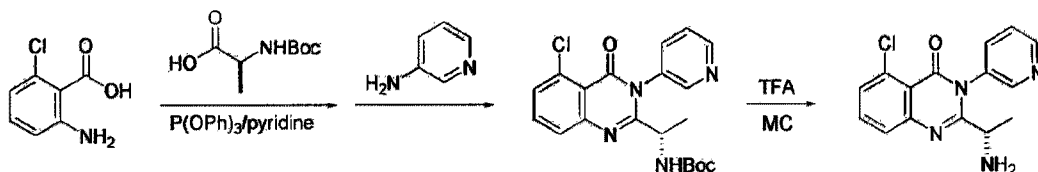
¹H NMR (300 MHz, CDCl₃) δ 7.42-7.61 (m, 6H), 7.32-7.34 (m, 1H), 7.20-7.24 (m, 1H), 4.40-4.43 (m, 1H), 3.41-3.52 (m, 2H), 1.86-2.06 (m, 3H), 1.70-1.76 (m, 1H), 1.30 (s, 9H).

Step 2: Preparation of (S)-5-chloro-3-phenyl-2-(pyrrolidine-2-yl)quinazoline-4(3H)-one

3.3 g of (S)-5-chloro-3-phenyl-2-(pyrrolidine-2-yl)quinazoline-4(3H)-one was prepared as a beige solid by using 5.53 g (12.99 mmol) of tert-butyl (S)-2-(5-chloro-4-oxo-3-phenyl-3,4-dihydroquinazoline-2-yl)pyrrolidine-1-carboxylate prepared in step 1 according to the same manner as described in step 3 of Preparative Example 1 (10.13 mmol, yield: 78%).

¹H NMR (300 MHz, CDCl₃) δ 7.60-7.62 (m, 2H), 7.47-7.54 (m, 4H), 7.27-7.29 (m, 2H), 3.75-3.79 (m, 1H), 3.22-3.26 (m, 1H), 3.73-3.76 (m, 1H), 1.69-1.77 (m, 4H).

Preparative Example 3: Preparation of (S)-2-(1-aminoethyl)-5-chloro-3-(pyridine-3-yl)quinazoline-4(3H)-one



Step 1: Preparation of tert-butyl (S)-(1-(5-chloro-4-oxo-3-(pyridine-3-yl)-3,4-dihydroquinazoline-2-yl)ethyl)carbamate

4.06 g of tert-butyl (S)-(1-(5-chloro-4-oxo-3-(pyridine-3-yl)-3,4-dihydroquinazoline-2-yl)ethyl)carbamate was prepared as an ivory solid by using 1.59 g (16.90 mmol) of 3-aminopyridine according to the same manner as described in step 2 of Preparative Example 1 (10.14 mmol, yield: 60%).

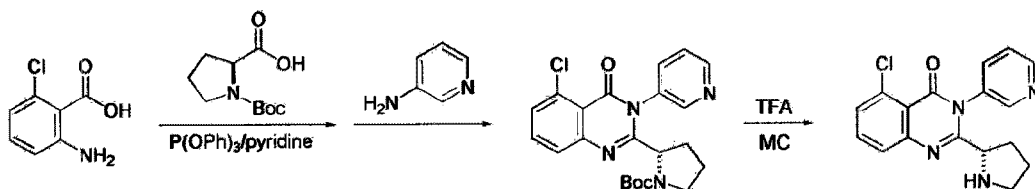
¹H NMR(300 MHz, CDCl₃) δ 8.77(s, 1H), 8.57(s, 1H), 7.45-7.82(m, 5H), 5.47(s, 1H), 4.35-4.38(m, 1H), 1.41(s, 9H), 1.26-1.31(m, 3H).

Step 2: Preparation of (S)-2-(1-aminoethyl)-5-chloro-3-(pyridine-3-yl)quinazoline-4(3H)-one

2.6 g of (S)-2-(1-aminoethyl)-5-chloro-3-(pyridine-3-yl)quinazoline-4(3H)-one was prepared as a white solid by using 4.08 g (10.18 mmol) of tert-butyl (S)-(1-(5-chloro-4-oxo-3-(pyridine-3-yl)-3,4-dihydroquinazoline-2-yl)ethyl)carbamate prepared in step 1 according to the same manner as described in step 3 of Preparative Example 1 (8.65 mmol, yield: 85%).

¹H NMR(300 MHz, CDCl₃) δ 8.78(s, 1H), 8.58(s, 1H), 7.65-7.71(m, 3H), 7.52-7.56(m, 2H), 3.57-3.64(m, 1H), 1.29(dd, J = 22.7, 5.9Hz, 3H).

Preparative Example 4: Preparation of (S)-5-chloro-3-(pyridine-3-yl)-2-(pyrrolidine-2-yl)quinazoline-4(3H)-one



Step 1: Preparation of tert-butyl (S)-2-(5-chloro-4-oxo-3-(pyridine-3-yl)-3,4-dihydroquinazoline-2-yl)pyrrolidine-1-carboxylate

3.82 g of tert-butyl (S)-2-(5-chloro-4-oxo-3-(pyridine-3-yl)-3,4-dihydroquinazoline-2-yl)pyrrolidine-1-carboxylate was prepared as a white solid by using 1.65 g (17.55 mmol) of 3-aminopyridine according to the same manner as described in step 2 of Preparative Example 1 (8.95 mmol, yield: 51%).

¹H NMR (300 MHz, CDCl₃) δ 8.74-8.77 (m, 1H), 8.51 (s, 1H), 7.45-7.70 (m, 5H), 4.27-4.41 (m, 1H), 3.70-3.83 (m, 1H), 3.45-3.60 (m, 1H), 1.92-1.99 (m, 2H), 1.77-1.87 (m, 2H), 1.31 (d, J = 11.3 Hz, 9H).

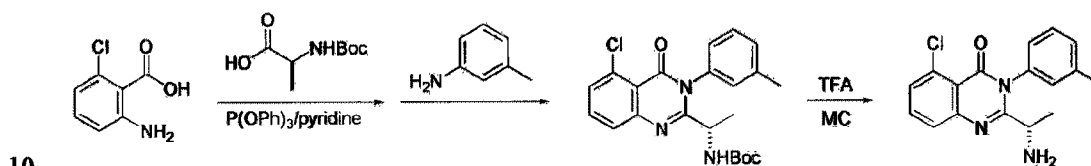
Step 2: Preparation of (S)-5-chloro-3-(pyridine-3-yl)-2-(pyrrolidine-2-yl)quinazoline-4(3H)-one

2.6 g of (S)-5-chloro-3-(pyridine-3-yl)-2-(pyrrolidine-2-yl)quinazoline-4(3H)-one was prepared as a white solid by using 3.83 g (8.97 mmol) of tert-butyl (S)-2-(5-chloro-4-oxo-3-(pyridine-3-yl)-3,4-dihydroquinazoline-2-yl)pyrrolidine-1-carboxylate prepared in step 1 according

to the same manner as described in step 3 of Preparative Example 1 (7.80 mmol, yield: 87%).

¹H NMR(300 MHz, CDCl₃) δ 8.75(s, 1H), 8.55-8.59(d, J = 12.2 Hz, 1H), 7.63-7.70(m, 3H), 7.50-7.52(m, 2H), 3.63-3.81(m, 1H), 3.20-3.27(m, 1H), 2.74-2.79(m, 1H), 1.65-1.78(m, 4H).

Preparative Example 5: Preparation of (S)-2-(1-aminoethyl)-5-chloro-3-(m-tolyl)quinazoline-4(3H)-one



Step 1: Preparation of tert-butyl (S)-((1-(5-chloro-4-oxo-3-(m-tolyl)-3,4-dihydroquinazolin-2-yl)ethyl)carbamate

5.1 g of tert-butyl (S)-((1-(5-chloro-4-oxo-3-(m-tolyl)-3,4-dihydroquinazolin-2-yl)ethyl)carbamate was prepared as a white solid by using 1.88 g (17.56 mmol) of m-toluidine according to the same manner as described in step 2 of Preparative Example 1 (12.29 mmol, yield: 70%).

¹H NMR(300 MHz, CDCl₃) δ 7.62(s, 2H), 7.39-7.47(m, 2H), 7.31-7.33(m, 1H), 7.15(s, 1H), 7.08(s, 1H), 5.61(s, 1H), 4.50-4.53(m, 1H), 2.42(s, 3H), 1.42(s, 9H), 1.27(s, 3H).

Step 2: Preparation of (S)-2-(1-aminoethyl)-5-chloro-3-(m-tolyl)quinazoline-4(3H)-one

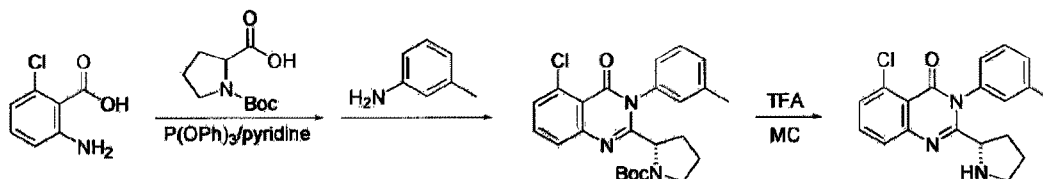
3.0 g of (S)-2-(1-aminoethyl)-5-chloro-3-(m-tolyl)quinazoline-4(3H)-one was prepared as a white solid

by using 5.0 g (12.10 mmol) of tert-butyl (S)-(1-(5-chloro-4-oxo-3-(m-tolyl)-3,4-dihydroquinazoline-2-yl)ethyl)carbamate prepared in step 1 according to the same manner as described in step 3 of Preparative Example 1
 5 (9.56 mmol, yield: 79%).

^1H NMR (300 MHz, CDCl_3) δ 7.61-7.63(m, 2H), 7.41-7.48(m, 2H), 7.30-7.33(d, J = 7.7 Hz, 1H), 7.05-7.08(m, 2H), 3.66-3.73(q, J = 13.0, 6.5 Hz, 1H), 2.42(s, 3H), 1.27-1.29(d, J = 6.5 Hz, 3H).

10

Preparative Example 6: Preparation of (S)-5-chloro-2-(pyrrolidine-2-yl)-3-(m-tolyl)quinazoline-4(3H)-one



Step 1: Preparation of (S)-tert-butyl 2-(5-chloro-4-oxo-3-(m-tolyl)-3,4-dihydroquinazoline-2-yl)pyrrolidine-1-carboxylate

5.67 g of tert-butyl (S)-2-(5-chloro-4-oxo-3-(m-tolyl)-3,4-dihydroquinazoline-2-yl)pyrrolidine-1-carboxylate was prepared as a yellow solid by using 1.87 g
 20 (17.41 mmol) of m-toluidine according to the same manner as described in step 2 of Preparative Example 1 (12.88 mmol, yield: 74%).

^1H NMR (300 MHz, CDCl_3) δ 7.53-7.58(m, 2H), 7.45-7.51(m, 2H), 7.30-7.33(m, 1H), 7.14(s, 1H), 7.02(s, 1H), 4.43-

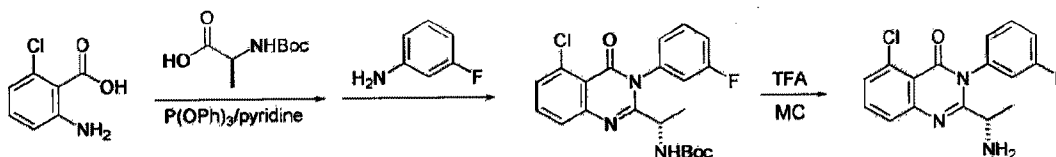
4.51 (m, 1H), 3.63-3.74 (m, 1H), 3.42-3.50 (m, 1H), 2.42 (s, 3H), 1.93-2.04 (m, 3H), 1.73-1.79 (m, 1H), 1.23-1.37 (m, 9H).

Step 2: Preparation of (S)-5-chloro-2-(pyrrolidine-2-yl)-3-(m-tolyl)quinazoline-4(3H)-one

4.0 g of (S)-5-chloro-2-(pyrrolidine-2-yl)-3-(m-tolyl)quinazoline-4(3H)-one was prepared as a white solid by using 5.69 g (12.93 mmol) of tert-butyl (S)-2-(5-chloro-4-oxo-3-(m-tolyl)-3,4-dihydroquinazoline-2-yl)pyrrolidine-1-carboxylate prepared in step 1 according to the same manner as described in step 3 of Preparative Example 1 (11.77 mmol, yield: 91%).

¹H NMR (300 MHz, CDCl₃) δ 7.42-7.58 (m, 4H), 7.35 (d, J = 8.1 Hz, 1H), 7.20-7.24 (m, 1H), 7.05 (s, 1H), 4.44-4.51 (m, 1H), 3.42-3.50 (m, 1H), 3.18-3.24 (m, 1H), 2.44 (d, J = 11.7 Hz, 3H), 1.76-1.93 (m, 4H).

Preparative Example 7: Preparation of (S)-2-(1-aminoethyl)-5-chloro-3-(3-fluorophenyl)quinazoline-4(3H)-one



Step 1: Preparation of tert-butyl (S)-2-(1-(5-chloro-3-(3-fluorophenyl)-4-oxo-3,4-dihydroquinazoline-2-yl)ethyl)carbamate

4.88 g of tert-butyl (S)-(1-(5-chloro-3-(3-fluorophenyl)-4-oxo-3,4-dihydroquinazoline-2-yl)ethyl)carbamate was prepared as a yellow solid by using 1.94 g (17.43 mmol) of 3-fluoroaniline according to the same manner as described in step 2 of Preparative Example 1 (11.68 mmol, yield: 67%).

^1H NMR (300 MHz, CDCl_3) δ 7.42-7.63(m, 4H), 7.14-7.23(m, 1H), 7.03-7.17(m, 2H), 5.44-5.55(m, 1H), 4.48-4.52(m, 1H), 1.42(s, 9H), 1.18-1.31(m, 3H).

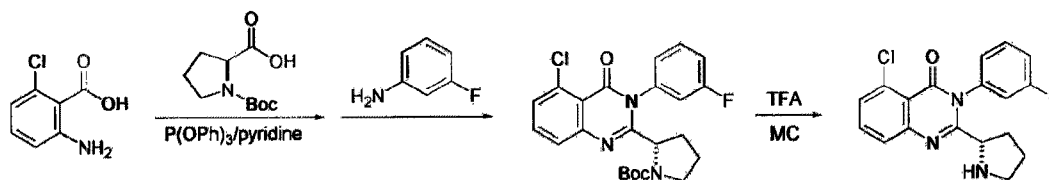
10

Step 2: Preparation of (S)-2-(1-aminoethyl)-5-chloro-3-(3-fluorophenyl)quinazoline-4(3H)-one

2.4 g of (S)-2-(1-aminoethyl)-5-chloro-3-(3-fluorophenyl)quinazoline-4(3H)-one was prepared as a white solid by using 4.88 g (11.80 mmol) of tert-butyl (S)-(1-(5-chloro-3-(3-fluorophenyl)-4-oxo-3,4-dihydroquinazoline-2-yl)ethyl)carbamate prepared in step 1 according to the same manner as described in step 3 of Preparative Example 1 (7.55 mmol, yield: 64%).

^1H NMR (300 MHz, CDCl_3) δ 1.64(s, 1H), 7.63(d, J = 1.5 Hz, 1H), 7.46-7.60(m, 2H), 7.22-7.25(m, 1H), 7.04-7.10(m, 2H), 3.65-3.71(m, 1H), 1.31(dd, J = 6.5, 1.3 Hz, 3H).

Preparative Example 8: Preparation of (S)-5-chloro-3-(3-fluorophenyl)-2-(pyrrolidine-2-yl)quinazoline-4(3H)-one



Step 1: Preparation of tert-butyl (S)-2-(5-chloro-3-(3-fluorophenyl)-4-oxo-3,4-dihydroquinazoline-2-yl)pyrrolidine-1-carboxylate

5 6.33 g of tert-butyl (S)-2-(5-chloro-3-(3-fluorophenyl)-4-oxo-3,4-dihydroquinazoline-2-yl)pyrrolidine-1-carboxylate was prepared as a yellow solid by using 1.93 g (17.39 mmol) of 3-fluoroaniline according to the same manner as described in step 2 of Preparative
10 Example 1 (14.26 mmol, yield: 82%).

¹H NMR (300 MHz, CDCl₃) δ 7.52-7.65 (m, 3H), 7.34-7.49 (m, 2H), 6.97-7.23 (m, 2H), 4.42-4.51 (m, 1H), 3.65-3.77 (m, 1H), 3.42-3.54 (m, 1H), 1.91-2.11 (m, 3H), 1.79-1.88 (m, 1H), 1.26-1.37 (m, 9H).

15

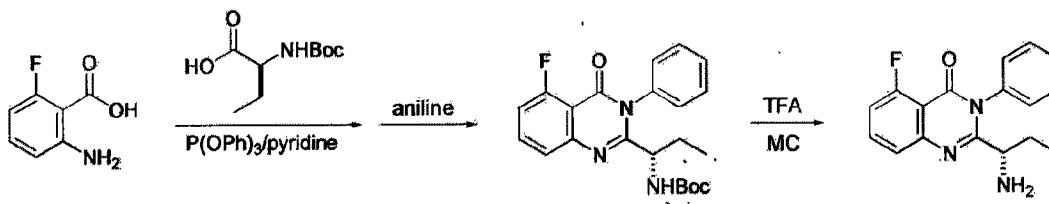
Step 2: Preparation of (S)-5-chloro-3-(3-fluorophenyl)-2-(pyrrolidine-2-yl)quinazoline-4(3H)-one

3.82 g of (S)-5-chloro-3-(3-fluorophenyl)-2-(pyrrolidine-2-yl)quinazoline-4(3H)-one was prepared as a
20 white solid by using 6.49 g (14.62 mmol) of tert-butyl (S)-2-(5-chloro-3-(3-fluorophenyl)-4-oxo-3,4-dihydroquinazoline-2-yl)pyrrolidine-1-carboxylate prepared in step 1 according to the same manner as described in step 3 of Preparative Example 1 (11.11 mmol, yield: 76%).

^1H NMR (300 MHz, CDCl_3) δ 7.62 (s, 1H), 7.61 (s, 1H), 7.44–7.58 (m, 2H), 7.20–7.25 (m, 1H), 7.02–7.12 (m, 2H), 3.78–3.81 (m, 1H), 3.24–3.28 (m, 1H), 3.00 (s, 1H), 2.77–2.80 (m, 1H), 1.72–1.82 (m, 4H).

5

Preparative Example 9: Preparation of (S)-2-(1-aminopropyl)-5-fluoro-3-phenylquinazoline-4(3H)-one



Step 1: Preparation of tert-butyl (S)-(1-(5-fluoro-4-oxo-3-phenyl-3,4-dihydroquinazoline-2-yl)propyl)carbamate

4.42 g of tert-butyl (S)-2-(5-chloro-3-(3-fluorophenyl)-4-oxo-3,4-dihydroquinazoline-2-yl)pyrrolidine-1-carboxylate was prepared as a white solid by using 2.97g (14.61 mmol) of (S)-2-((tert-butoxycarbonyl)amino)butanoic acid according to the same manner as described in step 2 of Preparative Example 1 (11.11 mmol, yield: 76%).

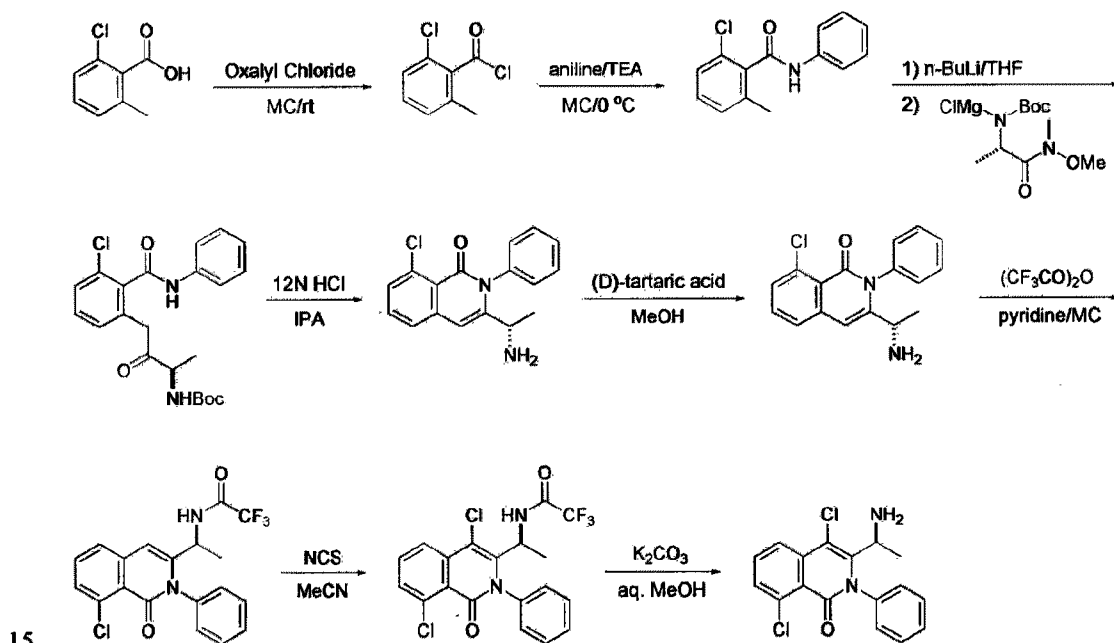
^1H NMR (300 MHz, $\text{DMSO}-d_6$) δ 7.39–7.43 (m, 1H), 7.07–7.19 (m, 3H), 6.99–7.02 (m, 2H), 6.72–6.88 (m, 2H), 3.51–3.56 (m, 1H), 2.92 (s, 1H), 1.26–1.31 (m, 1H), 1.10–1.17 (m, 1H), 0.92 (s, 9H), 0.21 (t, $J = 6.7$ Hz, 3H).

Step 2: Preparation of (S)-2-(1-aminopropyl)-5-fluoro-3-phenylquinazoline-4(3H)-one

32.43 g of (S)-2-(1-aminopropyl)-5-fluoro-3-phenylquinazoline-4(3H)-one was prepared as a white solid by using 4.16 g (10.47 mmol) of tert-butyl (S)-2-(5-chloro-3-(3-fluorophenyl)-4-oxo-3,4-dihydroquinazoline-2-yl)pyrrolidine-1-carboxylate prepared in step 1 according to the same manner as described in step 3 of Preparative Example 1 (8.17 mmol, yield: 78%).

^1H NMR (300 MHz, CDCl_3) δ 7.66-7.73 (m, 1H), 7.50-7.56 (m, 4H), 7.27-7.28 (m, 3H), 7.11 (t, J = 5.1 Hz, 1H), 3.40-3.44 (m, 1H), 1.75-1.84 (m, 1H), 1.46-1.55 (m, 1H), 0.79 (t, J = 7.4 Hz, 3H).

Preparative Example 10: Preparation of (S)-3-(1-aminoethyl)-4,8-dichloro-2-phenylisoquinoline-1(2H)-one



Step 1: Preparation of 2-chloro-6-methylbenzoyl chloride

10.073 g (59.04 mmol) of 2-chloro-6-methylbenzoic acid was mixed with anhydrous dichloromethane (150 mL), to which 10.3 ml (118.09 mmol, 2 equivalents) of oxalylchloride was added. Dimethylformamide was dropped thereto 1-2 drops, 5 and the mixture was stirred at room temperature for 4 hours. The mixture was concentrated under reduced pressure. As a result, 11.479 g of the target compound brown liquid target compound 2-chloro-6-methylbenzoyl chloride was obtained as a brown liquid (59.04 mmol, yield: 10 100%).

Step 2: Preparation of 2-chloro-6-methyl-N-phenylbenzamide

5.8 mL (63.76 mmol, 1.05 equivalent) of aniline and 15 14.8 mL (106.26 mmol, 1.75 equivalent) of triethylamine were dissolved in anhydrous dichloromethane (150 mL), to which 11.48 g (60.7 mmol, 1.0 equivalent) of 2-chloro-6-methylbenzoyl chloride prepared in step 1 that had been dissolved in anhydrous dichloromethane (20 mL) was slowly 20 dropped at 0°C for 10 minutes, followed by stirring for 5 hours. Then, the mixture was washed with 1N HCl, water, and saturated sodiumbicarbonate solution stepwise. The organic layer was separated, dried (Na₂SO₄), filtered, and distilled under reduced pressure. The obtained solid was 25 recrystallized with hexane/ethyl acetate to give 13.0 g of the target compound 2-chloro-6-methyl-N-phenylbenzamide as a white solid (52.9 mmol, yield: 87%).

^1H NMR (300 MHz, DMSO- d_6) δ 10.56(s, 1H), 7.69-7.72(d, J = 7.7 Hz, 2H), 7.27-7.37(m, 5H), 7.10(t, J = 7.3 Hz, 1H), 2.31(s, 3H).

5 Step 3: Preparation of tert-butyl (S)-(4-(3-chloro-2-(phenylcarbamoyl)phenyl)-3-oxobutane-2-yl)carbamate

6 g (24.42 mmol) of 2-chloro-6-methyl-N-phenylbenzamide prepared in step 2 was dissolved in anhydrous THF (50 mL), to which 24.42 ml (61.05 mmol, 2.5
10 equivalent) of n-BuLi was slowly added at -30°C . The mixture was stirred for 1 hour. 8.5 g (36.63 mmol, 1.5 equivalent) of tert-butyl (S)-(1-(methoxy(methyl)amino)-1-oxopropane-2-yl)carbamate was dissolved in anhydrous THF (50 mL), to which 56.35 ml (73.26 mmol, 3.0 equivalent) of
15 isopropyl magnesiumchloride was slowly added at -30°C . The reaction mixture was stirred for 1 hour, which was slowly added to the above mixture by using a cannula, followed by stirring at -15°C for 2 hours. The temperature was maintained at $-15^\circ\text{C} \sim -10^\circ\text{C}$, while the reaction mixture was
20 added with water and 1N HCl stepwise. PH of the reaction mixture was regulated to be 5 and the mixture was heated at room temperature. The organic layer was extracted by using ethyl acetate, which was washed with saturated brine, separated, dried (Na_2SO_4), filtered, and concentrated under
25 reduced pressure. The residue was separated by column chromatography (SiO_2 , eluent: $\text{CH}_2\text{Cl}_2/\text{MeOH}$, 30/1 \rightarrow $\text{CH}_2\text{Cl}_2/\text{MeOH}$, 10/1) to give 8.8 g of the target compound

tert-butyl (S)-(4-(3-chloro-2-(phenylcarbamoyl)phenyl)-3-oxobutane-2-yl)carbamate as a white solid (21.11 mmol, yield: 86%).

¹H NMR (300 MHz, CDCl₃) δ 7.90 (s, 1H), 7.59 (d, J = 7.6 Hz, 2H), 7.29-7.35 (m, 4H), 7.13-7.18 (m, 2H), 5.01 (s, 1H), 4.33-4.37 (m, 1H), 3.91-4.06 (m, 2H), 1.40 (s, 9H), 1.24 (d, J = 7.3 Hz, 3H).

Step 4: Preparation of (S)-3-(1-aminoethyl)-8-chloro-2-phenylisoquinoline-1(2H)-one

8.8 g (21.11 mmol) of tert-butyl (S)-(4-(3-chloro-2-(phenylcarbamoyl)phenyl)-3-oxobutane-2-yl)carbamate prepared in step 3 was dissolved in IPA/12 N HCl (5/3, 160 mL), followed by stirring at 65°C for 2 hours. The mixture was concentrated under reduced pressure, to which saturated sodiumbicarbonate aqueous solution was added. The organic layer was extracted by using dichloromethane, which was separated, dried (Na₂SO₄), filtered, and concentrated under reduced pressure. The residue was separated by column chromatography (SiO₂, eluent: CH₂Cl₂/MeOH, 10/1 -> CH₂Cl₂/MeOH, 5/1) to give 4.871 g of the target compound (S)-3-(1-aminoethyl)-8-chloro-2-phenylisoquinoline-1(2H)-one as a white solid (16.30 mmol, yield: 77%).

Step 5: Preparation of (S)-3-(1-aminoethyl)-8-chloro-2-phenylisoquinoline-1(2H)-one

4.871 g (16.30 mmol) of (S)-3-(1-aminoethyl)-8-chloro-2-phenylisoquinoline-1(2H)-one prepared in step 4 was dissolved in methanol (100 mL), to which 2.45 g (16.30 mmol, 1.0 equivalent) of (D)-tartaric acid was added. The mixture was stirred at room temperature for 30 minutes, followed by reflux for 90 minutes. The reaction mixture was stirred at room temperature for 12 hours and then the generated white solid was filtered. Water was added to the white solid and pH was adjusted to be 8 with saturated sodiumbicarbonate aqueous solution, followed by stirring at room temperature for 30 minutes. The white solid was filtered and dried. As a result, 3.74 g of the target compound (S)-3-(1-aminoethyl)-8-chloro-2-phenylisoquinoline-1(2H)-one was obtained as a white solid (12.50 mmol, yield: 77%).

^1H NMR (300 MHz, CDCl_3) δ 7.41-7.56(m, 7H), 7.28(s, 1H), 6.71(s, 1H), 3.68-3.74(q, $J = 6.5$ Hz, 1H), 1.31(s, 2H), 1.25(d, $J = 6.5$ Hz, 3H).

Step 6: Preparation of (S)-N-(1-(8-chloro-1-oxo-2-phenyl-1,2-dihydroisoquinoline-3-yl)ethyl)-2,2,2-trifluoroacetamide

2.99 g (10.00 mmol) of (S)-3-(1-aminoethyl)-8-chloro-2-phenylisoquinoline-1(2H)-one prepared in step 5 and anhydrous pyridine (3 equivalent) were added to anhydrous CH_2Cl_2 (15 mL), to which trifluoroacetic anhydride $[(\text{CF}_3\text{CO})_2\text{O}]$, 1.2 equivalent] was added at 0°C . 30 minutes

later, the reaction mixture was warmed up to room temperature, followed by stirring for 2 hours. The organic layer was extracted by using water and ethyl acetate, which was washed with saturated brine, separated, dried (Na_2SO_4),
5 filtered, and concentrated under reduced pressure. The residue was separated by column chromatography (SiO_2 , eluent: hexane/ethyl acetate, 10/1 \rightarrow hexane/ethyl acetate, 2/1) to give 3.83 g of the target compound (S)-N-(1-(8-chloro-1-oxo-2-phenyl-1,2-dihydroisoquinoline-3-yl)ethyl)-
10 2,2,2-trifluoroacetamide as a white solid (9.70 mmol, yield: 97%).

^1H NMR (300 MHz, CDCl_3) δ 7.20-7.60 (m, 8H), 6.52 (s, 1H), 6.38 (br d, 1H), 4.64-4.74 (m, 1H), 1.43 (d, $J = 6.9\text{Hz}$, 3H).

15

Step 7: Preparation of (S)-N-(1-(4,8-dichloro-1-oxo-2-phenyl-1,2-dihydroisoquinoline-3-yl)ethyl)-2,2,2-trifluoroacetamide

3.55 g (9.00 mmol) of (S)-N-(1-(8-chloro-1-oxo-2-phenyl-1,2-dihydroisoquinoline-3-yl)ethyl)-2,2,2-trifluoroacetamide prepared in step 6, N-chlorosuccinimide (NCS, 1.2 equivalent), and anhydrous acetonitrile (25 mL) were mixed together. The reaction mixture was refluxed for 4 hours and then cooled down the temperature to room
20 temperature. Saturated sodiumthiosulfate ($\text{Na}_2\text{S}_2\text{O}_3$) solution (2 mL) and water were added thereto, followed by extraction using ethyl acetate. The organic layer was

separated and washed with saturated brine. The organic layer was separated, dried (Na_2SO_4), filtered, and concentrated under reduced pressure. The residue was separated by column chromatography (SiO_2 , eluent: 5 hexane/ethyl acetate, 10/1 \rightarrow hexane/ethyl acetate, 3/1) to give 3.79 g of the target compound (S)-N-(1-(4,8-dichloro-1-oxo-2-phenyl-1,2-dihydroisoquinoline-3-yl)ethyl)-2,2,2-trifluoroacetamide as a white solid (8.82 mmol, yield: 98%).

10 ^1H NMR (300 MHz, CDCl_3) δ 7.98 (m, 1H), 7.51-7.69 (m, 6H), 7.15-7.20 (m, 1H), 7.03 (br s, 1H), 4.85-5.00 (m, 1H), 1.58 (d, $J = 7.2\text{Hz}$, 3H).

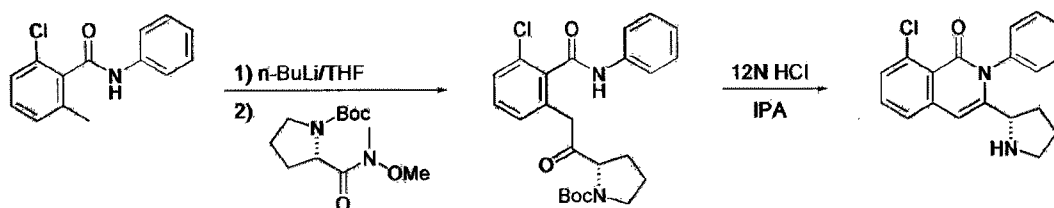
Step 8: Preparation of (S)-3-(1-aminoethyl)-4,8-
15 dichloro-2-phenylisoquinoline-1(2H)-one

3.78 g (8.8 mmol) of (S)-N-(1-(4,8-dichloro-1-oxo-2-phenyl-1,2-dihydroisoquinoline-3-yl)ethyl)-2,2,2-trifluoroacetamide prepared in step 7, K_2CO_3 (5 equivalent), and MeOH/ H_2O (10/1, 20 mL) were mixed and the reaction 20 mixture was refluxed for 12 hours. The mixture was cooled down to room temperature. The solvent was eliminated under reduced pressure. Water and ethyl acetate were added thereto, followed by extraction. The organic layer was separated and washed with saturated brine. The organic 25 layer was separated, dried (Na_2SO_4), filtered, and concentrated under reduced pressure. The residue was separated by column chromatography (SiO_2 , eluent:

CH₂Cl₂/MeOH, 20/1 -> hexane CH₂Cl₂/MeOH, 10/1) to give 2.90 g of the target compound (S)-3-(1-aminoethyl)-4,8-dichloro-2-phenylisoquinoline-1(2H)-one as a white solid (8.7 mmol, yield: 99%).

¹H NMR (300 MHz, CDCl₃) δ 7.98-8.03 (m, 1H), 7.45-7.65 (m, 5H), 7.17-7.30 (m, 2H), 3.87-4.00 (m, 1H), 1.80 (br s, 2H), 1.46 (d, J = 7.1 Hz, 3H).

Preparative Example 11: Preparation of (S)-8-chloro-2-phenyl-3-(pyrrolidine-2-yl)isoquinoline-1(2H)-one



Step 1: Preparation of tert-butyl (S)-2-(2-(3-chloro-2-(phenylcarbamoyl)phenyl)acetyl)pyrrolidine-1-carboxylate

6 g (24.42 mmol) of 2-chloro-6-methyl-N-phenylbenzamide prepared in step 2 of Preparative Example 13 was dissolved in anhydrous THF (50 mL). 24.42 mL (61.05 mmol, 2.5 equivalent) of n-BuLi was slowly added thereto at -30°C, followed by stirring for 1 hour. 9.46 g (36.63 mmol, 1.5 equivalent) of tert-butyl (S)-2-(methoxy(methyl)carbamoyl)pyrrolidine-1-carboxylate was dissolved in anhydrous THF (50 mL), which was slowly added to the reaction mixture above. Then, 5.05 g of the target compound tert-butyl (S)-2-(2-(3-chloro-2-(phenylcarbamoyl)phenyl)acetyl)pyrrolidine-1-carboxylate

was obtained as a white solid by the same manner as described in step 3 of Preparative Example 10 (11.41 mmol, yield: 88%).

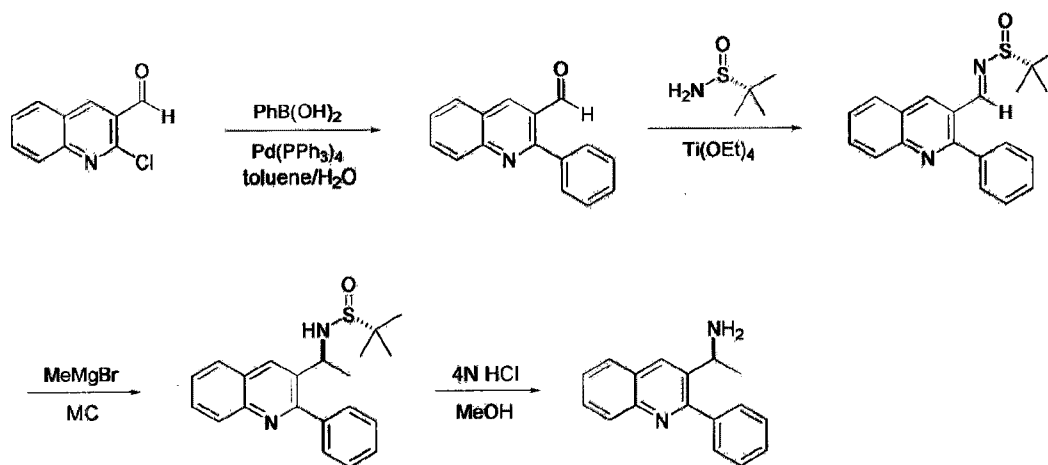
¹H NMR (300 MHz, CDCl₃) δ 8.03(s, 1H), 7.60(d, J = 6.9 Hz, 2H), 7.32-7.38(m, 3H), 7.16(d, J = 8.6 Hz, 2H), 7.05(d, J = 4.1 Hz, 1H), 4.28-4.39(m, 1H), 3.98(s, 1H), 3.41-3.52(m, 2H), 1.69-1.78(m, 4H), 1.38(d, J = 12.1 Hz, 9H).

Step 2: Preparation of (S)-8-chloro-2-phenyl-3-(pyrrolidine-2-yl)isoquinoline-1(2H)-one

2.3 g of (S)-8-chloro-2-phenyl-3-(pyrrolidine-2-yl)isoquinoline-1(2H)-one was prepared as a white solid by using 3.34g (7.53 mmol) of tert-butyl (S)-2-(2-(3-chloro-2-(phenylcarbamoyl)phenyl)acetyl)pyrrolidine-1-carboxylate prepared in step 1 according to the same manner as described in step 4 of Preparative Example 10 (7.08 mmol, yield: 94%).

¹H NMR (300 MHz, CDCl₃) δ 7.40-7.54(m, 6H), 7.27-7.30(m, 1H), 7.21-7.23(m, 1H), 6.87(s, 1H), 3.78(t, J = 7.0 Hz, 1H), 3.05-3.12(m, 1H), 2.82-2.90(m, 1H), 1.75-1.84(m, 1H), 1.75(s, 1H), 1.54-1.66(m, 3H).

Preparative Example 12: Preparation of (S)-1-(2-phenylquinoline-3-yl)ethaneamine



Step 1: Preparation of 2-phenylquinoline-3-carbaldehyde

10 g (52.19 mmol, 1.0 equivalent) of 2-chloro-3-quinolinecarbaldehyde was dissolved in toluene/water (4/1, 150 mL), to which 7 g (57.41 mmol, 1.1 equivalent) of phenylboronic acid, 12.17 g (114.82 mmol, 2.2 equivalent) of Na_2CO_3 , 1.5 g (1.30 mmol, 2.5 mol%) of $\text{Pd(PPh}_3)_4$, and 7 ~ 8 drops of Aliquat 336 were slowly added stepwise. The mixture was refluxed for 12 hours under argon atmosphere. The mixture was then cooled down to room temperature. Water was added thereto, followed by extraction using ethyl acetate. The organic layer was separated, dried (N_2SO_4), filtered, and concentrated under reduced pressure. The residue was separated by column chromatography (SiO_2 , eluent: hexane/dichloromethane, 10/1 -> hexane/dichloromethane, 3/1) to give 12.156 g of the target compound 2-phenylquinoline-3-carbaldehyde as a white solid (52.11 mmol, yield: 94%).

^1H NMR (300 MHz, CDCl_3) δ 10.19 (s, 1H), 8.86 (s, 1H), 8.22 (d, J = 8.4 Hz, 1H), 8.03 (d, J = 7.9 Hz, 1H), 7.88 (t, J = 7.7 Hz, 1H), 7.64-7.71 (m, 3H), 7.55-7.61 (m, 3H).

5 Step 2: Preparation of (S,E)-2-methyl-N-((2-phenylquinoline-3-yl)methylene)propane-2-sulfinamide

3 g (12.89 mmol, 1.1 equivalent) of 2-phenylquinoline-3-carbaldehyde prepared in step 1 was dissolved in THF (100 mL), to which 5 ml (23.43 mmol, 2 equivalent) of $\text{Ti}(\text{OEt})_4$ and
10 1.42 g (11.72 mmol, 1.0 equivalent) of (R)-(+)-2-methyl-2-propanesulfinamide were added, followed by reflux for 12 hours. The reaction mixture was cooled down to room temperature, to which saturated sodiumbicarbonate aqueous solution was added, followed by stirring for 1 hour. The
15 mixture was filtered with celite[™] pad, followed by extraction using ethyl acetate. The organic layer was washed with saturated brine, dried (Na_2SO_4), filtered, and concentrated under reduced pressure. The residue was separated by column chromatography (SiO_2 , eluent: hexane/ethyl acetate, 5/1 ->
20 hexane/ethyl acetate, 1/1) to give 3.96 g of the target compound (S,E)-2-methyl-N-((2-phenylquinoline-3-yl)methylene)propane-2-sulfinamide as a yellow solid (11.77 mmol, yield: 91%).

^1H NMR (300 MHz, CDCl_3) δ 8.90 (s, 1H), 8.80 (s, 1H),
25 8.19 (d, J = 8.2 Hz, 1H), 7.97 (d, J = 7.8 Hz, 1H), 7.81 (s, 1H), 7.50-7.61 (m, 6H), 1.31 (s, 9H).

Step 3: Preparation of (R)-2-methyl-N-((S)-1-(2-phenylquinoline-3-yl)ethyl)propane-2-sulfinamide

3.96 g (11.76mmol, 1.0 equivalent) of (S,E)-2-methyl-N-((2-phenylquinoline-3-yl)methylene)propane-2-sulfinamide
 5 prepared in step 2 was dissolved in anhydrous dichloromethane (70 mL), to which 11.76 ml (23.53 mmol, 3 equivalent) of 2 M MeMgBr was slowly added at -78°C, followed by stirring for 3 hours. The mixture was further stirred at room temperature for 12 hours, to which
 10 saturated NH₄Cl aqueous solution was added. The organic layer was separated, dried (Na₂SO₄), filtered, and concentrated under reduced pressure. The residue was separated by column chromatography (SiO₂, eluent: hexane/ethyl acetate, 3/1 -> hexane/ethyl acetate, 1/2) to
 15 give 2.52 g of the target compound (R)-2-methyl-N-((S)-1-(2-phenylquinoline-3-yl)ethyl)propane-2-sulfinamide as a white solid (7.15 mmol, yield: 61%).

¹H NMR (300 MHz, CDCl₃) δ 8.32(s, 1H), 8.16(d, J = 8.5 Hz, 1H), 7.84(d, J = 8.2 Hz, 1H), 7.71(t, J = 7.6 Hz, 1H),
 20 7.41-7.58(m, 6H), 4.90-4.98(m, 1H), 3.42(d, J = 3.1 Hz, 1H), 1.47(d, J = 6.6 Hz, 3H), 1.20(s, 9H).

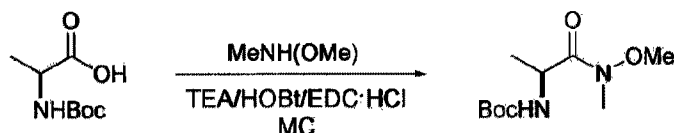
Step 4: Preparation of (S)-1-(2-phenylquinoline-3-yl)ethane-1-amine

25 2.42 g (7.15mmol, 1.0 equivalent) of (R)-2-methyl-N-((S)-1-(2-phenylquinoline-3-yl)ethyl)propane-2-sulfinamide prepared in step 3 was dissolved in methanol (50 mL), to

which 4 M HCl dioxan solution (15 mL) was added at room temperature. The mixture was stirred at room temperature for 2 hours. Saturated sodiumbicarbonate aqueous solution was added thereto, followed by extraction using ethyl
 5 acetate. The organic layer was separated, dried (Na_2SO_4), filtered, and concentrated under reduced pressure. The residue was separated by column chromatography (SiO_2 , eluent: dichloromethane/methanol, 20/1 -
 >dichloromethane/methanol, 5/1) to give 1.65 g of the
 10 target compound (S)-1-(2-phenylquinoline-3-yl)ethane-1-amine as a pale yellow solid (6.64 mmol, yield: 93%).

^1H NMR (300 MHz, CDCl_3) δ 8.43(s, 1H), 8.13(d, J = 8.4 Hz, 1H), 7.86(d, J = 8.1 Hz, 1H), 7.68(t, J = 7.6 Hz, 1H), 7.44-7.55(m, 6H), 4.42-4.48(q, J = 6.5 Hz, 1H), 1.58(s,
 15 2H), 1.34(d, J = 6.5 Hz, 3H).

Preparative Example 13: Preparation of tert-butyl (S)-
 (1-(methoxy(methyl)amino)-1-oxopropane-2-yl)carbamate



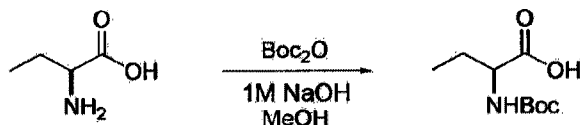
20 10 g (52.85 mmol, 1.0 equivalent) of (S)-2-((tert-butoxycarbonyl)amino)propanoic acid was dissolved in anhydrous dichloromethane (250 ml), to which 29.5 ml (211.40 mmol, 4.0 equivalent) of triethylamine and 7.14 g (52.85 mmol, 1.0 equivalent) of hydroxybenzotriazole (HOBt)
 25 were added at 0°C. 20.3 g (105.70 mmol, 2.0 equivalent) of

EDCI·HCl was added thereto, followed by stirring at room temperature for 30 minutes. 5.7 g (58.14 mmol, 1.1 equivalent) of N,O-dimethylhydroxylamine was added thereto, followed by stirring at room temperature for 12 hours.

5 Water was added to the reaction mixture, followed by extraction using ethyl acetate. The organic layer was separated, dried (Na₂SO₄), filtered, and concentrated under reduced pressure. The obtained solid was recrystallized with hexane/ethyl acetate to give 11.7 g of the target
10 compound tert-butyl (S)-(1-(methoxy(methyl)amino)-1-oxopropane-2-yl)carbamate as a white solid (50.37 mmol, yield: 95%).

¹H NMR (300 MHz, CDCl₃) δ 5.23 (s, 1H), 4.68-4.70 (m, 1H), 3.77 (s, 3H), 3.12 (s, 3H), 1.44 (s, 9H), 1.31 (d, J = 3.5 Hz,
15 3H).

Preparative Example 14: Preparation of 2-((tert-butoxycarbonyl)amino)butanoic acid

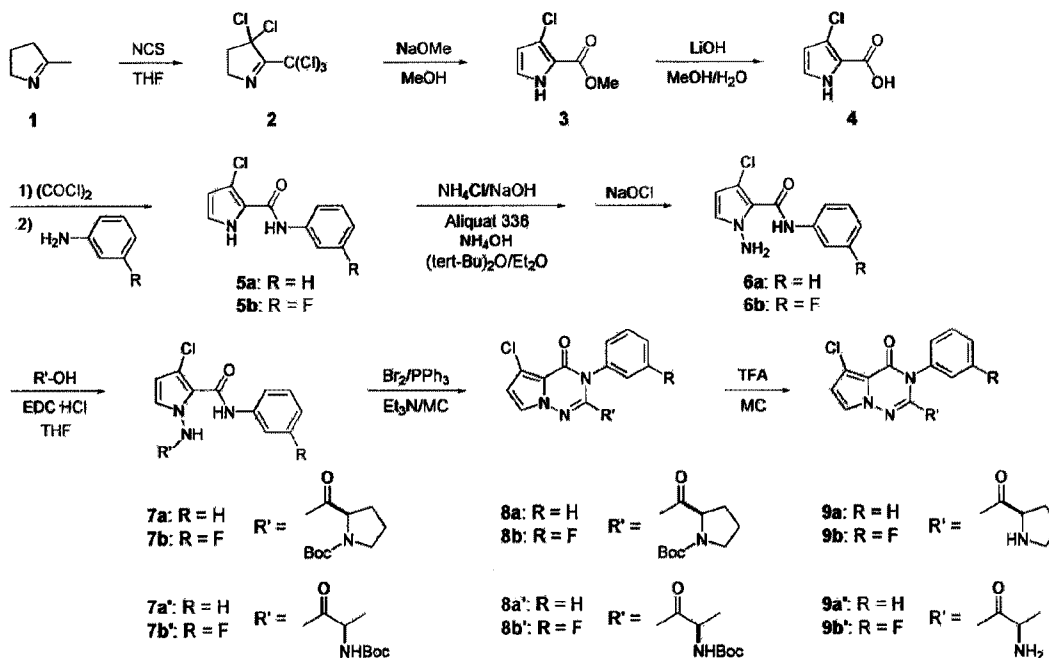


20 10 g (96.97 mmol, 1.0 eq) of 2-aminobutanoic acid was dissolved in 65 ml of methanol, to which 97 ml of 1 M sodiumhydroxide (NaOH) and 25.4 g (116.37 mmol, 1.2 equivalent) of di-tert-butyl dicarbonate (Boc₂O) were added at 0°C. The mixture was stirred at room temperature for 48
25 hours, followed by concentration under reduced pressure.

The reaction mixture was acidized with 1N HCl (pH 2-3), followed by extraction using ethyl acetate. The organic layer was separated, dried (Na_2SO_4), filtered, and concentrated under reduced pressure. The residue was separated by column chromatography (SiO_2 , eluent: hexane/ethyl acetate, 10/1 \rightarrow hexane/ethyl acetate, 3/1) to give 18.5 g of the target compound 2-((tert-butoxycarbonyl)amino)butanoic acid as a colorless oil (91.02 mmol, yield: 94%).

^1H NMR (300 MHz, CDCl_3) δ 6.24 (s, 1H), 5.00-5.03 (d, J = 7.6 Hz, 1H), 4.27-4.29 (m, 1H), 1.87-1.94 (m, 1H), 1.66-1.78 (m, 1H), 1.45 (s, 9H), 0.96-1.01 (t, J = 7.3 Hz, 3H).

Preparative Example 15: Preparation of pyrrolo[2,1-f][1,2,4]triazine-4(3H)-one derivative



Steps 1 and 2: Preparation of methyl 3-chloro-1H-pyrrole-2-carboxylate(3)

5-methyl-3,4-dihydro-2H-pyrrole(1) (4 g, 0.05 mol) was dissolved in THF (120 ml), to which N-chlorosuccinimide (51.4 g, 0.39 mol) was slowly added at 0°C. The mixture was stirred for 15 minutes, followed by reflux for 2.5 hours. THF was eliminated under reduced pressure. Extraction was performed with dichloromethane. The organic layer was washed with saturated brine, separated, dried (anhydrous MgSO₄), filtered, and concentrated under reduced pressure. The obtained compound 4,4-dichloro-5-(trichloromethyl)-3,4-dihydro-2H-pyrrole(2) was used for the next reaction without purification. 4,4-dichloro-5-(trichloromethyl)-3,4-dihydro-2H-pyrrole(2) (12 g, 0.05 mol) was dissolved in methanol (100 ml), to which sodium methoxide (NaOMe) (28 wt% methanol solution) (16 g, 0.29 mol) was slowly added at 0°C, followed by reaction at room temperature for 2 hours. Extraction was performed with ethyl acetate. The organic layer was washed with saturated brine, separated, dried (MgSO₄), filtered, and concentrated under reduced pressure. The residue was separated by column chromatography (SiO₂, eluent: hexane/ethyl acetate, 5/1) to give 6.5 g of the target compound methyl 3-chloro-1H-pyrrole-2-carboxylate(3) as a brown solid (0.04 mmol, yield: 77%).

¹H NMR (300 MHz, CDCl₃) δ 9.11 (br s, 1H, NH), 6.87 (t, J = 2.7 Hz, 1H), 6.26 (t, J = 2.7 Hz, 1H), 3.90 (s, 3H).

Step 3: Preparation of 3-chloro-1H-pyrrole-2-carboxylic acid(4)

Methyl 3-chloro-1H-pyrrole-2-carboxylate(3) (5 g, 0.03
5 mol) was dissolved in methanol/water (2/1) (30 ml), to
which LiOH·H₂O (5.3 g, 0.13 mol) was added, followed by
reflux at room temperature for 1.5 hours. 12 N HCl (13 ml)
was slowly added thereto at 0°C. The reaction mixture was
extracted by using ethyl acetate. The extract was washed
10 with saturated brine, separated, dried (anhydrous Na₂SO₄),
filtered, and concentrated under reduced pressure. The
obtained solid compound was washed with hexane to give the
target compound 3-chloro-1H-pyrrole-2-carboxylic acid(4).

¹H NMR (300 MHz, DMSO-d₆) δ 12.58 (br s, 1H), 11.92 (br
15 s, 1H), 6.94 (t, J = 2.7 Hz, 1H), 6.19 (t, J = 2.7 Hz, 1H).

Step 4-1: Preparation of 3-chloro-N-phenyl-1H-pyrrole-2-carboxamide(5a)

3-chloro-1H-pyrrole-2-carboxylic acid(4) (1 g, 6.87
20 mmol) was dissolved in anhydrous dichloromethane (25 ml),
to which oxalyl chloride (1.3 g, 10.31 mmol) and
dimethylformamide (2 drops) were slowly added at room
temperature. The reaction mixture was refluxed for 1 hour,
followed by concentration under reduced pressure. The
25 obtained solid compound was dissolved in anhydrous 1,4-
dioxane (8 ml), to which aniline (0.8 g, 8.25 mmol) and
N,N-diisopropylethylamine (DIPEA) (2.7 g, 20.61 mmol) were

slowly added at 0°C. The mixture was reacted at 60°C for 1 hour, followed by extraction with ethyl acetate. The extract was washed with saturated brine, separated, dried (anhydrous Na₂SO₄), filtered, and concentrated under reduced
 5 pressure. The obtained solid compound was washed with hexane to give the target compound 3-chloro-N-phenyl-1H-pyrrole-2-carboxamide(**5a**) as a dark brown solid.

¹H NMR (300 MHz, CDCl₃) δ 10.35 (br s, 1H), 8.60 (br s, 1H), 7.64 (d, J = 7.2 Hz, 2H), 7.37 (t, J = 7.8 Hz, 2H),
 10 7.15 (t, J = 7.2 Hz, 1H), 6.91 (s, 1H), 6.27 (s, 1H).

Step 4-2: Preparation of 3-chloro-N-(3-fluorophenyl)-1H-pyrrole-2-carboxamide(**5b**)

2.6 g of 3-chloro-N-(3-fluorophenyl)-1H-pyrrole-2-
 15 carboxamide(**5b**) was prepared as a pale brown solid by using 3-chloro-1H-pyrrole-2-carboxylic acid(**4**) (2 g, 13.75 mmol) and 3-fluoroaniline (1.9 g, 17.19 mmol) by the same method to prepare the compound **5a** (10.85 mmol, yield: 67%).

¹H NMR (300 MHz, CDCl₃) δ 9.81 (br s, 1H), 8.61 (br s, 1H), 7.61 (d, J = 11.1 Hz, 1H), 7.34-7.21 (m, 2H), 6.93 (t, J = 3.0 Hz, 1H), 6.81-6.87 (m, 1H), 6.29 (t, J = 3.0 Hz, 1H).
 20

Step 5-1: Preparation of 1-amino-3-chloro-N-phenyl-1H-pyrrole-2-carboxamide(**6a**)
 25

NH₄Cl (2.1 g, 39 mmol), NaOH (28 wt%) aqueous solution (5.2 g, 130 mmol), NH₄OH (ammoniumhydroxide) (28 wt%) (2.3

g, 65 mmol), and Aliquat 336 (0.3 g, 0.65 mmol) were mixed to prepare a mixed solution. 3-chloro-N-phenyl-1H-pyrrole-2-carboxamide(**5a**) (1.4 g, 6.50 mmol) was dissolved in t-butylmethyl ether/diethyl ether (1:1) (80 ml), which was
5 slowly added to the mixed solution at 0°C. NaOCl (sodiumhypochloride) aqueous solution (10 wt%) was slowly added thereto at the same temperature, followed by reaction at room temperature for 4 hours. Extraction was performed with ethyl acetate. The organic layer was washed with
10 saturated brine, separated, dried (MgSO₄), filtered, and concentrated under reduced pressure. The residue was separated by column chromatography (SiO₂, eluent: hexane/ethyl acetate, 5/1) to give 1.1 g of the target compound 1-amino-3-chloro-N-phenyl-1H-pyrrole-2-
15 carboxamide(**6a**) as a white solid (4.56 mmol, yield: 70%).

¹H NMR (300 MHz, CDCl₃) δ 8.53 (br s, 1H), 7.59 (d, J = 8.4 Hz, 2H), 7.37 (t, J = 7.8 Hz, 2H), 7.16 (t, J = 7.5 Hz, 1H), 6.91 (d, J = 2.7 Hz, 1H), 6.08 (d, J = 3.0 Hz, 1H), 5.91 (s, 2H).

20

Step 5-2: Preparation of 1-amino-3-chloro-N-(3-fluorophenyl)-1H-pyrrole-2-carboxamide (**6b**)

1.7 g of 1-amino-3-chloro-N-(3-fluorophenyl)-1H-pyrrole-2-carboxamide(**6b**) was prepared as a white solid by
25 using 3-chloro-N-(3-fluorophenyl)-1H-pyrrole-2-carboxamide(**5b**) (3.9 g, 0.02 mol) by the same method to prepare the compound **6a** (6.78 mmol, yield: 63%).

¹H NMR (300 MHz, DMSO-d₆) δ 11.03 (br s, 1H), 7.68 (d, J = 12 Hz, 1H), 7.36 (s, 2H), 6.98 (d, J = 2.7 Hz, 1H), 6.90-6.94 (m, 1H), 6.54 (s, 2H), 6.12 (d, J = 3.0 Hz, 1H).

5 Step 6-1-1: Preparation of tert-butyl (S)-2-((3-chloro-2-(phenylcarbamoyl)-1H-pyrrole-1-yl)carbamoyl)pyrrolidine-1-carboxylate(7a)

1-amino-3-chloro-N-phenyl-1H-pyrrole-2-carboxamide(6a) (150 mg, 0.64 mmol), N-(tert-butoxycarbonyl)-L-proline (192 mg, 0.89 mmol), and EDC·HCl (171 mg, 0.89 mmol) were dissolved in anhydrous THF (1 ml), followed by reaction at room temperature for 20 hours. The reaction mixture was extracted by using ethyl acetate. The organic layer was washed with saturated brine, separated, dried (MgSO₄), 15 filtered, and concentrated under reduced pressure. The residue was separated by column chromatography (SiO₂, eluent: hexane/ethyl acetate, 5/1) to give 193 mg of the target compound tert-butyl (S)-2-((3-chloro-2-(phenylcarbamoyl)-1H-pyrrole-1-yl)carbamoyl)pyrrolidine-1-carboxylate(7a) as a white solid (0.45 mmol, yield: 70%).

¹H NMR (300 MHz, CDCl₃) δ 10.61 (br s, 1H), 8.32 (brs, 1H), 7.57 (d, J = 7.8 Hz, 2H), 7.34 (t, J = 7.8 Hz, 2H), 7.01-7.15 (m, 2H), 6.20 (s, 1H), 4.30-4.56 (m, 1H), 3.30-3.70 (m, 2H), 2.14-2.44 (m, 2H), 1.82-2.08 (m, 2H), 1.49 25 (s, 9H).

Step 6-1-2: Preparation of tert-butyl (S)-2-((3-chloro-2-((3-fluorophenyl)carbamoyl)-1H-pyrrole-1-yl)carbamoyl)pyrrolidine-1-carboxylate(7b)

Tert-butyl (S)-2-((3-chloro-2-((3-fluorophenyl)carbamoyl)-1H-pyrrole-1-yl)carbamoyl)pyrrolidine-1-carboxylate(7b) was prepared by using 1-amino-3-chloro-N-(3-fluorophenyl)-1H-pyrrole-2-carboxamide(6b) (0.7 g, 2.76 mmol) by the same method to prepare the compound 7a.

¹H NMR (300 MHz, CDCl₃) δ 10.61 (br s, 1H), 8.38 (br s, 1H), 7.64 (br s, 1H), 7.23-7.31 (m, 2H), 7.13 (br s, 1H), 6.99 (br s, 1H), 6.79-6.85 (m, 1H), 6.21 (s, 1H), 4.50 (br s, 1H), 3.51 (br s, 1H), 3.42 (br s, 1H), 1.84-2.39 (m, 4H), 1.50 (s, 9H).

Step 6-2-1: Preparation of tert-butyl (S)-(1-((3-chloro-2-(phenylcarbamoyl)-1H-pyrrole-1-yl)amino)-1-oxopropane-2-yl)carbamate(7a')

3.5 g of tert-butyl (S)-(1-((3-chloro-2-(phenylcarbamoyl)-1H-pyrrole-1-yl)amino)-1-oxopropane-2-yl)carbamate(7a') was prepared as a white solid by using 1-amino-3-chloro-N-phenyl-1H-pyrrole-2-carboxamide(6a) (2.3 g, 9.76 mmol) and N-(tert-butoxycarbonyl)-L-aniline (2.6 g, 13.66 mmol) by the same method to prepare the compound 7a (8.56 mmol, yield: 88%).

¹H NMR (300 MHz, CDCl₃) δ 10.25 (s, 1H), 8.37 (s, 1H), 7.56 (d, J = 8.1 Hz, 2H), 7.34 (t, J = 7.8 Hz, 2H), 7.14

(t, $J = 7.5$ Hz, 1H), 7.03 (d, $J = 2.7$ Hz, 1H), 6.21 (d, $J = 2.7$ Hz, 1H), 5.06 (d, $J = 7.2$ Hz, 1H), 4.40 (br s, 1H), 1.47 (s, 9H), 1.44 (d, $J = 7.5$ Hz, 3H).

5 Step 6-2-2: Preparation of tert-butyl (S)-(1-((3-chloro-2-((3-fluorophenyl)carbamoyl)-1H-pyrrole-1-yl)amino)-1-oxopropane-2-yl)carbamate(7b')

Tert-butyl (S)-(1-((3-chloro-2-((3-fluorophenyl)carbamoyl)-1H-pyrrole-1-yl)amino)-1-

10 oxopropane-2-yl)carbamate (7b') was prepared as a white solid by using 1-amino-3-chloro-N-(3-fluorophenyl)-1H-pyrrole-2-carboxamide(6b) (3.1 g, 12.26 mmol) and N-(tert-butoxycarbonyl)-L-alanine (3.3 g, 17.16 mmol) by the same method to prepare the compound 7a (8.56 mmol, yield: 88%).

15 ^1H NMR (300 MHz, CDCl_3) δ 10.16 (s, 1H), 8.42 (s, 1H), 7.61 (d, $J = 11.1$ Hz, 1H), 7.24-7.31 (m, 2H), 7.14-7.11 (m, 1H), 7.02 (d, $J = 3.3$ Hz, 1H), 6.86-6.80 (m, 1H), 6.22 (d, $J = 3.3$ Hz, 1H), 5.00 (d, $J = 7.8$ Hz, 1H) 4.35-4.42 (m, 1H), 1.48 (s, 9H), 1.44 (d, $J = 7.2$ Hz, 3H).

20

Step 7-1-1: Preparation of tert-butyl (S)-2-(5-chloro-4-oxo-3-phenyl-3,4-dihydropyrrolo[2,1-f][1,2,4]triazine-2-yl)pyrrolidine-1-carboxylate(8a)

25 Triphenylphosphine (303 mg, 1.16 mmol) was dissolved in dichloromethane (1 ml), to which Br_2 (184 mg, 1.16 mmol) was slowly added at 0°C , followed by stirring at room temperature for 10 minutes. Tert-butyl (S)-2-((3-chloro-2-

(phenylcarbamoyl)-1H-pyrrole-1-yl)carbamoyl)pyrrolidine-1-carboxylate (**7a**) (250 mg, 0.58 mmol) was dissolved in dichloromethane (1 ml), which was slowly added to the mixture above at 0°C. Triethylamine (146 mg, 1.44 mmol) was also added thereto at the same temperature. The reaction mixture was stirred at 0°C for 10 minutes, followed by extraction using dichloromethane. The organic layer was washed with saturated brine, separated, dried (MgSO₄), filtered, and concentrated under reduced pressure. The residue was separated by column chromatography (SiO₂, eluent: hexane/ethyl acetate, 5/1) to give 82 mg of the target compound tert-butyl (S)-2-(5-chloro-4-oxo-3-phenyl-3,4-dihydropyrrolo[2,1-f][1,2,4]triazine-2-yl)pyrrolidine-1-carboxylate (**8a**) as a white solid (0.20 mmol, yield: 34%).

¹H NMR (300 MHz, CDCl₃) δ 7.29-7.36 (m, 2H), 7.05-7.13 (m, 3H), 6.36-6.40 (m, 1H), 4.46-4.51 (m, 0.5H), 4.36-4.40 (m, 0.5H), 3.09-3.41 (m, 2H), 2.12-2.25 (m, 1H), 1.86-2.00 (m, 1H), 1.71-1.79 (m, 2H), 1.45 (s, 5H), 1.35 (s, 4H).

Step 7-1-2: Preparation of tert-butyl (S)-2-(5-chloro-3-(3-fluorophenyl)-4-oxo-3,4-dihydropyrrolo[2,1-f][1,2,4]triazine-2-yl)pyrrolidine-1-carboxylate (**8b**)

45 mg of tert-butyl (S)-2-(5-chloro-3-(3-fluorophenyl)-4-oxo-3,4-dihydropyrrolo[2,1-f][1,2,4]triazine-2-yl)pyrrolidine-1-carboxylate (**8b**) was prepared as a white solid by using tert-butyl (S)-2-((3-chloro-2-((3-fluorophenyl)carbamoyl)-1H-pyrrole-1-

yl)carbamoyl)pyrrolidine-1-carboxylate(**7b**) (100 mg, 0.22 mmol) by the same method to prepare the compound **8a** (0.10 mmol, yield: 47%).

¹H NMR (300 MHz, CDCl₃) δ 7.43-7.57 (m, 1H), 7.18-7.37 (m, 2H), 6.99-7.13 (m, 1H), 6.48 (dd, 1H, J = 2.7 Hz, J = 12.9 Hz), 4.46-4.53 (m, 0.5H), 4.41 (br s, 0.5H), 3.32-3.70 (m, 2H), 1.80-2.11 (m, 4H), 1.45 (s, 4H), 1.38 (s, 5H).

Step 7-2-1: Preparation of tert-butyl (S)-(1-(5-chloro-4-oxo-3-phenyl-3,4-dihydropyrrolo[2,1-f][1,2,4]triazine-2-yl)ethyl)carbamate(**8a'**)

105 mg of tert-butyl (S)-(1-(5-chloro-4-oxo-3-phenyl-3,4-dihydropyrrolo[2,1-f][1,2,4]triazine-2-yl)ethyl)carbamate(**8a'**) was prepared as a white solid by using tert-butyl (S)-(1-((3-chloro-2-(phenylcarbamoyl)-1H-pyrrole-1-yl)amino)-1-oxopropane-2-yl)carbamate(**7a'**) (500 mg, 1.23 mmol) by the same method to prepare the compound **8a** (0.27 mmol, yield: 22%).

¹H NMR (300 MHz, CDCl₃) δ 7.48-7.60 (m, 3H), 7.39-7.41 (m, 1H), 7.28 (brs, 2H), 6.50 (d, J = 2.1 Hz, 1H), 5.09 (brs, 1H), 4.48 (br s, 1H), 1.42 (s, 9H), 1.26 (d, J = 6.3 Hz, 3H).

Step 7-2-2: Preparation of tert-butyl (S)-(1-(5-chloro-3-(3-fluorophenyl)-4-oxo-3,4-dihydropyrrolo[2,1-f][1,2,4]triazine-2-yl)ethyl)carbamate(**8b'**)

140 mg of tert-butyl (S)-(1-(5-chloro-3-(3-fluorophenyl)-4-oxo-3,4-dihydropyrrolo[2,1-f][1,2,4]triazine-2-yl)ethyl)carbamate(**8b'**) was prepared as a white solid by using tert-butyl (S)-(1-((3-chloro-2-((3-fluorophenyl)carbamoyl)-1H-pyrrole-1-yl)amino)-1-oxopropane-2-yl)carbamate(**7b'**) (500 mg, 1.18 mmol) by the same method to prepare the compound **8a** (0.34 mmol, yield: 29%).

¹H NMR (300 MHz, CDCl₃) δ 7.47-7.58 (m, 1H), 7.15-7.30 (m, 3H), 7.02-7.09 (m, 1H), 6.51 (d, J = 2.1 Hz, 1H), 4.99-5.10 (m, 1H), 4.48 (br s, 1H), 1.41 (s, 9H), 1.24-1.31 (m, 3H).

Step 8-1-1: Preparation of (S)-5-chloro-3-phenyl-2-(pyrrolidine-2-yl)pyrrolo[2,1-f][1,2,4]triazine-4(3H)-one(**9a**)

Tert-butyl (S)-2-(5-chloro-4-oxo-3-phenyl-3,4-dihydropyrrolo[2,1-f][1,2,4]triazine-2-yl)pyrrolidine-1-carboxylate(**8a**) (130mg, 0.31 mmol) was dissolved in trifluoroacetic acid (50 wt% dichloromethane) (2 ml) at 0°C, followed by stirring at room temperature for 30 minutes. The reaction mixture was neutralized with NaHCO₃ at 0°C, followed by extraction using dichloromethane. The organic layer was washed with saturated brine, separated, dried (MgSO₄), filtered, and concentrated under reduced pressure. As a result, 96 mg of the target compound (S)-5-chloro-3-phenyl-2-(pyrrolidine-2-yl)pyrrolo[2,1-

f][1,2,4]triazine-4(3H)-one(**9a**) was obtained as a white solid (0.30 mmol, yield: 97%).

¹H NMR (300 MHz, CDCl₃) δ 7.47-7.55 (m, 3H), 7.26-7.30 (m, 3H), 6.49 (d, J = 2.7 Hz, 1H), 3.81 (t, J = 5.7 Hz, 1H), 3.12-3.19 (m, 1H), 2.74-2.81 (m, 1H), 2.02 (br s, 1H), 1.77-1.82 (m, 2H), 1.61-1.73 (m, 2H).

Step 8-1-2: Preparation of (S)-5-chloro-3-(3-fluorophenyl)-2-(pyrrolidine-2-yl)pyrrolo[2,1-

f][1,2,4]triazine-4(3H)-one HCl salt(**9b**)

Conc. HCl (15 wt% methanol) (10 ml) was added to tert-butyl (S)-2-(5-chloro-3-(3-fluorophenyl)-4-oxo-3,4-dihydropyrrolo[2,1-f][1,2,4]triazine-2-yl)pyrrolidine-1-carboxylate(**8b**) (40 mg, 0.09 mmol) at 0°C, followed by stirring for 1 hour. The solvent was eliminated from the reaction mixture under reduced pressure. As a result, the target compound (S)-5-chloro-3-(3-fluorophenyl)-2-(pyrrolidine-2-yl)pyrrolo[2,1-f][1,2,4]triazine-4(3H)-one hydrochloride salt (**9b**) was obtained as a white solid.

¹H NMR (300 MHz, DMSO-d₆) δ 9.86 (brs, 1H), 9.08 (brs, 1H), 7.63-7.69 (m, 2H), 7.40-7.54 (m, 3H), 6.78 (s, 1H), 4.23 (br s, 1H), 3.17 (br s, 1H), 2.09-2.14 (m, 1H), 1.90-1.98 (m, 1H), 1.69-1.87 (m, 2H).

Step 8-2-1: Preparation of (S)-2-(1-aminoethyl)-5-chloro-3-phenylpyrrolo[2,1-f][1,2,4]triazine-4(3H)-one(**9a'**)

69 mg of (S)-2-(1-aminoethyl)-5-chloro-3-phenylpyrrolo[2,1-f][1,2,4]triazine-4(3H)-one (**9a'**) was prepared as a white solid by using tert-butyl (S)-(1-(5-chloro-4-oxo-3-phenyl-3,4-dihydropyrrolo[2,1-f][1,2,4]triazine-2-yl)ethyl)carbamate (**8a'**) (105 mg, 0.27 mmol) by the same method to prepare the compound **9a** (0.24 mmol, yield: 88%).

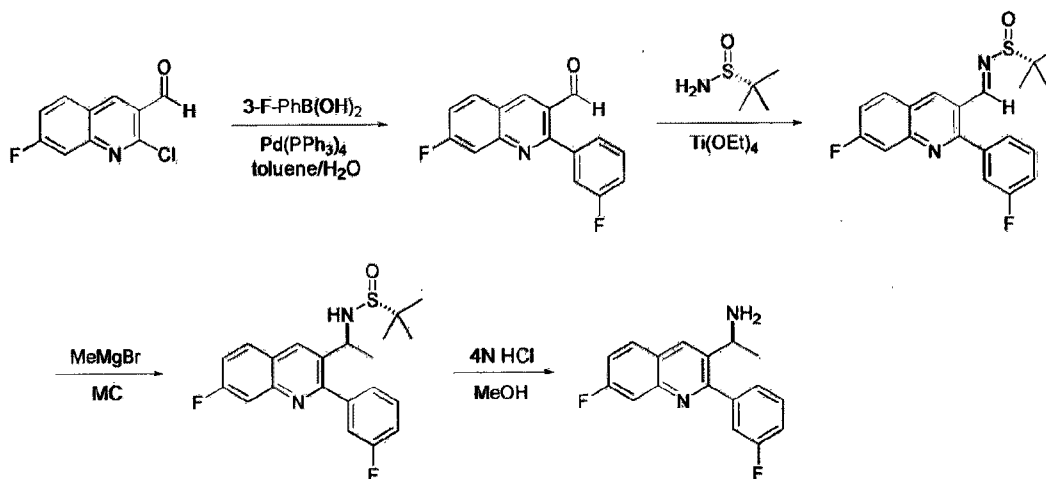
¹H NMR (300 MHz, CDCl₃) δ 7.48-7.57 (m, 3H), 7.26-7.30 (m, 3H), 6.50 (d, J = 2.4 Hz, 1H), 3.66 (q, J = 6.6 Hz, J = 10 13.2 Hz, 1H), 1.29 (d, J = 6.6 Hz, 3H).

Step 8-2-2: Preparation of (S)-2-(1-aminoethyl)-5-chloro-3-(3-fluorophenyl)pyrrolo[2,1-f][1,2,4]triazine-4(3H)-one (**9b'**)

15 103 mg of (S)-2-(1-aminoethyl)-5-chloro-3-(3-fluorophenyl)pyrrolo[2,1-f][1,2,4]triazine-4(3H)-one (**9b'**) was prepared as a white solid by using tert-butyl (S)-(1-(5-chloro-3-(3-fluorophenyl)-4-oxo-3,4-dihydropyrrolo[2,1-f][1,2,4]-triazine-2-yl)ethyl)carbamate (**8b'**) (140 mg, 0.34 mmol) by the same method to prepare the compound **9a** (0.33 mmol, yield: 97%).

¹H NMR (300 MHz, CDCl₃) δ 7.48-7.56 (m, 1H), 7.22-7.29 (m, 2H), 7.02-7.14 (m, 2H), 6.50 (d, J = 2.7 Hz, 1H), 3.76 (q, J = 6.3 Hz, J = 12.8 Hz, 1H), 2.22 (br s, 2H), 1.34 (d, 25 J = 6.6 Hz, 3H).

Preparative Example 16: Preparation of (S)-1-(7-fluoro-2-(3-fluorophenyl)quinoline-3-yl)ethane-1-amine



Step 1: Preparation of 7-fluoro-2-(3-fluorophenyl)quinoline-3-carbaldehyde

2.48 g of 7-fluoro-2-(3-fluorophenyl)quinoline-3-carbaldehyde was prepared as a pale yellow solid by using 2.10g (10.0 mmol) of 2-chloro-7-fluoroquinoline-3-carbaldehyde by the same manner as described in step 1 of Preparative Example 12 (9.2 mmol, yield: 92%).

MS[m/z; (M + 1)⁺]: 270.

Step 2: Preparation of (R,E)-N-((7-fluoro-2-(3-fluorophenyl)quinoline-3-yl)methylene)-2-methylpropane-2-sulfinamide

1.3 g of (R,E)-N-((7-fluoro-2-(3-fluorophenyl)quinoline-3-yl)methylene)-2-methylpropane-2-sulfinamide was prepared as a yellow solid by using 1.0 g (3.71 mmol, 1.0 equivalent) of 7-fluoro-2-(3-

fluorophenyl)quinoline-3-carbaldehyde prepared in step 1 by the same manner as described in step 2 of Preparative Example 12 (3.49 mmol, yield: 94%).

¹H NMR (300 MHz, CDCl₃) δ 1.31 (s, 9H), 7.18-7.54 (m, 5H),
 5 7.79-7.83 (m, 1H), 7.98-8.03 (m, 1H), 8.76 (s, 1H), 8.91 (s, 1H).

Step 3: Preparation of (R)-N-((S)-1-(7-fluoro-2-(3-fluorophenyl)quinoline-3-yl)ethyl)-2-methylpropane-2-

10 sulfinamide

1.30 g of (R)-N-((S)-1-(7-fluoro-2-(3-fluorophenyl)quinoline-3-yl)ethyl)-2-methylpropane-2-sulfinamide was prepared as a pale yellow solid by using 1.3 g (3.49 mmol) of (R,E)-N-((7-fluoro-2-(3-fluorophenyl)quinoline-3-yl)methylene)-2-methylpropane-2-sulfinamide prepared in step 2 by the same manner as described in step 3 of Preparative Example 12 (3.35 mmol, yield: 96%)

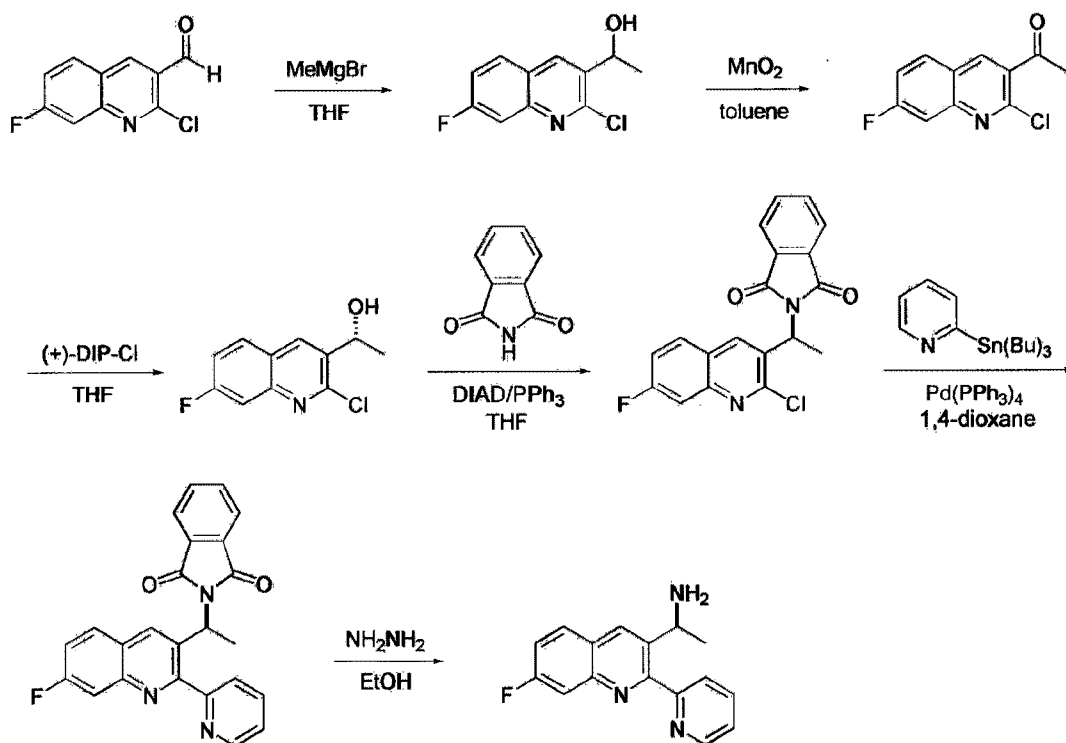
¹H NMR (500 MHz, CDCl₃) δ 1.23 (s, 9H), 1.51-1.53 (d, J =
 20 10.0, 3H), 3.38-3.39 (d, J = 5.0, 1H), 4.92-4.94 (m, 1H), 7.17-7.21 (m, 1H), 7.29-7.32 (m, 1H), 7.38-7.41 (m, 2H), 7.49-7.53 (m, 1H), 7.78-7.80 (m, 1H), 7.85-7.88 (m, 1H), 8.35 (s, 1H).

25 Step 4: Preparation of (S)-1-(7-fluoro-2-(3-fluorophenyl)quinoline-3-yl)ethane-1-amine

0.37 g of (S)-1-(7-fluoro-2-(3-fluorophenyl)quinoline-3-yl)ethane-1-amine was prepared as a pale yellow solid by using 0.52 g (1.34 mmol) of (R)-N-((S)-1-(7-fluoro-2-(3-fluorophenyl)quinoline-3-yl)ethyl)-2-methylpropane-2-sulfonamide prepared in step 3 by the same manner as described in step 4 of Preparative Example 12 (1.30 mmol, yield: 97%)

^1H NMR (300 MHz, CDCl_3) δ 1.35 (d, $J = 9.0$, 3H), 1.53 (br s, 2H), 4.43 (t, $J = 6.0$, 1H), 4.92-4.94 (m, 1H), 7.16 (t, $J = 9.0$, 1H), 7.309-7.36 (m, 3H), 7.42-7.49 (m, 1H), 7.73 (d, $J = 12.0$, 1H), 7.82-7.87 (m, 1H), 8.47 (s, 1H).

Preparative Example 17: Preparation of (S)-1-(7-fluoro-2-(pyridine-2-yl)quinoline-3-yl)ethane-1-amine



Step 1: Preparation of 1-(2-chloro-7-fluoroquinoline-3-yl)ethane-1-ol

2.5 g (11.927 mmol) of 2-chloro-7-fluoroquinoline-3-carbaldehyde was dissolved in anhydrous THF (30 mL), to which 4.77 mL (14.312 mmol) of 3 M MeMgBr (Et₂O) solution was added at -78°C, followed by stirring at -78°C ~ -10°C for 2 hours. The temperature was adjusted at -20°C. After adding saturated NH₄Cl aqueous solution, the reaction mixture was heated at room temperature, followed by extraction using ethyl acetate. The organic layer was separated, dried (Na₂SO₄), filtered, and concentrated under reduced pressure. The residue was separated by column chromatography (SiO₂, eluent: hexane/ethyl acetate, 3/1) to give 2.4 g of the target compound 1-(2-chloro-7-fluoroquinoline-3-yl)ethane-1-ol as a yellow solid (10.636 mmol, yield: 89%).

¹H NMR (300 MHz, CDCl₃) δ 8.38 (s, 1H), 7.79~7.87 (m, 1H), 7.63 (dd, J = 9.6, 2.2 Hz, 1H), 7.35 (td, J = 8.6, 2.4 Hz, 1H), 5.32~5.41 (m, 1H), 2.31 (d, J = 2.9 Hz, 1H), 1.61 (d, J = 7.1 Hz, 3H).

Step 2: Preparation of 1-(2-chloro-7-fluoroquinoline-3-yl)ethane-1-one

2.4 g (10.636 mmol) of 1-(2-chloro-7-fluoroquinoline-3-yl)ethane-1-ol prepared in step 1 was dissolved in 30 mL of anhydrous toluene, to which 9.2 g (106.36 mmol) of manganese dioxide (MnO₂) was added, followed by reflux for

10 hours. The reaction mixture was cooled down at room temperature, filtered with celite pad, concentrated under reduced pressure. The residue was separated by column chromatography (SiO₂, eluent: hexane/ethyl acetate, 3/1) to
5 give 1.8 g of the target compound 1-(2-chloro-7-fluoroquinoline-3-yl)ethane-1-one as a yellow solid (8.049 mmol, yield: 76%).

¹H NMR (300 MHz, CDCl₃) δ 8.42 (s, 1H), 7.88~7.95 (m, 1H), 7.68 (dd, J = 9.8, 2.2 Hz, 1H), 7.41 (td, J = 8.4, 2.4 Hz,
10 1H), 2.79 (s, 3H).

Step 3: Preparation of (R)-1-(2-chloro-7-fluoroquinoline-3-yl)ethane-1-ol

5 g (15.588 mmol) of B-chlorodiisopinocampheolborane
15 ((+)-DIP-Cl) was dissolved in anhydrous THF (10 ml), which was frozen at -47°C. 1.8 g (8.049 mmol) of 1-(2-chloro-7-fluoroquinoline-3-yl)ethane-1-one prepared in step 2 was dissolved in anhydrous THF (20 ml), which was added to the mixture above, followed by stirring at room temperature for
20 12 hours. The reaction mixture was cooled down at 0°C, to which 1 ml of acetone and 1 ml of 10 % Na₂CO₃ were added, followed by stirring at room temperature for 1 hour. Ethyl acetate and water were added to the reaction mixture. The separated organic layer was dried (Na₂SO₄), filtered, and
25 concentrated under reduced pressure. The residue was separated by column chromatography (SiO₂, eluent: hexane/ethyl acetate, 4/1) to give 1.4 g of the target

compound (R)-1-(2-chloro-7-fluoroquinoline-3-yl)ethane-1-ol as a white solid (6.204 mmol, yield: 77%).

¹H NMR(300 MHz, CDCl₃) δ 8.39(s, 1H), 7.81~7.88(m, 1H), 7.65(dd, J = 9.9, 2.6 Hz, 1H), 7.36(td, J = 8.9, 2.8 Hz, 1H), 5.31~5.41(m, 1H), 2.15(d, J = 3.8 Hz, 1H), 1.61(d, J = 6.4 Hz, 3H).

Step 4: Preparation of (S)-2-(1-(2-chloro-7-fluoroquinoline-3-yl)ethyl)isoindoline-1,3-dione

1.4 g (6.204 mmol) of (R)-1-(2-chloro-7-fluoroquinoline-3-yl)ethane-1-ol prepared in step 3 was dissolved in anhydrous THF (30 mL), to which 1.95 g (7.445 mmol) of triphenylphosphine (PPh₃) and 1.1 g (7.445 mmol) of phthalimide were added. The mixture was cooled down at 0°C, to which 1.47 mL (7.445 mmol) of diisopropyl azodicarboxylate (DIAD) was added, followed by stirring at room temperature for 15 hours. Water and ethyl acetate were added to the reaction mixture, followed by extraction. The separated organic layer was dried (Na₂SO₄), filtered, and concentrated under reduced pressure. The residue was separated by column chromatography (SiO₂, eluent: hexane/ethyl acetate, 4/1) to give 2 g of the target compound (S)-2-(1-(2-chloro-7-fluoroquinoline-3-yl)ethyl)isoindoline-1,3-dione as a white solid (5.637 mmol, yield: 91%).

¹H NMR(300 MHz, CDCl₃) δ 8.56(s, 1H), 7.87~7.94(m, 1H), 7.77~7.83(m, 2H), 7.68~7.74(m, 2H), 7.61(dd, J = 9.7, 2.2

Hz, 1H), 7.37(td, J = 8.4, 2.4 Hz, 1H), 5.95(q, J = 7.1, 6.9 Hz, 1H), 1.97(d, J = 7.1 Hz, 3H).

Step 5: Preparation of (S)-2-(1-(7-fluoro-2-(pyridine-2-yl)quinoline-3-yl)ethyl)isoindoline-1,3-dione

1 g (2.819 mmol) of (S)-2-(1-(2-chloro-7-fluoroquinoline-3-yl)ethyl)isoindoline-1,3-dione prepared in step 4 was dissolved in 1,4-dioxane (5 mL), to which 163 mg (0.141 mmol) of Pd(PPh₃)₄ and 1.25 g (3.383 mmol) of 2-(tributylstanyl)-pyridine were added, followed by reflux at 100°C for 3 days under argon atmosphere. Water and ethyl acetate were added to the reaction mixture, followed by extraction. The extracted organic layer was dried (Na₂SO₄), filtered, and concentrated under reduced pressure. The residue was separated by column chromatography (SiO₂, eluent: hexane/ethyl acetate, 4/1) to give 500 mg of the target compound (S)-2-(1-(7-fluoro-2-(pyridine-2-yl)quinoline-3-yl)ethyl)isoindoline-1,3-dione as a white solid (1.258 mmol, yield: 91%).

¹H NMR (300 MHz, CDCl₃) δ 8.69(s, 1H), 8.65(d, J = 5.0 Hz, 1H), 7.90~7.97(m, 1H), 7.60~7.76(m, 7H), 7.28~7.42(m, 2H), 6.31(q, J = 7.4, 7.1 Hz, 1H), 1.98(d, J = 7.5 Hz, 3H).

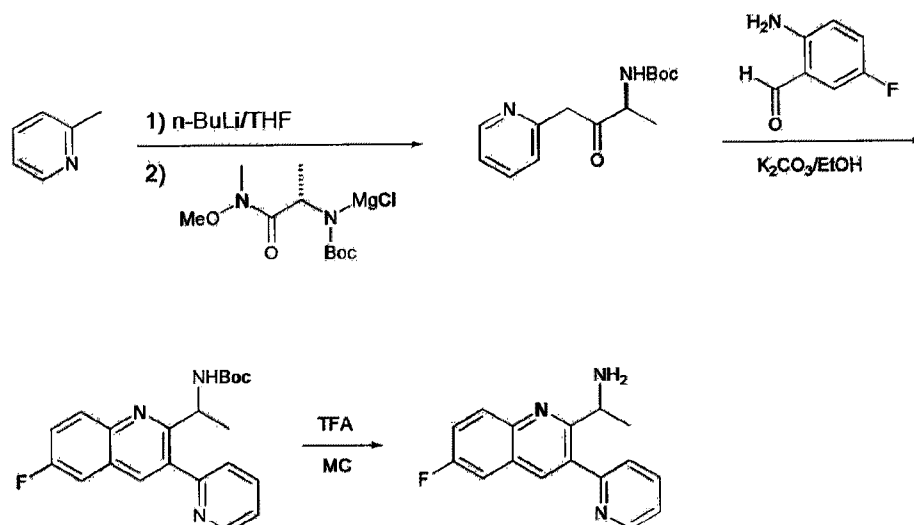
Step 6: Preparation of (S)-1-(7-fluoro-2-(pyridine-2-yl)quinoline-3-yl)ethane-1-amine

500 mg (1.258 mmol) of (S)-2-(1-(7-fluoro-2-(pyridine-2-yl)quinoline-3-yl)ethyl)isoindoline-1,3-dione prepared in

step 5 was dissolved in ethanol (20 mL), to which 612 μ L (12.58 mmol) of hydrazine hydrate was added, followed by reflux for 2 hours. The reaction mixture was cooled down at room temperature, and then filtered. The filtrate was added with ethyl acetate and water, followed by extraction. The extracted organic layer was dried (Na_2SO_4), filtered, and concentrated under reduced pressure. The residue was separated by column chromatography (SiO_2 , eluent: dichloromethane/methanol, 20/1 \rightarrow dichloromethane/methanol, 10/1) to give 312 mg of the target compound (S)-1-(7-fluoro-2-(pyridine-2-yl)quinoline-3-yl)ethane-1-amine as a yellow liquid (1.167 mmol, yield: 93%).

^1H NMR(300 MHz, CDCl_3) δ 8.70(d, J = 4.6 Hz, 1H), 8.43(s, 1H), 7.82~7.95(m, 3H), 7.75(dd, J = 9.7, 2.4 Hz, 1H), 7.31~7.41(m, 2H), 4.63(q, J = 6.7, 6.7 Hz, 1H), 2.01(br s, 2H), 1.43(d, J = 6.8 Hz, 3H).

Preparative Example 18: Preparation of 1-(6-fluoro-3-(pyridine-2-yl)quinoline-2-yl)ethane-1-amine



Step 1: Preparation of *tert*-butyl (S)-(3-oxo-4-(pyridine-2-yl)butane-2-yl)carbamate

5 g (21.526 mmol) of *tert*-butyl (S)-(1-methoxy(methyl)amino)-1-oxopropane-2-yl)carbamate was dissolved in anhydrous THF (40 mL), to which 16.6 mL (21.526 mmol) of isopropylmagnesium chloride lithium chloride solution was added at -40°C , followed by stirring at -30°C for 30 minutes. The reaction mixture was cooled down to -40°C . 2.6 g (27.984 mmol) of 2-picoline was dissolved in anhydrous THF (20 mL), to which 11 mL (27.984 mmol) of 2.5 M *n*-BuLi was added at -40°C , followed by stirring at -20°C for 1 hour. This solution was added to the reaction mixture above, followed by stirring at -20°C ~ -10°C for 3 hours. The reaction mixture was frozen at -78°C , to which saturated ammoniumchloride aqueous solution was added. Ethyl acetate and water were added thereto, followed by extraction. The extracted organic layer was dried (Na_2SO_4), filtered, and concentrated under reduced

pressure. The residue was separated by column chromatography (SiO₂, eluent: hexane/ethyl acetate, 4/1) to give 5 g of the target compound tert-butyl (S)-(3-oxo-4-(pyridine-2-yl)butane-2-yl)carbamate as a yellow liquid
 5 (18.916 mmol, yield: 99%).

¹H NMR(300 MHz, CDCl₃) δ 8.55(d, J = 4.0 Hz, 1H), 7.66(td, J = 7.8, 1.8 Hz, 1H), 7.16~7.24(m, 2H), 5.37(br s, 1H), 4.39~4.49(m, 1H), 3.95~4.11(m, 2H), 1.45(s, 9H), 1.37(d, J = 7.2 Hz, 3H).

10

Step 2: Preparation of tert-butyl(1-(6-fluoro-3-(pyridine-2-yl)quinoline-2-yl)ethyl)carbamate

254 mg (0.916 mmol) of tert-butyl (S)-(3-oxo-4-(pyridine-2-yl)butane-2-yl)carbamate prepared in step 1,
 15 134 mg (0.961mmol) of 2-amino-5-fluorobenzaldehyde, and 398 mg (2.883 mmol) of potassiumcarbonate (K₂CO₃) were dissolved in ethanol (3 mL), followed by stirring at 90°C for 2 hours. The reaction mixture was added with ethyl acetate and water, followed by extraction. The extracted
 20 organic layer was dried (Na₂SO₄), filtered, and concentrated under reduced pressure. The residue was separated by column chromatography (SiO₂, eluent: hexane/ethyl acetate, 5/1) to give 250 mg of the target compound tert-butyl(1-(6-fluoro-3-(pyridine-2-yl)quinoline-2-yl)ethyl)carbamate as a
 25 yellow solid (0.680 mmol, yield: 71%).

¹H NMR(300 MHz, CDCl₃) δ 8.76(d, J = 4.5 Hz, 1H), 8.08~8.15(m, 2H), 7.84(td, J = 7.9, 1.9 Hz, 1H),

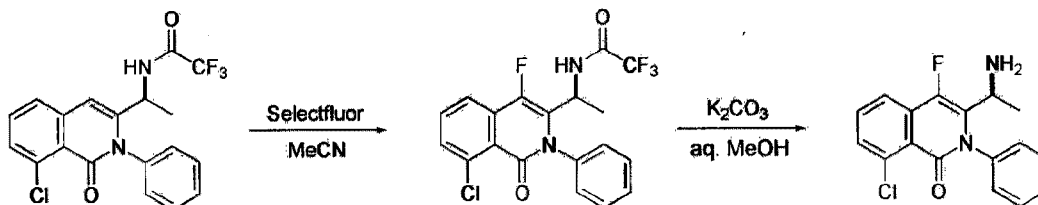
7.41~7.60(m, 3H), 7.35(t, J = 4.5 Hz, 1H), 6.34(d, J = 7.6 Hz, 1H), 5.37~5.48(m, 1H), 1.45(s, 9H), 1.33(d, J = 6.3 Hz, 3H).

5 Step 3: Preparation of 1-(6-fluoro-3-(pyridine-2-yl)quinoline-2-yl)ethane-1-amine

250 mg (0.680 mmol) of tert-butyl(1-(6-fluoro-3-(pyridine-2-yl)quinoline-2-yl)ethyl)carbamate prepared in step 2 was dissolved in dichloromethane (3 mL), to which 1
10 mL of TFA was added, followed by stirring at room temperature for 3 hours. The reaction mixture was filtered under reduced pressure and neutralized with NaHCO₃ aqueous solution. The reaction mixture was added with dichloromethane and water, followed by extraction. The
15 extracted organic layer was separated, dried (Na₂SO₄), filtered, and concentrated under reduced pressure. The residue was separated by column chromatography (SiO₂, eluent: hexane/ethyl acetate, 5/1) to give 120 mg of the target compound 1-(6-fluoro-3-(pyridine-2-yl)quinoline-2-yl)ethane-1-amine as a yellow oil (0.449 mmol, yield: 66%).
20

¹H NMR(500 MHz, CDCl₃) δ 8.75(d, J = 4.1 Hz, 1H), 8.01~8.15(m, 2H), 7.84(td, J = 7.8, 1.5 Hz, 1H), 7.40~7.50(m, 3H), 7.33~7.39(m, 1H), 4.49(br s, 1H), 2.11(br s, 2H), 1.39(d, J = 5.6 Hz, 3H).

Preparative Example 19: Preparation of (S)-3-(1-aminoethyl)-8-chloro-4-fluoro-2-phenylisoquinoline-1(2H)-one



5 Step 1: Preparation of (S)-N-(1-(8-chloro-4-fluoro-1-oxo-2-phenyl-1,2-dihydroisoquinoline-3-yl)ethyl)-2,2,2-trifluoroacetamide

1.97 g (5.0 mmol, 1 equivalent) of (S)-N-(1-(8-chloro-1-oxo-2-phenyl-1,2-dihydroisoquinoline-3-yl)ethyl)-2,2,2-trifluoroacetamide prepared in step 6 of Preparative
 10 Example 10, Selectfluor (1.5 equivalent), and anhydrous CH₃CN (30 mL) were mixed, which was refluxed for 12 hours. The reaction mixture was cooled down at room temperature. Water and ethyl acetate were added thereto, followed by
 15 extraction. The extracted organic layer was washed with saturated NaHCO₃ aqueous solution, separated, dried (Na₂SO₄), filtered, and concentrated under reduced pressure. The residue was separated by column chromatography (SiO₂,
 eluent: hexane/ethyl acetate, 10/1 -> hexane/ethyl acetate,
 20 3/1) to give 1.61 g of the target compound (S)-N-(1-(8-chloro-4-fluoro-1-oxo-2-phenyl-1,2-dihydroisoquinoline-3-yl)ethyl)-2,2,2-trifluoroacetamide as a white solid (3.9 mmol, yield: 78%).

¹H NMR (500 MHz, CDCl₃) δ 10.99 (br d, J = 5.4 Hz, 1H), 7.77-7.85 (m, 2H), 7.64-7.71 (m, 1H), 7.50-7.61 (m, 3H), 7.42-7.46 (m, 2H), 4.17-4.24 (m, 1H), 1.47 (d, J = 7.1 Hz, 3H).

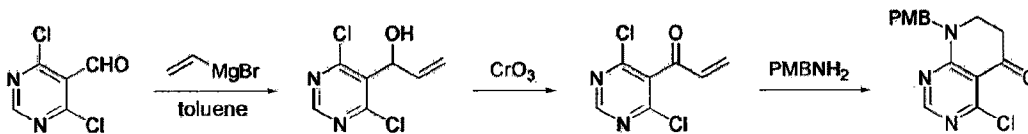
5

Step 2: Preparation of (S)-3-(1-aminoethyl)-8-chloro-4-fluoro-2-phenylisoquinoline-1(2H)-one

1.20 g of (S)-3-(1-aminoethyl)-8-chloro-4-fluoro-2-phenylisoquinoline-1(2H)-one was prepared as a white solid by using 1.65 g (4.0 mmol) of (S)-N-(1-(8-chloro-4-fluoro-1-oxo-2-phenyl-1,2-dihydroisoquinoline-3-yl)ethyl)-2,2,2-trifluoroacetamide prepared in step 1 by the same manner as described in step 8 of Preparative Example 10 (3.8 mmol, yield: 95%).

¹H NMR (500 MHz, CDCl₃) δ 7.74 (d, J = 8.0 Hz, 1H), 7.64 (t, J = 7.9 Hz, 1H), 7.54-7.60 (m, 3H), 7.47-7.53 (m, 1H), 7.32-7.35 (m, 1H), 7.22-7.25 (m, 1H), 3.57-3.64 (m, 1H), 1.85 (br s, 2H), 1.46 (d, J = 6.9 Hz, 3H).

Preparative Example 20: Preparation of 4-chloro-8-(4-methoxybenzyl)-7,8-dihydropyrido[2,3-d]pyrimidine-5(6H)-one



Step 1: Preparation of 1-(4,6-dichloropyrimidine-5-yl)propene-2-en-1-ol

200 mg (2.8 mmol) of 4,6-dichloropyrimidine-5-carbaldehyde was dissolved in anhydrous toluene (15 mL), to which 2.1 mL (1.2 equivalent) of vinylmagnesium chloride (1.6 M in THF) was slowly added at -20°C, followed by stirring for 1 hour. Saturated NH₄Cl aqueous solution (10 mL) was added thereto. The reaction mixture was extracted by using ethyl acetate. The extracted organic layer was washed with saturated brine, separated, dried (Na₂SO₄), filtered, and concentrated under reduced pressure. The residue was separated by column chromatography (SiO₂, eluent: hexane/ethyl acetate, 10/1) to give 475 mg of the target compound 1-(4,6-dichloropyrimidine-5-yl)propene-2-en-1-ol as a yellow oil (2.3 mmol, yield: 82%).

¹H NMR (300 MHz, CDCl₃) δ 8.72 (s, 1H), 6.23-6.12 (m, 1H), 5.90 (s, -OH), 5.43-5.34 (m, 2H).

Step 2: Preparation of 1-(4,6-dichloropyrimidine-5-yl)propene-2-en-1-one

323 mg of 1-(4,6-dichloropyrimidine-5-yl)propene-2-en-1-one was prepared as a colorless oil by using 394 mg (1.9 mmol) of 1-(4,6-dichloropyrimidine-5-yl)propene-2-en-1-ol prepared in step 1 by the same manner as described in step 3 of Example 1 (1.57 mmol, yield: 83%).

¹H NMR (300 MHz, CDCl₃) δ 8.87 (s, 1H), 6.69-6.59 (m, 1H), 6.31 (d, J = 10.6 Hz, 1H), 6.08 (d, J = 17.9 Hz, 1H).

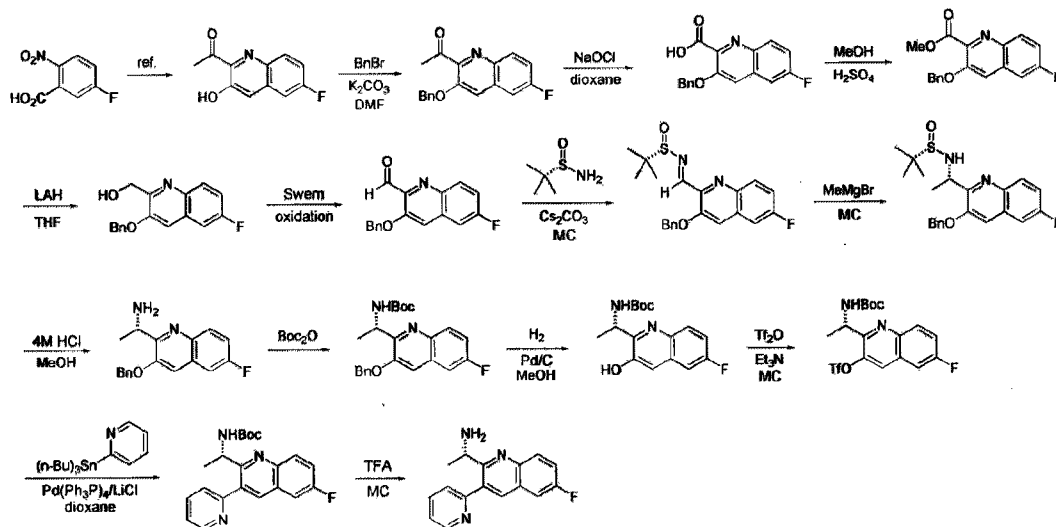
Step 3: Preparation of 4-chloro-8-(4-methoxybenzyl)-7,8-dihydropyrido[2,3-d]pyrimidine-5(6H)-one

4-methoxybenzylamine (1.1 equivalent) was dissolved in anhydrous CH₂CL₂ (5 mL), which was slowly added to the
 5 reaction mixture comprising 300 mg (1.48 mmol) of 1-(4,6-dichloropyrimidine-5-yl)propene-2-en-1-one prepared in step 2, DIPEA (1.1 equivalent), and anhydrous CH₂CL₂ (15 mL) at 0°C. The mixture was heated at room temperature, followed by stirring for 1 hour. The reaction mixture was added
 10 with 1N HCl (5 mL), followed by extraction with ethyl acetate. The extracted organic layer was washed with saturated NaHCO₃ aqueous solution, separated, dried (Na₂SO₄), filtered, and concentrated under reduced pressure. The residue was separated by column chromatography (SiO₂,
 15 eluent: hexane/ethyl acetate, 2/1) to give 413 mg of the target compound 4-chloro-8-(4-methoxybenzyl)-7,8-dihydropyrido[2,3-d]pyrimidine-5(6H)-one as a pale yellow solid (1.36 mmol, yield: 92%).

¹H NMR(300 MHz, CDCl₃) δ 8.72 (s, 1H), 6.23-6.12 (m, 20 1H), 5.90

¹H NMR(300 MHz, CDCl₃) δ 8.40(s, 1H), 7.22 (d, J = 8.5Hz, 2H), 6.87 (d, J = 8.5Hz, 2H), 4.92 (s, 2H), 3.80 (s, 3H), 3.56 (m, 2H), 2.96 (m, 2H).

25 Preparative Example 21: Preparation of (S)-1-(6-fluoro-3-(pyridine-2-yl)quinoline-2-yl)ethane-1-amine



Step 1: Preparation of 1-(3-(benzyloxy)-6-fluoroquinoline-2-yl)ethane-1-one

20.52 g (100.0 mmol) of 1-(6-fluoro-3-hydroxyquinoline-2-yl)ethane-1-one [reference: WO 2010-151740], BnBr (1.1 equivalent), and K₂CO₃ (3 equivalent) were dissolved in anhydrous DMF (150 mL), followed by stirring at room temperature for 6 hours. The reaction solvent was eliminated under reduced pressure. Water and ethyl acetate were added to the reaction mixture, followed by extraction. The extracted organic layer was washed with saturated brine, separated, dried (Na₂SO₄), filtered, and concentrated under reduced pressure. The residue was separated by column chromatography (SiO₂, eluent: hexane/ethyl acetate, 10/1 → hexane/ethyl acetate, 3/1) to give 29.53 g of the target compound 1-(3-(benzyloxy)-6-fluoroquinoline-2-yl)ethane-1-one as a pale brown oil (100.0 mmol, yield: 100%).

^1H NMR (300 MHz, CDCl_3) δ 8.00-8.10 (m, 1H), 7.28-7.57 (m, 8H), 5.26 (s, 2H), 2.76 (s, 3H).

Step 2: Preparation of 3-(benzyloxy)-6-fluoroquinoline-2-carboxylic acid

28.06 g (95.0 mmol) of 1-(3-(benzyloxy)-6-fluoroquinoline-2-yl)ethane-1-one prepared in step 1 was dissolved in dioxane/ H_2O (4/1, 300 mL), to which NaOCl aqueous solution (12%, 5 equivalent) was slowly added at room temperature for 30 minutes, followed by stirring for 5 hours. PH of the reaction mixture was adjusted (pH=4) with saturated 2 N HCl solution. The reaction mixture was extracted by using ethyl acetate. The extracted organic layer was washed with saturated brine, separated, dried (Na_2SO_4), filtered, and concentrated under reduced pressure. The residue was separated by column chromatography (SiO_2 , eluent: hexane/ethyl acetate, 1/1 \rightarrow ethylacetate) to give 27.96 g of the target compound 3-(benzyloxy)-6-fluoroquinoline-2-carboxylic acid as a pale yellow oil (94.1 mmol, yield: 99%).

^1H NMR (300 MHz, CDCl_3) δ 8.05-8.12 (m, 1H), 7.67 (s, 1H), 7.28-7.60 (m, 7H), 5.37 (s, 2H).

Step 3: Preparation of methyl 3-(benzyloxy)-6-fluoroquinoline-2-carboxylate

26.76 g (90.0 mmol) of 3-(benzyloxy)-6-fluoroquinoline-2-carboxylic acid prepared in step 2,

anhydrous MeOH (200 mL), CH(OMe)₃ (50 mL), and conc H₂SO₄ (2 mL) were mixed, followed by heating at 45°C for 12 hours. The reaction mixture was slowly added to cold saturated NaHCO₃ aqueous solution, followed by extraction with ethyl acetate. The extracted organic layer was washed with saturated brine, separated, dried (Na₂SO₄), filtered, and concentrated under reduced pressure. The residue was separated by column chromatography (SiO₂, eluent: hexane/ethyl acetate, 10/1 → hexane/ethylacetate, 3/1) to give 27.46 g of the target compound methyl 3-(benzyloxy)-6-fluoroquinoline-2-carboxylate as a pale yellow solid (88.2 mmol, yield: 98%).

¹H NMR (300 MHz, CDCl₃) δ 8.07-8.14 (m, 1H), 7.50 (s, 1H), 7.28-7.49 (m, 7H), 5.28 (s, 2H), 4.04 (s, 3H).

15

Step 4: Preparation of (3-(benzyloxy)-6-fluoroquinoline-2-yl)methanol

14.17 g (50.0 mmol) of methyl 3-(benzyloxy)-6-fluoroquinoline-2-carboxylate prepared in step 3 was dissolved in anhydrous THF (200 mL). The reaction mixture was cooled down to 0°C, to which LiAlH₄ (1 equivalent) was slowly added for 10 minutes, followed by stirring for 1 hour. The reaction mixture was heated at room temperature, followed by stirring for 5 hours. The reaction mixture was added with diethylether (200 mL) and distilled water (10 mL) slowly to degrade LiAlH₄, followed by stirring for 1 hour. The mixture was added with anhydrous MgSO₄, dried,

filtered, and concentrated. The obtained compound was separated by column chromatography (SiO₂, eluent: hexane/ethyl acetate, 10/1 → hexane/ethylacetate, 1/1) to give 12.04 g of the target compound (3-(benzyloxy)-6-fluoroquinoline-2-yl)methanol as a pale yellow solid (42.5 mmol, yield: 85%).

¹H NMR (300 MHz, CDCl₃) δ 7.97-8.05 (m, 1H), 7.27-7.46 (m, 8H), 5.22 (s, 2H), 4.93 (d, J = 4.6 Hz, 2H), 4.54 (t, J = 4.6 Hz, 1H, OH).

10

Step 5: Preparation of 3-(benzyloxy)-6-fluoroquinoline-2-carbaldehyde

11.91 g of 3-(benzyloxy)-6-fluoroquinoline-2-carbaldehyde was prepared as a pale yellow solid by Swern oxidation using 12.00 g (42.4 mmol) of (3-(benzyloxy)-6-fluoroquinoline-2-yl)methanol prepared in step 4 (42.3 mmol, yield: 100%).

¹H NMR (300 MHz, CDCl₃) δ 10.53 (s, 1H), 8.20 (m, 1H), 7.59 (s, 1H), 7.25-7.58 (m, 7H), 5.32 (s, 2H).

20

Step 6: Preparation of (S)-(E)-((3-(benzyloxy)-6-fluoroquinoline-2-yl)methylene)-2-methylpropane-2-sulfinamide

5.63 g (20.00 mmol) of 3-(benzyloxy)-6-fluoroquinoline-2-carbaldehyde prepared in step 5, (S)-(-)-2-methyl-2-propanesulfinamide (1.1 equivalent), and Cs₂CO₃ (1.2 equivalent) were dissolved in anhydrous CH₂Cl₂ (30 mL),

followed by stirring at room temperature for 12 hours. The reaction mixture was filtered and concentrated. The obtained compound was separated by column chromatography (SiO₂, eluent: hexane/ethyl acetate, 7/1 ->
 5 hexane/ethylacetate, 3/1) to give 7.30 g of the target compound (S)-(E)-((3-(benzyloxy)-6-fluoroquinoline-2-yl)methylene)-2-methylpropane-2-sulfinamide as a pale yellow solid (18.99 mmol, yield: 95%).

¹H NMR (300 MHz, CDCl₃) δ 9.22 (s, 1H), 8.14-8.20 (m, 1H), 7.53 (s, 1H), 7.28-7.50 (m, 7H), 5.30 (s, 2H), 1.28 (s, 9H).

Step 7: Preparation of (S)-N-((S)-1-(3-(benzyloxy)-6-fluoroquinoline-2-yl)ethyl)-2-methylpropane-2-sulfinamide

15 3.85 g (10.00 mmol) of (S)-(E)-((3-(benzyloxy)-6-fluoroquinoline-2-yl)methylene)-2-methylpropane-2-sulfinamide prepared in step 6 was dissolved in anhydrous CH₂Cl₂ (50 mL), which was frozen at -78°C. MeMgBr (3 M diethylether solution, 3 equivalent) was slowly added
 20 thereto for 10 minutes. 2 hours later, the reaction mixture was slowly heated to -20°C, followed by stirring for 1 hour. Saturated NH₄Cl aqueous solution (50 mL) was added thereto. The reaction mixture was heated at room temperature, followed by extraction with ethyl acetate.
 25 The extracted organic layer was washed with saturated brine, separated, dried (Na₂SO₄), filtered, and concentrated under reduced pressure. The residue was separated by

column chromatography (SiO₂, eluent: hexane/ethyl acetate, 3/1 → hexane/ethylacetate, 1/2) to give 3.00 g of the target compound (S)-N-((S)-1-(3-(benzyloxy)-6-fluoroquinoline-2-yl)ethyl)-2-methylpropane-2-sulfinamide
 5 as a pale yellow solid (7.40 mmol, yield: 74%).

¹H NMR (500 MHz, CDCl₃) δ 7.97-8.01 (m, 1H), 7.45-7.52 (m, 4H), 7.38-7.44 (m, 2H), 7.28-7.33 (m, 2H), 5.60 (d, J = 6.5 Hz, 1H), 5.24 (s, 2H), 5.08-5.13 (m, 1H), 1.53 (d, J = 6.7 Hz, 3H), 1.32 (s, 9H).

10

Step 8: Preparation of (S)-1-(3-(benzyloxy)-6-fluoroquinoline-2-yl)ethane)-1-amine

2.81 g (7.02 mmol) of (S)-N-((S)-1-(3-(benzyloxy)-6-fluoroquinoline-2-yl)ethyl)-2-methylpropane-2-sulfinamide
 15 prepared in step 7 was dissolved in anhydrous MeOH (10 mL), to which 4M HCl (dioxane solution) was added at room temperature, followed by stirring for 1 hour. The solvent was eliminated under reduced pressure. The mixture was added slowly with saturated NaHCO₃ aqueous solution,
 20 followed by extraction with ethyl acetate. The extracted organic layer was washed with saturated brine, separated, dried (Na₂SO₄), filtered, and concentrated under reduced pressure. The obtained compound was separated by column chromatography (SiO₂, eluent: MeOH/CH₂Cl₂, 1/20 →
 25 MeOH/CH₂Cl₂, 1/10) to give 2.00 g of the target compound (S)-1-(3-(benzyloxy)-6-fluoroquinoline-2-yl)ethane)-1-amine as a pale white solid (6.75 mmol, yield: 96%).

^1H NMR (300 MHz, CDCl_3) δ 7.96-8.02 (m, 1H), 7.25-7.50 (m, 8H), 5.21 (s, 2H), 4.60-4.70 (m, 1H), 2.04 (br s, 2H), 1.47 (d, $J = 6.6\text{Hz}$, 3H).

5 Step 9: Preparation of tert-butyl (S)-1-(3-(benzyloxy)-6-fluoroquinoline-2-yl)ethyl)carbamate

1.90 g (6.41 mmol) of (S)-1-(3-(benzyloxy)-6-fluoroquinoline-2-yl)ethane)-1-amine prepared in step 8 was dissolved in anhydrous CH_2Cl_2 (15 mL), to which Boc_2O (1.3
10 equivalent) was added at room temperature, followed by stirring for 2 hours. The reaction mixture was concentrated under reduced pressure. The obtained compound was separated by column chromatography (SiO_2 , eluent: hexane/ethyl acetate, 10/1 \rightarrow hexane/ethylacetate, 3/1) to
15 give 2.52 g of the target compound tert-butyl (S)-1-(3-(benzyloxy)-6-fluoroquinoline-2-yl)ethyl)carbamate as a white solid (6.36 mmol, yield: 99%).

^1H NMR (300 MHz, CDCl_3) δ 8.00-8.04 (m, 1H), 7.30-7.52 (m, 8H), 6.44 (br d, $J = 7.6\text{Hz}$, 1H), 5.38-5.45 (m, 1H),
20 5.20-5.27 (m, 2H), 1.47-1.56 (m, 12H).

Step 10: Preparation of tert-butyl (S)-(1-(6-fluoro-3-hydroxyquinoline-2-yl)ethyl)carbamate

1.98 g (4.99 mmol) of tert-butyl (S)-1-(3-(benzyloxy)-
25 6-fluoroquinoline-2-yl)ethyl)carbamate prepared in step 9 was dissolved in MeOH (20 mL), to which 200 mg of 10% Pd/C was added, followed by hydrogenation at room temperature

for 1 hour under 1 atm H₂. The reaction mixture was filtered with celite pad and concentrated under reduced pressure. The obtained compound was separated by column chromatography (SiO₂, eluent: hexane/ethyl acetate, 3/1 ->
 5 hexane/ethylacetate, 1/1) to give 1.53 g of the target compound tert-butyl (S)-(1-(6-fluoro-3-hydroxyquinoline-2-yl)ethyl)carbamate as a white solid (4.99 mmol, yield: 100%).

¹H NMR(300 MHz, CDCl₃) δ 9.47 (br s, 1H), 7.87-7.90 (m, 1H), 7.18-7.23 (m, 1H), 7.00-7.04 (m, 1H), 6.84-6.89 (m, 1H), 5.52 (br s, 1H), 5.29-5.36 (m, 1H), 1.62 (d, J = 6.8Hz, 3H), 1.53 (s, 9H).

Step 11: Preparation of (S)-2-(1-((tert-butoxycarbonyl)amino)ethyl)-6-fluoroquinoline-3-yl trifluoromethanesulfonate

1.50 g (4.90 mmol) of tert-butyl (S)-(1-(6-fluoro-3-hydroxyquinoline-2-yl)ethyl)carbamate prepared in step 10 and anhydrous Et₃N (3 equivalent) were dissolved in
 20 anhydrous CH₂Cl₂ (15 mL), to which Tf₂O (1.2 equivalent) was slowly added at 0°C for 5 minutes, followed by stirring for 2 hours. The solvent was eliminated under reduced pressure. The reaction mixture was added with water, followed by extraction with ethyl acetate. The extracted
 25 organic layer was washed with saturated brine, separated, dried (Na₂SO₄), filtered, and concentrated under reduced pressure. The obtained compound was separated by column

chromatography (SiO₂, eluent: hexane/ethyl acetate, 10/1 -> hexane/ethylacetate, 5/1) to give 2.15 g of the target compound (S)-2-(1-((tert-butoxycarbonyl)amino)ethyl)-6-fluoroquinoline-3-yl trifluoromethanesulfonate as a colorless oil (4.90 mmol, yield: 100%).

¹H NMR (300 MHz, CDCl₃) δ 8.11-8.17 (m, 1H), 8.08 (s, 1H), 7.53-7.62 (m, 1H), 7.47-7.52 (m, 1H), 7.98 (br s, 1H), 5.30-5.40 (m, 1H), 1.54 (d, J = 6.7 Hz, 3H), 1.48 (s, 9H).

10 Step 12: Preparation of tert-butyl (S)-(1-(6-fluoro-3-(pyridine-2-yl)quinoline-2-yl)ethyl)carbamate

438 mg (1.00 mmol) of (S)-2-(1-((tert-butoxycarbonyl)amino)ethyl)-6-fluoroquinoline-3-yl trifluoromethanesulfonate prepared in step 11, 2-(tributylstanyl)pyridine (2.0 equivalent), LiCl (3 equivalent), Pd(Ph₃P)₄ (0.1 equivalent), and anhydrous dioxane (13 mL) were mixed, which was heated at 100°C for 24 hours under argon atmosphere. The reaction mixture was cooled down at room temperature and filtered with celite pad. The filtrate was added with water, followed by extraction with ethyl acetate. The extracted organic layer was washed with saturated brine, separated, dried (Na₂SO₄), and concentrated under reduced pressure. The obtained compound was separated by column chromatography (SiO₂, eluent: hexane/ethyl acetate, 10/1 -> hexane/ethylacetate, 3/1) to give 286 mg of the target compound tert-butyl (S)-(1-(6-fluoro-3-(pyridine-2-yl)quinoline-2-

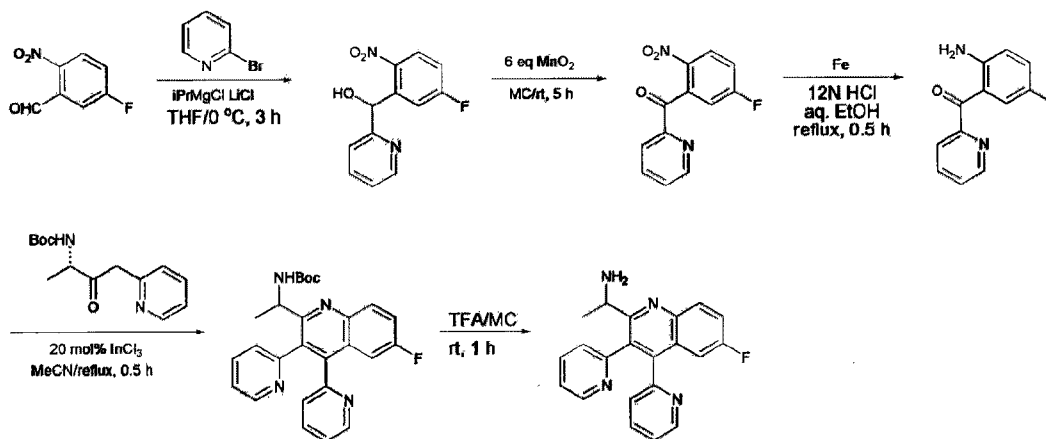
yl)ethyl)carbamate as a pale yellow solid (0.78 mmol, yield: 78%).

^1H NMR (300 MHz, CDCl_3) δ 8.76 (d, $J = 4.5\text{Hz}$, 1H), 8.08-8.15 (m, 2H), 7.84 (td, $J = 7.9, 1.9\text{Hz}$, 1H), 7.41-7.60 (m, 3H), 7.35 (t, $J = 4.5\text{Hz}$, 1H), 6.34 (d, $J = 7.6\text{Hz}$, 1H), 5.37-5.48 (m, 1H), 1.45 (s, 9H), 1.33 (d, $J = 6.3\text{Hz}$, 3H).

Step 13: Preparation of (S)-1-(6-fluoro-3-(pyridine-2-yl)quinoline-2-yl)ethane-1-amine

(S)-1-(6-fluoro-3-(pyridine-2-yl)quinoline-2-yl)ethane-1-amine was prepared by using tert-butyl (S)-1-(6-fluoro-3-(pyridine-2-yl)quinoline-2-yl)ethyl)carbamate prepared in step 12 by the same manner as described in step 3 of Preparative Example 18.

Preparative Example 22: Preparation of 1-(6-fluoro-3,4-di(pyridine-2-yl)quinoline-2-yl)ethane-1-amine



Step 1: Preparation of (5-fluoro-2-nitrophenyl) (pyridine-2-yl)methanol

1.90 g (12.0 mmol) of 2-bromopyridine was dissolved in anhydrous THF (20 mL), which was cooled down to 0°C. Isopropylmagnesium chloride lithium chloride complex solution (1.3M THF solution, 1.2 equivalent) was slowly added thereto for 5 minutes, followed by stirring for 1 hour. 1.69 g (10.0 mmol) of 3-fluoro-6-nitrobenzaldehyde was dissolved in anhydrous THF (10 mL), which was slowly added to the mixture above for 10 minutes, followed by stirring for 1 hour. The reaction mixture was heated to room temperature, followed by stirring for 2 hours. Saturated NH₄Cl solution (20 mL) was added thereto, followed by extraction with ethyl acetate. The extracted organic layer was washed with saturated brine, separated, dried (Na₂SO₄), and concentrated under reduced pressure. The obtained compound was separated by column chromatography (SiO₂, eluent: hexane/ethyl acetate, 10/1 → hexane/ethylacetate, 5/1) to give 1.61 g of the target compound (5-fluoro-2-nitrophenyl)(pyridine-2-yl)methanol as a pale yellow solid (6.5 mmol, yield: 65%).

¹H NMR (300 MHz, CDCl₃) δ 8.56-8.60 (m, 1H), 8.01-8.06 (m, 1H), 7.65-7.72 (m, 1H), 7.32-7.41 (m, 2H), 7.23-7.30 (m, 1H), 7.05-7.13 (m, 1H), 6.51 (s, 1H), 5.44 (br s, 1H).

Step 2: Preparation of (5-fluoro-2-nitrophenyl)(pyridine-2-yl)methanone
1.50 g (6.04 mmol) of (5-fluoro-2-nitrophenyl)(pyridine-2-yl)methanol prepared in step 1 was

dissolved in anhydrous CH_2Cl_2 (30 mL), to which MnO_2 (6 equivalent) was added, followed by stirring at room temperature for 5 hours. The reaction mixture was filtered with celite pad and concentrated under reduced pressure.

5 The obtained compound was separated by column chromatography (SiO_2 , eluent: hexane/ethyl acetate, 10/1 \rightarrow hexane/ethylacetate, 4/1) to give 1.48 g of the target compound (5-fluoro-2- 니트로 phenyl)(pyridine-2-yl)methanone as a pale brown solid (6.01 mmol, yield: 100%).

10 ^1H NMR (300 MHz, CDCl_3) δ 8.49-8.52 (m, 1H), 8.22-8.29 (m, 2H), 7.88-7.96 (m, 1H), 7.43-7.48 (m, 1H), 7.23-7.36 (m, 2H).

15 Step 3: Preparation of (2-amino-5-fluorophenyl)(pyridine-2-yl)methanone

1.40 g (5.69 mmol) of (5-fluoro-2-nitrophenyl)(pyridine-2-yl)methanone and Fe (5 equivalent) were dissolved in $\text{EtOH}/\text{H}_2\text{O}$ (4/1, 30 mL), to which 2~3 drops of conc HCl were added. The reaction mixture was heated at
 20 85°C for 30 minutes and cooled down to room temperature. The reaction mixture was filtered with celite pad, followed by extraction with ethyl acetate. The extracted organic layer was washed with saturated brine, separated, dried (Na_2SO_4), and concentrated under reduced pressure. The
 25 obtained compound was separated by column chromatography (SiO_2 , eluent: hexane/ethyl acetate, 10/1 \rightarrow hexane/ethylacetate, 4/1) to give 1.23 g of the target

compound (2-amino-5-fluorophenyl)(pyridine-2-yl)methanone as a pale yellow solid (5.69 mmol, yield: 100%).

¹H NMR (300 MHz, CDCl₃) δ 8.71 (d, J = 4.7 Hz, 1H), 7.92-7.80 (m, 2H), 7.52-7.43 (m, 2H), 7.12-7.05 (m, 1H),
5 6.66-6.72 (m, 1H), 6.13 (br s, 2H).

Step 4: Preparation of tert-butyl (1-(6-fluoro-3,4-di(pyridine-2-yl)quinoline-2-yl)ethyl)carbamate

1.08 g (5.0 mmol) of (2-amino-5-fluorophenyl)(pyridine-2-yl)methanone prepared in step 3,
10 tert-butyl (S)-3-oxo-4-(pyridine-2-yl)carbamate (1.0 equivalent), and InCl₃ (0.2 equivalent) were added to anhydrous CH₃CN (10 mL), which was heated at 80°C for 15 minutes and cooled down to room temperature. The reaction
15 mixture was filtered with celite pad, followed by extraction with ethyl acetate. The extracted organic layer was washed with saturated brine, separated, dried (Na₂SO₄), and concentrated under reduced pressure. The obtained compound was separated by column chromatography (SiO₂,
20 eluent: hexane/ethyl acetate, 10/1 → hexane/ethylacetate, 3/1) to give 2.22 g of the target compound tert-butyl (1-(6-fluoro-3,4-di(pyridine-2-yl)quinoline-2-yl)ethyl)carbamate as a white solid (4.99 mmol, yield: 100%).

25 ¹H NMR (300 MHz, CDCl₃) δ 8.60-8.67 (m, 2H), 8.15-8.21 (m, 1H), 7.45-7.55 (m, 3H), 7.10-7.21 (m, 3H), 7.05 (br t,

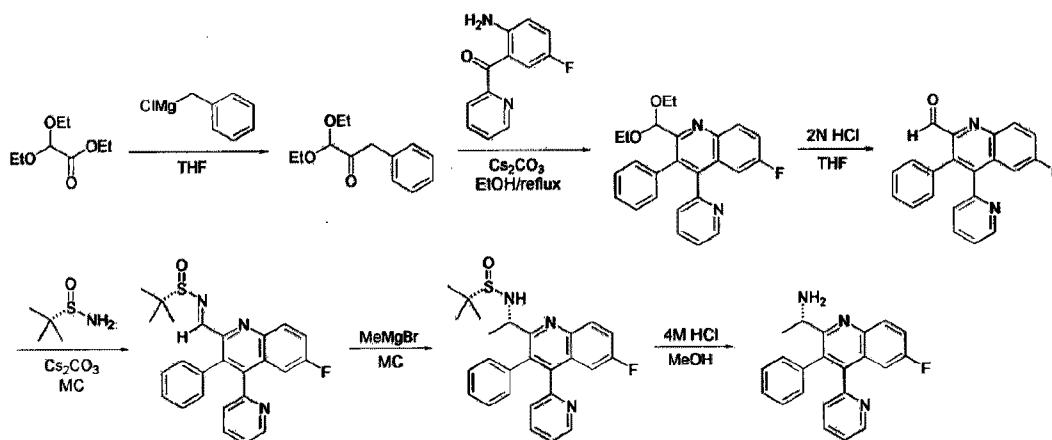
J = 6.8Hz, 2H), 6.35 (br s, 1H), 5.03 (br s, 1H), 1.44 (s, 9H).

Step 5: Preparation of 1-(6-fluoro-3,4-di(pyridine-2-yl)quinoline-2-yl)ethane-1-amine

133 mg (0.3 mmol) of tert-butyl (1-(6-fluoro-3,4-di(pyridine-2-yl)quinoline-2-yl)ethyl)carbamate prepared in step 4 was dissolved in CH₂Cl₂ (10 mL), to which TFA (1.0 mL) was added, followed by stirring at room temperature for 1 hour. The reaction mixture was added with saturated NaHCO₃ aqueous solution (25 mL), followed by extraction with ethyl acetate. The extracted organic layer was washed with saturated brine, separated, dried (Na₂SO₄), and concentrated under reduced pressure. The obtained compound was separated by column chromatography (SiO₂, eluent: MeOH/CH₂Cl₂, 1/20 -> MeOH/CH₂Cl₂, 1/10) to give 117 mg of the target compound 1-(6-fluoro-3,4-di(pyridine-2-yl)quinoline-2-yl)ethane-1-amine as a white solid (0.3 mmol, yield: 100%).

¹H NMR(300 MHz, CDCl₃) δ 8.66 (dd, J = 12.0, 4.1Hz, 2H), 8.11 (dd, J = 9.0, 5.5Hz, 1H), 7.61-7.46 (m, 3H), 7.24-7.16 (m, 3H), 7.04-6.95 (m, 2H), 4.78 (br s, 1H), 2.54 (br s, 2H), 1.51 (d, J = 6.1Hz, 3H).

Preparative Example 23: Preparation of (S)-1-(6-fluoro-3-phenyl-4-(pyridine-2-yl)quinoline-2-yl)ethane-1-amine



Step 1: Preparation of 1,1-diethoxy-3-phenylpropane-2-one

5.29 g (30.0 mmol) of ethyl diethoxyacetate was dissolved in anhydrous THF (50 mL), which was frozen at -78°C. PhMgCl (2M THF solution, 1.5 equivalent) was added slowly thereto for 5 minutes, followed by stirring for 12 hours. While cooling the reaction mixture with ice water, saturated NH₄Cl aqueous solution (50 mL) was slowly added thereto. The reaction mixture was extracted by using ethyl acetate. The extracted organic layer was washed with saturated brine, separated, dried (Na₂SO₄), and concentrated under reduced pressure. The obtained compound was separated by column chromatography (SiO₂, eluent: hexane/ethyl acetate, 20/1 → hexane/ethylacetate, 5/1) to give 6.21 g of the target compound 1,1-diethoxy-3-phenylpropane-2-one as a colorless oil (27.9 mmol, yield: 93%).

¹H NMR (300 MHz, CDCl₃) δ 7.18-7.35 (m, 5H), 4.63 (s, 1H), 3.89 (s, 2H), 3.63-3.71 (m, 2H), 3.47-3.61 (m, 2H), 1.19-1.27 (m, 6H).

5 Step 2: Preparation of 2-(diethoxymethyl)-6-fluoro-3-phenyl-4-(pyridine-2-yl)quinoline

3.33 g (15.0 mmol) of 1,1-diethoxy-3-phenylpropane-2-one prepared in step 1, 1.62 g (7.49 mmol) of (2-amino-5-fluorophenyl)(pyridine-2-yl)methanone, and Cs₂CO₃ (30.0 mmol) were added to EtOH (40 mL), followed by reflux for 12 hours. The reaction mixture was cooled down to room temperature. The reaction mixture was added with water, followed by extraction with ethyl acetate. The extracted organic layer was washed with saturated brine, separated, dried (Na₂SO₄), and concentrated under reduced pressure. The obtained compound was separated by column chromatography (SiO₂, eluent: hexane/ethyl acetate, 10/1 → hexane/ethylacetate, 3/1) to give 3.02 g of the target compound 2-(diethoxymethyl)-6-fluoro-3-phenyl-4-(pyridine-2-yl)quinoline as a white solid (7.50 mmol, yield: 100%).

¹H NMR (300 MHz, CDCl₃) δ 8.64-8.67 (m, 1H), 8.32-8.38 (m, 1H), 7.44-7.54 (m, 2H), 7.14-7.26 (m, 6H), 7.03-7.08 (m, 1H), 6.93-6.97 (m, 1H), 5.37 (s, 1H), 3.55-3.80 (m, 2H), 3.39-3.46 (m, 2H), 1.17 (t, J = 7.0 Hz, 6H).

25

Step 3: Preparation of 6-fluoro-3-phenyl-4-(pyridine-2-yl)quinoline-2-carbaldehyde

2.01 g (4.99 mmol) of 2-(diethoxymethyl)-6-fluoro-3-phenyl-4-(pyridine-2-yl)quinoline prepared in step 2 was dissolved in THF (20 mL), to which 2N HCl aqueous solution (20 mL) was added, followed by stirring at room temperature for 3 hours. Saturated NaHCO₃ aqueous solution was slowly added thereto, followed by extraction with ethyl acetate. The extracted organic layer was washed with saturated brine, separated, dried (Na₂SO₄), and concentrated under reduced pressure. The obtained compound was separated by column chromatography (SiO₂, eluent: hexane/ethyl acetate, 10/1 -> hexane/ethylacetate, 3/1) to give 1.64 g of the target compound 6-fluoro-3-phenyl-4-(pyridine-2-yl)quinoline-2-carbaldehyde as a pale yellow solid (4.99 mmol, yield: 100%).

¹H NMR (300 MHz, CDCl₃) δ 10.14 (s, 1H), 8.69-8.72 (m, 1H), 8.38-8.44 (m, 1H), 7.53-7.64 (m, 2H), 7.11-7.27 (m, 7H), 6.96-7.00 (m, 1H).

Step 4: Preparation of (S,E)-N-((6-fluoro-3-phenyl-4-(pyridine-2-yl)quinoline-2-yl)methylene)-2-methylpropane-2-sulfinamide

328 mg (1.0 mmol) of 6-fluoro-3-phenyl-4-(pyridine-2-yl)quinoline-2-carbaldehyde prepared in step 3 was reacted by the same manner as described in step 6 of Preparative Example 21. The obtained compound was separated by column chromatography (SiO₂, eluent: hexane/ethyl acetate, 4/1 -> hexane/ethylacetate, 1/1) to give 418 mg of the target

compound (S,E)-N-((6-fluoro-3-phenyl-4-(pyridine-2-yl)quinoline-2-yl)methylene)-2-methylpropane-2-sulfinamide as a pale yellow solid (0.97 mmol, yield: 97%).

¹H NMR (500 MHz, CDCl₃) δ 8.70-8.72 (m, 2H), 8.38-8.40 (m, 1H), 7.56-7.58 (m, 2H), 6.95-7.28 (m, 8H), 1.18 (s, 9H).

Step 5: Preparation of (S)-N-((S)-1-(6-fluoro-3-phenyl-4-(pyridine-2-yl)quinoline-2-yl)ethyl)-2-

10 methylpropane-2-sulfinamide

388 mg (0.90 mmol) of (S,E)-N-((6-fluoro-3-phenyl-4-(pyridine-2-yl)quinoline-2-yl)methylene)-2-methylpropane-2-sulfinamide prepared in step 4 was reacted by the same manner as described in step 7 of Preparative Example 21.

15 The obtained compound was separated by column chromatography (SiO₂, eluent: CH₂Cl₂/ethyl acetate, 4/1 → CH₂Cl₂/ethylacetate, 1/1) to give 306 mg of the target compound (S)-N-((S)-1-(6-fluoro-3-phenyl-4-(pyridine-2-yl)quinoline-2-yl)ethyl)-2-methylpropane-2-sulfinamide as a
20 pale white solid (0.68 mmol, yield: 76%).

¹H NMR (300 MHz, CDCl₃) δ 8.62-8.67 (m, 1H), 8.08-8.15 (m, 1H), 7.35-7.56 (m, 4H), 7.11-7.25 (m, 3H), 7.01-7.07 (m, 1H), 6.90-7.00 (m, 2H), 5.61-5.92 (m, 1H), 4.66-4.80 (m, 1H), 1.29 (s, 9H), 1.20 (d, J = 6.6 Hz, 3H).

25

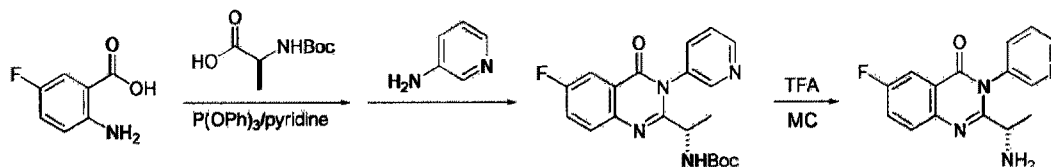
Step 6: Preparation of (S)-1-(6-fluoro-3-phenyl-4-(pyridine-2-yl)quinoline-2-yl)ethane-1-amine

224 mg (0.5 mmol) of (S)-N-((S)-1-(6-fluoro-3-phenyl-4-(pyridine-2-yl)quinoline-2-yl)ethyl)-2-methylpropane-2-sulfinamide prepared in step 5 was reacted by the same manner as described in step 8 of Preparative Example 21.

5 The obtained compound was separated by column chromatography (SiO₂, eluent: MeOH/CH₂Cl₂, 1/20 → MeOH/CH₂Cl₂, 1/10) to give 163 mg of the target compound (S)-1-(6-fluoro-3-phenyl-4-(pyridine-2-yl)quinoline-2-yl)ethane-1-amine as a yellow oil (0.47 mmol, yield: 95%).

10 ¹H NMR (300 MHz, CDCl₃) δ 8.62-8.67 (m, 1H), 8.10-8.17 (m, 1H), 7.41-7.55 (m, 2H), 6.91-7.32 (m, 8H), 4.40-4.50 (m, 1H), 3.50 (br s, 2H), 1.23-1.30 (m, 3H).

15 Preparative Example 24: Preparation of (S)-2-(1-aminoethyl)-6-fluoro-3-(pyridine-3-yl)quinazoline-4(3H)-one



Step 1: Preparation of tert-butyl (S)-(1-(6-fluoro-4-oxo-3-(pyridine-3-yl)-3,4-dihydroquinazoline-2-yl)ethyl)carbamate

20 Tert-butyl (S)-(1-(6-fluoro-4-oxo-3-(pyridine-3-yl)-3,4-dihydroquinazoline-2-yl)ethyl)carbamate was prepared by using 2-amino-5-fluorobenzoic acid and 3-aminopyridine according to the same manner as described in step 2 of Preparative Example 1.

^1H NMR (300 MHz, CDCl_3) δ 8.79 (t, J = 3.2 Hz, 2H), 7.92-7.72 (m, 2H), 7.60-7.48 (m, 2H), 5.46 (d, J = 8.3 Hz, 2H), 4.45-4.37 (m, 1H), 1.41 (m, 9H), 1.28 (t, J = 6.8 Hz, 3H).

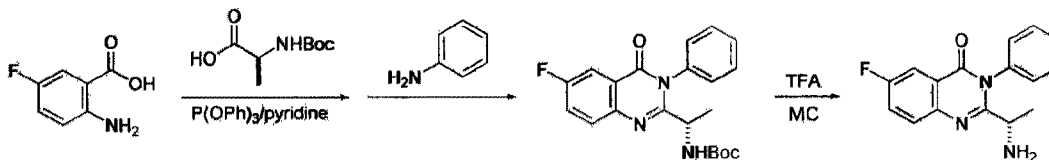
5

Step 2: Preparation of (S)-2-(1-aminoethyl)-6-fluoro-3-(pyridine-3-yl)quinazoline-4(3H)-one

(S)-2-(1-aminoethyl)-6-fluoro-3-(pyridine-3-yl)quinazoline-4(3H)-one was prepared by using the compound prepared in step 1 according to the same manner as described in step 3 of Preparative Example 1.

^1H NMR (300 MHz, CDCl_3) δ 8.79 (d, J = 4.0 Hz, 1H), 7.90 (d, J = 8.1 Hz, 1H), 7.74 (d, J = 6.5 Hz, 1H), 7.53 (d, J = 7.7 Hz, 2H), 7.31-7.11 (m, 2H), 3.80-3.73 (m, 1H), 2.80 (s, 2H), 1.32 (dd, J = 21, 6.3 Hz, 3H).

Preparative Example 25: Preparation of (S)-2-(1-aminoethyl)-6-fluoro-3-phenylquinazoline-4(3H)-one



Step 1: Preparation of tert-butyl (S)-2-(1-(6-fluoro-4-oxo-3-phenyl-3,4-dihydroquinazoline-2-yl)ethyl)carbamate

The target compound was prepared by using 2-amino-5-fluorobenzoic acid and aniline according to the same manner as described in step 2 of Preparative Example 1.

^1H NMR (300 MHz, CDCl_3) δ 7.88 (d, $J = 8.0\text{Hz}$, 1H), 7.70-7.74 (m, 1H), 7.60-7.39 (m, 3H), 7.28 (d, $J = 6.8\text{Hz}$, 1H), 5.66 (d, $J = 6.7\text{Hz}$, 1H), 4.54 (t, $J = 6.3\text{Hz}$, 1H), 1.41 (s, 9H), 1.26 (d, $J = 6.3\text{Hz}$, 3H).

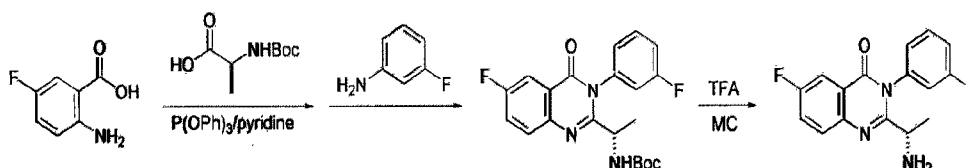
5

Step 2: Preparation of (S)-2-(1-aminoethyl)-6-fluoro-3-phenylquinazoline-4(3H)-one

The target compound was prepared by using the compound prepared in step 1 according to the same manner as described in step 3 of Preparative Example 1.

^1H NMR (300 MHz, CDCl_3) δ 7.87 (d, $J = 7.6\text{Hz}$, 1H), 7.66 (dd, $J = 8.5, 5.0\text{Hz}$, 1H), 7.57-7.29 (m, 2H), 4.03-4.09 (m, 1H), 1.36 (d, $J = 6.4\text{Hz}$, 3H).

15 Preparative Example 26: Preparation of (S)-2-(1-aminoethyl)-6-fluoro-3-(3-fluorophenyl)quinazoline-4(3H)-one



20 Step 1: Preparation of tert-butyl (S)-1-(6-fluoro-3-(3-fluorophenyl)-4-oxo-3,4-dihydroquinazoline-2-yl)ethyl)carbamate

The target compound was prepared by using 2-amino-5-fluorobenzoic acid and 3-fluoroaniline according to the

same manner as described in step 2 of Preparative Example 1.

^1H NMR (300 MHz, CDCl_3) δ 7.88(d, J = 8.0 Hz, 1H), 7.73(dd, J = 8.4, 4.6 Hz, 1H), 7.62-7.47(m, 2H), 7.28-7.03(m, 3H), 5.55-5.50(m, 1H), 4.56-4.49(m, 1H), 1.41(s, 9H), 1.30(t, J = 4.4 Hz, 3H).

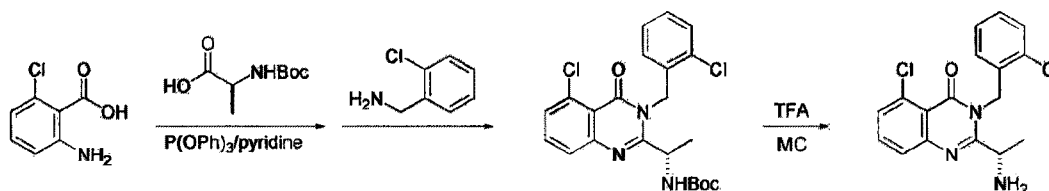
Step 2: Preparation of (S)-2-(1-aminoethyl)-6-fluoro-3-(3-fluorophenyl)quinazoline-4(3H)-one

The target compound was prepared by using the compound prepared in step 1 according to the same manner as described in step 3 of Preparative Example 1.

^1H NMR (300 MHz, CDCl_3) δ 7.89(d, J = 8.3 Hz, 1H), 7.74(dd, J = 8.5, 4.4 Hz, 1H), 7.59-7.48(m, 2H), 7.29-7.24(m, 1H), 7.12-7.03(m, 2H), 3.75-3.67(m, 1H), 1.85(s, 2H), 1.31(d, J = 6.4 Hz, 3H).

Preparative Example 27: Preparation of (S)-2-(1-aminoethyl)-5-chloro-3-(2-chlorobenzyl)quinazoline-4(3H)-

one



Step 1: Preparation of tert-butyl (S)-2-(1-(5-chloro-3-(2-chlorobenzyl)-4-oxo-3,4-dihydroquinazoline-2-yl)ethyl)carbamate

The target compound was prepared by using 2-amino-6-chlorobenzoic acid and 2-chlorobenzylamine according to the same manner as described in step 2 of Preparative Example 1.

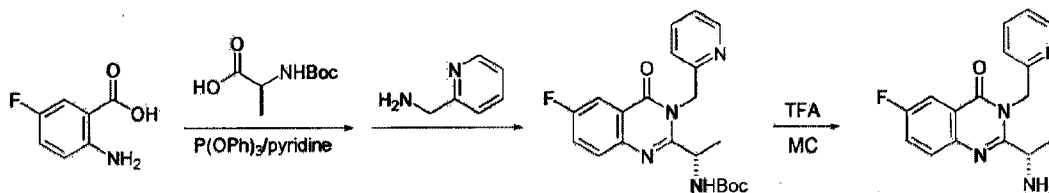
¹H NMR (500 MHz, CDCl₃) δ 7.60-7.67 (m, 2H), 7.48-7.54 (m, 1H), 7.42-7.46 (m, 1H), 7.14-7.27 (m, 2H), 6.82 (d, J = 7.3 Hz, 1H), 5.63 (s, 2H), 5.39-5.44 (m, 1H), 4.82-4.85 (m, 1H), 1.49 (s, 9H), 1.37 (d, J = 6.6 Hz, 3H).

10 Step 2: Preparation of (S)-2-(1-aminoethyl)-5-chloro-3-(2-chlorobenzyl)quinazoline-4(3H)-one

The target compound was prepared by using the compound prepared in step 1 according to the same manner as described in step 3 of Preparative Example 1.

15 ¹H NMR (300 MHz, CDCl₃) δ 7.57-7.65 (m, 2H), 7.39-7.52 (m, 2H), 7.13-7.26 (m, 2H), 6.75-6.85 (m, 1H), 5.75 (d, J = 17.1 Hz, 1H), 5.27 (d, J = 17.1 Hz, 1H), 3.83-3.91 (m, 1H), 1.40 (d, J = 6.5 Hz, 3H).

20 Preparative Example 28: Preparation of (S)-2-(1-aminoethyl)-6-fluoro-3-(pyridine-2-ylmethyl)quinazoline-4(3H)-one



Step 1: Preparation of tert-butyl (S)-(1-(6-fluoro-4-oxo-3-(pyridine-2-ylmethyl)-3,4-dihydroquinazoline-2-yl)ethyl)carbamate

The target compound was prepared by using 2-amino-6-fluorobenzoic acid and pyridine-2-ylmethaneamine according to the same manner as described in step 2 of Preparative Example 1.

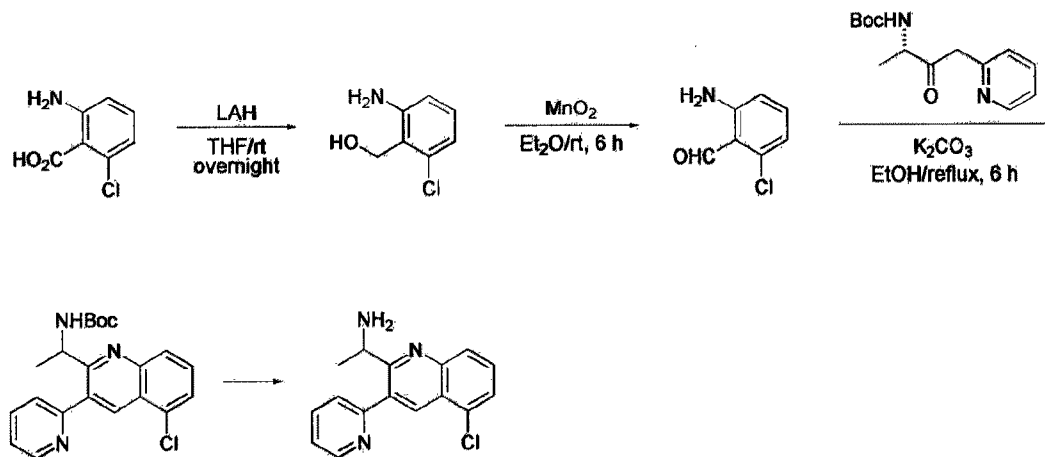
¹H NMR(300 MHz, CDCl₃) δ 8.48(d, J = 4.0 Hz, 1H), 7.89(dd, J = 8.5, 3.0 Hz, 1H), 7.71-7.62(m, 2H), 7.46(td, J = 8.6, 2.9 Hz, 1H), 7.19-7.15(m, 2H), 5.61(s, 2H), 5.22-5.13(m, 1H), 1.44(s, 3H), 1.41(s, 9H).

Step 2: Preparation of (S)-2-(1-aminoethyl)-6-fluoro-3-(pyridine-2-ylmethyl)quinazoline-4(3H)-one

The target compound was prepared by using the compound prepared in step 1 according to the same manner as described in step 3 of Preparative Example 1.

¹H NMR(300 MHz, CDCl₃) δ 8.48(d, J = 4.5 Hz, 1H), 7.83(dd, J = 8.4, 2.9 Hz, 1H), 7.71-7.63(m, 2H), 7.42-7.33(m, 2H), 7.19(dd, J = 7.1, 5.1 Hz, 1H), 8.48(d, J = 4.5 Hz, 1H), 5.73(d, J = 15.8 Hz, 1H), 5.21(d, J = 15.8 Hz, 1H), 4.72(q, J = 6.5 Hz, 1H), 4.45(s, 2H), 1.53(d, J = 6.6 Hz, 3H)

Preparative Example 29: Preparation of 1-(5-chloro-3-(pyridine-2-yl)quinoline-2-yl)ethane-1-amine



Step 1: Preparation of (2-amino-6-chlorophenyl)methanol

3.43 g (20.0 mmol) of 2-amino-6-chlorobenzoic acid was dissolved in anhydrous THF 30 mL), to which LiAlH₄ (1.5 equivalent) was slowly added at room temperature for 10 minutes, followed by stirring for 12 hours. Diethylether (40 mL) and water (5 mL) were added thereto. The reaction mixture was dried (MgSO₄) and concentrated under reduced pressure. The residue was separated by column chromatography (SiO₂, eluent: CH₂Cl₂/ethyl acetate, 5/1 -> CH₂Cl₂/ethylacetate, 2/1) to give 2.36 g of the target compound (2-amino-6-chlorophenyl)methanol as a pale yellow solid (15.0 mmol, yield: 75%).

¹H NMR (300 MHz, CDCl₃) δ 7.01 (t, J = 8.0 Hz, 1H), 6.76 (d, J = 7.9 Hz, 1H), 6.58 (d, J = 8.0 Hz, 1H), 4.89 (s, 2H), 4.30 (br s, 2H), 1.66 (br s, 1H).

Step 2: Preparation of 2-amino-6-chlorobenzaldehyde

2.30 g (14.6 mmol) of (2-amino-6-chlorophenyl)methanol prepared in step 1, MnO₂ (10 equivalent), and diethylether (50 mL) were mixed together, which was stirred at room temperature for 6 hours. The reaction mixture was filtered
 5 with celite pad, and concentrated under reduced pressure. The residue was separated by column chromatography (SiO₂, eluent: hexane/CH₂Cl₂, 5/1 -> CH₂Cl₂) to give 2.27 g of the target compound 2-amino-6-chlorobenzaldehyde as a yellow solid (14.6 mmol, yield: 10%).

10 ¹H NMR(300 MHz, CDCl₃) δ 10.48 (s, 1H), 7.17 (t, J = 8.2Hz, 1H), 6.67 (d, J = 7.7Hz, 1H), 6.54 (d, J = 8.4Hz, 1H), 6.48 (br s, 2H).

Step 3: Preparation of tert-butyl (1-(5-chloro-3-
 15 (pyridine-2-yl)quinoline-2-yl)ethylcarbamate

793 mg (3.0 mmol) of 2-amino-6-chlorobenzaldehyde (1.2 equivalent) prepared in step 2, tert-butyl (S)-(3-oxo-4-(pyridine-2-yl)butane-2-yl)carbamate, K₂CO₃ (3 equivalent), and ethanol (15 mL) were mixed together, which was refluxed
 20 for 6 hours. The reaction mixture was cooled down to room temperature. Water was added thereto, followed by extraction with ethyl acetate. The extracted organic layer was washed with saturated brine, separated, dried (Na₂SO₄), and concentrated under reduced pressure. The obtained
 25 compound was separated by column chromatography (SiO₂, eluent: hexane/ethyl acetate, 8/1 -> hexane/ethylacetate, 3/1) to give 1.16 g of the target compound tert-butyl (1-

(5-chloro-3-(pyridine-2-yl)quinoline-2-yl)ethylcarbamate as a white solid (3.0 mmol, yield: 100%).

¹H NMR(300 MHz, CDCl₃) δ 8.77 (br d, J = 4.1Hz, 1H), 8.53 (s, 1H), 8.05 (d, J = 8.6Hz, 1H), 7.83-7.89 (m, 1H), 7.59-7.68 (m, 3H), 7.34-7.39 (m, 1H), 6.33 (br d, J = 6.6Hz, 1H), 5.43-5.52 (m, 1H), 1.45 (s, 9H), 1.34 (d, J = 6.5Hz, 3H).

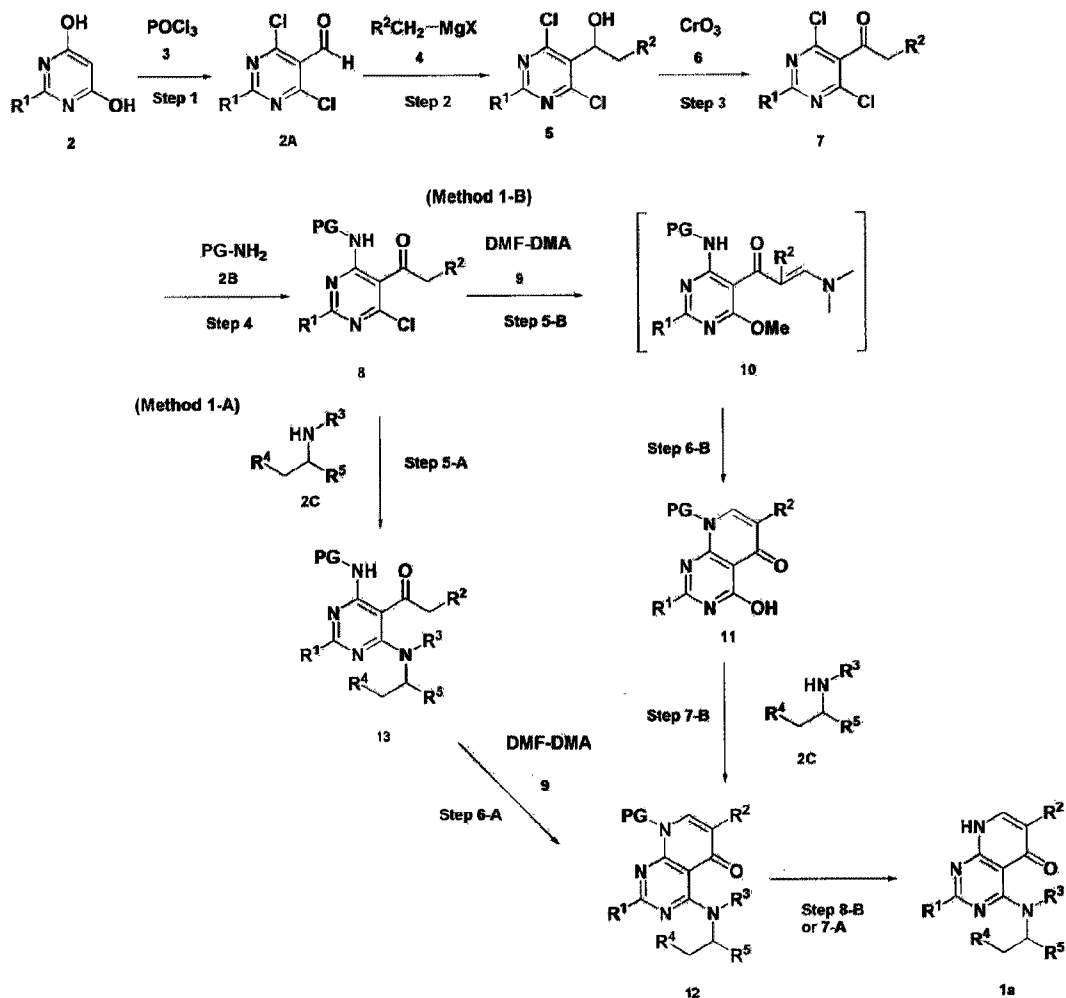
Step 4: Preparation of 1-(5-chloro-3-(pyridine-2-yl)quinoline-2-yl)ethane-1-amine

739 mg of 1-(5-chloro-3-(pyridine-2-yl)quinoline-2-yl)ethane-1-amine was prepared by using 1.0 g (2.60 mmol) of tert-butyl (1-(5-chloro-3-(pyridine-2-yl)quinoline-2-yl)ethylcarbamate prepared in step 3 according to the same manner as described in step 3 of Preparative Example 1 (2.60 mmol, yield: 100%).

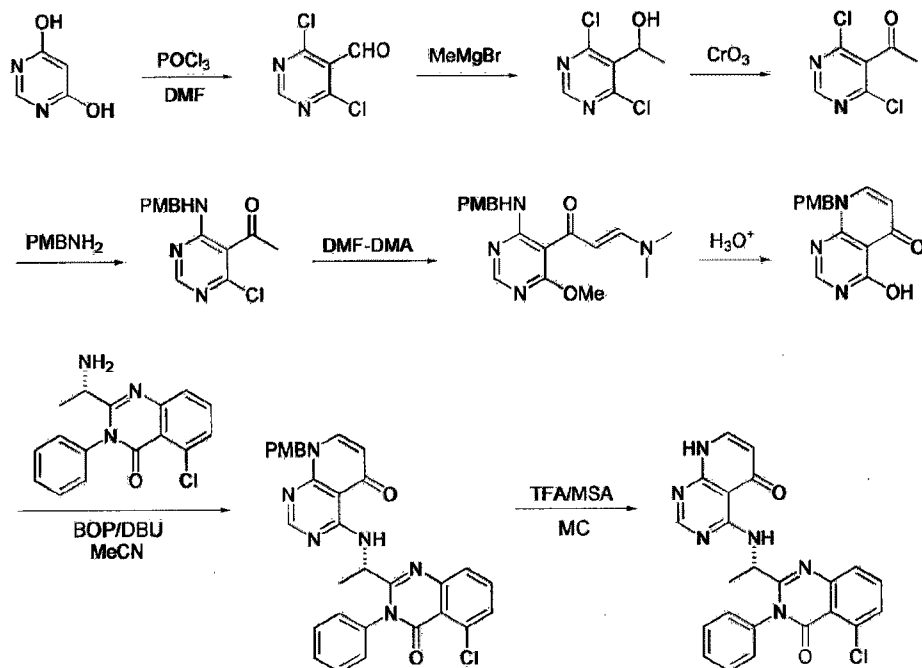
¹H NMR(300 MHz, CDCl₃) δ 8.64(d, J = 2.7 Hz, 1H), 8.60(s, 1H), 8.05-7.99(m, 1H), 8.05-7.99(m, 1H), 7.88(td, J = 7.7, 1.3 Hz, 1H), 7.70-7.63(m, 3H), 7.36-7.32(m, 1H), 5.18-5.24(m, 1H), 1.58(d, J = 6.6 Hz, 3H).

The following examples 1 ~ 33 were performed by the method represented by the reaction formula 1A.

[Reaction Formula 1A]



Example 1: Preparation of (S)-4-((1-(5-chloro-4-oxo-3-phenyl-3,4-dihydroquinazoline-2-yl)ethyl)amino)pyrido[2,3-d]pyrimidine-5(8H)-one



Step 1: Preparation of 4,6-dichloropyrimidine-5-carbaldehyde

30 mL of phosphorylchloride (POCl_3) was cooled down to
 5 0°C , to which 9.6 mL of anhydrous dimethylformamide (DMF)
 was slowly added. 1 hour later, 7.85 g (70.0 mmol) of 4,6-
 dihydroxypyrimidine was added thereto. The reaction
 mixture was heated at room temperature, followed by
 stirring at room temperature for 30 minutes. The reaction
 10 mixture was refluxed for 3 hours. The mixture was cooled
 down to room temperature. The reaction mixture was slowly
 added to ice water, followed by extraction with
 ethylacetate. The extracted organic layer was dried over
 Na_2SO_4 , filtered, and concentrated under reduced pressure.
 15 The obtained solid was washed with hexane/diethyl ether

(5/1, v/v) to give 10.5 g of 4,6-dichloropyrimidine-5-carbaldehyde as a white solid (5.95 mmol, yield: 85%).

^1H NMR (300 MHz, CDCl_3) δ 10.47 (s, 1H), 8.90 (s, 1H).

5 Step 2: preparation of 1-(4,6-dichloropyrimidine-5-yl)ethane-1-ol

1.2 g (6.8 mmol) of 4,6-dichloropyrimidine-5-carbaldehyde was dissolved in THF (25 mL), to which 8.14 mL (8.14 mmol, 1.2 equivalent) of methylmagnesium bromide (18%
10 in THF) was slowly added at 0°C. Saturated ammoniumchloride aqueous solution (10 mL) was slowly added thereto, followed by extraction with ethyl acetate. The extracted organic layer was dried over Na_2SO_4 , filtered, and concentrated under reduced pressure. The residue was
15 separated by column chromatography (SiO_2 , eluent: hexane/ethylacetate, 4/1) to give 1.1 g of the target compound 1-(4,6-dichloropyrimidine-5-yl)ethane-1-ol as a white solid (5.7 mmol, yield: 80%).

^1H NMR (300 MHz, CDCl_3) δ 8.69 (s, 1H), 5.57-5.47 (m,
20 1H), 2.64 (d, J = 9.3 Hz, 1H), 1.68 (d, J = 6.8 Hz, 3H).

Step 3: Preparation of 1-(4,6-dichloropyrimidine-5-yl)ethane-1-one

980 mg (5.08 mmol) of 1-(4,6-dichloropyrimidine-5-yl)ethane-1-ol prepared in step 2 was dissolved in 30 mL of
25 acetone, to which 1.0 g (10.2 mmol, 2.0 eq) of chromium trioxide was slowly added, followed by stirring at room

temperature for 2 hours. 2 mL of Isopropylalcohol was added thereto, followed by stirring for 10 minutes. 20 mL of saturated sodiumbicarbonate aqueous solution was added to the reaction mixture, followed by extraction with ethylacetate. The extracted organic layer was dried over Na_2SO_4 , filtered, and concentrated under reduced pressure. The residue was separated by column chromatography (SiO_2 , eluent: hexane/ethylacetate, 6/1) to give 823 mg of the target compound 1-(4,6-dichloropyrimidine-5-yl)ethane-1-one as a white solid (4.3 mmol, yield: 85%).

^1H NMR(300 MHz, CDCl_3) δ 8.84 (s, 1H), 2.63 (s, 3H).

Step 4: Preparation of 1-(4-chloro-6-((4-methoxybenzyl)amino)pyrimidine-5-yl)ethane-1-one

3.82 g (20.0 mmol) of 1-(4,6-dichloropyrimidine-5-yl)ethane-1-one was dissolved in 30 mL of dichloromethane, which was cooled down to 0°C , to which 3.88 g (30.0 mmol) of diisopropylethylamine and 3.29 g (24.0 mmol) of p-methoxybenzylamine (PMBNH_2) were added stepwise. 1 hour later, the reaction mixture was heated to room temperature, followed by stirring at room temperature for 6 hours. Water and ethylacetate were added to the reaction mixture, followed by extraction. The extracted organic layer was dried over Na_2SO_4 , filtered, and concentrated under reduced pressure. The residue was separated by column chromatography (SiO_2 , eluent: hexane/ethylacetate, 3/1) to give 5.54 g of the target compound 1-(4-chloro-6-((4-

methoxybenzyl)amino)pyrimidine-5-yl)ethane-1-one as a white solid (19.0 mmol, yield: 95%).

¹H NMR(300 MHz, CDCl₃) δ 9.07 (br s, 1H, NH), 8.38 (s, 1H), 7.25 (d, J = 8.1 Hz, 2H), 6.88 (d, J = 8.1 Hz, 2H),
5 4.67 (d, J = 4.8 Hz, 2H), 3.81 (s, 3H), 2.74 (s, 3H).

Steps 5 and 6: Preparation of 4-hydroxy-8-(4-methoxybenzyl)pyrido[2,3-d]pyrimidine-5(8H)-one

5.83 g (20.0 mmol) of 1-(4-chloro-6-((4-methoxybenzyl)amino)pyrimidine-5-yl)ethane-1-one prepared
10 in step 4 and 3.57 g (30.0 mmol) of N,N-dimethylformamide dimethyl acetal (DMF-DMA) were dissolved in 30 mL of anhydrous toluene, which was heated at 100°C for 3 hours. The reaction mixture was cooled down to room temperature.
15 The solvent and DMF-DMA were eliminated under reduced pressure. The obtained intermediate compound was added with 100 mL of acetic acid and 20 mL of water, followed by reflux for 4 days. The reaction mixture was cooled down to room temperature. The solvent was eliminated under reduced
20 pressure. The obtained yellow product was washed with water/isopropanol (IPA) (1/1) to give 4.53 g of the target compound 4-hydroxy-8-(4-methoxybenzyl)pyrido[2,3-d]pyrimidine-5(8H)-one as a white solid (16.0 mmol, yield: 80%).

25 ¹H NMR(300 MHz, DMSO-d₆) δ 8.78 (br s, 1H, NH), 7.76 (d, J = 4.7 Hz, 1H), 7.28 (d, J = 5.2 Hz, 2H), 6.93 (d, J =

5.2 Hz, 2H), 6.47 (d, $J = 4.7$ Hz, 1H), 5.48 (s, 3H), 3.83 (s, 3H).

Step 7: Preparation of (S)-4-((1-(5-chloro-4-oxo-3-phenyl-3,4-dihydroquinazoline-2-yl)ethyl)amino)-8-(4-methoxybenzyl)pyrido[2,3-d]pyrimidine-5(8H)-one

50 mg (0.176 mmol) of 4-hydroxy-8-(4-methoxybenzyl)pyrido[2,3-d]pyrimidine-5(8H)-one prepared in step 5 and step 6 was dissolved in 2 mL of anhydrous acetonitrile, to which 101 mg (0.229 mmol) of (benzotriazole-1-yloxy)tris(dimethylamino)phosphonium hexafluorophosphate (BOP) and 39 μ L (0.264 mmol) of 1,8-diazabicyclo[5.4.0]-7-undecene (DBU) were added, followed by stirring for 30 minutes. 58 mg (0.194 mmol) of (S)-2-(1-aminoethyl)-5-chloro-3-phenylquinazoline-4(3H)-one was added thereto, followed by stirring at 60°C for 12 hours. The reaction mixture was filtered under reduced pressure. Ethyl acetate and water were added thereto, followed by extraction. The extracted organic layer was dried (Na_2SO_4), filtered, and concentrated under reduced pressure. The residue was separated by column chromatography (SiO_2 , eluent: hexane/ethylacetate, 6/1 \rightarrow hexane/ethylacetate, 1/1) to give 72 mg of the target compound (S)-4-((1-(5-chloro-4-oxo-3-phenyl-3,4-dihydroquinazoline-2-yl)ethyl)amino)-8-(4-methoxybenzyl)pyrido[2,3-d]pyrimidine-5(8H)-one as a yellow solid (0.127 mmol, yield: 50%).

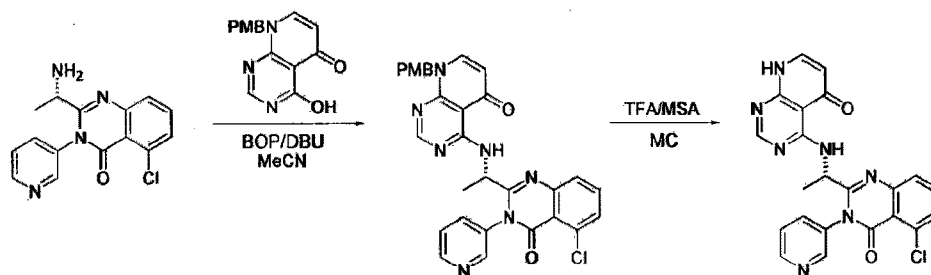
¹H NMR (300 MHz, CDCl₃) δ 11.02 (d, J = 7.7 Hz, 1H), 8.28 (s, 1H), 7.7.71 (d, J = 8.1 Hz, 1H), 7.54-7.62 (m, 2H), 7.40-7.53 (m, 5H), 7.33 (d, J = 7.9 Hz, 1H), 7.20 (d, J = 8.6 Hz, 2H), 6.85 (d, J = 8.6 Hz, 2H), 6.30 (d, J = 7.9 Hz, 1H), 5.33 (s, 2H), 5.01 (q, J = 6.9 Hz, 6.9 Hz, 1H), 3.78 (s, 3H), 1.49 (d, J = 6.7 Hz, 3H).

Step 8: Preparation of (S)-4-((1-(5-chloro-4-oxo-3-phenyl-3,4-dihydroquinazoline-2-yl)ethyl)amino)pyrido[2,3-d]pyrimidine-5(8H)-one

72 mg (0.127 mmol) of (S)-4-((1-(5-chloro-4-oxo-3-phenyl-3,4-dihydroquinazoline-2-yl)ethyl)amino)-8-(4-methoxybenzyl)pyrido[2,3-d]pyrimidine-5(8H)-one prepared in step 7 was dissolved in 1 mL of dichloromethane, to which 1 mL of trifluoroacetic acid (TFA) and 0.5 mL of methanesulfonic acid were added, followed by stirring at 70°C for 10 hours. Saturated sodiumbicarbonate aqueous solution was added thereto, followed by neutralization. Dichloromethane and water were added thereto, followed by extraction. The extracted organic layer was dried (Na₂SO₄), filtered, and concentrated under reduced pressure. The residue was separated by column chromatography (SiO₂, eluent: dichloromethane/methanol, 30/1) to give 51 mg of the target compound (S)-4-((1-(5-chloro-4-oxo-3-phenyl-3,4-dihydroquinazoline-2-yl)ethyl)amino)pyrido[2,3-d]pyrimidine-5(8H)-one as a pale yellow solid (0.115 mmol, yield: 90%).

¹H NMR (500 MHz, CDCl₃) δ 11.06 (d, J = 7.0 Hz, 1H),
 8.24 (s, 1H), 7.73 (d, J = 8.2 Hz, 1H), 7.58-7.64 (m, 2H),
 7.51-7.57 (m, 3H), 7.46-7.51 (m, 2H), 7.37 (d, J = 7.6 Hz,
 1H), 6.38 (d, J = 7.6 Hz, 1H), 5.12 (q, J = 6.8 Hz, 6.8 Hz,
 5 1H), 1.53 (d, J = 6.4 Hz, 3H).

Example 2: Preparation of (S)-4-((1-(5-chloro-4-oxo-3-(pyridine-3-yl)-3,4-dihydroquinazoline-2-yl)ethyl)amino)pyrido[2,3-d]pyrimidine-5(8H)-one



10

Step 1: Preparation of (S)-4-((1-(5-chloro-4-oxo-3-(pyridine-3-yl)-3,4-dihydroquinazoline-2-yl)ethyl)amino)-8-(4-methoxybenzyl)pyrido[2,3-d]pyrimidine-5(8H)-one

30 mg of (S)-4-((1-(5-chloro-4-oxo-3-(pyridine-3-yl)-
 15 3,4-dihydroquinazoline-2-yl)ethyl)amino)-8-(4-methoxybenzyl)pyrido[2,3-d]pyrimidine-5(8H)-one was prepared as a yellow solid by using 58 mg (0.194 mmol) of (S)-2-(1-aminoethyl)-5-chloro-3-(pyridine-3-yl)quinazoline-4(3H)-one according to the same manner as described in step
 20 7 of Example 1 (0.053 mmol, yield: 30%).

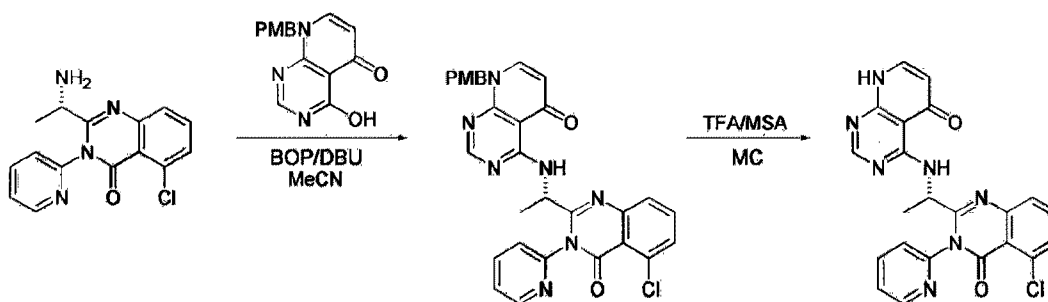
MS[m/z; (M + 1)⁺]: 567.

Step 2: Preparation of (S)-4-((1-(5-chloro-4-oxo-3-(pyridine-3-yl)-3,4-dihydroquinazoline-2-yl)ethyl)amino)pyrido[2,3-d]pyrimidine-5(8H)-one

14 mg of (S)-4-((1-(5-chloro-4-oxo-3-(pyridine-3-yl)-3,4-dihydroquinazoline-2-yl)ethyl)amino)pyrido[2,3-d]pyrimidine-5(8H)-one was prepared as a pale yellow solid by using 30 mg (0.053 mmol) of (S)-4-((1-(5-chloro-4-oxo-3-(pyridine-3-yl)-3,4-dihydroquinazoline-2-yl)ethyl)amino)-8-(4-methoxybenzyl)pyrido[2,3-d]pyrimidine-5(8H)-one prepared in step 1 according to the same manner as described in step 8 of Example 1 (0.031 mmol, yield: 59%).

¹H NMR (300 MHz, CDCl₃) δ 10.78 (t, J = 6.5 Hz, 1H), 8.76 (s, 1H), 8.20 (d, J = 4.6 Hz, 1H), 7.44-7.77 (m, 6H), 6.33 (d, J = 7.4 Hz, 1H), 4.93-4.50 (m, 1H), 1.49-1.60 (m, 3H).

Example 3: Preparation of (S)-4-((1-(5-chloro-4-oxo-3-(pyridine-2-yl)-3,4-dihydroquinazoline-2-yl)ethyl)amino)pyrido[2,3-d]pyrimidine-5(8H)-one



Step 1: Preparation of (S)-4-((1-(5-chloro-4-oxo-3-(pyridine-2-yl)-3,4-dihydroquinazoline-2-yl)ethyl)amino)-8-(4-methoxybenzyl)pyrido[2,3-d]pyrimidine-5(8H)-one

50 mg of (S)-4-((1-(5-chloro-4-oxo-3-(pyridine-2-yl)-3,4-dihydroquinazoline-2-yl)ethyl)amino)-8-(4-methoxybenzyl)pyrido[2,3-d]pyrimidine-5(8H)-one was prepared as a pale yellow solid by using 58 mg (0.194 mmol) of (S)-2-(1-aminoethyl)-5-chloro-3-(pyridine-2-yl)quinazoline-4(3H)-one according to the same manner as described in step 7 of Example 1 (0.112 mmol, yield: 64%).

¹H NMR (300 MHz, CDCl₃) δ 10.97 (d, J = 4.6 Hz, 1H), 8.68 (d, J = 4.6 Hz, 1H), 8.23 (s, 1H), 7.85 (t, J = 7.9 Hz, 1H), 7.72 (d, J = 7.9 Hz, 1H), 7.59 (t, J = 7.9 Hz, 1H), 7.38-7.53 (m, 4H), 7.19 (d, J = 8.5 Hz, 2H), 6.85 (d, J = 8.6 Hz, 2H), 6.27 (d, J = 7.9 Hz, 1H), 5.32 (s, 2H), 4.20-5.03 (m, 1H), 3.78 (s, 3H), 1.60 (d, J = 6.6 Hz, 3H).

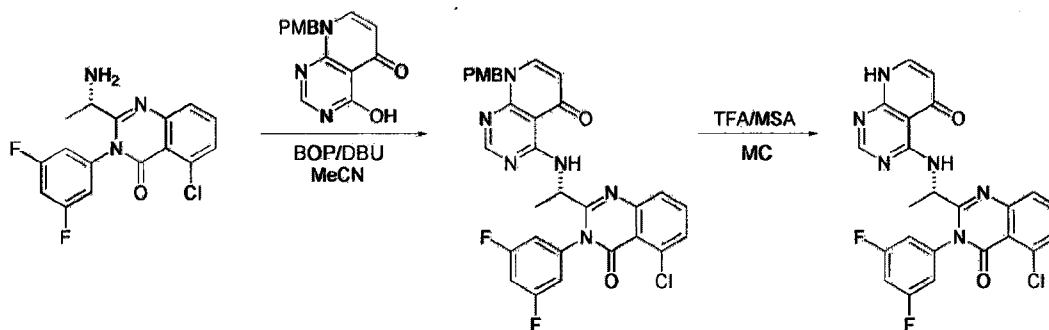
Step 2: Preparation of (S)-4-((1-(5-chloro-4-oxo-3-(pyridine-2-yl)-3,4-dihydroquinazoline-2-yl)ethyl)amino)pyrido[2,3-d]pyrimidine-5(8H)-one

14 mg of (S)-4-((1-(5-chloro-4-oxo-3-(pyridine-2-yl)-3,4-dihydroquinazoline-2-yl)ethyl)amino)pyrido[2,3-d]pyrimidine-5(8H)-one was prepared as a pale yellow solid by using 50 mg (0.112 mmol) of (S)-4-((1-(5-chloro-4-oxo-3-(pyridine-2-yl)-3,4-dihydroquinazoline-2-yl)ethyl)amino)-8-(4-methoxybenzyl)pyrido[2,3-d]pyrimidine-5(8H)-one prepared

in step 1 according to the same manner as described in step 8 of Example 1 (0.031 mmol, yield: 28%).

¹H NMR (300 MHz, CDCl₃) δ 11.20 (brs, 1H), 10.92 (d, J = 6.1 Hz, 1H), 8.70 (d, J = 4.7 Hz, 1H), 8.16 (s, 1H), 7.90 (t, J = 7.7 Hz, 1H), 7.72 (d, J = 7.7 Hz, 1H), 7.61 (t, J = 8.3 Hz, 1H), 7.41-7.55 (m, 4H), 6.33 (d, J = 7.7 Hz, 1H), 4.92-5.03 (m, 1H), 1.60 (d, J = 7.0 Hz, 3H).

Example 4: Preparation of (S)-4-((1-(5-chloro-3-(3,5-difluorophenyl)-4-oxo-3,4-dihydroquinazoline-2-yl)ethyl)amino)pyrido[2,3-d]pyrimidine-5(8H)-one



Step 1: Preparation of (S)-4-((1-(5-chloro-3-(3,5-difluorophenyl)-4-oxo-3,4-dihydroquinazoline-2-yl)ethyl)amino)-8-(4-methoxybenzyl)pyrido[2,3-d]pyrimidine-5(8H)-one

50 mg of (S)-4-((1-(5-chloro-3-(3,5-difluorophenyl)-4-oxo-3,4-dihydroquinazoline-2-yl)ethyl)amino)-8-(4-methoxybenzyl)pyrido[2,3-d]pyrimidine-5(8H)-one was prepared as a white solid by using 65 mg (0.194 mmol) of (S)-2-(1-aminoethyl)-5-chloro-3-(3,5-difluorophenyl)quinazoline-4(3H)-one according to the same

manner as described in step 7 of Example 1 (0.083 mmol, yield: 47%).

¹H NMR (500 MHz, CDCl₃) δ 10.94 (d, J = 7.2 Hz, 1H), 8.33 (s, 1H), 7.70 (d, J = 8.1 Hz, 1H), 7.63 (t, J = 8.1 Hz, 1H), 7.51 (t, J = 8.0 Hz, 2H), 7.23 (d, J = 8.5 Hz, 2H), 7.11 (d, J = 7.1 Hz, 1H), 6.02-7.00 (m, 2H), 6.89 (d, J = 8.5 Hz, 2H), 6.33 (d, J = 8.0 Hz, 1H), 5.37 (d, J = 3.1 Hz, 2H), 5.09-5.15 (m, 1H), 3.82 (s, 3H), 1.58 (d, J = 7.2 Hz, 3H).

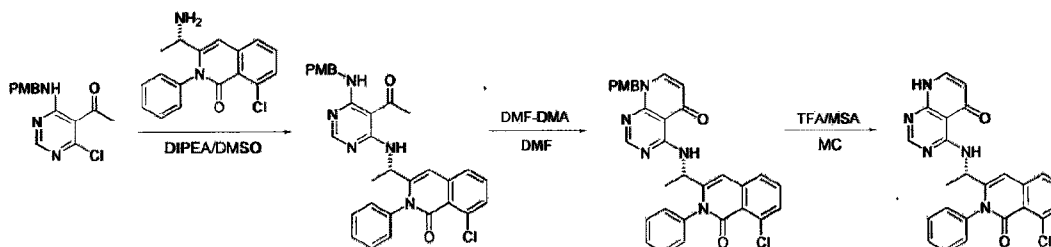
10

Step 2: Preparation of (S)-4-((1-(5-chloro-3-(3,5-difluorophenyl)-4-oxo-3,4-dihydroquinazoline-2-yl)ethyl)amino)pyrido[2,3-d]pyrimidine-5(8H)-one

35 mg of (S)-4-((1-(5-chloro-3-(3,5-difluorophenyl)-4-oxo-3,4-dihydroquinazoline-2-yl)ethyl)amino)pyrido[2,3-d]pyrimidine-5(8H)-one was prepared as a pale yellow solid by using 50 mg (0.083 mmol) of (S)-4-((1-(5-chloro-3-(3,5-difluorophenyl)-4-oxo-3,4-dihydroquinazoline-2-yl)ethyl)amino)-8-(4-methoxybenzyl)pyrido[2,3-d]pyrimidine-5(8H)-one prepared in step 1 according to the same manner as described in step 8 of Example 1 (0.073 mmol, yield: 87%).

¹H NMR (300 MHz, CDCl₃) δ 10.84 (br s, 1H), 10.81 (d, J = 6.3 Hz, 1H), 8.24 (s, 1H), 7.58-7.71 (m, 2H), 7.46-7.56 (m, 2H), 7.07-7.13 (m, 1H), 6.89-7.03 (m, 2H), 6.36 (d, J = 8.0 Hz, 1H), 5.09 (q, J = 5.5 Hz, 6.8 Hz, 1H), 1.56 (t, J = 6.6 Hz, 3H).

Example 5: Preparation of (S)-4-((1-(8-chloro-1-oxo-2-phenyl-1,2-dihydroisoquinoline-3-yl)ethyl)amino)pyrido[2,3-d]pyrimidine-5(8H)-one



5

Step 1: Preparation of (S)-3-(1-((5-acetyl-6-((4-methoxybenzyl)amino)pyrimidine-4-yl)amino)ethyl)-8-chloro-2-phenylisoquinoline-1(2H)-one

292 mg (1.0 mmol, 1 equivalent) of 1-(4-chloro-6-((4-methoxybenzyl)amino)pyrimidine-5-yl)ethane-1-one prepared in step 4 of Example 1 and (S)-3-(1-aminoethyl)-8-chloro-2-phenylisoquinoline-1(2H)-one (1.1 equivalent) were dissolved in 10 mL of anhydrous dimethylsulfoxide (DMSO), to which diisopropylethylamine (DIPEA) (3 equivalent) was added, followed by stirring at 80°C for 10 hours. Ethyl acetate and water was added to the reaction mixture, followed by extraction. The extracted organic layer was dried (Na₂SO₄), filtered, and concentrated under reduced pressure. The residue was separated by column chromatography (SiO₂, eluent: hexane/ethyl acetate, 3/1 -> hexane/ethyl acetate, 1/1) to give 482 mg of the target compound (S)-3-(1-((5-acetyl-6-((4-methoxybenzyl)amino)pyrimidine-4-yl)amino)ethyl)-8-chloro-

10

15

20

2-phenylisoquinoline-1(2H)-one as a white solid (0.87 mmol, yield: 87%).

¹H NMR (300 MHz, CDCl₃) δ 8.56 (br d, J = 6.3Hz, 1H), 8.02 (s, 1H), 7.20-7.55 (m, 10H), 6.87 (d, J = 8.7Hz, 2H),
 5 6.48 (s, 1H), 6.44 (br t, 1H), 4.84-4.95 (m, 1H), 4.66 (d, J = 4.8Hz, 2H), 3.79 (s, 3H), 2.52 (s, 3H), 1.38 (d, J = 6.6 Hz, 3H).

Step 2: Preparation of (S)-4-((1-(8-chloro-1-oxo-2-phenyl-1,2-dihydroisoquinoline-3-yl)ethyl)amino)-8-(4-methoxybenzyl)pyrido[2,3-d]pyrimidine-5(8H)-one

200 mg (0.361 mmol) of (S)-3-(1-((5-acetyl-6-(4-methoxybenzyl)amino)pyrimidine-4-yl)amino)ethyl)-8-chloro-2-phenylisoquinoline-1(2H)-one prepared in step 1 was
 15 dissolved in 3 mL of anhydrous dimethylformamide (DMF), to which 0.24 mL (1.805 mmol) of N,N-dimethylformamide dimethyl acetal was added, followed by stirring at 130°C for 15 hours. Ethyl acetate and water was added to the reaction mixture, followed by extraction. The extracted
 20 organic layer was dried (Na₂SO₄), filtered, and concentrated under reduced pressure. The residue was separated by column chromatography (SiO₂, eluent: dichloromethane/ethyl acetate, 10/1 -> dichloromethane/ethyl acetate, 1/1) to give 90 mg of the target compound (S)-4-((1-(8-chloro-1-oxo-2-phenyl-1,2-dihydroisoquinoline-3-yl)ethyl)amino)-8-(4-methoxybenzyl)pyrido[2,3-d]pyrimidine-5(8H)-one as a
 25 white solid (0.160 mmol, yield: 44%).

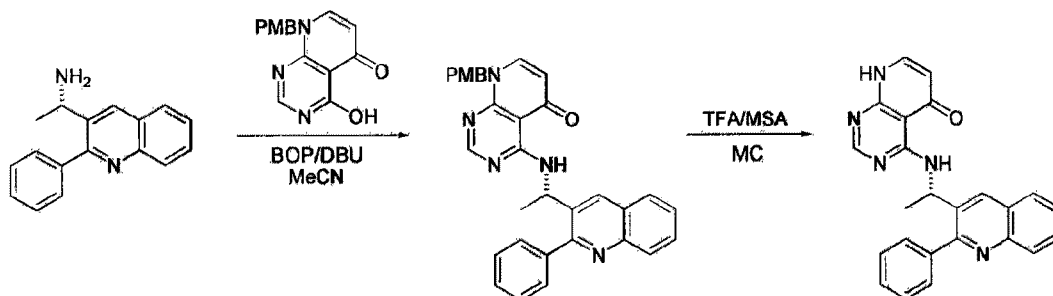
¹H NMR (300 MHz, CDCl₃) δ 10.71 (d, J = 6.9 Hz, 1H), 8.30 (s, 1H), 7.47-7.57 (m, 3H), 7.29-7.47 (m, 6H), 7.23 (d, J = 8.3 Hz, 2H), 6.87 (d, J = 8.3 Hz, 2H), 6.59 (s, 1H), 6.30 (d, J = 8.3 Hz, 1H), 5.35 (s, 2H), 4.93 (t, J = 6.9 Hz, 1H), 3.78 (s, 3H), 1.45 (d, J = 6.9 Hz, 3H).

Step 3: Preparation of (S)-4-((1-(8-chloro-1-oxo-2-phenyl-1,2-dihydroisoquinoline-3-yl)ethyl)amino)pyrido[2,3-d]pyrimidine-5(8H)-one

67 mg of (S)-4-((1-(8-chloro-1-oxo-2-phenyl-1,2-dihydroisoquinoline-3-yl)ethyl)amino)pyrido[2,3-d]pyrimidine-5(8H)-one was prepared as a white solid by using 90 mg (0.160 mmol) of (S)-4-((1-(8-chloro-1-oxo-2-phenyl-1,2-dihydroisoquinoline-3-yl)ethyl)amino)-8-(4-methoxybenzyl)pyrido[2,3-d]pyrimidine-5(8H)-one prepared in step 2 according to the same manner as described in step 8 of Example 1 (0.151 mmol, yield: 95%).

¹H NMR (300 MHz, DMSO-d₆) δ 12.14 (s, 1H), 10.48 (d, J = 7.2 Hz, 1H), 8.19 (s, 1H), 7.75-7.82 (m, 1H), 7.58-7.69 (m, 2H), 7.46-7.54 (m, 2H), 7.28-7.45 (m, 4H), 6.77 (s, 1H), 6.15 (d, J = 8.6 Hz, 1H), 4.71 (t, J = 7.1 Hz, 1H), 1.40 (d, J = 8.6 Hz, 3H).

Example 6: Preparation of (S)-4-((1-(2-phenylquinoline-3-yl)ethyl)amino)pyrido[2,3-d]pyrimidine-5(8H)-one



Step 1: Preparation of (S)-8-(4-methoxybenzyl)-4-((1-(2-phenylquinoline-3-yl)ethyl)amino)pyrido[2,3-d]pyrimidine-5(8H)-one

5 30 mg of (S)-8-(4-methoxybenzyl)-4-((1-(2-phenylquinoline-3-yl)ethyl)amino)pyrido[2,3-d]pyrimidine-5(8H)-one was prepared as a pale yellow solid by using 29 mg (0.117 mmol) of (S)-1-(2-phenylquinoline-3-yl)ethane-1-amine according to the same manner as described in step 7
10 of Example 1 (0.058 mmol, yield: 55%).

¹H NMR (300 MHz, CDCl₃) δ 10.94 (d, J = 6.5 Hz, 1H), 8.42-8.56 (m, 1H), 8.28 (d, J = 12.7 Hz, 2H), 7.38-8.17 (m, 9H), 7.21 (d, J = 8.6 Hz, 2H), 6.85 (d, J = 8.6 Hz, 2H), 6.30 (d, J = 7.6 Hz, 1H), 5.64-5.75 (m, 1H), 5.34 (d, J =
15 7.6 Hz, 2H), 3.78 (s, 3H), 1.49 (d, J = 7.1 Hz, 3H).

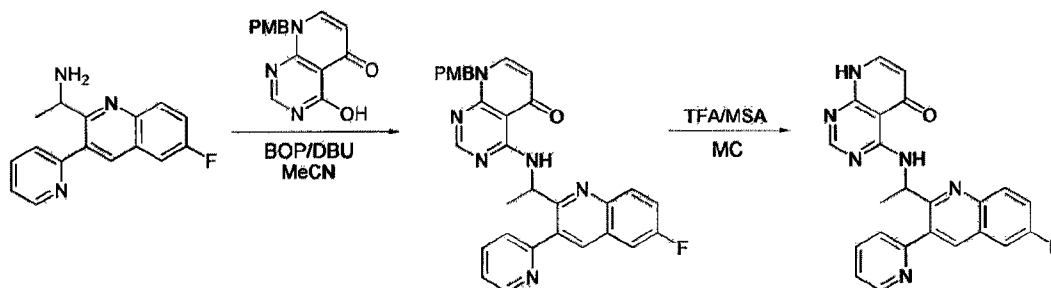
Step 2: Preparation of (S)-4-((1-(2-phenylquinoline-3-yl)ethyl)amino)pyrido[2,3-d]pyrimidine-5(8H)-one

20 mg of (S)-4-((1-(2-phenylquinoline-3-yl)ethyl)amino)pyrido[2,3-d]pyrimidine-5(8H)-one was prepared as a pale yellow solid by using 30 mg (0.058 mmol) of (S)-8-(4-methoxybenzyl)-4-((1-(2-phenylquinoline-3-

yl)ethyl)amino)pyrido[2,3-d]pyrimidine-5(8H)-one prepared in step 1 according to the same manner as described in step 8 of Example 1 (0.051 mmol, yield: 87%).

¹H NMR (300 MHz, CDCl₃) δ 10.78 (d, J = 8.0 Hz, 1H), 10.55 (brs, 1H), 8.24 (d, J = 6.7 Hz, 2H), 8.14 (d, J = 6.7 Hz, 1H), 7.64-7.84 (m, 4H), 7.41-7.55 (m, 5H), 6.34 (d, J = 7.4 Hz, 1H), 5.71 (q, J = 5.3 Hz, 6.6 Hz, 1H), 1.50 (d, J = 7.4 Hz, 3H).

10 Example 7: Preparation of 4-((1-(6-fluoro-3-(pyridine-2-yl)quinoline-2-yl)ethyl)amino)pyrido[2,3-d]pyrimidine-5(8H)-one



15 Step 1: Preparation of 4-((1-(6-fluoro-3-(pyridine-2-yl)quinoline-2-yl)ethyl)amino)-8-(4-methoxybenzyl)pyrido[2,3-d]pyrimidine-5(8H)-one

30 mg of 4-((1-(6-fluoro-3-(pyridine-2-yl)quinoline-2-yl)ethyl)amino)-8-(4-methoxybenzyl)pyrido[2,3-d]pyrimidine-5(8H)-one was prepared as a pale yellow solid by using 52 mg (0.194 mmol) of 1-(6-fluoro-3-(pyridine-2-yl)quinoline-2-yl)ethane-1-amine according to the same manner as described in step 7 of Example 1 (0.031 mmol, yield: 59%).

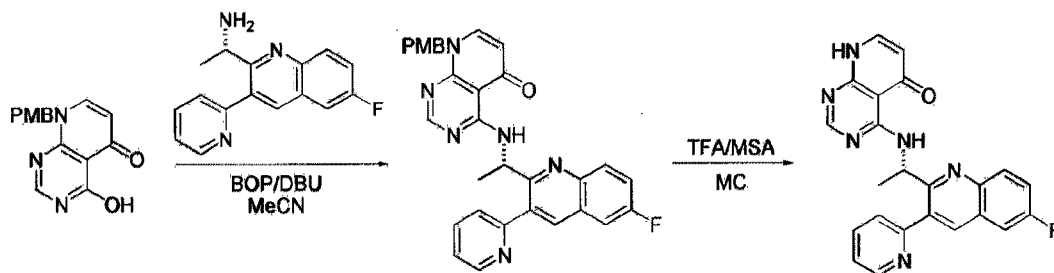
¹H NMR (300 MHz, CDCl₃) δ 11.61 (d, J = 6.7 Hz, 1H),
 8.79 (d, J = 3.6 Hz, 1H), 8.27-8.36 (m, 2H), 8.10 (s, 1H),
 7.82 (t, J = 6.5 Hz, 1H), 7.40-7.62 (m, 4H), 7.32-7.39 (m,
 1H), 7.19 (d, J = 7.9 Hz, 2H), 6.85 (d, J = 8.6 Hz, 2H),
 5 6.29 (d, J = 7.8 Hz, 1H), 6.03-6.14 (m, 1H), 5.33 (s, 2H),
 3.78 (s, 3H), 1.57 (d, J = 6.5 Hz, 3H).

Step 2: 4-((1-(6-fluoro-3-(pyridine-2-yl)quinoline-2-yl)ethyl)amino)pyrido[2,3-d]pyrimidine-5(8H)-one

10 22 mg of 4-((1-(6-fluoro-3-(pyridine-2-yl)quinoline-2-yl)ethyl)amino)pyrido[2,3-d]pyrimidine-5(8H)-one was prepared as a pale yellow solid by using 30 mg (0.056 mmol) of 4-((1-(6-fluoro-3-(pyridine-2-yl)quinoline-2-yl)ethyl)amino)-8-(4-methoxybenzyl)pyrido[2,3-d]pyrimidine-
 15 5(8H)-one prepared in step 1 according to the same manner as described in step 8 of Example 1 (0.053 mmol, yield: 95%).

¹H NMR (500 MHz, CDCl₃) δ 11.54 (d, J = 7.1 Hz, 1H),
 8.79 (d, J = 4.7 Hz, 1H), 8.30-8.35 (m, 1H), 8.21 (s, 1H),
 20 8.12 (s, 1H), 7.86 (t, J = 8.7 Hz, 1H), 7.59 (d, J = 8.1 Hz, 1H), 7.53 (t, J = 8.1 Hz, 1H), 7.46 (d, J = 7.6 Hz, 2H), 7.39 (t, J = 6.4 Hz, 1H), 6.32 (d, J = 7.6 Hz, 1H), 6.02-6.08 (m, 1H), 1.54 (d, J = 6.9 Hz, 3H).

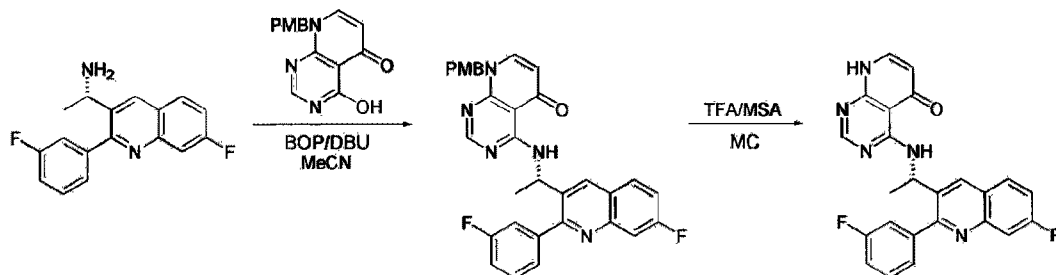
25 Example 7-1: Preparation of (S)-4-((1-(6-fluoro-3-(pyridine-2-yl)quinoline-2-yl)ethyl)amino)pyrido[2,3-d]pyrimidine-5(8H)-one



The target compound (S)-4-((1-(6-fluoro-3-(pyridine-2-yl)quinoline-2-yl)ethyl)amino)pyrido[2,3-d]pyrimidine-5(8H)-one was prepared by using tert-butyl (S)-1-(6-fluoro-3-(pyridine-2-yl)quinoline-2-yl)ethane-1-amine prepared in Preparative Example 21 according to the same manner as described in step 7 and step 8 of Example 1.

¹H NMR (500 MHz, CDCl₃) δ 11.54 (d, J = 7.1 Hz, 1H), 8.79 (d, J = 4.7 Hz, 1H), 8.30-8.35 (m, 1H), 8.21 (s, 1H), 8.12 (s, 1H), 7.86 (t, J = 8.7 Hz, 1H), 7.59 (d, J = 8.1 Hz, 1H), 7.53 (t, J = 8.1 Hz, 1H), 7.46 (d, J = 7.6 Hz, 2H), 7.39 (t, J = 6.4 Hz, 1H), 6.32 (d, J = 7.6 Hz, 1H), 6.02-6.08 (m, 1H), 1.54 (d, J = 6.9 Hz, 3H).

Example 8: Preparation of (S)-4-((1-(7-fluoro-2-(3-fluorophenyl)quinoline-3-yl)ethyl)amino)pyrido[2,3-d]pyrimidine-5(8H)-one



Step 1: Preparation of (S)-4-((1-(7-fluoro-2-(3-fluorophenyl)quinoline-3-yl)ethyl)amino)-8-(4-methoxybenzyl)pyrido[2,3-d]pyrimidine-5(8H)-one

40 mg of (S)-4-((1-(7-fluoro-2-(3-fluorophenyl)quinoline-3-yl)ethyl)amino)-8-(4-methoxybenzyl)pyrido[2,3-d]pyrimidine-5(8H)-one was prepared as a yellow solid by using 55 mg (0.194 mmol) of (S)-1-(7-fluoro-2-(3-fluorophenyl)quinoline-3-yl)ethane-1-amine according to the same manner as described in step 7 of Example 1 (0.073 mmol, yield: 40%).

¹H NMR (300 MHz, CDCl₃) δ 10.94 (d, J = 5.3 Hz, 1H), 8.32 (s, 1H), 8.27 (s, 1H), 7.71-7.84 (m, 2H), 7.40-7.55 (m, 4H), 7.27-7.36 (m, 1H), 7.21 (d, J = 8.7 Hz, 2H), 7.08-7.17 (m, 1H), 6.85 (d, J = 8.5 Hz, 2H), 6.31 (d, J = 7.5 Hz, 1H), 5.61-5.73 (m, 1H), 5.34 (d, J = 6.8 Hz, 2H), 3.78 (s, 3H), 1.49 (d, J = 6.9 Hz, 3H).

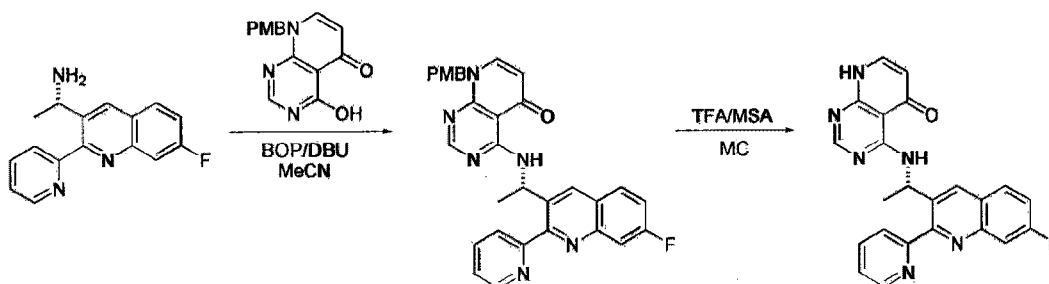
Step 2: Preparation of (S)-4-((1-(7-fluoro-2-(3-fluorophenyl)quinoline-3-yl)ethyl)amino)pyrido[2,3-d]pyrimidine-5(8H)-one

25 mg of (S)-4-((1-(7-fluoro-2-(3-fluorophenyl)quinoline-3-yl)ethyl)amino)pyrido[2,3-d]pyrimidine-5(8H)-one was prepared as a white solid by using 40 mg (0.073 mmol) of (S)-4-((1-(7-fluoro-2-(3-fluorophenyl)quinoline-3-yl)ethyl)amino)-8-(4-methoxybenzyl)pyrido[2,3-d]pyrimidine-5(8H)-one prepared in

step 1 according to the same manner as described in step 8 of Example 1 (0.058 mmol, yield: 80%).

¹H NMR (300 MHz, CDCl₃) δ 11.25 (brs, 1H), 10.84 (d, J = 7.2 Hz, 1H), 8.25 (d, J = 3.3 Hz, 2H), 7.71-7.84 (m, 2H), 7.42-7.56 (m, 4H), 7.28-7.36 (m, 1H), 7.11-7.19 (m, 1H), 6.35 (d, J = 7.2 Hz, 1H), 5.61-5.72 (m, 1H), 1.51 (d, J = 6.9 Hz, 3H).

Example 9: Preparation of (S)-4-(1-(7-fluoro-2-(pyridine-2-yl)quinoline-3-yl)ethylamino)pyrido[2,3-d]pyrimidine-5(8H)-one



Step 1: Preparation of (S)-4-(1-(7-fluoro-2-(pyridine-2-yl)quinoline-3-yl)ethyl)amino)-8-(4-methoxybenzyl)pyrido[2,3-d]pyrimidine-5(8H)-one

245 mg of (S)-4-(1-(7-fluoro-2-(pyridine-2-yl)quinoline-3-yl)ethyl)amino)-8-(4-methoxybenzyl)pyrido[2,3-d]pyrimidine-5(8H)-one was prepared as a pale yellow solid by using 212 mg (0.793 mmol) of (S)-1-(7-fluoro-2-(pyridine-2-yl)quinoline-3-yl)ethane-1-amine according to the same manner as described in step 7 of Example 1 (0.460 mmol, yield: 58%).

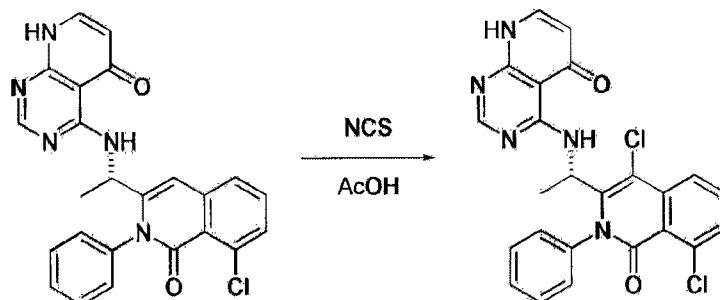
¹H NMR (300 MHz, CDCl₃) δ 10.99(d, J = 7.3 Hz, 1H), 8.75(d, J = 4.7 Hz, 1H), 8.33(s, 1H), 8.22(s, 1H), 7.99(d, J = 7.6 Hz, 1H), 7.72~7.88(m, 3H), 7.46(d, J = 7.6 Hz, 1H), 7.27~7.37(m, 2H), 7.18(d, J = 8.5 Hz, 2H), 6.83(d, J = 8.8 Hz, 2H), 6.27(d, J = 8.0 Hz, 1H), 6.07(q, J = 7.2 Hz, 6.4 Hz, 1H), 5.31(q, J = 14.8 Hz, 5.9 Hz, 2H), 3.76(s, 3H), 1.66(d, J = 6.7 Hz, 3H).

Step 2: Preparation of (S)-4-(1-(7-fluoro-2-(pyridine-2-yl)quinoline-3-yl)ethylamino)pyrido[2,3-d]pyrimidine-5(8H)-one

187 mg of (S)-4-(1-(7-fluoro-2-(pyridine-2-yl)quinoline-3-yl)ethylamino)pyrido[2,3-d]pyrimidine-5(8H)-one was prepared as a pale yellow solid by using 245 mg (0.460 mmol) of (S)-4-(1-(7-fluoro-2-(pyridine-2-yl)quinoline-3-yl)ethylamino)-8-(4-methoxybenzyl)pyrido[2,3-d]pyrimidine-5(8H)-one according to the same manner as described in step 8 of Example 1 (0.453 mmol, yield: 99%).

¹H NMR (500 MHz, CDCl₃) δ 11.26(br s, 1H), 10.93(d, J = 7.0 Hz, 1H), 8.82(d, J = 4.6 Hz, 1H), 8.35(s, 1H), 8.17(s, 1H), 8.03(d, J = 7.7 Hz, 1H), 7.86~7.93(m, 1H), 7.83~7.87(m, 1H), 7.77~7.81(m, 1H), 7.44(d, J = 7.7 Hz, 1H), 7.33~7.42(m, 2H), 6.31(d, J = 7.0 Hz, 1H), 6.12(q, J = 7.0 Hz, 7.0 Hz, 1H), 1.68(d, J = 6.8 Hz, 3H).

Example 10: Preparation of (S)-4-((1-(4,8-dichloro-1-oxo-2-phenyl-1,2-dihydroisoquinoline-3-yl)ethyl)amino)pyrido[2,3-d]pyrimidine-5(8H)-one



5 50 mg (0.113 mmol) of (S)-4-((1-(8-chloro-1-oxo-2-phenyl-1,2-dihydroisoquinoline-3-yl)ethyl)amino)pyrido[2,3-d]pyrimidine-5(8H)-one prepared in Example 5 was dissolved in 2 mL of acetic acid, to which 17 mg (0.124 mmol) of N-chlorosuccinimide (NCS) was added, followed by stirring at

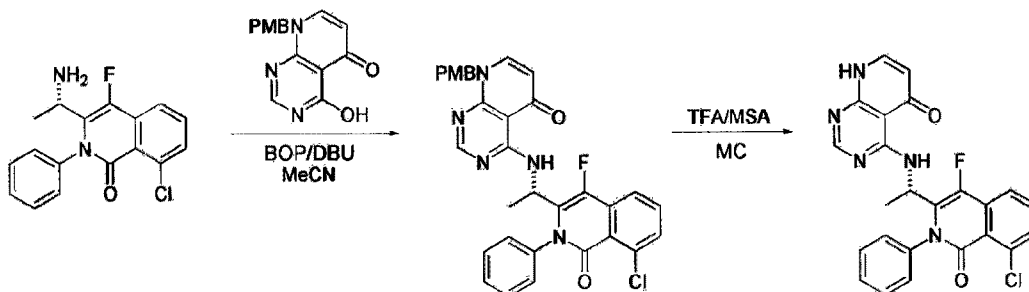
10 50°C for 15 hours. The reaction mixture was filtered under reduced pressure. Saturated sodiumbicarbonate aqueous solution was added thereto, followed by neutralization. Dichloromethane and water were added thereto, followed by extraction. The extracted organic layer was dried (Na₂SO₄),

15 filtered, and concentrated under reduced pressure. The residue was separated by column chromatography (SiO₂, eluent: dichloromethane/methanol, 30/1 -> dichloromethane/methanol, 10/1) to give 25 mg of the target compound (S)-4-((1-(4,8-dichloro-1-oxo-2-phenyl-1,2-

20 dihydroisoquinoline-3-yl)ethyl)amino)pyrido[2,3-d]pyrimidine-5(8H)-one as a pale yellow solid (0.052 mmol, yield: 46%).

^1H NMR (300 MHz, CDCl_3) δ 10.99 (d, $J = 4.8$ Hz, 1H), 8.25 (s, 1H), 7.95 (dd, $J = 1.9$ Hz, $J = 7.5$ Hz, 1H), 7.75 (d, $J = 7.8$ Hz, 1H), 7.46-7.62 (m, 6H), 7.20 (d, $J = 6.7$ Hz, 1H), 6.3 (d, $J = 7.5$ Hz, 1H), 5.04 (t, $J = 67.2$ Hz, 1H), 1.67 (d, $J = 7.2$ Hz, 3H).

Example 11: Preparation of (S)-4-((1-(8-chloro-4-fluoro-1-oxo-2-phenyl-1,2-dihydroisoquinoline-3-yl)ethyl)amino)pyrido[2,3-d]pyrimidine-5(8H)-one



Step 1: Preparation of (S)-4-((1-(8-chloro-4-fluoro-1-oxo-2-phenyl-1,2-dihydroisoquinoline-3-yl)ethyl)amino)-8-(4-methoxybenzyl)pyrido[2,3-d]pyrimidine-5(8H)-one

5 mg of (S)-4-((1-(8-chloro-4-fluoro-1-oxo-2-phenyl-1,2-dihydroisoquinoline-3-yl)ethyl)amino)-8-(4-methoxybenzyl)pyrido[2,3-d]pyrimidine-5(8H)-one was prepared as a white solid by using 25 mg (0.079 mmol) of (S)-3-(1-aminoethyl)-8-chloro-4-fluoro-2-phenylisoquinoline-1(2H)-one according to the same manner as described in step 7 of Example 1 (0.009 mmol, yield: 11%).

^1H NMR (300 MHz, CDCl_3) δ 10.96 (d, $J = 7.8$ Hz, 1H), 8.32 (s, 1H), 7.7.68 (t, $J = 6.5$ Hz, 2H), 7.43-7.62 (m,

7H), 7.19 (d, J = 8.8 Hz, 2H), 6.84 (d, J = 9.0 Hz, 2H), 6.27 (d, J = 7.8 Hz, 1H), 5.33 (q, J = 12.6 Hz, J = 9.1 Hz, 2H), 4.95 (q, J = 5.2 Hz, 6.5 Hz, 1H), 3.77 (s, 3H), 1.60 (d, J = 6.5 Hz, 3H).

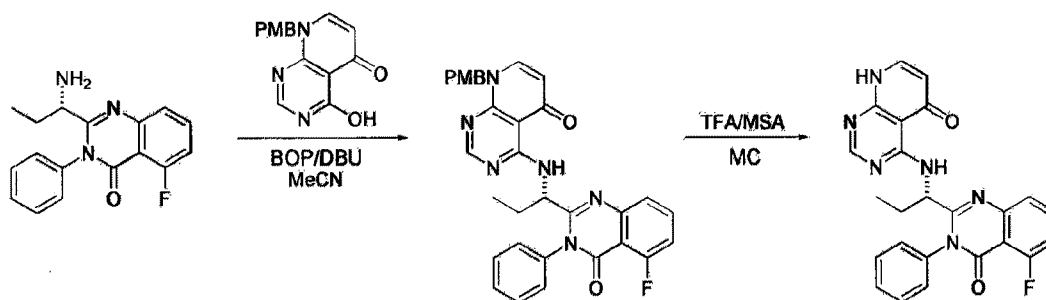
5

Step 2: Preparation of (S)-4-((1-(8-chloro-4-fluoro-1-oxo-2-phenyl-1,2-dihydroisoquinoline-3-yl)ethyl)amino)pyrido[2,3-d]pyrimidine-5(8H)-one

2 mg of (S)-4-((1-(8-chloro-4-fluoro-1-oxo-2-phenyl-1,2-dihydroisoquinoline-3-yl)ethyl)amino)pyrido[2,3-d]pyrimidine-5(8H)-one was prepared as a white solid by using 5 mg (0.009 mmol) of (S)-4-((1-(8-chloro-4-fluoro-1-oxo-2-phenyl-1,2-dihydroisoquinoline-3-yl)ethyl)amino)-8-(4-methoxybenzyl)pyrido[2,3-d]pyrimidine-5(8H)-one prepared in step 1 according to the same manner as described in step 8 of Example 1 (0.004 mmol, yield: 50%).

¹H NMR (500 MHz, CDCl₃) δ 10.82 (d, J = 6.2 Hz, 1H), 8.22 (s, 1H), 7.71 (d, J = 6.2 Hz, 1H), 7.46-7.66 (m, 7H), 7.21-7.24 (m, 1H), 6.31 (d, J = 7.3 Hz, 1H), 4.96 (q, J = 4.9 Hz, 6.2 Hz, 1H), 1.61 (d, J = 7.3 Hz, 3H).

Example 12: Preparation of (S)-4-((1-(5-fluoro-4-oxo-3-phenyl-3,4-dihydroquinazoline-2-yl)propyl)amino)pyrido[2,3-d]pyrimidine-5(8H)-one



Step 1: Preparation of (S)-4-((1-(5-fluoro-4-oxo-3-phenyl-3,4-dihydroquinazoline-2-yl)propyl)amino)-8-(4-methoxybenzyl)pyrido[2,3-d]pyrimidine-5(8H)-one

5 60 mg of (S)-4-((1-(5-fluoro-4-oxo-3-phenyl-3,4-dihydroquinazoline-2-yl)propyl)amino)-8-(4-methoxybenzyl)pyrido[2,3-d]pyrimidine-5(8H)-one was prepared as a white solid by using 58 mg (0.194 mmol) of (S)-2-(1-aminopropyl)-5-fluoro-3-phenylquinazoline-4(3H)-one according to the same manner as described in step 7 of Example 1 (0.107 mmol, yield: 60%).

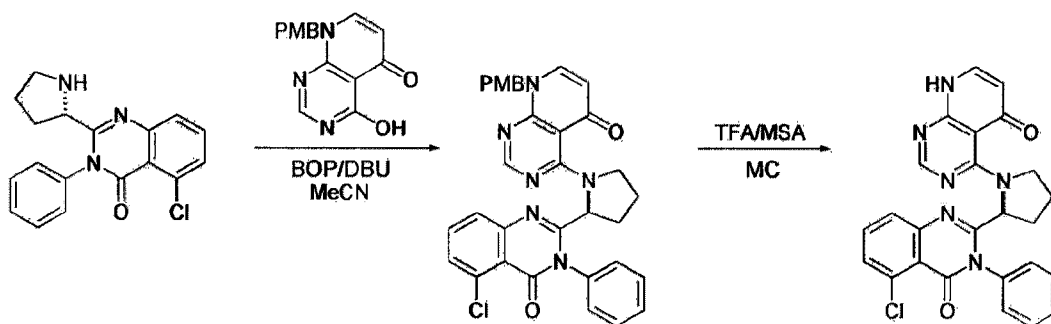
¹H NMR (300 MHz, CDCl₃) δ 10.96 (d, J = 5.9 Hz, 1H), 8.28 (s, 1H), 7.43-7.73 (m, 8H), 7.32 (d, J = 6.5 Hz, 1H), 7.21 (d, J = 8.3 Hz, 2H), 7.15 (d, J = 9.7 Hz, 1H), 6.85 (d, J = 7.6 Hz, 2H), 6.23-6.37 (m, 1H), 5.34 (s, 2H), 4.96-5.07 (m, 1H), 3.77 (s, 3H), 1.75-1.99 (m, 2H), 0.88 (t, J = 7.0 Hz, 3H).

Step 2: Preparation of (S)-4-((1-(5-fluoro-4-oxo-3-phenyl-3,4-dihydroquinazoline-2-yl)propyl)amino)pyrido[2,3-d]pyrimidine-5(8H)-one

33 mg of (S)-4-((1-(5-fluoro-4-oxo-3-phenyl-3,4-dihydroquinazoline-2-yl)propyl)amino)pyrido[2,3-d]pyrimidine-5(8H)-one was prepared as a pale brown solid by using 60 mg (0.107 mmol) of (S)-4-((1-(5-fluoro-4-oxo-3-phenyl-3,4-dihydroquinazoline-2-yl)propyl)amino)-8-(4-methoxybenzyl)pyrido[2,3-d]pyrimidine-5(8H)-one prepared in step 1 according to the same manner as described in step 8 of Example 1 (0.075 mmol, yield: 88%).

¹H NMR (300 MHz, CDCl₃) δ 11.88 (brs, 1H), 10.90 (d, J = 7.3 Hz, 1H), 8.20 (s, 1H), 7.41-7.70 (m, 7H), 7.33 (d, J = 7.0 Hz, 1H), 7.09 (t, J = 8.2 Hz, 1H), 6.34 (d, J = 7.6 Hz, 1H), 4.99-5.09 (m, 1H), 1.78-2.00 (m, 2H), 0.89 (t, J = 7.6 Hz, 3H).

15 Example 13: Preparation of (S)-4-(2-(5-chloro-4-oxo-3-phenyl-3,4-dihydroquinazoline-2-yl)pyrrolidine-1-yl)pyrido[2,3-d]pyrimidine-5(8H)-one



20 Step 1: Preparation of (S)-4-(2-(5-chloro-4-oxo-3-phenyl-3,4-dihydroquinazoline-2-yl)pyrrolidine-1-yl)-8-(4-methoxybenzyl)pyrido[2,3-d]pyrimidine-5(8H)-one

60 mg of (S)-4-(2-(5-chloro-4-oxo-3-phenyl-3,4-dihydroquinazoline-2-yl)pyrrolidine-1-yl)-8-(4-methoxybenzyl)pyrido[2,3-d]pyrimidine-5(8H)-one was prepared as a pale yellow solid by using 63 mg (0.194 mmol) of (S)-5-chloro-3-phenyl-2-(pyrrolidine-2-yl)quinazoline-4(3H)-one according to the same manner as described in step 7 of Example 1 (0.102 mmol, yield: 58%).

¹H NMR (300 MHz, CDCl₃) δ 8.21 (s, 1H), 7.71-7.78 (m, 1H), 7.45-7.65 (m, 8H), 7.37-7.44 (m, 3H), 7.19 (d, J = 6.8 Hz, 2H), 6.83 (d, J = 8.3 Hz, 2H), 6.23 (d, J = 7.5 Hz, 1H), 5.39 (d, J = 15.0 Hz, 1H), 5.23 (d, J = 14.3 Hz, 1H), 4.74-4.83 (m, 1H), 3.82-3.95 (m, 1H), 3.63-3.74 (m, 1H), 2.23-2.36 (m, 1H), 2.06-2.16 (m, 2H), 1.71-1.86 (m, 1H).

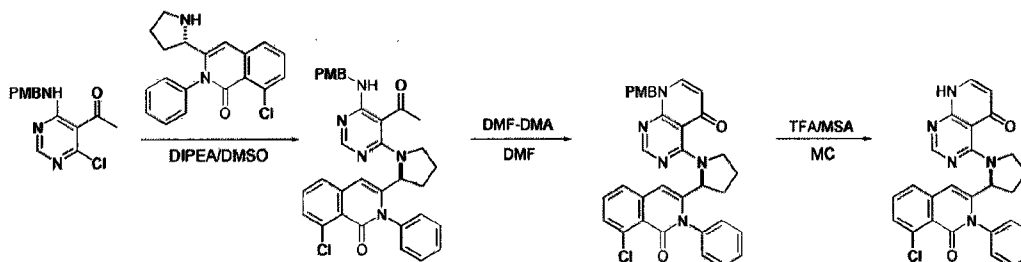
15 Step 2: Preparation of (S)-4-(2-(5-chloro-4-oxo-3-phenyl-3,4-dihydroquinazoline-2-yl)pyrrolidine-1-yl)pyrido[2,3-d]pyrimidine-5(8H)-one

36 mg of (S)-4-(2-(5-chloro-4-oxo-3-phenyl-3,4-dihydroquinazoline-2-yl)pyrrolidine-1-yl)pyrido[2,3-d]pyrimidine-5(8H)-one was prepared as a pale yellow solid by using 60 mg (0.102 mmol) of (S)-4-(2-(5-chloro-4-oxo-3-phenyl-3,4-dihydroquinazoline-2-yl)pyrrolidine-1-yl)-8-(4-methoxybenzyl)pyrido[2,3-d]pyrimidine-5(8H)-one prepared in step 1 according to the same manner as described in step 8 of Example 1 (0.076 mmol, yield: 75%).

¹H NMR (500 MHz, CDCl₃) δ 10.28(br s, 1H), 8.15 (s, 1H), 7.75 (d, J = 8.1 Hz, 1H), 7.49-7.65 (m, 5H), 7.41-7.47

(m, 3H), 6.28 (d, $J = 7.8$ Hz, 1H), 4.87 (t, $J = 6.5$ Hz, 1H), 3.90-3.97 (m, 1H), 3.81-3.87 (m, 1H), 2.32-2.41 (m, 1H), 2.09-2.16 (m, 2H), 1.86-1.92 (m, 1H).

5 Example 14: Preparation of (S)-4-(2-(8-chloro-1-oxo-2-phenyl-1,2-dihydroisoquinoline-3-yl)pyrrolidine-1-yl)pyrido[2,3-d]pyrimidine-5(8H)-one



10 Step 1: Preparation of (S)-3-(1-(5-acetyl-6-((4-methoxybenzyl)amino)pyrimidine-4-yl)pyrrolidine-2-yl)-8-chloro-2-phenylisoquinoline-1(2H)-one

180 mg of (S)-3-(1-(5-acetyl-6-((4-methoxybenzyl)amino)pyrimidine-4-yl)pyrrolidine-2-yl)-8-chloro-2-phenylisoquinoline-1(2H)-one was prepared as a
 15 pale yellow solid by using 100 mg (0.343 mmol) of 1-(4-chloro-6-((4-methoxybenzyl)amino)pyrimidin-5-yl)ethan-1-one prepared in step 4 of Example 1 and 122 mg (0.377 mmol) of (S)-8-chloro-2-phenyl-3-(pyrrolidine-2-yl)isoquinoline-1(2H)-one according to the same manner as described in step
 20 1 of Example 5 (0.310 mmol, yield: 91%).

^1H NMR (300 MHz, CDCl_3) δ 8.61 (t, $J = 3.4$ Hz, 1H), 8.10 (s, 1H), 7.72 (d, $J = 5.2$ Hz, 1H), 7.38-7.63 (m, 5H), 7.27-7.33 (m, 2H), 7.23 (d, $J = 8.3$ Hz, 2H), 6.84 (d, $J =$

8.3 Hz, 2H), 6.49 (s, 1H), 4.82-4.90 (m, 1H), 4.63-4.72 (m, 1H), 4.46-4.55 (m, 1H), 3.78 (s, 3H), 3.70-3.76 (m, 1H), 3.25 (t, J = 9.0 Hz, 1H), 2.53 (s, 3H), 2.03-2.14 (m, 1H), 1.87-2.01 (m, 1H), 1.75-1.87 (m, 1H), 1.57 (m, 1H).

5

Step 2: Preparation of (S)-4-(2-(8-chloro-1-oxo-2-phenyl-1,2-dihydroisoquinoline-3-yl)pyrrolidine-1-yl)-8-(4-methoxybenzyl)pyrido[2,3-d]pyrimidine-5(8H)-one

70 mg of (S)-4-(2-(8-chloro-1-oxo-2-phenyl-1,2-
 10 dihydroisoquinoline-3-yl)pyrrolidine-1-yl)-8-(4-methoxybenzyl)pyrido[2,3-d]pyrimidine-5(8H)-one was prepared as a pale yellow solid by using 180 mg (0.310 mmol) of (S)-3-(1-(5-acetyl-6-((4-methoxybenzyl)amino)pyrimidine-4-yl)pyrrolidine-2-yl)-8-
 15 chloro-2-phenylisoquinoline-1(2H)-one prepared in step 1 according to the same manner as described in step 2 of Example 5 (0.119 mmol, yield: 38%).

¹H NMR (300 MHz, CDCl₃) δ 8.36 (s, 1H), 7.71 (t, J = 6.6 Hz, 1H), 7.43-7.65 (m, 6H), 7.30-7.42 (m, 4H), 7.23 (d, J = 7.3 Hz, 2H), 6.71 (brs, 1H), 6.25 (d, J = 7.3 Hz, 1H), 5.26-5.42 (m, 2H), 4.97 (t, J = 7.3 Hz, 1H), 4.30-4.43 (m, 1H), 2.94-3.06 (m, 1H), 1.82-2.12 (m, 4H).

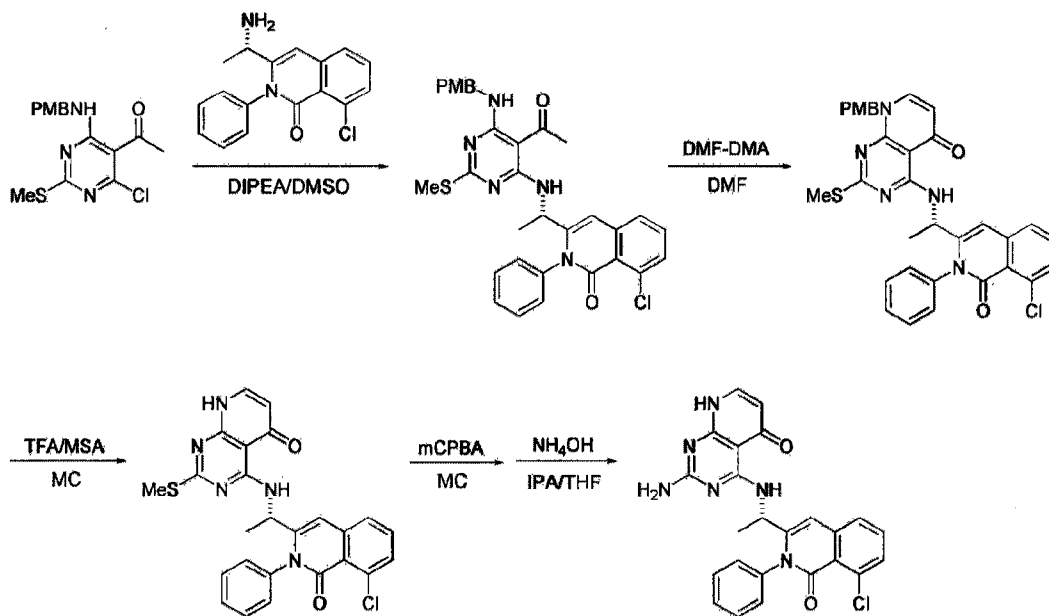
Step 3: Preparation of (S)-4-(2-(8-chloro-1-oxo-2-phenyl-1,2-dihydroisoquinoline-3-yl)pyrrolidine-1-yl)pyrido[2,3-d]pyrimidine-5(8H)-one

25

48 mg of (S)-4-(2-(8-chloro-1-oxo-2-phenyl-1,2-dihydroisoquinoline-3-yl)pyrrolidine-1-yl)pyrido[2,3-d]pyrimidine-5(8H)-one was prepared as a pale yellow solid by using 70 mg (0.119 mmol) of (S)-4-(2-(8-chloro-1-oxo-2-phenyl-1,2-dihydroisoquinoline-3-yl)pyrrolidine-1-yl)-8-(4-methoxybenzyl)pyrido[2,3-d]pyrimidine-5(8H)-one prepared in step 2 according to the same manner as described in step 8 of Example 1 (0.102 mmol, yield: 86%).

¹H NMR (300 MHz, CDCl₃) δ 11.17 (brs, 1H), 8.29 (s, 1H), 7.43-7.73 (m, 5H), 7.29-7.42 (m, 4H), 6.66 (s, 1H), 6.29 (d, J = 8.6 Hz, 1H), 4.98 (t, J = 7.3 Hz, 1H), 4.34-4.49 (m, 1H), 3.05-3.18 (m, 1H), 1.82-2.15 (m, 3H), 1.74 (brs, 1H).

Example 15: Preparation of (S)-2-amino-4-((1-(8-chloro-1-oxo-2-phenyl-1,2-dihydroisoquinoline-3-yl)ethyl)amino)pyrido[2,3-d]pyrimidine-5(8H)-one



Step 1: Preparation of (S)-3-(1-((5-acetyl-6-((4-methoxybenzyl)amino)-2-(methylthio)pyrimidine-4-yl)amino)ethyl)-8-chloro-2-phenylisoquinoline-1(2H)-one

1.5 g of (S)-3-(1-((5-acetyl-6-((4-methoxybenzyl)amino)-2-(methylthio)pyrimidine-4-yl)amino)ethyl)-8-chloro-2-phenylisoquinoline-1(2H)-one was prepared as a pale yellow solid by using 920 mg (2.723 mmol) of 1-(4-chloro-6-((4-methoxybenzyl)amino)-2-(methylthio)pyrimidine-5-yl)ethane-1-one and 895 mg (2.996 mmol) of (S)-3-(1-aminoethyl)-8-chloro-2-phenylisoquinoline-1(2H)-one according to the same manner as described in step 1 of Example 5 (2.199 mmol, yield: 92%).

¹H NMR (300 MHz, CDCl₃) δ 8.71 (d, J = 6.7 Hz, 1H), 7.56-7.63 (m, 1H), 7.38-7.55 (m, 6H), 7.27-7.38 (m, 2H), 7.20-7.26 (m, 2H), 6.87 (d, J = 8.9 Hz, 2H), 6.53 (brs, 1H),

6.47 (s, 1H), 4.91 (t, J = 7.7 Hz, 1H), 4.67 (d, J = 4.5 Hz, 2H), 3.80 (s, 3H), 3.51 (s, 3H), 3.37 (s, 3H), 1.35 (d, J = 6.7 Hz, 3H).

5 Step 2: Preparation of (S)-4-((1-(8-chloro-1-oxo-2-phenyl-1,2-dihydroisoquinoline-3-yl)ethyl)amino)-8-(4-methoxybenzyl)-2-(methylthio)pyrido[2,3-d]pyrimidine-5(8H)-one

90 mg of (S)-4-((1-(8-chloro-1-oxo-2-phenyl-1,2-dihydroisoquinoline-3-yl)ethyl)amino)-8-(4-methoxybenzyl)pyrido[2,3-d]pyrimidine-5(8H)-one was prepared as a white solid by using 700 mg (1.166 mmol) of (S)-3-(1-((5-acetyl-6-((4-methoxybenzyl)amino)-2-(methylthio)pyrimidine-4-yl)amino)ethyl)-8-chloro-2-phenylisoquinoline-1(2H)-one prepared in step 1 according to the same manner as described in step 2 of Example 5 (0.160 mmol, yield: 44%).

¹H NMR (300 MHz, CDCl₃) δ 10.71 (d, J = 6.9 Hz, 1H), 8.30 (s, 1H), 7.47-7.57 (m, 3H), 7.29-7.47 (m, 6H), 7.23 (d, J = 8.3 Hz, 2H), 6.87 (d, J = 8.3 Hz, 2H), 6.59 (s, 1H), 6.30 (d, J = 8.3 Hz, 1H), 5.35 (s, 2H), 4.93 (t, J = 6.9 Hz, 1H), 3.78 (s, 3H), 1.45 (d, J = 6.9 Hz, 3H).

25 Step 3: Preparation of (S)-4-((1-(8-chloro-1-oxo-2-phenyl-1,2-dihydroisoquinoline-3-yl)ethyl)amino)-2-(methylthio)pyrido[2,3-d]pyrimidine-5(8H)-one

195 mg of (S)-4-((1-(8-chloro-1-oxo-2-phenyl-1,2-dihydroisoquinoline-3-yl)ethyl)amino)-2-

(methylthio)pyrido[2,3-d]pyrimidine-5(8H)-one was prepared as a white solid by using 249 mg (0.408 mmol) of (S)-4-((1-

5 (8-chloro-1-oxo-2-phenyl-1,2-dihydroisoquinoline-3-yl)ethyl)amino)-8-(4-methoxybenzyl)-2-

(methylthio)pyrido[2,3-d]pyrimidine-5(8H)-one prepared in step 2 according to the same manner as described in step 8 of Example 1 (0.398 mmol, yield: 98%).

10 ¹H NMR (300 MHz, DMSO-d₆) δ 10.56 (d, J = 6.6 Hz, 1H), 7.58-7.72 (m, 3H), 7.47-7.57 (m, 2H), 7.34-7.46 (m, 2H), 7.29 (d, J = 3.2 Hz, 2H), 6.77 (s, 1H), 6.07 (d, J = 6.6 Hz, 1H), 4.74 (t, J = 7.7 Hz, 1H), 2.34 (s, 3H), 1.39 (d, J = 6.6 Hz, 3H).

15

Step 4: Preparation of (S)-2-amino-4-((1-(8-chloro-1-oxo-2-phenyl-1,2-dihydroisoquinoline-3-yl)ethyl)amino)pyrido[2,3-d]pyrimidine-5(8H)-one

100 mg (0.204 mmol) of (S)-4-((1-(8-chloro-1-oxo-2-phenyl-1,2-dihydroisoquinoline-3-yl)ethyl)amino)-2-

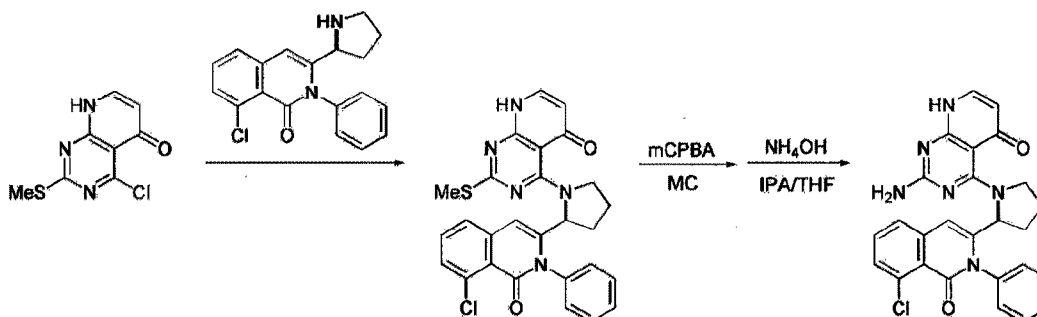
20 (methylthio)pyrido[2,3-d]pyrimidine-5(8H)-one prepared in step 3 was dissolved in 7 mL of dichloromethane:methanol (2:5), to which 70 mg (0.408 mmol) of 3-chloroperoxybenzoic acid (mCPBA) was added at 0°C, followed by stirring at room

25 temperature for 30 minutes. Water was added to the reaction mixture, followed by extraction with ethyl acetate. The extract was washed with saturated

sodiumbicarbonate solution. The organic layer was separated, dried (Na_2SO_4), and concentrated. The obtained compound was dissolved in 5 mL of tetrahydrofuran:isopropanol (1:1), to which 2 mL of 28% ammonia water was added, followed by stirring at 50°C for 10 hours. The reaction mixture was cooled down to room temperature. Water was added to the reaction mixture, followed by extraction with ethyl acetate. The extracted organic layer was dried (Na_2SO_4) and concentrated. The obtained compound was separated by column chromatography (SiO_2 , eluent: 2% methanol dichloromethane/methanol, 50/1 - > dichloromethane/methanol, 20/1) to give 49 mg of the target compound (S)-2-amino-4-((1-(8-chloro-1-oxo-2-phenyl-1,2-dihydroisoquinoline-3-yl)ethyl)amino)pyrido[2,3-d]pyrimidine-5(8H)-one as a white solid (0.107 mmol, yield: 52%).

^1H NMR (300 MHz, CDCl_3) δ 10.48 (d, J = 5.9 Hz, 1H), 7.28-7.55 (m, 8H), 7.22 (d, J = 7.3 Hz, 1H), 6.60 (s, 1H), 6.07 (d, J = 7.3 Hz, 1H), 4.99 (brs, 2H), 4.83 (t, J = 7.3 Hz, 1H), 1.40 (d, J = 7.3 Hz, 3H).

Example 16: Preparation of (S)-2-amino-4-(2-(8-chloro-1-oxo-2-phenyl-1,2-dihydroisoquinoline-3-yl)pyrrolidine-1-yl)pyrido[2,3-d]pyrimidine-5(8H)-one



Step 1: Preparation of (S)-4-(2-(8-chloro-1-oxo-2-phenyl-1,2-dihydroisoquinoline-3-yl)pyrrolidine-1-yl)-2-(methylthio)pyrido[2,3-d]pyrimidine-5(8H)-one

42 mg of (S)-4-(2-(8-chloro-1-oxo-2-phenyl-1,2-dihydroisoquinoline-3-yl)pyrrolidine-1-yl)-2-(methylthio)pyrido[2,3-d]pyrimidine-5(8H)-one was prepared as a white solid by using 25 mg (0.11 mmol, 1.1 equivalent) of 4-chloro-2-(methylthio)pyrido[2,3-d]pyrimidine-5(8H)-one and 33 mg (0.10 mmol) of (S)-8-chloro-2-phenyl-3-(pyrrolidine-2-yl)isoquinoline-1(2H)-one according to the same manner as described in step 1 of Example 15 (0.081 mmol, yield: 81%).

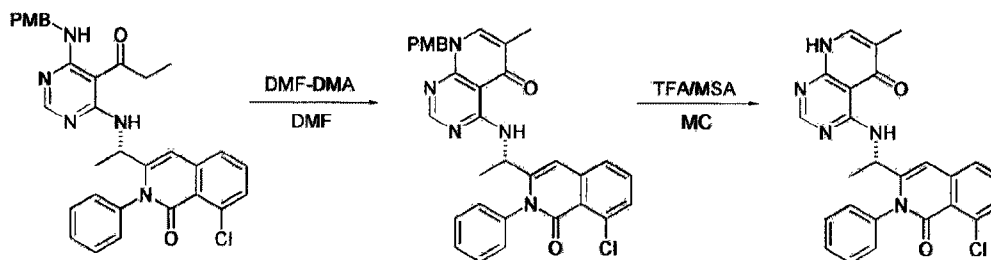
¹H NMR (300 MHz, CDCl₃) δ 11.55 (s, -NH), 8.08 (s, 1H), 7.85-7.83 (m, 1H), 7.69-7.64 (m, 1H), 7.69-7.33 (m, 7H), 6.63 (s, 1H), 5.02-4.96 (m, 1H), 4.40-4.31 (m, 1H), 3.18-3.12 (m, 1H), 2.57 (s, 3H), 2.12-1.98 (m, 2H), 1.87-1.81 (m, 1H), 1.64-1.55 (m, 1H).

Step 2: Preparation of (S)-2-amino-4-(2-(8-chloro-1-oxo-2-phenyl-1,2-dihydroisoquinoline-3-yl)pyrrolidine-1-yl)pyrido[2,3-d]pyrimidine-5(8H)-one

23 mg of (S)-2-amino-4-(2-(8-chloro-1-oxo-2-phenyl-1,2-dihydroisoquinoline-3-yl)pyrrolidine-1-yl)pyrido[2,3-d]pyrimidine-5(8H)-one was prepared as a white solid by using 35 mg (0.068 mmol) of (S)-4-(2-(8-chloro-1-oxo-2-phenyl-1,2-dihydroisoquinoline-3-yl)pyrrolidine-1-yl)-2-(methylthio)pyrido[2,3-d]pyrimidine-5(8H)-one according to the same manner as described in step 4 of Example 15 (0.047 mmol, yield: 70%).

¹H NMR (300 MHz, CDCl₃) : 8.76 (br s, 1H), 7.81-7.20 (m, 9H), 6.73 (s, 1H), 6.19 (d, J = 7.5 Hz, 1H), 5.02-4.95 (m, 1H), 4.75 (br s, 2H), 4.44-4.31 (m, 1H), 3.20-3.10 (m, 1H), 2.57 (s, 3H), 2.10-1.40 (m, 4H).

Example 17: Preparation of (S)-4-((1-(8-chloro-1-oxo-2-phenyl-1,2-dihydroisoquinoline-3-yl)ethyl)amino)-6-methylpyrido[2,3-d]pyrimidine-5(8H)-one



Step 1: Preparation of (S)-4-((1-(8-chloro-1-oxo-2-phenyl-1,2-dihydroisoquinoline-3-yl)ethyl)amino)-8-(4-methoxybenzyl)-6-methylpyrido[2,3-d]pyrimidine-5(8H)-one

168 mg of (S)-4-((1-(8-chloro-1-oxo-2-phenyl-1,2-dihydroisoquinoline-3-yl)ethyl)amino)-8-(4-methoxybenzyl)-6-methylpyrido[2,3-d]pyrimidine-5(8H)-one was prepared as a

white solid by using 300 mg (0.528 mmol) of (S)-8-chloro-3-(1-((6-((4-methoxybenzyl)amino)-5-propionylpyrimidine-4-yl)amino)ethyl)-2-phenylisoquinoline-1(2H)-one according to the same manner as described in step 2 of Example 5 (0.291 mmol, yield: 55%).

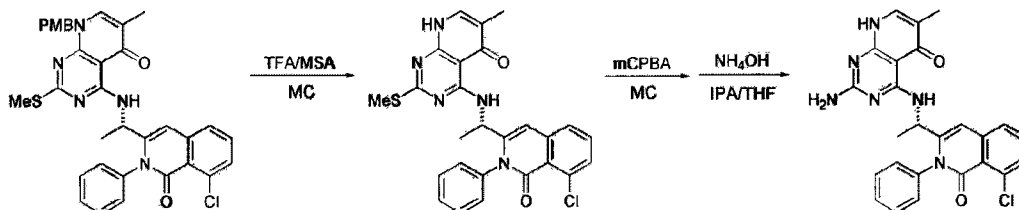
¹H NMR (300 MHz, CDCl₃) δ 10.87 (d, J = 7.3 Hz, 1H), 8.28 (s, 1H), 7.29-7.57 (m, 9H), 7.22 (d, J = 8.3 Hz, 2H), 6.86 (d, J = 8.3 Hz, 2H), 6.60 (s, 1H), 5.36 (s, 2H), 4.93 (t, J = 6.3 Hz, 1H), 3.79 (s, 3H), 2.06 (s, 3H), 1.46 (d, J = 7.3 Hz, 3H).

Step 2: Preparation of (S)-4-((1-(8-chloro-1-oxo-2-phenyl-1,2-dihydroisoquinoline-3-yl)ethyl)amino)-6-methylpyrido[2,3-d]pyrimidine-5(8H)-one

120 mg of (S)-4-((1-(8-chloro-1-oxo-2-phenyl-1,2-dihydroisoquinoline-3-yl)ethyl)amino)-6-methylpyrido[2,3-d]pyrimidine-5(8H)-one was prepared as a white solid by using 168 mg (0.291 mmol) of (S)-4-((1-(8-chloro-1-oxo-2-phenyl-1,2-dihydroisoquinoline-3-yl)ethyl)amino)-8-(4-methoxybenzyl)-6-methylpyrido[2,3-d]pyrimidine-5(8H)-one prepared in step 1 according to the same manner as described in step 8 of Example 1 (0.262 mmol, yield: 90%).

¹H NMR (300 MHz, DMSO-d₆) δ 10.69 (d, J = 5.0 Hz, 1H), 8.15 (s, 1H), 7.77 (s, 1H), 7.57-7.69 (m, 2H), 7.30-7.56 (m, 7H), 6.76 (s, 1H), 4.64-4.73 (m, 1H), 1.92 (s, 3H), 1.40 (d, J = 6.0 Hz, 3H).

Example 18: Preparation of (S)-2-amino-4-((1-(8-chloro-1-oxo-2-phenyl-1,2-dihydroisoquinoline-3-yl)ethyl)amino)-6-methylpyrido[2,3-d]pyrimidine-5(8H)-one



5 Step 1: Preparation of (S)-4-((1-(8-chloro-1-oxo-2-phenyl-1,2-dihydroisoquinoline-3-yl)ethyl)amino)-6-methyl-2-(methylthio)pyrido[2,3-d]pyrimidine-5(8H)-one

110 mg of (S)-4-((1-(8-chloro-1-oxo-2-phenyl-1,2-dihydroisoquinoline-3-yl)ethyl)amino)-6-methyl-2-(methylthio)pyrido[2,3-d]pyrimidine-5(8H)-one was prepared as a white solid by using 150 mg (0.240 mmol) of (S)-4-((1-(8-chloro-1-oxo-2-phenyl-1,2-dihydroisoquinoline-3-yl)ethyl)amino)-8-(4-methoxybenzyl)-6-methyl-2-(methylthio)pyrido[2,3-d]pyrimidine-5(8H)-one according to
15 the same manner as described in step 8 of Example 1 (0.218 mmol, yield: 91%).

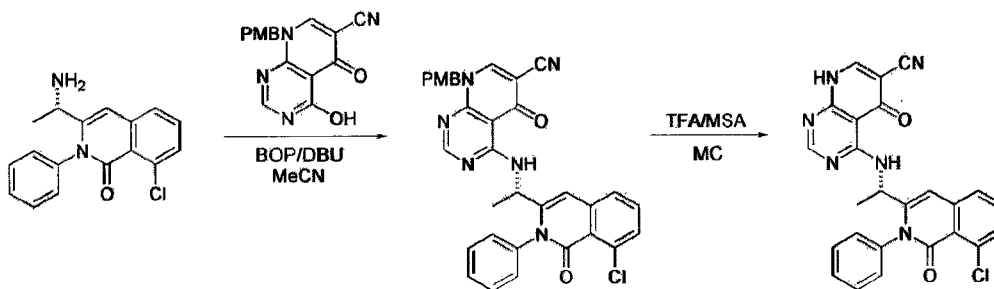
¹H NMR (300 MHz, CDCl₃) δ 10.97 (brs, 1H), 10.82 (d, J = 7.4 Hz, 1H), 7.28-7.60 (m, 9H), 6.67 (s, 1H), 5.11 (t, J = 7.4 Hz, 1H), 2.38 (s, 3H), 2.06 (s, 3H), 1.48 (d, J = 7.4
20 Hz, 3H).

Step 2: Preparation of (S)-2-amino-4-((1-(8-chloro-1-oxo-2-phenyl-1,2-dihydroisoquinoline-3-yl)ethyl)amino)-6-methylpyrido[2,3-d]pyrimidine-5(8H)-one

84 mg of (S)-2-amino-4-((1-(8-chloro-1-oxo-2-phenyl-1,2-dihydroisoquinoline-3-yl)ethyl)amino)-6-methylpyrido[2,3-d]pyrimidine-5(8H)-one was prepared as a white solid by using 110 mg (0.218 mmol) of (S)-4-((1-(8-chloro-1-oxo-2-phenyl-1,2-dihydroisoquinoline-3-yl)ethyl)amino)-6-methyl-2-(methylthio)pyrido[2,3-d]pyrimidine-5(8H)-one prepared in step 1 according to the same manner as described in step 4 of Example 15 (0.178 mmol, yield: 81%).

¹H NMR (300 MHz, CDCl₃) δ 10.67 (d, J = 5.9 Hz, 1H), 7.29-7.59 (m, 8H), 7.20 (s, 1H), 6.61 (s, 1H), 4.78-4.93 (m, 3H), 1.99 (s, 3H), 1.41 (d, J = 7.3 Hz, 3H).

Example 19: Preparation of (S)-4-((1-(8-chloro-1-oxo-2-phenyl-1,2-dihydroisoquinoline-3-yl)ethyl)amino)-5-oxo-5,8-dihydropyrido[2,3-d]pyrimidine-6-carbonitrile



Step 1: Preparation of (S)-4-(1-(8-chloro-1-oxo-2-phenyl-1,2-dihydroisoquinoline-3-yl)ethylamino)-8-(4-methoxybenzyl)-5-oxo-5,8-dihydropyrido[2,3-d]pyrimidine-6-carbonitrile

(S)-4-(1-(8-chloro-1-oxo-2-phenyl-1,2-dihydroisoquinoline-3-yl)ethylamino)-8-(4-methoxybenzyl)-5-

oxo-5,8-dihydropyrido[2,3-d]pyrimidine-6-carbonitrile was prepared by using 4-hydroxy-8-(4-methoxybenzyl)-5-oxo-5,8-dihydropyrido[2,3-d]pyrimidine-6-carbonitrile and (S)-3-(1-aminoethyl)-8-chloro-2-phenylisoquinoline-1(2H)-one

5 according to the same manner as described in step 7 of Example 1.

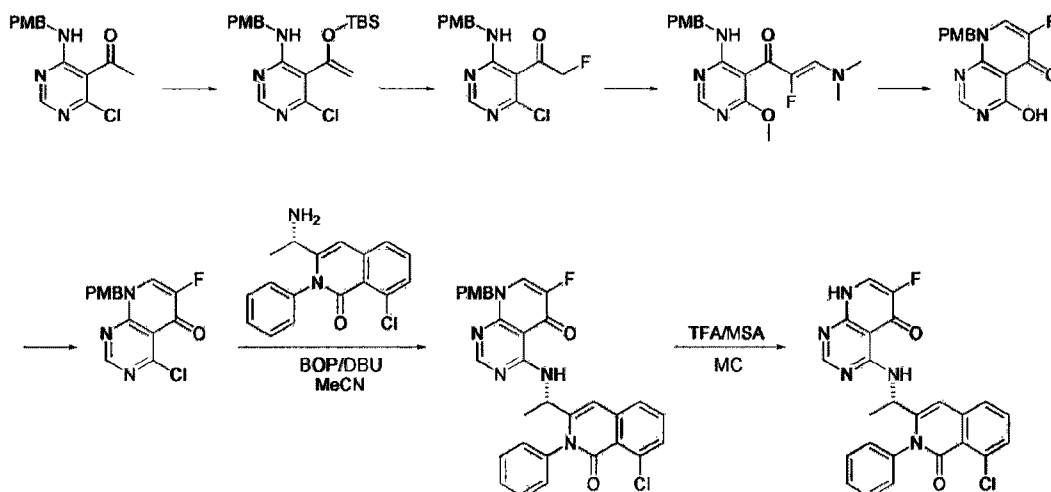
MS[m/z; (M + 1)⁺]: 590.

10 Step 2: Preparation of (S)-4-((1-(8-chloro-1-oxo-2-phenyl-1,2-dihydroisoquinoline-3-yl)ethyl)amino)-5-oxo-5,8-dihydropyrido[2,3-d]pyrimidine-6-carbonitrile

(S)-4-((1-(8-chloro-1-oxo-2-phenyl-1,2-dihydroisoquinoline-3-yl)ethyl)amino)-5-oxo-5,8-dihydropyrido[2,3-d]pyrimidine-6-carbonitrile was prepared
15 by using (S)-4-(1-(8-chloro-1-oxo-2-phenyl-1,2-dihydroisoquinoline-3-yl)ethylamino)-8-(4-methoxybenzyl)-5-oxo-5,8-dihydropyrido[2,3-d]pyrimidine-6-carbonitrile prepared in step 1 according to the same manner as described in step 8 of Example 1.

20 MS[m/z; (M + 1)⁺]: 470.

Example 20: Preparation of (S)-4-((1-(8-chloro-1-oxo-2-phenyl-1,2-dihydroisoquinoline-3-yl)ethyl)amino)-6-fluoropyrido[2,3-d]pyrimidine-5(8H)-one



Step 1: Preparation of 5-(1-((tert-butyl dimethylsilyl)oxy)vinyl)-6-chloro-N-(4-methoxybenzyl)pyrimidine-4-amine

2.8 g (9.598 mmol) of 1-(4-chloro-6-((4-methoxybenzyl)amino)pyrimidin-5-yl)ethan-1-one prepared in step 4 of Example 1 was dissolved in 15 mL anhydrous dichloromethane, to which 2 mL (14.397 mmol) of Et₃N was added, followed by stirring at room temperature for 30 minutes. 3.09 mL (13.437 mmol) of TBS-OTf was added thereto, followed by stirring at room temperature for 12 hours. Then, the reaction mixture was concentrated under reduced pressure. The residue was separated by column chromatography (SiO₂, eluent: hexane/ethyl acetate, 10/1) to give 3.8 g of the target compound 5-(1-((tert-butyl dimethylsilyl)oxy)vinyl)-6-chloro-N-(4-methoxybenzyl)pyrimidine-4-amine as a white liquid (9.360 mmol, yield: 98%).

¹H NMR (300 MHz, CDCl₃) δ 8.34 (s, 1H), 7.35 (d, J = 8.6 Hz, 2H), 6.99 (d, J = 8.4 Hz, 2H), 5.93 (br s, 1H), 4.97 (d, J = 1.4 Hz, 1H), 4.81 (d, J = 1.4 Hz, 1H), 4.73 (d, J = 5.4 Hz, 2H), 3.83 (s, 3H), 0.91 (s, 9H), 0.12 (m, 6H).

5

Step 2: Preparation of 1-(4-chloro-6-((4-methoxybenzyl)amino)pyrimidine-5-yl)-2-fluoroethane-1-one

3.8 g (9.360 mmol) of 5-(1-((tert-butyl)dimethylsilyl)oxy)vinyl)-6-chloro-N-(4-methoxybenzyl)pyrimidine-4-amine prepared in step 1 was dissolved in 40 mL of anhydrous acetonitrile, to which 3.65 g (10.300 mmol) of 1-chloromethyl-4-fluoro-1,4-diazoniabicyclo[2.2.2]octanebis(tetrafluoroborate) (selectfluor) was added, followed by stirring at room temperature for 15 hours. Ethyl acetate and water was added to the reaction mixture, followed by extraction. The extracted organic layer was dried (Na₂SO₄), filtered, and concentrated under reduced pressure. The residue was separated by column chromatography (SiO₂, eluent: hexane/ethylacetate, 4/1) to give 2.5 g of the target compound 1-(4-chloro-6-((4-methoxybenzyl)amino)pyrimidine-5-yl)-2-fluoroethane-1-one as a white liquid (8.072 mmol, yield: 86%).

¹H NMR (300 MHz, CDCl₃) δ 9.55 (br s, 1H), 8.44 (s, 1H), 7.28 (d, J = 7.9 Hz, 2H), 6.91 (d, J = 8.4 Hz, 2H), 5.60 (s, 1H), 5.51 (s, 1H), 4.73 (d, J = 5.0 Hz, 2H), 3.83 (s, 3H).

Step 3: Preparation of 3-(dimethylamino)-2-fluoro-1-(4-methoxy-6-((4-methoxybenzyl)amino)pyrimidine-5-yl)prop-2-en-1-one

5 2.5 g (8.072 mmol) of 1-(4-chloro-6-((4-methoxybenzyl)amino)pyrimidine-5-yl)-2-fluoroethane-1-one prepared in step 2 was dissolved in 50 mL of anhydrous toluene, to which 10.76 mL (80.720 mmol) of N,N-dimethylformamide dimethyl acetal (DMF-DMA) was added, 10 followed by stirring at 90°C for 1 hour. The reaction mixture was cooled down to room temperature. Ethyl acetate and water was added to the reaction mixture, followed by extraction. The extracted organic layer was dried (Na₂SO₄), filtered, and concentrated under reduced pressure. The 15 residue was separated by column chromatography (SiO₂, eluent: hexane/ethyl acetate, 3/1, -> hexane/ethyl acetate, 1/1) to give 2.1 g of the target compound 3-(dimethylamino)-2-fluoro-1-(4-methoxy-6-((4-methoxybenzyl)amino)pyrimidine-5-yl)prop-2-en-1-one as a 20 yellow liquid (5.827 mmol, yield: 72%).

¹H NMR (500 MHz, CDCl₃) δ 8.19 (s, 1H), 7.28 (d, J = 8.4 Hz, 2H), 6.86 (d, J = 8.4 Hz, 2H), 4.64 (d, J = 5.5 Hz, 2H), 3.91 (s, 3H), 3.80 (s, 3H), 3.12 (s, 6H).

25 Step 4: Preparation of 6-fluoro-4-hydroxy-8-(4-methoxybenzyl)pyrido[2,3-d]pyrimidine-5(8H)-one

2.1 g (5.827 mmol) of (Z)-3-(dimethylamino)-2-fluoro-1-(4-methoxy-6-((4-methoxybenzyl)amino)pyrimidine-5-yl)prop-2-en-1-one prepared in step 3 was dissolved in 120 mL of acetic acid:water (5:1), which was stirred at 90 ~
 5 150°C for 2 days. The reaction mixture was cooled down to room temperature and filtered under reduced pressure. Isopropanol and ether were added thereto, followed by filtration to give 1.5 g of the target compound 6-fluoro-4-hydroxy-8-(4-methoxybenzyl)pyrido[2,3-d]pyrimidine-5(8H)-
 10 one as a pale yellow solid (4.978 mmol, yield: 85%).

¹H NMR (500 MHz, DMSO-d₆) δ 8.39 (d, J = 7.7 Hz, 1H), 8.27 (s, 1H), 7.28 (d, J = 8.5 Hz, 2H), 6.90 (d, J = 8.8 Hz, 2H), 5.34 (s, 2H), 3.73 (s, 3H).

15 Step 5: Preparation of 4-chloro-6-fluoro-8-(4-methoxybenzyl)pyrido[2,3-d]pyrimidine-5(8H)-one

50 mg (0.166 mmol) of 6-fluoro-4-hydroxy-8-(4-methoxybenzyl)pyrido[2,3-d]pyrimidine-5(8H)-one prepared in step 4 was dissolved in 2 mL of anhydrous toluene, to which
 20 131 mg (0.498 mmol) of triphenylphosphine (PPh₃) and 50 µL (0.498 mmol) of trichloroacetonitrile (CCl₃CN) were added, followed by stirring at 120°C for 4 hours. The reaction mixture was cooled down to room temperature. Ethyl acetate and water were added thereto, followed by extraction. The
 25 extracted organic layer was dried (Na₂SO₄), filtered, and concentrated under reduced pressure. The residue was separated by column chromatography (SiO₂, eluent:

hexane/ethyl acetate, 5/1 -> hexane/ethyl acetate, 3/1) to give 4 mg of the target compound 4-chloro-6-fluoro-8-(4-methoxybenzyl)pyrido[2,3-d]pyrimidine-5(8H)-one as a pale yellow solid (0.013 mmol, yield: 8%).

5 ^1H NMR (300 MHz, CDCl_3) δ 8.87 (s, 1H), 7.71 (d, J = 7.1 Hz, 1H), 7.24 (d, J = 8.8 Hz, 2H), 6.90 (d, J = 8.8 Hz, 2H), 5.47 (s, 2H), 3.81 (s, 3H).

Step 6: Preparation of (S)-4-((1-(8-chloro-1-oxo-2-phenyl-1,2-dihydroisoquinoline-3-yl)ethyl)amino)-6-fluoro-8-(4-methoxybenzyl)pyrido[2,3-d]pyrimidine-5(8H)-one

10 4 mg (0.013 mmol) of 4-chloro-6-fluoro-8-(4-methoxybenzyl)pyrido[2,3-d]pyrimidine-5(8H)-one prepared in step 5 and 4 mg (0.014 mmol) of (S)-3-(1-aminoethyl)-8-chloro-2-phenylisoquinoline-1(2H)-one were dissolved in 1 mL of anhydrous dimethylsulfoxide (DMSO), to which 6.6 μL (0.039 mmol) of diisopropylethylamine (DIPEA) was added, followed by stirring at 70°C for 5 hours. The reaction mixture was cooled down to room temperature. Ethyl acetate

15 and water were added thereto, followed by extraction. The extracted organic layer was dried (Na_2SO_4), filtered, and concentrated under reduced pressure. The residue was separated by column chromatography (SiO_2 , eluent: hexane/ethyl acetate, 4/1 -> hexane/ethyl acetate, 1/1) to

20 give 6 mg of the target compound (S)-4-((1-(8-chloro-1-oxo-2-phenyl-1,2-dihydroisoquinoline-3-yl)ethyl)amino)-6-

fluoro-8-(4-methoxybenzyl)pyrido[2,3-d]pyrimidine-5(8H)-one as a pale yellow solid (0.010 mmol, yield: 82%).

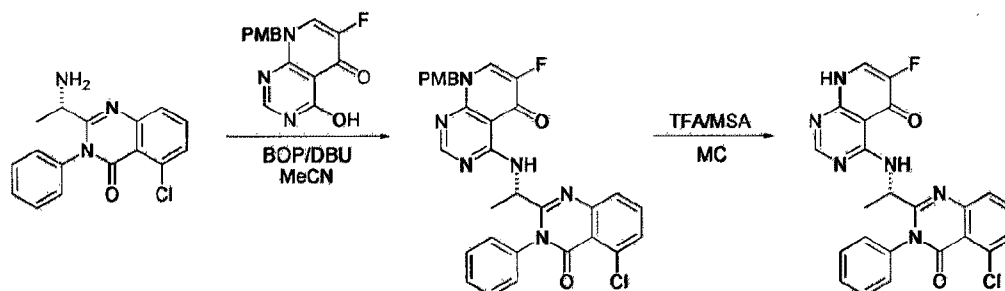
¹H NMR (300 MHz, CDCl₃) δ 10.53 (d, J = 6.6 Hz, 1H), 8.31 (s, 1H), 7.61 (d, J = 6.9 Hz, 1H), 7.47-7.57 (m, 2H),
 5 7.30-7.47 (m, 6H), 7.22 (d, J = 8.2 Hz, 2H), 7.88 (d, J = 8.2 Hz, 2H), 6.58 (s, 1H), 5.38 (s, 2H), 4.95 (q, J = 4.2 Hz, 5.2 Hz, 1H), 3.79 (s, 3H), 1.46 (d, J = 6.9 Hz, 3H).

Step 7: Preparation of (S)-4-((1-(8-chloro-1-oxo-2-phenyl-1,2-dihydroisoquinoline-3-yl)ethyl)amino)-6-fluoropyrido[2,3-d]pyrimidine-5(8H)-one

3 mg of (S)-4-((1-(8-chloro-1-oxo-2-phenyl-1,2-dihydroisoquinoline-3-yl)ethyl)amino)-6-fluoropyrido[2,3-d]pyrimidine-5(8H)-one was prepared as a pale yellow solid
 15 by using 6 mg (0.010 mmol) of (S)-4-((1-(8-chloro-1-oxo-2-phenyl-1,2-dihydroisoquinoline-3-yl)ethyl)amino)-6-fluoro-8-(4-methoxybenzyl)pyrido[2,3-d]pyrimidine-5(8H)-one prepared in step 6 according to the same manner as described in step 8 of Example 1 (0.006 mmol, yield: 63%).

20 ¹H NMR (500 MHz, CD₃OD) δ 8.19 (s, 1H), 8.07 (d, J = 6.5 Hz, 1H), 7.62 (t, J = 4.7 Hz, 2H), 7.53-7.60 (m, 2H), 7.39-7.45 (m, 3H), 7.34 (t, J = 7.9 Hz, 1H), 6.90 (s, 1H), 4.99-5.05 (m, 1H), 1.56 (d, J = 6.6 Hz, 3H).

25 Example 21: Preparation of (S)-4-((1-(5-chloro-4-oxo-3-phenyl-3,4-dihydroquinazoline-2-yl)ethyl)amino)-6-fluoropyrido[2,3-d]pyrimidine-5(8H)-one



Step 1: Preparation of (S)-4-((1-(5-chloro-4-oxo-3-phenyl-3,4-dihydroquinazolin-2-yl)ethyl)amino)-6-fluoro-8-(4-methoxybenzyl)pyrido[2,3-d]pyrimidine-5(8H)-one

5 50 mg (0.166 mmol) of 6-fluoro-4-hydroxy-8-(4-methoxybenzyl)pyrido[2,3-d]pyrimidine-5(8H)-one was dissolved in 2 mL of anhydrous dimethylformamide, to which 95 mg (0.216 mmol) of (benzotriazole-1-yloxy)tris(dimethylamino)phosphonium hexafluorophosphate

10 (BOP) and 81 mg (0.249 mmol) of cesium carbonate (Cs_2CO_3) were added, followed by stirring at room temperature for 30 minutes. 55 mg (0.183 mmol) of (S)-2-(1-aminoethyl)-5-chloro-3-phenylquinazolin-4(3H)-one was added thereto, followed by stirring at 60 ~ 80°C for 2 hours. Ethyl

15 acetate and water were added to the reaction mixture, followed by extraction. The extracted organic layer was dried (Na_2SO_4), filtered, and concentrated under reduced pressure. The residue was separated by column chromatography (SiO_2 , eluent: hexane/ethyl acetate, 5/1 ->

20 hexane/ethyl acetate, 1/1) to give 10 mg of the target compound (S)-4-((1-(5-chloro-4-oxo-3-phenyl-3,4-dihydroquinazolin-2-yl)ethyl)amino)-6-fluoro-8-(4-

methoxybenzyl)pyrido[2,3-d]pyrimidine-5(8H)-one as a pale yellow solid (0.017 mmol, yield: 10%).

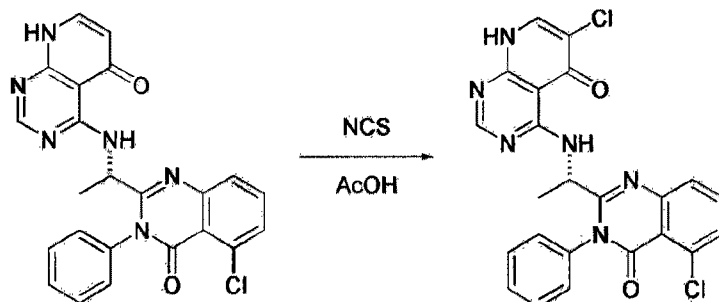
¹H NMR (300 MHz, CDCl₃) δ 10.87 (d, J = 7.0 Hz, 1H), 8.29 (s, 1H), 7.72 (d, J = 7.8 Hz, 1H), 7.44-7.62 (m, 7H), 7.33 (d, J = 7.3 Hz, 1H), 7.21 (d, J = 8.6 Hz, 2H), 6.87 (d, J = 8.6 Hz, 2H), 5.32 (s, 2H), 5.11 (q, J = 5.4 Hz, 6.8 Hz, 1H), 3.79 (s, 3H), 1.50 (d, J = 7.1 Hz, 3H).

Step 2: Preparation of (S)-4-((1-(5-chloro-4-oxo-3-phenyl-3,4-dihydroquinazoline-2-yl)ethyl)amino)-6-fluoropyrido[2,3-d]pyrimidine-5(8H)-one

6 mg of (S)-4-((1-(5-chloro-4-oxo-3-phenyl-3,4-dihydroquinazoline-2-yl)ethyl)amino)-6-fluoropyrido[2,3-d]pyrimidine-5(8H)-one was prepared as a pale yellow solid by using 10 mg (0.017 mmol) of (S)-4-((1-(5-chloro-4-oxo-3-phenyl-3,4-dihydroquinazoline-2-yl)ethyl)amino)-6-fluoro-8-(4-methoxybenzyl)pyrido[2,3-d]pyrimidine-5(8H)-one prepared in step 1 according to the same manner as described in step 8 of Example 1 (0.013 mmol, yield: 76%).

¹H NMR (300 MHz, CDCl₃) δ 10.84 (d, J = 8.1 Hz, 1H), 8.22 (s, 1H), 7.72 (d, J = 7.9 Hz, 1H), 7.52-7.64 (m, 6H), 7.42-7.49 (m, 2H), 7.35 (d, J = 7.3 Hz, 1H), 5.12 (q, J = 5.5 Hz, 6.7 Hz, 1H), 1.51 (d, J = 6.7 Hz, 3H).

Example 22: Preparation of (S)-6-chloro-4-((1-(5-chloro-4-oxo-3-phenyl-3,4-dihydroquinazoline-2-yl)ethyl)amino)pyrido[2,3-d]pyrimidine-5(8H)-one

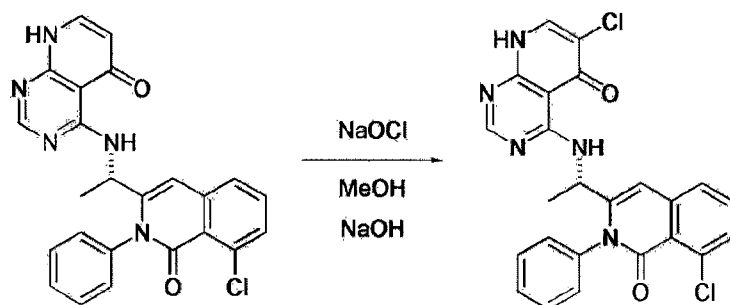


10 mg (0.022 mmol) of (S)-4-((1-(5-chloro-4-oxo-3-phenyl-3,4-dihydroquinazoline-2-yl)ethyl)amino)pyrido[2,3-d]pyrimidine-5(8H)-one prepared in Example 1 was dissolved in 1 mL of acetic acid, to which 3.3 mg (0.025 mmol) of N-chlorosuccinimide (NCS) was added, followed by stirring at 50 ~ 60°C for 12 hours. The reaction mixture was cooled down to room temperature and filtered under reduced pressure. Saturated sodium bicarbonate aqueous solution was added thereto, followed by neutralization. Dichloromethane and water were added thereto, followed by extraction. The extracted organic layer was dried (Na₂SO₄), filtered, and concentrated under reduced pressure. The residue was separated by column chromatography (SiO₂, eluent: dichloromethane/methanol, 50/1 -> dichloromethane/methanol, 20/1) to give 3 mg of the target compound (S)-6-chloro-4-((1-(5-chloro-4-oxo-3-phenyl-3,4-dihydroquinazoline-2-yl)ethyl)amino)pyrido[2,3-d]pyrimidine-5(8H)-one as a pale yellow solid (0.006 mmol, yield: 28%).

¹H NMR (300 MHz, CDCl₃) δ 9.62 (d, J = 8.1 Hz, 1H), 8.07 (s, 1H), 7.74 (d, J = 7.3 Hz, 1H), 7.46-7.67 (m, 6H),

7.29-7.40 (m, 2H), 5.08-5.18 (m, 1H), 1.45 (d, J = 5.7 Hz, 3H).

Example 23: Preparation of (S)-6-chloro-4-((1-(8-chloro-1-oxo-2-phenyl-1,2-dihydroisoquinoline-3-yl)ethyl)amino)pyrido[2,3-d]pyrimidine-5(8H)-one

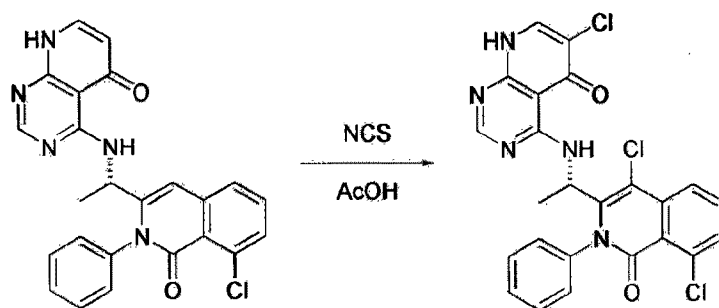


10 mg (0.023 mmol) of (S)-4-((1-(8-chloro-1-oxo-2-phenyl-1,2-dihydroisoquinoline-3-yl)ethyl)amino)pyrido[2,3-d]pyrimidine-5(8H)-one prepared in Example 5 was dissolved in 2 mL of methanol:water (1:1), to which 34 μ L (0.068 mmol) of 2N sodiumhydroxide and 34 μ L of 12% sodiumhypochloride at 0°C, followed by stirring at room temperature for 1 hour. The reaction mixture was filtered under reduced pressure, followed by neutralization with 1N HCl. Dichloromethane and water were added thereto, followed by extraction. The extracted organic layer was dried (Na₂SO₄), filtered, and concentrated under reduced pressure. The residue was separated by column chromatography (SiO₂, eluent: dichloromethane/methanol, 50/1 -> dichloromethane/methanol, 20/1) to give 2 mg of the target compound (S)-6-chloro-4-((1-(8-chloro-1-oxo-2-

phenyl-1,2-dihydroisoquinoline-3-yl)ethyl)amino)pyrido[2,3-d]pyrimidine-5(8H)-one as a yellow solid (0.004 mmol, yield: 19%).

¹H NMR (300 MHz, CDCl₃) δ 10.53 (d, J = 5.6 Hz, 1H),
 5 8.25 (s, 1H), 7.84 (s, 1H), 7.49-7.57 (m, 2H), 7.40-7.47
 (m, 4H), 7.30-7.39 (m, 2H), 6.58 (s, 1H), 4.95 (t, J = 6.7
 Hz, 1H), 1.47 (d, J = 6.6 Hz, 3H).

Example 24: Preparation of (S)-6-chloro-4-((1-(4,8-
 10 dichloro-1-oxo-2-phenyl-1,2-dihydroisoquinoline-3-
 yl)ethyl)amino)pyrido[2,3-d]pyrimidine-5(8H)-one

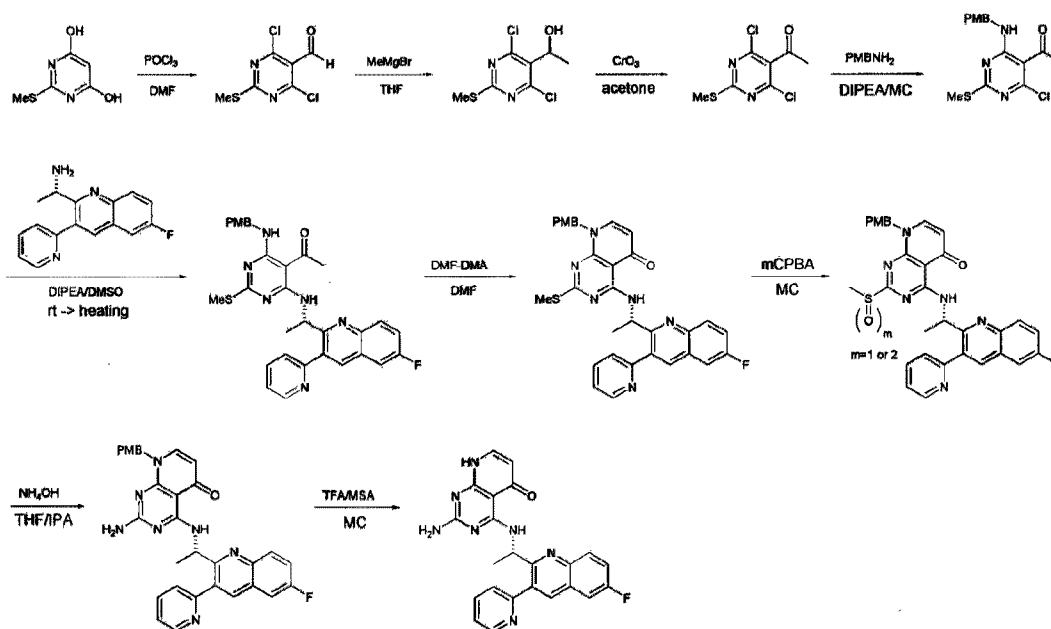


50 mg (0.113 mmol) of (S)-4-((1-(8-chloro-1-oxo-2-
 phenyl-1,2-dihydroisoquinoline-3-yl)ethyl)amino)pyrido[2,3-
 15 d]pyrimidine-5(8H)-one prepared in Example 5 was dissolved
 in 2 mL of acetic acid, to which 17 mg (0.124 mmol) of N-
 chlorosuccinimide (NCS) was added, followed by stirring at
 50°C for 15 hours. The reaction mixture was filtered under
 reduced pressure. Saturated sodiumbicarbonate aqueous
 20 solution was added thereto, followed by neutralization.
 Dichloromethane and water were added thereto, followed by
 extraction. The extracted organic layer was dried (Na₂SO₄),

filtered, and concentrated under reduced pressure. The residue was separated by column chromatography (SiO₂, eluent: dichloromethane/methanol, 50/1 -> dichloromethane/methanol, 20/1) to give 17 mg of the target
 5 compound (S)-6-chloro-4-((1-(4,8-dichloro-1-oxo-2-phenyl-1,2-dihydroisoquinoline-3-yl)ethyl)amino)pyrido[2,3-d]pyrimidine-5(8H)-one as a pale yellow solid (0.036 mmol, yield: 29%).

¹H NMR (300 MHz, CDCl₃) δ 10.92 (d, J = 4.4 Hz, 1H),
 10 8.28 (s, 1H), 7.91-7.98 (m, 1H), 7.70-7.79 (m, 2H), 7.48-7.64 (m, 5H), 7.20 (d, J = 6.2 Hz, 1H), 5.04 (t, J = 7.12 Hz, 1H), 1.68 (d, J = 7.1 Hz, 3H).

Example 25: Preparation of (S)-2-amino-4-((1-(6-fluoro-3-(pyridine-2-yl)quinoline-2-yl)ethyl)amino)pyrido[2,3-d]pyrimidine-5(8H)-one



Step 1: Preparation of 4,6-dichloro-2-methylmercaptopyrimidine-5-carbaldehyde

8.36 g of 4,6-dichloro-2-methylmercaptopyrimidine-5-carbaldehyde was prepared as a white solid by using 7.91g
 5 (50.0 mmol) of 4,6-dihydroxy-2-methylmercaptopyrimidine according to the same manner as described in step 1 of Example 1 (37.5 mmol, yield: 75%).

^1H NMR(300 MHz, CDCl_3) δ 10.38 (s, 1H), 2.64 (s, 3H).

10 Step 2: Preparation of 1-(4,6-dichloro-2-methylmercaptopyrimidine-5-yl)ethane-1-ol

2.27 g of 1-(4,6-dichloro-2-methylmercaptopyrimidine-5-yl)ethane-1-ol was prepared as a white solid by using
 2.23 g (10.0 mmol) of 4,6-dichloro-2-methylmercaptopyrimidine-5-carbaldehyde prepared in step 1
 15 according to the same manner as described in step 2 of Example 1 (9.5 mmol, yield: 95%).

^1H NMR(300 MHz, CDCl_3) δ 5.40-5.47 (m, 1H), 2.57 (s, 3H), 2.52 (d, J = 9.2 Hz, 1H), 1.64 (d, J = 6.8 Hz, 3H).

20

Step 3: Preparation of 1-(4,6-dichloro-2-methylmercaptopyrimidine-5-yl)ethane-1-one

1.09 g of 1-(4,6-dichloro-2-methylmercaptopyrimidine-5-yl)ethane-1-one was prepared as a white solid by using
 25 1.20 g (5.0 mmol) of 1-(4,6-dichloro-2-methylmercaptopyrimidine-5-yl)ethane-1-ol prepared in step

2 according to the same manner as described in step 3 of Example 1 (4.6 mmol, yield: 92%).

^1H NMR (300 MHz, CDCl_3) δ 2.62 (s, 3H), 2.61 (s, 3H).

5 Step 4: Preparation of 1-(4-chloro-2-methylmercapto-6-((4-methoxybenzyl)amino)pyrimidine-5-yl)ethane-1-one

1.014 g of 1-(4-chloro-2-methylmercapto-6-((4-methoxybenzyl)amino)pyrimidine-5-yl)ethane-1-one was prepared as a colorless oil by using 712 mg (3.0 mmol) of 10 1-(4,6-dichloro-2-methylmercaptopyrimidine-5-yl)ethane-1-one prepared in step 3 according to the same manner as described in step 4 of Example 1 (3.0 mmol, yield: 100%).

^1H NMR (300 MHz, CDCl_3) δ 9.53 (br s, 1H, NH), 7.25 (d, J = 8.7 Hz, 2H), 6.87 (d, J = 8.7 Hz, 2H), 4.66 (d, J = 5.6 15 Hz, 2H), 3.80 (s, 3H), 2.71 (s, 3H), 2.50 (s, 3H).

Step 5: Preparation of (S)-1-(4-((1-(6-fluoro-3-(pyridine-2-yl)quinoline-2-yl)ethyl)amino)-6-((4-methoxybenzyl)amino)-2-(methylmercapto)pyrimidine-5-yl)ethane-1-one

20

376 mg of (S)-1-(4-((1-(6-fluoro-3-(pyridine-2-yl)quinoline-2-yl)ethyl)amino)-6-((4-methoxybenzyl)amino)-2-(methylmercapto)pyrimidine-5-yl)ethane-1-one was prepared as a colorless oil by using 338 mg (1.0 mmol) of 1-(4-chloro-2-methylmercapto-6-((4-methoxybenzyl)amino)pyrimidine-5-yl)ethane-1-one prepared in step 4 and 267 mg (1.0 mmol) of (S)-1-(6-fluoro-3-

25

(pyridine-2-yl)ethane-1-amine according to the same manner as described in step 1 of Example 5 (0.66 mmol, yield: 66%).

¹H NMR (300 MHz, CDCl₃) δ 9.71 (br t, J = 5.4 Hz, 1H, NH), 7.79 (d, J = 4.7 Hz, 1H), 8.16 (s, 1H), 8.04 (m, 1H), 7.86-7.93 (m, 2H), 7.61-7.64 (m, 1H), 7.30-7.60 (m, 3H), 7.24 (m, 2H), 6.84 (m, 2H), 6.28 (m, 1H), 4.64 (d, J = 5.4 Hz, 2H), 3.78 (s, 3H), 2.77 (s, 3H), 2.37 (s, 3H), 1.27 (d, J = 7.2 Hz, 3H).

10

Step 6: Preparation of (S)-4-((1-(6-fluoro-3-(pyridine-2-yl)quinoline-2-yl)ethyl)amino)-8-(4-methoxybenzyl)-2-(methylmercapto)pyrido[2,3-d]pyrimidine-5(8H)-one

15 168 mg of (S)-4-((1-(6-fluoro-3-(pyridine-2-yl)quinoline-2-yl)ethyl)amino)-8-(4-methoxybenzyl)-2-(methylmercapto)pyrido[2,3-d]pyrimidine-5(8H)-one was prepared as a white solid by using 285 mg (0.5 mmol) of (S)-1-(4-((1-(6-fluoro-3-(pyridine-2-yl)quinoline-2-yl)ethyl)amino)-6-((4-methoxybenzyl)amino)-2-(methylmercapto)pyrimidine-5-yl)ethane-1-one prepared in step 5 according to the same manner as described in step 2 of Example 5 (0.29 mmol, yield: 58%).

25 ¹H NMR (300 MHz, CDCl₃) δ 11.42 (br d, J = 7.6 Hz, 1H, NH), 8.77 (br d, J = 4.8 Hz, 1H), 8.27 (m, 1H), 8.11 (s, 1H), 7.82 (m, 1H), 7.61 (d, J = 7.8 Hz, 1H), 7.20-7.60 (m, 4H), 7.18 (d, J = 8.6 Hz, 2H), 6.84 (d, J = 8.6 Hz, 2H), 6.21

(d, $J = 7.9\text{Hz}$, 1H), 6.14 (m, 1H), 5.26 (s, 2H), 3.78 (s, 3H), 2.36 (s, 3H), 1.56 (d, $J = 6.6\text{Hz}$, 3H).

Steps 7 and 8: Preparation of (S)-2-amino-4-((1-(6-fluoro-3-(pyridine-2-yl)quinoline-2-yl)ethyl)amino)-8-(4-methoxybenzyl)pyrido[2,3-d]pyrimidine-5(8H)-one

145 mg (0.25 mmol) of (S)-4-((1-(6-fluoro-3-(pyridine-2-yl)quinoline-2-yl)ethyl)amino)-8-(4-methoxybenzyl)-2-(methylmercapto)pyrido[2,3-d]pyrimidine-5(8H)-one prepared in step 6 was dissolved in 5 mL of dichloromethane, to which 3-chloroperoxybenzoic acid (mCPBA) (2 equivalent) was added, followed by stirring at room temperature for 30 minutes. Water was added to the reaction mixture, followed by extraction with ethyl acetate. The extracted organic layer was washed with saturated sodiumbicarbonate solution, separated, dried (Na_2SO_4), and concentrated. The obtained compound was dissolved in 5 mL of tetrahydrofuran:isopropanol (1:1), to which 2 mL of 28% ammonia water was added, followed by stirring at 50°C for 10 hours. The reaction mixture was cooled down to room temperature. Water was added thereto, followed by extraction with ethyl acetate. The extracted organic layer was separated, dried (Na_2SO_4), and concentrated. The obtained compound was separated by column chromatography (SiO_2 , eluent: hexane/ethyl acetate, 2/1 \rightarrow ethyl acetate) to give 78 mg of the target compound (S)-2-amino-4-((1-(6-fluoro-3-(pyridine-2-yl)quinoline-2-yl)ethyl)amino)-8-(4-

methoxybenzyl)pyrido[2,3-d]pyrimidine-5(8H)-one as a white solid (0.14 mmol, yield: 57%).

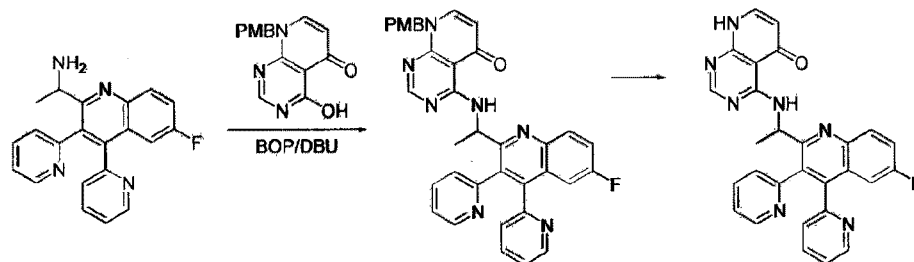
¹H NMR(300 MHz, CDCl₃) δ 11.20 (br d, J = 7.2 Hz, 1H, NH), 8.79 (m, 1H), 8.25 (m, 1H), 8.08 (s, 1H), 7.80 (m, 1H), 7.30-7.55 (m, 4H), 7.10-7.26 (m, 3H), 6.83 (m, 2H), 6.08 (d, J = 7.9Hz, 1H), 5.85 (m, 1H), 5.16 (s, 2H), 4.84 (s, 2H), 3.77 (s, 3H), 1.62 (d, J = 6.6Hz, 3H).

Step 9: Preparation of (S)-2-amino-4-((1-(6-fluoro-3-(pyridine-2-yl)quinoline-2-yl)ethyl)amino)pyrido[2,3-d]pyrimidine-5(8H)-one

54 mg of (S)-2-amino-4-((1-(6-fluoro-3-(pyridine-2-yl)quinoline-2-yl)ethyl)amino)pyrido[2,3-d]pyrimidine-5(8H)-one was prepared as a white solid by using 70 mg (0.128 mmol) of (S)-2-amino-4-((1-(6-fluoro-3-(pyridine-2-yl)quinoline-2-yl)ethyl)amino)-8-(4-methoxybenzyl)pyrido[2,3-d]pyrimidine-5(8H)-one prepared in step 8 according to the same manner as described in step 8 of Example 1 (0.126 mmol, yield: 99%).

¹H NMR(300 MHz, CDCl₃) δ 11.39 (s, 1H), 8.77 (d, J = 4.5 Hz, 1H), 8.22 (dd, J = 9.0, 5.5 Hz, 1H), 8.03 (s, 1H), 7.86 (td, J = 1.5, 7.6 Hz, 1H), 7.54-7.36 (m, 4H), 7.19 (d, J = 7.6 Hz, 1H), 6.08 (d, J = 7.6 Hz, 1H), 5.93-5.84 (m, 1H), 5.59 (br s, 2H), 1.55 (d, J = 6.5 Hz, 3H).

Example 26: Preparation of 4-((1-(6-fluoro-3,4-di(pyridine-2-yl)quinoline-2-yl)ethyl)amino)pyrido[2,3-d]pyrimidine-5(8H)-one



Step 1: Preparation of 4-((1-(6-fluoro-3,4-di(pyridine-2-yl)quinoline-2-yl)ethyl)amino)-8-(4-methoxybenzyl)pyrido[2,3-d]pyrimidine-5(8H)-one

99 mg of 4-((1-(6-fluoro-3,4-di(pyridine-2-yl)quinoline-2-yl)ethyl)amino)-8-(4-methoxybenzyl)pyrido[2,3-d]pyrimidine-5(8H)-one was prepared as a beige solid by using 100 mg (0.29 mmol) of 1-(6-fluoro-3,4-di(pyridine-2-yl)quinoline-2-yl)ethane-1-amine prepared in Preparative Example 22 according to the same manner as described in step 7 of Example 1 (0.16 mmol, 15 yield: 56%).

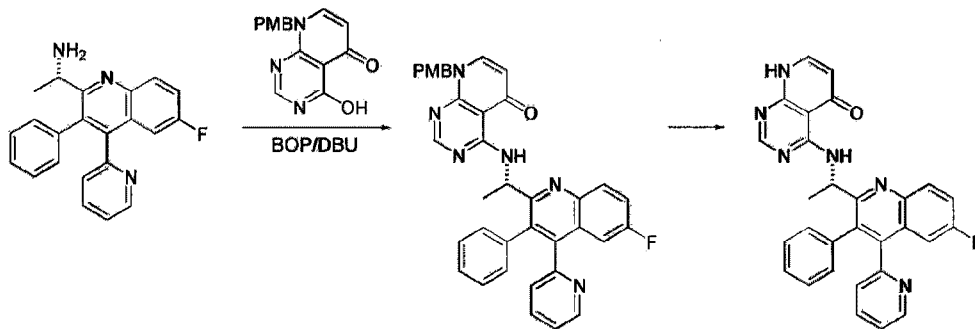
^1H NMR (300 MHz, CDCl_3) δ 8.69 (s, 2H), 8.39-8.34 (m, 2H), 7.65-7.42 (m, 4H), 7.24-7.19 (m, 3H), 7.13-7.05 (m, 2H), 6.91-6.84 (m, 2H), 6.32 (s, 1H), 5.61 (s, 1H), 5.34 (s, 2H), 3.77 (s, 3H), 3.57-3.50 (m, 1H), 3.46 (s, 1H), 20 1.59 (d, $J = 2.1$ Hz, 3H).

Step 2: Preparation of 4-((1-(6-fluoro-3,4-di(pyridine-2-yl)quinoline-2-yl)ethyl)amino)pyrido[2,3-d]pyrimidine-5(8H)-one

54 mg of 4-((1-(6-fluoro-3,4-di(pyridine-2-yl)quinoline-2-yl)ethyl)amino)pyrido[2,3-d]pyrimidine-5(8H)-one was prepared as a beige solid by using 90 mg (0.15 mmol) of 4-((1-(6-fluoro-3,4-di(pyridine-2-yl)quinoline-2-yl)ethyl)amino)-8-(4-methoxybenzyl)pyrido[2,3-d]pyrimidine-5(8H)-one prepared in step 1 according to the same manner as described in step 8 of Example 1 (0.11 mmol, yield: 75%).

¹H NMR (300 MHz, CDCl₃) δ 11.48 (br s, 1H), 10.69 (s, 1H), 8.67 (t, J = 5.7 Hz, 2H), 8.67 (t, J = 5.7 Hz, 2H), 8.37 (dd, J = 9.2, 5.6 Hz, 1H), 8.17 (s, 2H), 7.54-7.44 (m, 3H), 7.34 (d, J = 7.7 Hz, 1H), 7.21-7.13 (m, 3H), 7.08-7.02 (m, 2H), 6.29 (d, J = 7.6 Hz, 1H), 5.70 (br s, 1H), 1.54 (d, J = 2.3 Hz, 3H).

Example 27: Preparation of (S)-4-((1-(6-fluoro-3-phenyl-4-(pyridine-2-yl)quinoline-2-yl)ethyl)amino)pyrido[2,3-d]pyrimidine-5(8H)-one



Step 1: Preparation of (S)-4-((1-(6-fluoro-3-phenyl-4-(pyridine-2-yl)quinoline-2-yl)ethyl)amino)-8-(4-methoxybenzyl)pyrido[2,3-d]pyrimidine-5(8H)-one

(S)-4-((1-(6-fluoro-3-phenyl-4-(pyridine-2-yl)quinoline-2-yl)ethyl)amino)-8-(4-methoxybenzyl)pyrido[2,3-d]pyrimidine-5(8H)-one was prepared as a pale beige solid by using 120 mg (0.35 mmol) of (S)-1-(6-fluoro-3-phenyl-4-(pyridine-2-yl)quinoline-2-yl)ethane-1-amine prepared in Preparative Example 23 according to the same manner as described in step 7 of Example 1.

¹H NMR (300 MHz, CDCl₃) δ 8.64 (br d, J = 4.9 Hz, 1H), 8.29-8.35 (m, 2H), 7.42-7.55 (m, 3H), 7.13-7.34 (m, 7H), 6.91-7.09 (m, 3H), 6.82-6.89 (m, 2H), 6.30-6.32 (m, 1H), 5.65-5.69 (m, 1H), 5.30 (s, 2H), 3.78 (s, 3H), 1.47 (d, J = 6.3 Hz, 3H).

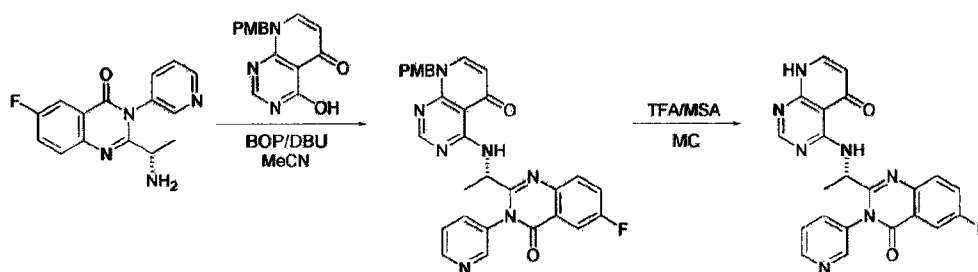
Step 2: Preparation of (S)-4-((1-(6-fluoro-3-phenyl-4-(pyridine-2-yl)quinoline-2-yl)ethyl)amino)pyrido[2,3-d]pyrimidine-5(8H)-one

(S)-4-((1-(6-fluoro-3-phenyl-4-(pyridine-2-yl)quinoline-2-yl)ethyl)amino)pyrido[2,3-d]pyrimidine-5(8H)-one was prepared as a pale beige solid by using 95 mg (0.16 mmol) of (S)-4-((1-(6-fluoro-3-phenyl-4-(pyridine-2-yl)quinoline-2-yl)ethyl)amino)-8-(4-methoxybenzyl)pyrido[2,3-d]pyrimidine-5(8H)-one prepared in

step 1 according to the same manner as described in step 8 of Example 1.

¹H NMR (300 MHz, CDCl₃) δ 11.58 (br s, 1H), 11.32 (br s, 1H), 8.65 (br d, J = 4.2 Hz, 1H), 8.32-8.38 (m, 1H), 8.23 (s, 1H), 7.43-7.54 (m, 3H), 7.13-7.36 (m, 6H), 6.94-7.10 (m, 3H), 6.36 (d, J = 7.6 Hz, 1H), 5.65-6.75 (m, 1H), 1.45 (d, J = 6.3 Hz, 3H).

Example 28: Preparation of (S)-4-((1-(6-fluoro-4-oxo-3-(pyridine-3-yl)-3,4-dihydroquinazoline-2-yl)ethyl)amino)pyrido[2,3-d]pyrimidine-5(8H)-one



Step 1: Preparation of (S)-4-((1-(6-fluoro-4-oxo-3-(pyridine-3-yl)-3,4-dihydroquinazoline-2-yl)ethyl)amino)-8-(4-methoxybenzyl)pyrido[2,3-d]pyrimidine-5(8H)-one

The target compound was prepared by using the compound prepared in Preparative Example 24 according to the same manner as described in step 7 of Example 1.

¹H NMR (300 MHz, CDCl₃) δ 10.91 (s, 1H), 8.75-8.62 (m, 1H), 8.37-8.26 (m, 1H), 7.89-7.71 (m, 2H), 7.89-7.71 (m, 2H), 7.57-7.40 (m, 3H), 7.21 (d, J = 7.2 Hz, 2H), 6.31 (d, J = 7.7 Hz, 2H), 5.41-5.26 (m, 2H), 5.13-4.99 (m, 1H), 3.78 (s, 3H), 1.53 (dd, J = 11.3, 6.7 Hz, 3H).

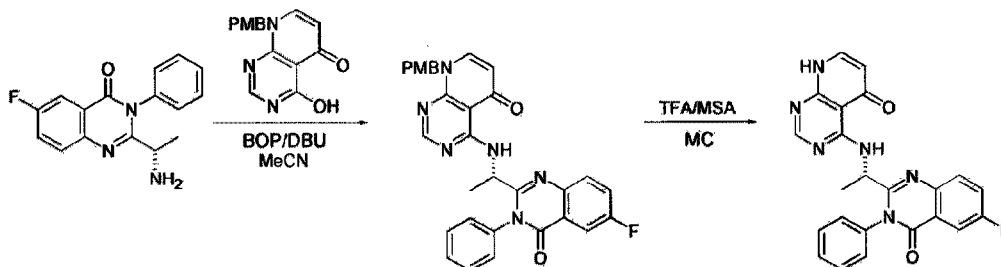
Step 2: Preparation of (S)-4-((1-(6-fluoro-4-oxo-3-(pyridine-3-yl)-3,4-dihydroquinazoline-2-yl)ethyl)amino)pyrido[2,3-d]pyrimidine-5(8H)-one

5 The target compound was prepared by using the compound prepared in step 1 according to the same manner as described in step 8 of Example 1.

¹H NMR(300 MHz, CDCl₃) δ 10.89 (d, J = 6.7 Hz, 1H), 8.77 (s, 1H), 8.68 (d, J = 7.4Hz, 1H), 8.17 (d, J = 3.2Hz, 1H), 7.90-7.73 (m, 3H), 7.59-7.47 (m, 3H), 6.35 (t, J = 4.9Hz, 2H), 5.13-5.03 (m, 1H), 1.55 (t, J = 8.0Hz, 3H).

Example 29: Preparation of (S)-4-((1-(6-fluoro-4-oxo-3-phenyl-3,4-dihydroquinazoline-2-

15 yl)ethyl)amino)pyrido[2,3-d]pyrimidine-5(8H)-one



Step 1: Preparation of (S)-4-((1-(6-fluoro-4-oxo-3-phenyl-3,4-dihydroquinazoline-2-yl)ethyl)amino)-8-(4-methoxybenzyl)pyrido[2,3-d]pyrimidine-5(8H)-one

20 The target compound was prepared by using the compound prepared in Preparative Example 25 according to the same manner as described in step 7 of Example 1.

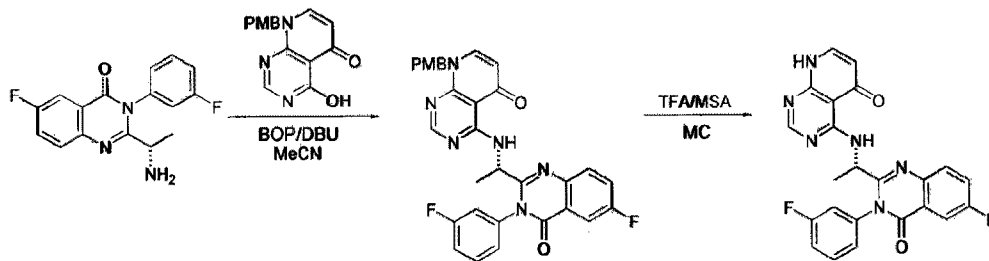
^1H NMR (300 MHz, CDCl_3) δ 11.01 (d, J = 6.8 Hz, 1H), 8.27 (s, 1H), 7.90–7.88 (m, 2H), 7.90–7.88 (m, 2H), 7.58–7.44 (m, 6H), 7.33 (d, J = 6.8 Hz, 1H), 7.20 (d, J = 7.8 Hz, 1H), 6.85 (d, J = 8.0 Hz, 2H), 6.32 (d, J = 7.8 Hz, 1H), 5.34 (s, 1H), 5.18–5.09 (m, 1H), 3.78 (s, 3H), 1.50 (d, J = 6.5 Hz, 3H).

Step 2: Preparation of (S)-4-((1-(6-fluoro-4-oxo-3-phenyl-3,4-dihydroquinazoline-2-yl)ethyl)amino)pyrido[2,3-d]pyrimidine-5(8H)-one

The target compound was prepared by using the compound prepared in step 1 according to the same manner as described in step 8 of Example 1.

^1H NMR (300 MHz, CDCl_3) δ 11.05 (d, J = 6.9 Hz, 1H), 8.17 (s, 1H), 7.90 (d, J = 8.3 Hz, 1H), 7.85–7.80 (m, 1H), 7.60–7.41 (m, 6H), 6.36 (d, J = 7.6 Hz, 1H), 5.20–5.11 (m, 1H), 1.51 (d, J = 6.4 Hz, 3H).

Example 30: Preparation of (S)-4-((1-(6-fluoro-3-(3-fluorophenyl)-4-oxo-3,4-dihydroquinazoline-2-yl)ethyl)amino)pyrido[2,3-d]pyrimidine-5(8H)-one



Step 1: Preparation of (S)-4-((1-(6-fluoro-3-(3-fluorophenyl)-4-oxo-3,4-dihydroquinazoline-2-yl)ethyl)amino)-8-(4-methoxybenzyl)pyrido[2,3-d]pyrimidine-5(8H)-one

5 The target compound was prepared by using the compound prepared in Preparative Example 26 according to the same manner as described in step 7 of Example 1.

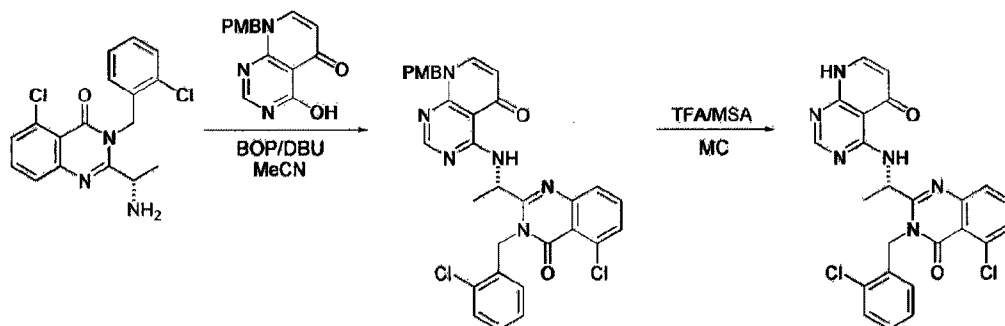
¹H NMR(300 MHz, CDCl₃) δ 10.97-10.91(m, 1H), 8.28(s, 1H), 7.90-7.72(m, 3H), 7.59- 7.50(m, 4H), 7.24-7.20(m, 3H),
10 6.86(d, J = 7.8Hz 2H), 6.32(d, J = 7.8 Hz, 1H), 5.35(s, 2H), 5.17-5.10(m, 1H), 3.78(s, 3H), 1.53(d, J = 6.5 Hz, 3H).

Step 2: Preparation of (S)-4-((1-(6-fluoro-3-(3-fluorophenyl)-4-oxo-3,4-dihydroquinazoline-2-yl)ethyl)amino)pyrido[2,3-d]pyrimidine-5(8H)-one

The target compound was prepared by using the compound prepared in step 1 according to the same manner as described in step 8 of Example 1.

20 ¹H NMR(300 MHz, CDCl₃) δ 10.84-10.78(m, 1H), 8.20(d, J = 5.4 Hz, 1H), 7.91-7.77(m, 2H), 7.59-7.46(m, 3H), 7.22-7.08(m, 2H), 6.34(d, J = 7.4 Hz, 1H), 5.18-5.09(m, 1H), 1.53(d, J = 6.5 Hz, 3H).

25 Example 31: Preparation of (S)-4-((1-(5-chloro-3-(2-chlorobenzyl)-4-oxo-3,4-dihydroquinazoline-2-yl)ethyl)amino)pyrido[2,3-d]pyrimidine-5(8H)-one



단계 1: (S)-4-((1-(5-chloro-3-(2-chlorobenzyl)-4-oxo-3,4-dihydroquinazoline-2-yl)ethyl)amino)-8-(4-methoxybenzyl)pyrido[2,3-d]pyrimidine-5(8H)-one의 제조

5 The target compound was prepared by using the compound prepared in Preparative Example 27 according to the same manner as described in step 7 of Example 1.

¹H NMR(300 MHz, CDCl₃) δ 10.84(d, J = 7.8 Hz, 1H), 8.32(s, 1H), 7.71-7.58(m, 2H), 7.47(t, J = 8.3 Hz, 2H),
 10 7.26-7.18(m, 3H), 7.01(s, 2H), 6.87(d, J = 7.7 Hz, 2H), 6.79(d, J = 5.2 Hz, 1H), 6.23(d, J = 7.8 Hz, 1H), 5.79-5.73(m, 1H), 5.63-5.54(m, 1H), 5.46-5.36(m, 3H), 3.80(s, 3H), 1.56(d, J = 6.2 Hz, 3H).

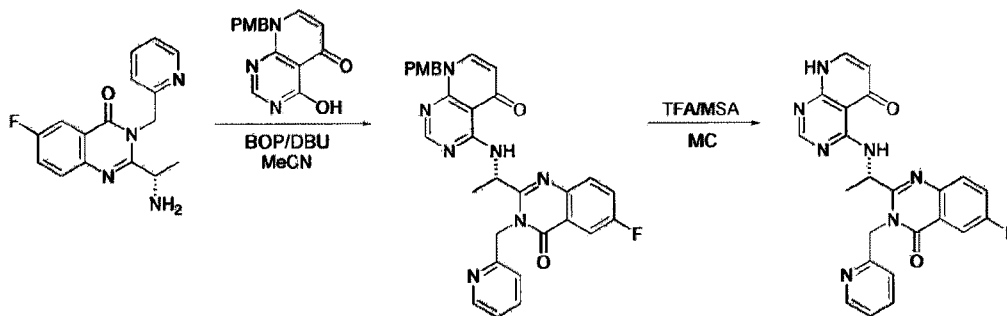
15 Step 2: Preparation of ((S)-4-((1-(5-chloro-3-(2-chlorobenzyl)-4-oxo-3,4-dihydroquinazoline-2-yl)ethyl)amino)pyrido[2,3-d]pyrimidine-5(8H)-one

The target compound was prepared by using the compound prepared in step 1 according to the same manner as
 20 described in step 8 of Example 1.

¹H NMR(300 MHz, CDCl₃) δ 10.84(d, J = 7.9 Hz, 1H), 8.22(s, 1H), 7.72(dd, J = 7.9, 0.8 Hz, 1H), 7.62(t, J = 7.8

Hz, 2H), 7.51-7.46(m, 2H), 7.33-7.30(m, 1H), 7.13-7.04(m, 2H), 6.83-6.80(m, 1H), 6.29(d, J = 7.7 Hz, 1H), 5.78(d, J = 17.1 Hz, 1H), 5.61-5.52(m, 1H), 5.49-5.41(m, 1H), 1.57(d, J = 6.6 Hz, 1H). (m, 1H), 5.46-5.36(m, 3H), 3.80(s, 3H),
 5 1.56(d, J = 6.2 Hz, 3H).

Example 32: Preparation of (S)-4-((1-(6-fluoro-4-oxo-3-(pyridine-2-ylmethyl)-3,4-dihydroquinazoline-2-yl)ethyl)amino)pyrido[2,3-d]pyrimidine-5(8H)-one



10

Step 1: Preparation of (S)-4-((1-(6-fluoro-4-oxo-3-(pyridine-2-ylmethyl)-3,4-dihydroquinazoline-2-yl)ethyl)amino)-8-(4-methoxybenzyl)pyrido[2,3-d]pyrimidine-5(8H)-one

15 The target compound was prepared by using the compound prepared in Preparative Example 28 according to the same manner as described in step 7 of Example 1.

¹H NMR(300 MHz, CDCl₃) δ 11.02(d, J = 7.7 Hz, 1H), 8.41(d, J = 4.4 Hz, 1H), 8.40(s, 1H), 7.89(dd, J = 8.5, 2.9 Hz, 1H), 7.78(dd, J = 9.0, 4.9 Hz, 1H), 7.81-7.39(m, 2H), 7.21(d, J = 8.6 Hz, 2H), 7.09(dd, J = 7.0, 5.3 Hz, 1H), 6.86(d, J = 8.6 Hz, 2H), 6.29(d, J = 7.9 Hz, 1H), 5.89-

20

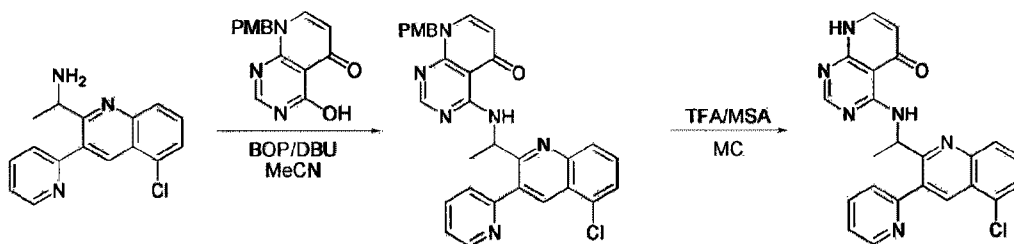
5.80(m, 2H), 5.59(d, J = 16.2 Hz, 1H), 5.33(dd, J = 14.6, 16.1 Hz, 2H), 3.78(s, 3H), 1.59(d, J = 6.5 Hz, 3H).

Step 2: Preparation of (S)-4-((1-(6-fluoro-4-oxo-3-(pyridine-2-ylmethyl)-3,4-dihydroquinazoline-2-yl)ethyl)amino)pyrido[2,3-d]pyrimidine-5(8H)-one

The target compound was prepared by using the compound prepared in step 1 according to the same manner as described in step 8 of Example 1.

¹H NMR(300 MHz, CDCl₃) δ 11.19(d, J = 7.6 Hz, 1H), 8.46(d, J = 4.3 Hz, 1H), 8.23(s, 1H), 7.90(dd, J = 8.5, 3.0 Hz, 1H), 7.81(dd, J = 9.0, 4.9 Hz, 1H), 7.63(td, J = 1.7, 7.7 Hz, 1H), 7.51-7.43(m, 2H), 7.31(d, J = 7.9 Hz, 1H), 7.15(dd, J = 7.0, 5.0 Hz, 1H), 6.34(d, J = 7.7 Hz, 1H), 5.95-5.81(m 2H), 5.54(d, J = 16.1 Hz, 1H), 1.61(d, J = 6.5 Hz, 3H).

Example 33: Preparation of 4-((1-(5-chloro-3-(pyridine-2-yl)quinoline-2-yl)ethyl)amino)pyrido[2,3-d]pyrimidine-5(8H)-one



Step 1: Preparation of 4-((1-(5-chloro-3-(pyridine-2-yl)quinoline-2-yl)ethyl)amino)-8-(4-methoxybenzyl)pyrido[2,3-d]pyrimidine-5(8H)-one

4-((1-(5-chloro-3-(pyridine-2-yl)quinoline-2-yl)ethyl)amino)-8-(4-methoxybenzyl)pyrido[2,3-d]pyrimidine-5(8H)-one was prepared as a pale yellow solid by using 1-(5-chloro-3-(pyridine-2-yl)quinoline-2-yl)ethane-1-amine prepared in Preparative Example 29 according to the same manner as described in step 7 of Example 1.

¹H NMR(300 MHz, CDCl₃) δ 11.6(d, J = 7.4 Hz, 1H), 8.81(d, J = 4.8 Hz, 1H), 8.51(s, 1H), 8.32(s, 1H), 8.81(d, J = 4.8 Hz, 1H), 8.23(d, J = 8.0 Hz, 1H), 7.87-7.82(m, 1H), 7.67-7.60(m, 3H), 7.44(d, J = 7.9 Hz, 1H), 7.40-7.35(m, 1H), 7.19(d, J = 8.6 Hz, 2H), 6.85(d, J = 8.6 Hz, 2H), 6.31(d, J = 7.9 Hz, 1H), 6.16-6.07(m, 1H), 5.33(s, 2H), 3.78(s, 3H), 1.56(d, J = 6.6 Hz, 2H).

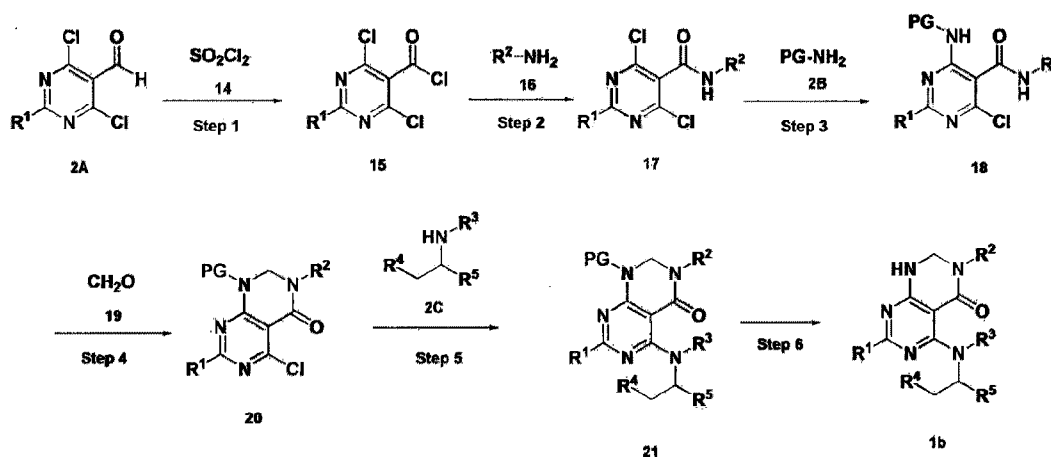
Step 2: Preparation of 4-((1-(5-chloro-3-(pyridine-2-yl)quinoline-2-yl)ethyl)amino)pyrido[2,3-d]pyrimidine-5(8H)-one

4-((1-(5-chloro-3-(pyridine-2-yl)quinoline-2-yl)ethyl)amino)pyrido[2,3-d]pyrimidine-5(8H)-one was prepared as a white solid by using 4-((1-(5-chloro-3-(pyridine-2-yl)quinoline-2-yl)ethyl)amino)-8-(4-methoxybenzyl)pyrido[2,3-d]pyrimidine-5(8H)-one prepared in step 1 according to the same manner as described in step 8 of Example 1.

^1H NMR (300 MHz, CDCl_3) δ 11.54 (d, $J = 7.1$ Hz, 1H), 10.86 (s, 1H), 8.83 (d, $J = 4.7$ Hz, 1H), 8.54 (s, 1H), 8.26 (s, 1H), 8.24 (s, 1H), 7.87 (t, $J = 7.7$ Hz, 1H), 7.69–7.61 (m, 3H), 7.44–7.37 (m, 2H), 6.32 (d, $J = 6.8$ Hz, 1H), 6.20–6.12 (m, 1H), 1.57 (d, $J = 6.3$ Hz, 3H).

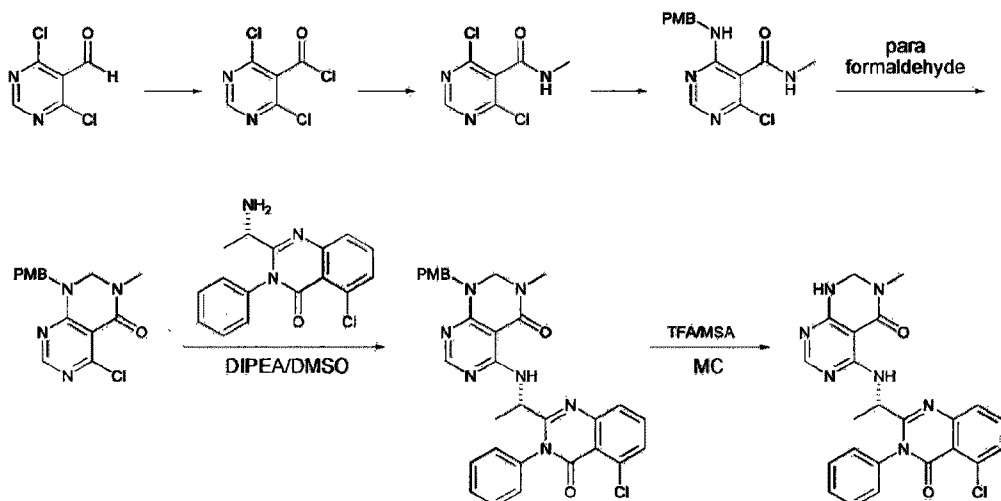
The following examples 34 ~ 65 were performed by the method represented by the reaction formula 2.

[Reaction Formula 2]



10

Example 34: Preparation of (S)-5-((1-(5-chloro-4-oxo-3-phenyl-3,4-dihydroquinazoline-2-yl)ethyl)amino)-3-methyl-2,3-dihydropyrimido[4,5-d]pyrimidine-4(1H)-one



Steps 1 and 2: Preparation of 4,6-dichloro-N-methylpyrimidine-5-carboxamide

1.00 g (5.65 mmol) of 4,6-dichloropyrimidine-5-carboxaldehyde was dissolved in 15 mL of CCl_4 , to which 0.78 mL (9.61 mmol) of sulfuryl chloride and 46 mg (0.28 mmol) of 2-2-azobis(2-methyl propionitrile) were added, followed by stirring at 80°C for 3 hours. The reaction mixture was cooled down to room temperature and filtered under reduced pressure. 5 mL of anhydrous toluene was added thereto, followed by filtration under reduced pressure. The resultant product was dissolved in 15 mL of anhydrous tetrahydrofuran, to which 4.73 mL of 2.0 M methylamine/tetrahydrofuran solution was added at -20°C , followed by stirring at -20°C for 2 hours. The reaction mixture was added with 1 N HCl and filtered under reduced pressure. Ethyl acetate and water were added thereto, followed by extraction. The extracted organic layer was separated, dried (Na_2SO_4), filtered, and concentrated under

reduced pressure. The residue was separated by column chromatography (SiO₂, eluent: dichloromethane/methanol, 20/1) to give 0.8 g of the target compound 4,6-dichloro-N-methylpyrimidine-5-carboxamide as a pale yellow solid (3.88 mmol, yield: 69%).

¹H NMR (300 MHz, CDCl₃) δ 8.81 (s, 1H), 5.87 (brs, 1H), 3.08 (d, J = 2.6 Hz, 3H).

Step 3: Preparation of 4-chloro-6-((4-methoxybenzyl)amino)-N-methylpyrimidine-5-carboxamide

3.0 g (14.5 mmol) of 4,6-dichloro-N-methylpyrimidine-5-carboxamide prepared in step 1 and step 2 was dissolved in 80 mL of anhydrous tetrahydrofuran, to which 1.8 mL (15.2 mmol, 1.05 eq) of p-methoxybenzylamine and 2.8 mL (16.0 mmol, 1.1 eq) of diisopropylethylamine (DIPEA) were added, followed by stirring for 6 hours. The reaction mixture was distilled under reduced pressure. Water was added thereto, followed by extraction with ethyl acetate. The extracted organic layer was separated, dried (Na₂SO₄), filtered, and concentrated under reduced pressure. The residue was separated by column chromatography (SiO₂, eluent: hexane/ethylacetate, 4/1) to give 3.73 g of the target compound 4-chloro-6-((4-methoxybenzyl)amino)-N-methylpyrimidine-5-carboxamide as a transparent oil (12.1 mmol, yield: 84%).

¹H NMR (300 MHz, CDCl₃) δ 8.31 (s, 1H), 8.24 (s, 1H), 7.25 (d, J = 8.9 Hz, 2H), 6.86 (d, J = 8.5 Hz, 2H), 6.70

(s, 1H), 4.62 (d, J = 5.4 Hz, 2H), 3.79 (s, 3H), 2.97 (d, J = 4.7 Hz, 2H).

Step 4: Preparation of 5-chloro-1-(4-methoxybenzyl)-3-methyl-2,3-dihydropyrimido[4,5-d]pyrimidine-4(1H)-one

3.7 g (12 mmol) of 4-chloro-6-((4-methoxybenzyl)amino)-N-methyl-pyrimidine-5-carboxamide prepared in step 3, 3.6 g (120 mmol, >10 eq) of paraformaldehyde, and 228 mg (1.2 mmol, 0.1 eq) of p-toluenesulfonic acid were dissolved in 100 mL of toluene, which was stirred at 130°C for 12 hours in dean-stark trap. The reaction mixture was cooled down to room temperature and distilled under reduced pressure. The resultant product was separated by column chromatography (SiO₂, eluent: hexane/ethylacetate, 3/1) to give 3.0 g of the target compound as a white solid (9.4 mmol, yield: 78%).

¹H NMR (300 MHz, CDCl₃) δ 8.43 (s, 1H), 7.22 (d, J = 8.9 Hz, 2H), 6.88 (d, J = 8.4 Hz, 2H), 4.86 (s, 2H), 4.55 (s, 2H), 3.81 (s, 3H), 2.98 (s, 3H).

20

Step 5: Preparation of (S)-5-((1-(5-chloro-4-oxo-3-phenyl-3,4-dihydroquinazoline-2-yl)ethyl)amino)-1-(4-methoxybenzyl)-3-methyl-2,3-dihydropyrimido[4,5-d]pyrimidine-4(1H)-one

50 mg (0.16 mmol) of 5-chloro-1-(4-methoxybenzyl)-3-methyl-2,3-dihydropyrimido[4,5-d]pyrimidine-4(1H)-one prepared in step 4 was dissolved in 2 mL of anhydrous

dimethylsulfoxide (DMSO), to which 57 mg (0.19 mmol, 1.2 equivalent) of (S)-2-(1-aminoethyl)-5-chloro-3-phenylquinazoline-4(3H)-one and 0.06 mL (0.35 mmol, 2.2 equivalent) of diisopropylethylamine (DIPEA) were added, followed by stirring at 70°C for 12 hours. The reaction mixture was cooled down to room temperature. Water was added thereto, followed by extraction with ethyl acetate. The extracted organic layer was separated, dried (Na₂SO₄), filtered, and concentrated under reduced pressure. The residue was separated by column chromatography (SiO₂, eluent: hexane/ethylacetate, 2/1) to give 88 mg of the target compound (S)-5-((1-(5-chloro-4-oxo-3-phenyl-3,4-dihydroquinazoline-2-yl)ethyl)amino)-1-(4-methoxybenzyl)-3-methyl-2,3-dihydropyrimido[4,5-d]pyrimidine-4(1H)-one as a white solid (0.15 mmol, yield: 94%).

¹H NMR (300 MHz, CDCl₃) δ 9.49 (d, J = 7.0 Hz, -NH), 8.03 (s, 1H), 7.70-7.68 (m, 1H), 7.61-7.44 (m, 7H), 7.31-7.28 (m, 1H), 7.21 (d, J = 8.6 Hz, 2H), 6.86 (d, J = 8.6 Hz, 2H), 5.06-5.02 (m, 1H), 4.74 (s, 2H), 4.45 (s, 2H), 3.79 (s, 3H), 2.89 (s, 3H), 1.44 (d, J = 6.6 Hz, 3H).

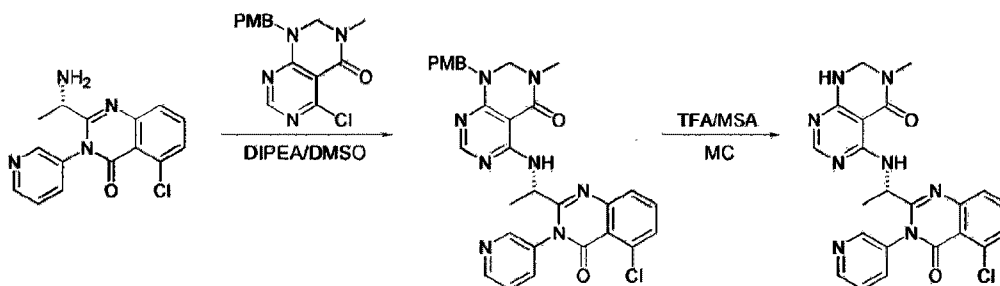
Step 6: Preparation of (S)-5-((1-(5-chloro-4-oxo-3-phenyl-3,4-dihydroquinazoline-2-yl)ethyl)amino)-3-methyl-2,3-dihydropyrimido[4,5-d]pyrimidine-4(1H)-one

57 mg of (S)-5-((1-(5-chloro-4-oxo-3-phenyl-3,4-dihydroquinazoline-2-yl)ethyl)amino)-3-methyl-2,3-dihydropyrimido[4,5-d]pyrimidine-4(1H)-one was prepared as

a white solid by using 70 mg (0.13 mmol) of (S)-5-((1-(5-chloro-4-oxo-3-phenyl-3,4-dihydro-quinazoline-2-yl)ethyl)amino)-1-(4-methoxybenzyl)-3-methyl-2,3-dihydropyrimido[4,5-d]pyrimidine-4(1H)-one prepared in step 5 according to the same manner as described in step 8 of Example 1 (0.12 mmol, yield: 99%).

¹H NMR (300 MHz, CDCl₃) δ 9.43 (d, J = 7.9 Hz, -1H), 7.88 (s, 1H), 7.69-7.67 (m, 1H), 7.61-7.43 (m, 6H), 7.32-7.29 (m, 1H), 6.97 (s, -NH), 5.02-4.97 (m, 1H), 4.69 (s, 2H), 2.97 (s, 3H), 1.43 (d, J = 5.9 Hz, 3H).

Example 35: Preparation of (S)-5-((1-(5-chloro-4-oxo-3-(pyridine-3-yl)-3,4-dihydroquinazoline-2-yl)ethyl)amino)-3-methyl-2,3-dihydropyrimido[4,5-d]pyrimidine-4(1H)-one



Step 1: Preparation of (S)-5-((1-(5-chloro-4-oxo-3-(pyridine-3-yl)-3,4-dihydroquinazoline-2-yl)ethyl)amino)-1-(4-methoxybenzyl)-3-methyl-2,3-dihydropyrimido[4,5-d]pyrimidine-4(1H)-one

83 mg of (S)-5-((1-(5-chloro-4-oxo-3-(pyridine-3-yl)-3,4-dihydroquinazoline-2-yl)ethyl)amino)-1-(4-methoxybenzyl)-3-methyl-2,3-dihydropyrimido[4,5-d]pyrimidine-4(1H)-one was prepared as a white solid

according to the same manner as described in step 5 of Example 34 except that (S)-2-(1-aminoethyl)-5-chloro-3-(pyridine-3-yl)quinazoline-4(3H)-one was used (0.14 mmol, yield: 94%).

5 ^1H NMR (300 MHz, CDCl_3) δ 9.39-9.35 (m, 1H), 8.76-8.71 (m, 1H), 8.03 (d, $J = 8.1$ Hz, 2H), 7.70-7.46 (m, 3H), 7.20 (d, $J = 8.6$ Hz, 2H), 6.86 (d, $J = 8.6$ Hz, 2H), 5.02-4.89 (m, 1H), 4.8-4.65 (m, 2H), 4.46 (s, 2H), 3.79 (s, 3H), 2.90 (s, 3H), 1.50-1.44 (m, 3H).

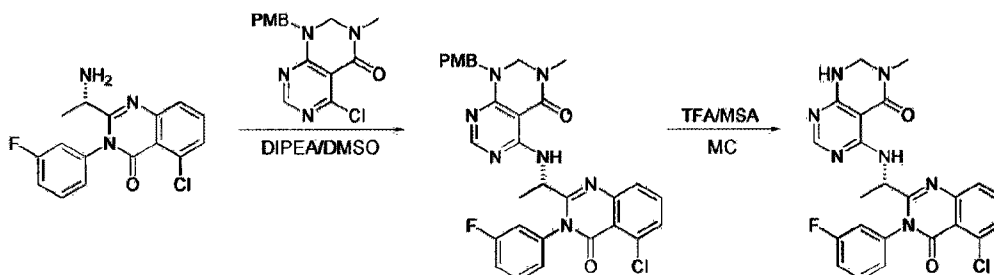
10

Step 2: Preparation of (S)-5-((1-(5-chloro-4-oxo-3-(pyridine-3-yl)-3,4-dihydroquinazoline-2-yl)ethyl)amino)-3-methyl-2,3-dihydropyrimido[4,5-d]pyrimidine-4(1H)-one

56 mg of (S)-5-((1-(5-chloro-4-oxo-3-(pyridine-3-yl)-3,4-dihydroquinazoline-2-yl)ethyl)amino)-3-methyl-2,3-dihydropyrimido[4,5-d]pyrimidine-4(1H)-one was prepared as a white solid according to the same manner as described in step 6 of Example 34 except that (S)-5-((1-(5-chloro-4-oxo-3-(pyridine-3-yl)-3,4-dihydroquinazoline-2-yl)ethyl)amino)-1-(4-methoxybenzyl)-3-methyl-2,3-dihydropyrimido[4,5-d]pyrimidine-4(1H)-one was used (0.12 mmol, yield: 99%).

25 ^1H NMR (300 MHz, CDCl_3) δ 9.30-9.25 (m, 1H), 8.74-8.71 (m, 1H), 8.57 (s, 1H), 7.91 (d, $J = 8.9$ Hz, 2H), 7.91 (d, $J = 7.2$ Hz, 1H), 7.70-7.59 (m, 2H), 7.53-7.44 (m, 2H), 5.88 (s, 1H), 5.73 (s, 1H), 5.00-4.86 (m, 1H), 4.72 (s, 2H), 2.99 (s, 3H), 1.50-1.43 (m, 3H).

Example 36: Preparation of (S)-5-((1-(5-chloro-3-(3-fluorophenyl)-4-oxo-3,4-dihydroquinazoline-2-yl)ethyl)amino)-3-methyl-2,3-dihydropyrimido[4,5-d]pyrimidine-4(1H)-one



5

Step 1: Preparation of (S)-5-((1-(5-chloro-3-(3-fluorophenyl)-4-oxo-3,4-dihydroquinazoline-2-yl)ethyl)amino)-1-(4-methoxybenzyl)-3-methyl-2,3-dihydropyrimido[4,5-d]pyrimidine-4(1H)-one

10 87 mg of (S)-5-((1-(5-chloro-3-(3-fluorophenyl)-4-oxo-3,4-dihydroquinazoline-2-yl)ethyl)amino)-1-(4-methoxybenzyl)-3-methyl-2,3-dihydropyrimido[4,5-d]pyrimidine-4(1H)-one was prepared as a white solid according to the same manner as described in step 5 of
 15 Example 34 except that (S)-2-(1-aminoethyl)-5-chloro-3-(3-fluorophenyl)quinazoline-4(3H)-one was used (0.14 mmol, yield: 91%).

¹H NMR (300 MHz, CDCl₃) δ 9.45-9.36 (m, 1H), 7.62-7.50 (m, 4H), 7.42-7.39 (m, 1H), 7.27-7.14 (m, 4H), 7.07-6.99 (m, 1H), 6.84 (d, J = 8.0 Hz, 2H), 4.84-4.69 (m, 3H), 4.73 (s, 2H), 3.89-3.80 (m, 1H), 3.79 (s, 3H), 3.57-3.48 (m, 1H), 2.90 (s, 3H), 2.33-2.24 (m, 1H), 2.13-2.06 (m, 2H), 1.50-1.44 (m, 3H).

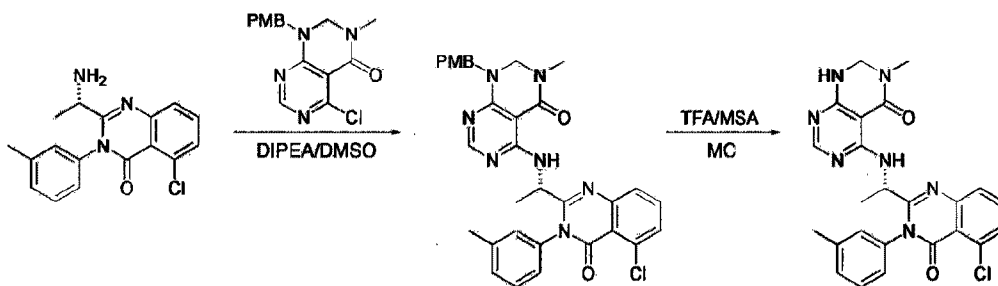
20

Step 2: Preparation of (S)-5-((1-(5-chloro-3-(3-fluorophenyl)-4-oxo-3,4-dihydroquinazoline-2-yl)ethyl)amino)-3-methyl-2,3-dihydropyrimido[4,5-d]pyrimidine-4(1H)-one

61 mg of (S)-5-((1-(5-chloro-3-(3-fluorophenyl)-4-oxo-3,4-dihydroquinazoline-2-yl)ethyl)amino)-3-methyl-2,3-dihydropyrimido[4,5-d]pyrimidine-4(1H)-one was prepared as a white solid according to the same manner as described in step 6 of Example 34 except that (S)-5-((1-(5-chloro-3-(3-fluorophenyl)-4-oxo-3,4-dihydroquinazoline-2-yl)ethyl)amino)-1-(4-methoxybenzyl)-3-methyl-2,3-dihydropyrimido[4,5-d]pyrimidine-4(1H)-one was used (0.12 mmol, yield: 99%).

^1H NMR (300 MHz, CDCl_3) δ 9.40-9.31 (m, 1H), 7.89 (d, J = 4.65 Hz, 1H), 7.69-7.44 (m, 4H), 7.25-7.04 (m, 2H), 6.89-6.80 (m, 1H), 5.04-4.95 (m, 1H), 4.71 (s, 2H), 2.98 (m, 2H), 1.46 (m, J = 5.98, 3H).

Example 37: Preparation of (S)-5-((1-(5-chloro-4-oxo-3-(m-tolyl)-3,4-dihydroquinazoline-2-yl)ethyl)amino)-3-methyl-2,3-dihydropyrimido[4,5-d]pyrimidine-4(1H)-one



Step 1: Preparation of (S)-5-((1-(5-chloro-4-oxo-3-(m-tolyl)-3,4-dihydroquinazoline-2-yl)ethyl)amino)-1-(4-methoxybenzyl)-3-methyl-2,3-dihydropyrimido[4,5-d]pyrimidine-4(1H)-one

5 85 mg of (S)-5-((1-(5-chloro-4-oxo-3-(m-tolyl)-3,4-dihydroquinazoline-2-yl)ethyl)amino)-1-(4-methoxybenzyl)-3-methyl-2,3-dihydropyrimido[4,5-d]pyrimidine-4(1H)-one was prepared as a white solid according to the same manner as described in step 5 of Example 34 except that (S)-2-(1-aminoethyl)-5-chloro-3-m-tolylquinazoline-4(3H)-one was
10 used (0.14 mmol, yield: 89%).

¹H NMR (300 MHz, CDCl₃) δ 9.52-9.43 (m, 1H), 8.03 (s, 1H), 7.70-7.67 (m, 2H), 7.60-54 (m, 1H), 7.44-7.40 (m, 2H), 7.29-7.18 (m, 3H), 7.10 (s, 1H), 6.84 (d, J = 8.8 Hz, 2H),
15 5.10-04 (m, 1H), 4.73 (s, 2H), 4.44 (s, 2H), 3.78 (s, 3H), 2.89 (s, 3H), 2.35 (s, 3H), 1.47-1.43 (m, 3H).

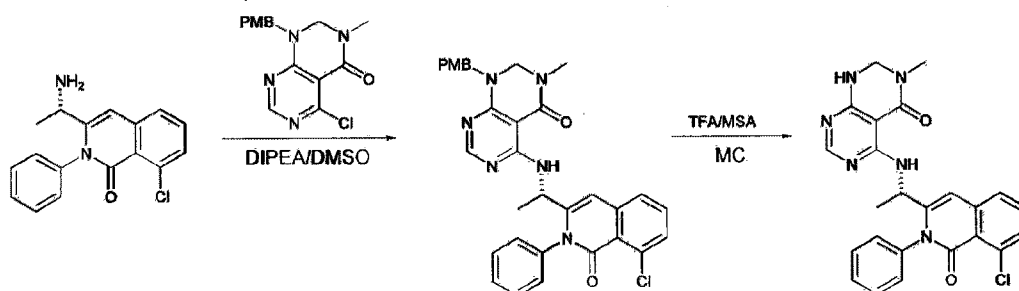
Step 2: Preparation of (S)-5-((1-(5-chloro-4-oxo-3-(m-tolyl)-3,4-dihydroquinazoline-2-yl)ethyl)amino)-3-methyl-2,3-dihydropyrimido[4,5-d]pyrimidine-4(1H)-one

20 57 mg of (S)-5-((1-(5-chloro-4-oxo-3-(m-tolyl)-3,4-dihydroquinazoline-2-yl)ethyl)amino)-3-methyl-2,3-dihydropyrimido[4,5-d]pyrimidine-4(1H)-one was prepared as a white solid according to the same manner as described in step 6 of Example 34 except that (S)-5-((1-(5-chloro-4-oxo-3-(m-tolyl)-3,4-dihydroquinazoline-2-yl)ethyl)amino)-1-(4-

methoxybenzyl)-3-methyl-2,3-dihydropyrimido[4,5-d]pyrimidine-4(1H)-one was used (0.12 mmol, yield: 99%).

¹H NMR (300 MHz, CDCl₃) δ 9.44-9.36 (m, 1H), 7.90 (d, J = 4.9 Hz, 1H), 7.69 (d, J = 6.8 Hz, 1H), 7.61-7.56 (m, 1H), 7.46-7.37 (m, 2H), 7.31-7.28 (m, 1H), 7.23 (s, 1H), 7.07 (s, 1H), 6.11 (m, 1H), 5.08-5.02 (m, 1H), 4.70 (s, 2H), 2.99 (s, 3H), 2.35 (s, 3H), 1.45-1.43 (m, 3H).

Example 38: Preparation of (S)-5-((1-(8-chloro-1-oxo-2-phenyl-1,2-dihydroisoquinoline-3-yl)ethyl)amino)-3-methyl-2,3-dihydropyrimido[4,5-d]pyrimidine-4(1H)-one



Step 1: Preparation of (S)-5-((1-(8-chloro-1-oxo-2-phenyl-1,2-dihydroisoquinoline-3-yl)ethyl)amino)-1-(4-methoxybenzyl)-3-methyl-2,3-dihydropyrimido[4,5-d]pyrimidine-4(1H)-one

30 mg of (S)-5-((1-(8-chloro-1-oxo-2-phenyl-1,2-dihydroisoquinoline-3-yl)ethyl)amino)-1-(4-methoxybenzyl)-3-methyl-2,3-dihydropyrimido[4,5-d]pyrimidine-4(1H)-one was prepared as a pale yellow solid by using 20 mg (0.063 mmol) of 5-chloro-1-(4-methoxybenzyl)-3-methyl-2,3-dihydropyrimido[4,5-d]pyrimidine-4(1H)-one prepared in step 4 of Example 34 and 19 mg (0.063 mmol) of (S)-3-(1-

aminoethyl)-8-chloro-2-phenylisoquinoline-1(2H)-one

according to the same manner as described in step 5 of Example 34 (0.052 mmol, yield: 82%).

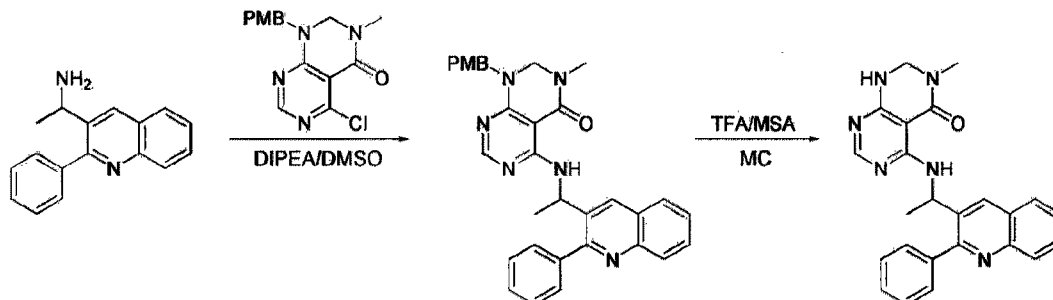
¹H NMR (300 MHz, CDCl₃) δ 9.16 (d, J = 7.8 Hz, 1H), 8.06
 5 (s, 1H), 7.43-7.54 (m, 8H), 7.32 (d, J = 8.6 Hz, 2H), 7.22
 (d, J = 8.4 Hz, 2H) 6.56 (s, 1H), 4.87 (t, J = 7.1 Hz, 1H),
 4.75 (s, 2H), 4.47 (s, 2H), 3.80 (s, 3H), 2.91 (s, 3H),
 1.38 (d, J = 6.8 Hz, 3H).

10 Step 2: Preparation of (S)-5-((1-(8-chloro-1-oxo-2-phenyl-1,2-dihydroisoquinoline-3-yl)ethyl)amino)-3-methyl-2,3-dihydropyrimido[4,5-d]pyrimidine-4(1H)-one

22 mg of (S)-5-((1-(8-chloro-1-oxo-2-phenyl-1,2-dihydroisoquinoline-3-yl)ethyl)amino)-3-methyl-2,3-dihydropyrimido[4,5-d]pyrimidine-4(1H)-one was prepared as
 15 a yellow solid by using 30 mg (0.052 mmol) of (S)-5-((1-(8-chloro-1-oxo-2-phenyl-1,2-dihydroisoquinoline-3-yl)ethyl)amino)-1-(4-methoxybenzyl)-3-methyl-2,3-dihydropyrimido[4,5-d]pyrimidine-4(1H)-one prepared in step
 20 1 according to the same manner as described in step 8 of Example 1 (0.048 mmol, yield: 92%).

¹H NMR (300 MHz, CDCl₃) δ 9.07 (d, J = 6.4 Hz, 1H), 7.92
 (s, 1H), 7.36-7.51 (m, 7H), 7.29-7.32 (m, 1H), 6.55 (s, 1H), 6.11 (brs, 1H), 4.85 (t, J = 7.9 Hz, 1H), 4.73 (s, 2H),
 25 2.99 (s, 3H), 1.38 (d, J = 7.2 Hz, 3H).

Example 39: Preparation of 3-methyl-5-((1-(2-phenylquinoline-3-yl)ethyl)amino)-2,3-dihydropyrimido[4,5-d]pyrimidine-4(1H)-one



5 Step 1: Preparation of 1-(4-methoxybenzyl)-3-methyl-5-((1-(2-phenylquinoline-3-yl)ethyl)amino)-2,3-dihydropyrimido[4,5-d]pyrimidine-4(1H)-one

10 mg of 1-(4-methoxybenzyl)-3-methyl-5-((1-(2-phenylquinoline-3-yl)ethyl)amino)-2,3-dihydropyrimido[4,5-d]pyrimidine-4(1H)-one was prepared as a yellow solid by using 8 mg (0.025 mmol) of 5-chloro-1-(4-methoxybenzyl)-3-methyl-2,3-dihydropyrimido[4,5-d]pyrimidine-4(1H)-one prepared in step 4 of Example 34 and 7.5 mg (0.030 mmol) of 1-(2-phenylquinoline-3-yl)ethane-1-amine according to the
15 same manner as described in step 5 of Example 34 (0.019 mmol, yield: 75%).

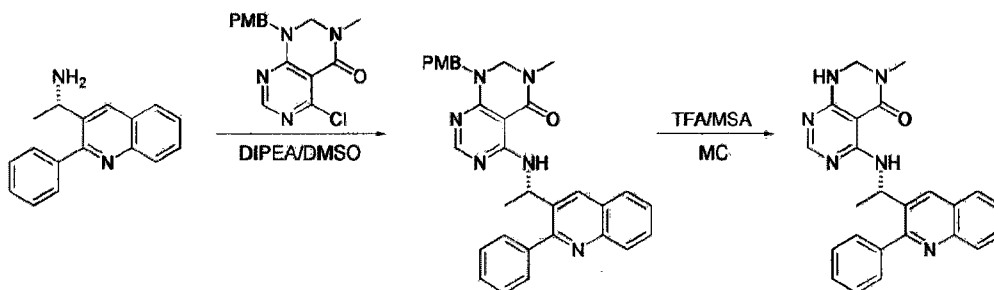
¹H NMR (300 MHz, CDCl₃) δ 9.39 (d, J = 7.2 Hz, 1H), 8.25 (s, 1H), 8.15 (d, J = 9.3 Hz, 1H), 8.01 (s, 1H), 7.83 (d, J = 8.6 Hz, 1H), 7.76 (d, J = 7.2 Hz, 2H), 7.68-7.70 (m, 1H),
20 7.47-7.54 (m, 5H), 7.22 (d, J = 8.6 Hz, 1H), 6.85 (d, J = 8.6 Hz, 2H) 6.64 (t, J = 7.2 Hz, 1H), 4.75 (d, J = 6.5 Hz, 2H), 4.47 (s, 2H), 3.79 (s, 3H), 2.93 (s, 3H), 1.47 (m, 3H).

Step 2: Preparation of 3-methyl-5-((1-(2-phenylquinoline-3-yl)ethyl)amino)-2,3-dihydropyrimido[4,5-d]pyrimidine-4(1H)-one

5 6 mg of 3-methyl-5-((1-(2-phenylquinoline-3-yl)ethyl)amino)-2,3-dihydropyrimido[4,5-d]pyrimidine-4(1H)-one was prepared as a yellow solid by using 10 mg (0.019 mmol) of 1-(4-methoxybenzyl)-3-methyl-5-((1-(2-phenylquinoline-3-yl)ethyl)amino)-2,3-dihydropyrimido[4,5-d]pyrimidine-4(1H)-one prepared in step 1 according to the same manner as described in step 8 of Example 1 (0.015 mmol, yield: 78%).

^1H NMR (300 MHz, CDCl_3) δ 9.52 (d, J = 6.1 Hz, 1H), 8.21 (s, 1H), 8.14 (d, J = 8.8 Hz, 1H), 7.92 (brs, 1H), 7.83 (d, J = 7.5 Hz, 1H), 7.69 (d, J = 8.1 Hz, 3H), 7.48-7.59 (m, 5H), 5.65 (t, J = 6.8 Hz, 1H), 4.78 (brs, 2H) 2.99 (s, 3H), 1.44 (d, J = 6.8 Hz, 3H).

Example 39-1: Preparation of (S)-3-methyl-5-((1-(2-phenylquinoline-3-yl)ethyl)amino)-2,3-dihydropyrimido[4,5-d]pyrimidine-4(1H)-one



Step 1: Preparation of (S)-5-((1-(2-phenylquinoline-3-yl)ethyl)amino)-1-(4-methoxybenzyl)-3-methyl-2,3-dihydropyrimido[4,5-d]pyrimidine-4(1H)-one

84 mg of (S)-5-((1-(2-phenylquinoline-3-yl)ethyl)amino)-1-(4-methoxybenzyl)-3-methyl-2,3-dihydropyrimido[4,5-d]pyrimidine-4(1H)-one was prepared as a white solid according to the same manner as described in step 5 of Example 34 except that (S)-1-(2-phenylquinoline-3-yl)ethaneamine was used (0.15 mmol, yield: 99%).

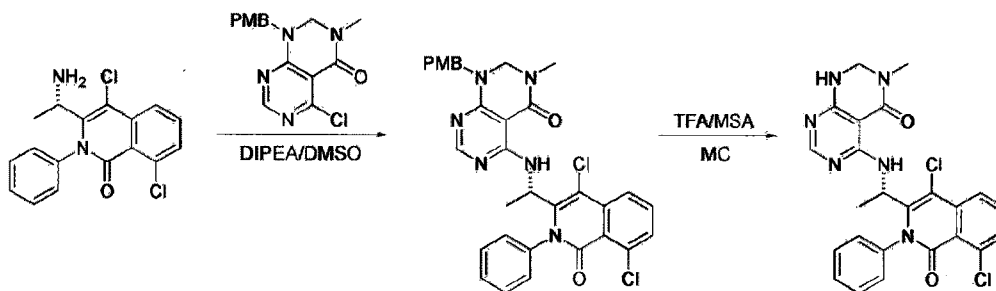
¹H NMR (300 MHz, CDCl₃) δ 9.39 (d, J = 7.8 Hz, 1H), 8.23 (s, 1H), 8.44 (d, J = 8.1 Hz, 1H), 8.08 (s, 1H), 7.82 (d, J = 7.8 Hz, 1H), 7.75 (d, J = 7.8 Hz, 2H), 7.69-7.64 (m, 1H), 7.53-7.43 (m, 4H), 7.21 (d, J = 8.4 Hz, 1H), 6.85 (d, J = 9.0 Hz, 2H), 5.67-5.62 (m, 1H), 4.74 (d, J = 8.4 Hz, 2H), 4.47 (s, 2H), 3.79 (s, 3H), 2.92 (s, 3H), 1.40 (d, J = 6.5 Hz, 3H).

Step 2: Preparation of (S)-3-methyl-5-((1-(2-phenylquinoline-3-yl)ethyl)amino)-2,3-dihydropyrimido[4,5-d]pyrimidine-4(1H)-one

52 mg of (S)-3-methyl-5-((1-(2-phenylquinoline-3-yl)ethyl)amino)-2,3-dihydropyrimido[4,5-d]pyrimidine-4(1H)-one was prepared as a white solid according to the same manner as described in step 6 of Example 34 except that (S)-5-((1-(2-phenylquinoline-3-yl)ethyl)amino)-1-(4-methoxybenzyl)-3-methyl-2,3-dihydropyrimido[4,5-d]pyrimidine-4(1H)-one was used (0.12 mmol, yield: 99%).

¹H NMR (300 MHz, CDCl₃) δ 9.31 (d, J = 6.9 Hz, -1H),
 8.22 (s, 1H), 8.13 (d, J = 7.7 Hz, -1H), 7.93 (s, 1H), 7.82
 (d, J = 7.7 Hz, -1H), 7.75-7.64 (m, 3H), 7.53-7.43 (m, 4H),
 6.71 (s, -NH), 5.66-5.56 (m, 1H), 4.69 (s, 2H), 2.98 (s,
 5 3H), 1.41 (d, J = 7.4 Hz, 3H).

Example 40: Preparation of (S)-5-((1-(4,8-dichloro-1-oxo-2-phenyl-1,2-dihydroisoquinoline-3-yl)ethyl)amino)-3-methyl-2,3-dihydropyrimido[4,5-d]pyrimidine-4(1H)-one



Step 1: Preparation of (S)-5-((1-(4,8-dichloro-1-oxo-2-phenylquinoline-3-yl)ethyl)amino)-1-(4-methoxybenzyl)-3-methyl-2,3-dihydropyrimido[4,5-d]pyrimidine-4(1H)-one

(S)-5-((1-(4,8-dichloro-1-oxo-2-phenylquinoline-3-yl)ethyl)amino)-1-(4-methoxybenzyl)-3-methyl-2,3-dihydropyrimido[4,5-d]pyrimidine-4(1H)-one was prepared according to the same manner as described in step 5 of Example 34 except that (S)-3-(1-aminoethyl)-4,8-dihydro-2-phenylisoquinoline-1(2H)-one was used.

¹H NMR (300 MHz, CDCl₃) δ 9.54 (br d, J = 6.6Hz, 1H),
 8.09 (s, 1H), 7.97 (dd, J = 7.7, 1.5Hz, 1H), 7.75 (br d, J
 = 7.7Hz, 1H), 7.46-7.61 (m, 6H), 7.15-7.21 (m, 3H), 6.80-
 6.87 (m, 2H), 4.97-5.05 (m, 1H), 4.72 (s, 2H), 4.39-4.47

(m, 2H), 3.78 (s, 3H), 2.88 (s, 3H), 1.60 (d, J = 7.2Hz, 3H).

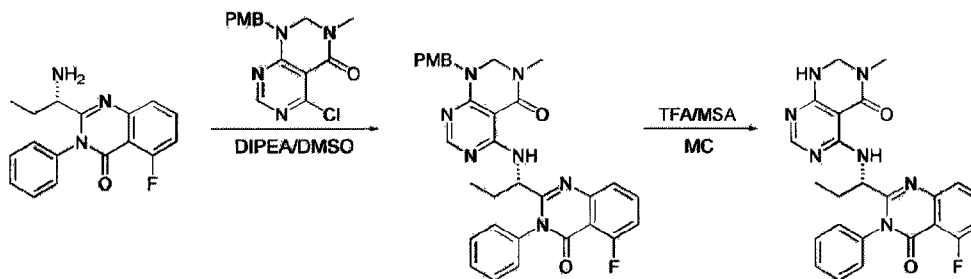
Step 2: Preparation of (S)-5-((1-(4,8-dichloro-1-oxo-2-phenyl-1,2-dihydroisoquinoline-3-yl)ethyl)amino)-3-methyl-2,3-dihydropyrimido[4,5-d]pyrimidine-4(1H)-one

(S)-5-((1-(4,8-dichloro-1-oxo-2-phenyl-1,2-dihydroisoquinoline-3-yl)ethyl)amino)-3-methyl-2,3-dihydropyrimido[4,5-d]pyrimidine-4(1H)-one was prepared according to the same manner as described in step 6 of Example 34 except that (S)-5-((1-(4,8-dichloro-1-oxo-2-phenylquinoline-3-yl)ethyl)amino)-1-(4-methoxybenzyl)-3-methyl-2,3-dihydropyrimido[4,5-d]pyrimidine-4(1H)-one was used.

¹H NMR (500 MHz, CDCl₃) δ 9.48 (br s, 1H), 7.98 (dd, J = 8.1, 0.9Hz, 1H), 7.96 (s, 1H), 7.74 (d, J = 7.8Hz, 1H), 7.49-7.61 (m, 5H), 7.18-7.21 (m, 1H), 6.70 (br s, 1H), 4.96-4.50 (m, 1H), 4.67-4.72 (m, 2H), 2.98 (s, 3H), 1.62 (d, J = 7.2Hz, 3H).

20

Example 41: Preparation of (S)-5-((1-(5-fluoro-4-oxo-3-phenyl-3,4-dihydroquinazoline-2-yl)propyl)amino)-3-methyl-2,3-dihydropyrimido[4,5-d]pyrimidine-4(1H)-one



Step 1: Preparation of (S)-5-((1-(5-fluoro-4-oxo-3-phenyl-3,4-dihydroquinazoline-2-yl)propyl)amino)-1-(4-methoxybenzyl)-3-methyl-2,3-dihydropyrimido[4,5-d]pyrimidine-4(1H)-one

91 mg of (S)-5-((1-(5-fluoro-4-oxo-3-phenyl-3,4-dihydroquinazoline-2-yl)propyl)amino)-1-(4-methoxybenzyl)-3-methyl-2,3-dihydropyrimido[4,5-d]pyrimidine-4(1H)-one was prepared as a white solid according to the same manner as described in step 5 of Example 34 except that (S)-2-(1-aminopropyl)-5-fluoro-3-phenylquinazoline-4(3H)-one was used (0.15 mmol, yield: 98%).

¹H NMR (300 MHz, CDCl₃) δ 9.43 (d, J = 9.4 Hz, 1H), 8.02 (s, 1H), 7.66-7.45 (m, 6H), 7.31-7.28 (m, 1H), 7.21 (d, J = 7.4 Hz, 2H), 7.11-7.05 (m, 1H), 5.01-4.96 (m, 1H), 4.74 (s, 2H), 4.45 (s, 2H), 3.79 (s, 3H), 2.91 (s, 3H), 1.93-1.75 (m, 2H), 0.86-0.82 (m, 3H).

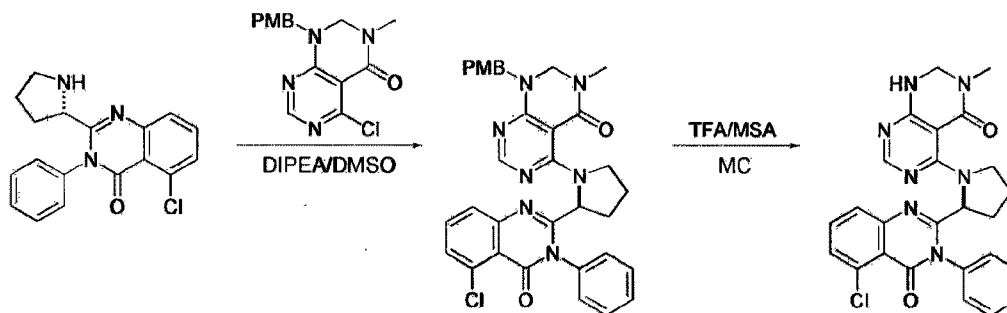
Step 2: Preparation of (S)-5-((1-(5-fluoro-4-oxo-3-phenyl-3,4-dihydroquinazoline-2-yl)propyl)amino)-3-methyl-2,3-dihydropyrimido[4,5-d]pyrimidine-4(1H)-one

55 mg of (S)-5-((1-(5-fluoro-4-oxo-3-phenyl-3,4-dihydroquinazoline-2-yl)propyl)amino)-3-methyl-2,3-

dihydropyrimido[4,5-d]pyrimidine-4(1H)-one was prepared as a white solid according to the same manner as described in step 6 of Example 34 except that (S)-5-((1-(5-fluoro-4-oxo-3-phenyl-3,4-dihydroquinazoline-2-yl)propyl)amino)-1-(4-methoxybenzyl)-3-methyl-2,3-dihydropyrimido[4,5-d]pyrimidine-4(1H)-one was used (0.12 mmol, yield: 99%).

¹H NMR (300 MHz, CDCl₃) δ 9.35 (d, J = 8.2 Hz, 1H), 7.88 (s, 1H), 7.69-7.62 (m, 1H), 7.57-7.50 (m, 4H), 7.44-7.41 (m, 1H), 7.30-7.28 (m, 1H), 7.11-7.05 (m, 1H), 6.28 (s, 1H), 4.83-4.91 (m, 1H), 4.70 (s, 2H), 2.98 (s, 3H), 1.92-1.75 (m, 2H), 0.87-0.82 (m, 3H).

Example 42: Preparation of (S)-5-(2-(5-chloro-4-oxo-3-phenyl-3,4-dihydroquinazoline-2-yl)pyrrolidine-1-yl)-3-methyl-2,3-dihydropyrimido[4,5-d]pyrimidine-4(1H)-one



Step 1: Preparation of (S)-5-(2-(5-chloro-4-oxo-3-phenyl-3,4-dihydroquinazoline-2-yl)pyrrolidine-1-yl)-1-(4-methoxybenzyl)-3-methyl-2,3-dihydropyrimido[4,5-d]pyrimidine-4(1H)-one

102 mg of (S)-5-(2-(5-chloro-4-oxo-3-phenyl-3,4-dihydroquinazoline-2-yl)pyrrolidine-1-yl)-1-(4-

methoxybenzyl)-3-methyl-2,3-dihydropyrimido[4,5-d]pyrimidine-4(1H)-one was prepared as a white solid according to the same manner as described in step 5 of Example 34 except that (S)-5-chloro-3-phenyl-2-(pyrrolidine-2-yl)quinazoline-4(3H)-one was used (0.16 mmol, yield: 99%).

¹H NMR (300 MHz, CDCl₃) δ 8.03 (s, 1H), 7.75-7.73 (m, 1H), 7.60-7.50 (m, 5H), 7.41-7.38 (m, 1H), 7.16 (d, J = 7.6 Hz, 2H), 6.84 (d, J = 8.6 Hz, 2H), 4.90-4.64 (m, 1H), 3.79 (s, 3H), 3.72-3.65 (m, 1H), 2.89 (s, 3H), 2.38-2.28 (m, 1H), 1.86-1.76 (m, 4H).

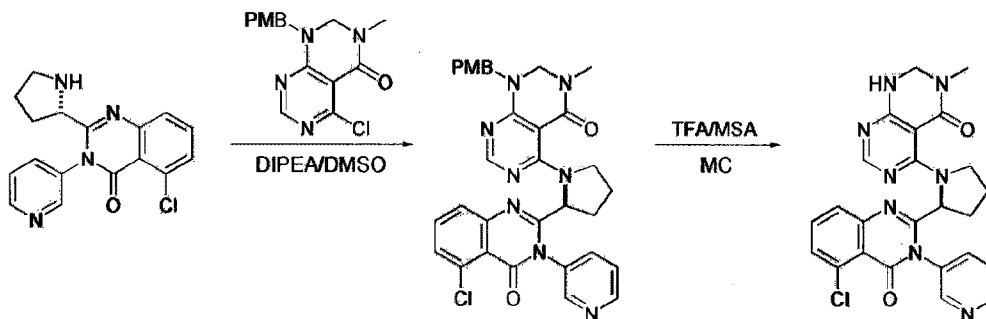
Step 2: Preparation of (S)-5-(2-(5-chloro-4-oxo-3-phenyl-3,4-dihydroquinazoline-2-yl)pyrrolidine-1-yl)-3-methyl-2,3-dihydropyrimido[4,5-d]pyrimidine-4(1H)-one

58 mg of (S)-5-(2-(5-chloro-4-oxo-3-phenyl-3,4-dihydroquinazoline-2-yl)pyrrolidine-1-yl)-3-methyl-2,3-dihydropyrimido[4,5-d]pyrimidine-4(1H)-one was prepared as a white solid according to the same manner as described in step 6 of Example 34 except that (S)-5-(2-(5-chloro-4-oxo-3-phenyl-3,4-dihydroquinazoline-2-yl)pyrrolidine-1-yl)-1-(4-methoxybenzyl)-3-methyl-2,3-dihydropyrimido[4,5-d]pyrimidine-4(1H)-one was used (0.12 mmol, yield: 99%).

¹H NMR (300 MHz, CDCl₃) δ 7.91 (s, 1H), 7.71-7.69 (m, 1H), 7.58-7.48 (m, 5H), 7.40 (d, J = 7.5 Hz, 2H), 7.25-7.23 (m, 1H), 4.72-4.68 (m, 1H), 4.56 (s, 2H), 3.90-3.81 (m,

1H), 3.62-3.53 (m, 1H), 3.32-3.25 (m, 2H), 3.05 (s, 3H), 2.31-2.24 (m, 1H), 2.10-2.09 (m, 2H), 1.84-1.75 (m, 1H).

Example 43: Preparation of (S)-5-(2-(5-chloro-4-oxo-3-(pyridine-3-yl)-3,4-dihydroquinazoline-2-yl)pyrrolidine-1-yl)-3-methyl-2,3-dihydropyrimido[4,5-d]pyrimidine-4(1H)-one



Step 1: Preparation of (S)-5-(2-(5-chloro-4-oxo-3-(pyridine-3-yl)-3,4-dihydroquinazoline-2-yl)pyrrolidine-1-yl)-1-(4-methoxybenzyl)-3-methyl-2,3-dihydropyrimido[4,5-d]pyrimidine-4(1H)-one

106 mg of (S)-5-(2-(5-chloro-4-oxo-3-(pyridine-3-yl)-3,4-dihydroquinazoline-2-yl)pyrrolidine-1-yl)-1-(4-methoxybenzyl)-3-methyl-2,3-dihydropyrimido[4,5-d]pyrimidine-4(1H)-one was prepared as a white solid according to the same manner as described in step 5 of Example 34 except that (S)-5-chloro-3-(pyridine-3-yl)-2-(pyrrolidine-2-yl)quinazoline-4(3H)-one was used (0.17 mmol, yield: 99%).

¹H NMR (300 MHz, CDCl₃) δ 9.04 (s, 1H), 8.76 (d, J = 3.5 Hz, 1H), 8.54 (s, 1H), 8.12-8.00 (m, 3H), 7.61-7.40 (m, 7H), 7.17-7.14 (m, 2H), 6.84 (d, J = 8.5 Hz, 2H), 4.90-4.64

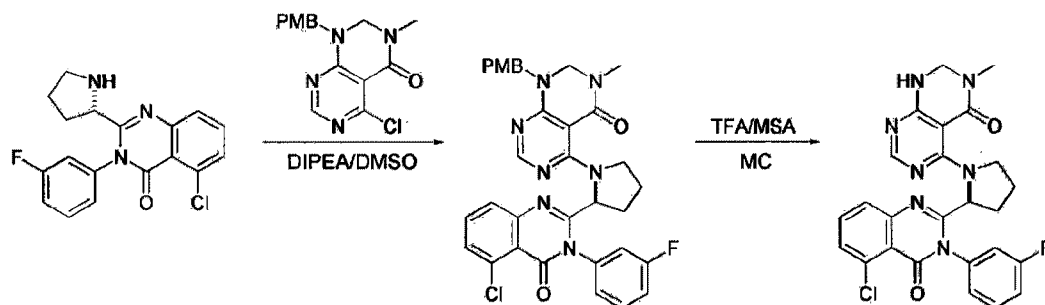
(m, 1H), 3.87-3.83 (m, 1H), 3.78 (s, 5H), 3.60-3.53 (m, 1H), 2.89 (s, 3H), 2.37-2.30 (m, 2H), 1.87-1.79 (m, 2H).

Step 2: Preparation of (S)-5-(2-(5-chloro-4-oxo-3-(pyridine-3-yl)-3,4-dihydroquinazoline-2-yl)pyrrolidine-1-yl)-3-methyl-2,3-dihydropyrimido[4,5-d]pyrimidine-4(1H)-one

59 mg of (S)-5-(2-(5-chloro-4-oxo-3-(pyridine-3-yl)-3,4-dihydroquinazoline-2-yl)pyrrolidine-1-yl)-3-methyl-2,3-dihydropyrimido[4,5-d]pyrimidine-4(1H)-one was prepared as a white solid according to the same manner as described in step 6 of Example 34 except that (S)-5-(2-(5-chloro-4-oxo-3-(pyridine-3-yl)-3,4-dihydroquinazoline-2-yl)pyrrolidine-1-yl)-1-(4-methoxybenzyl)-3-methyl-2,3-dihydropyrimido[4,5-d]pyrimidine-4(1H)-one was used (0.12 mmol, yield: 99%).

¹H NMR (300 MHz, CDCl₃) δ 9.04 (s, 1H), 8.77-8.74 (m, 2H), 8.53 (s, 1H), 8.12-8.06 (m, 2H), 8.00 (s, 1H), 7.63-7.50 (m, 7H), 7.46-7.40 (m, 2H), 7.19-7.12 (m, 2H), 6.84 (d, J = 8.5 Hz, 2H), 4.87-4.67 (m, 2H), 4.36 (s, 2H), 3.60-3.53 (m, 1H), 2.89 (s, 3H), 2.39-2.27 (m, 2H), 1.87-1.79 (m, 2H).

Example 44: Preparation of (S)-5-(2-(5-chloro-3-(3-fluorophenyl)-4-oxo-3,4-dihydroquinazoline-2-yl)pyrrolidine-1-yl)-3-methyl-2,3-dihydropyrimido[4,5-d]pyrimidine-4(1H)-one



Step 1: Preparation of (S)-5-(2-(5-chloro-3-(3-fluorophenyl)-4-oxo-3,4-dihydroquinazoline-2-yl)pyrrolidine-1-yl)-1-(4-methoxybenzyl)-3-methyl-2,3-dihydropyrimido[4,5-d]pyrimidine-4(1H)-one

102 mg of (S)-5-(2-(5-chloro-3-(3-fluorophenyl)-4-oxo-3,4-dihydroquinazoline-2-yl)pyrrolidine-1-yl)-1-(4-methoxybenzyl)-3-methyl-2,3-dihydropyrimido[4,5-d]pyrimidine-4(1H)-one was prepared as a white solid according to the same manner as described in step 5 of Example 34 except that (S)-5-chloro-3-(3-fluorophenyl)-2-(pyrrolidine-2-yl)quinazoline-4(3H)-one was used (0.16 mmol, yield: 99%).

¹H NMR (300 MHz, CDCl₃) δ 8.06-8.03 (m, 1H), 7.61-7.40 (m, 4H), 7.42-7.39 (m, 1H), 7.27-7.14 (m, 3H), 7.07-6.98 (m, 1H), 6.84 (d, J = 8.4 Hz, 2H), 4.85-4.69 (m, 2H), 4.37 (s, 2H), 3.87-3.83 (m, 1H), 3.78 (s, 3H), 3.56-3.48 (m, 1H), 2.90 (s, 3H), 2.32-2.24 (m, 1H), 2.12-2.07 (m, 1H), 1.87-1.76 (m, 2H).

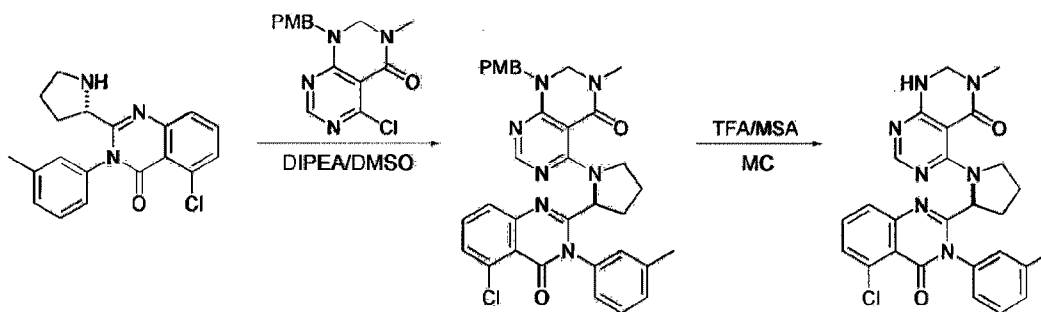
Step 2: Preparation of (S)-5-(2-(5-chloro-3-(3-fluorophenyl)-4-oxo-3,4-dihydroquinazoline-2-

yl)pyrrolidine-1-yl)-3-methyl-2,3-dihydropyrimido[4,5-d]pyrimidine-4(1H)-one

60 mg of (S)-5-(2-(5-chloro-3-(3-fluorophenyl)-4-oxo-3,4-dihydroquinazoline-2-yl)pyrrolidine-1-yl)-3-methyl-2,3-dihydropyrimido[4,5-d]pyrimidine-4(1H)-one was prepared as a white solid according to the same manner as described in step 6 of Example 34 except that (S)-5-(2-(5-chloro-3-(3-fluorophenyl)-4-oxo-3,4-dihydroquinazoline-2-yl)pyrrolidine-1-yl)-1-(4-methoxybenzyl)-3-methyl-2,3-dihydropyrimido[4,5-d]pyrimidine-4(1H)-one was used (0.12 mmol, yield: 99%).

^1H NMR (300 MHz, CDCl_3) δ 7.95-7.91 (m, 1H), 7.57-7.38 (m, 5H), 7.24-7.19 (m, 1H), 7.07-6.98 (m, 1H), 6.13-6.10 (m, 1H), 6.02-6.00 (m, 1H), 4.79-4.37 (m, 1H), 4.66-4.53 (m, 2H), 3.79-3.70 (m, 1H), 3.07 (s, 3H), 2.38-2.32 (m, 1H), 2.13-2.01 (m, 2H), 1.95-1.82 (m, 2H).

Example 45: Preparation of (S)-5-(2-(5-chloro-4-oxo-3-(m-tolyl)-3,4-dihydroquinazoline-2-yl)pyrrolidine-1-yl)-3-methyl-2,3-dihydropyrimido[4,5-d]pyrimidine-4(1H)-one



Step 1: Preparation of (S)-5-(2-(5-chloro-4-oxo-3-(m-tolyl)-3,4-dihydroquinazoline-2-yl)pyrrolidine-1-yl)-1-(4-methoxybenzyl)-3-methyl-2,3-dihydropyrimido[4,5-d]pyrimidine-4(1H)-one

5 95 mg of (S)-5-(2-(5-chloro-4-oxo-3-(m-tolyl)-3,4-dihydroquinazoline-2-yl)pyrrolidine-1-yl)-1-(4-methoxybenzyl)-3-methyl-2,3-dihydropyrimido[4,5-d]pyrimidine-4(1H)-one was prepared as a white solid according to the same manner as described in step 5 of
10 Example 34 except that (S)-5-chloro-2-(pyrrolidine-2-yl)-3-m-tolylquinazoline-4(3H)-one was used (0.15 mmol, yield: 95%).

¹H NMR (300 MHz, CDCl₃) δ 8.04 (d, J = 6.3 Hz, 1H), 7.56-7.44 (m, 4H), 7.41-7.38 (m, 2H), 7.30 (d, J = 7.6 Hz, 1H), 7.16 (d, J = 8.5 Hz, 2H), 7.04-7.02 (m, 1H), 6.84 (d, J = 8.5 Hz, 2H), 4.81-4.71 (m, 3H), 4.37 (s, 2H), 3.86-3.81 (m, 1H), 3.78 (s, 3H), 3.56-3.51 (m, 1H), 2.89 (s, 3H), 2.76-2.72 (m, 1H), 2.42 (s, 3H), 2.33-2.26 (m, 1H), 2.13-2.07 (m, 2H), 1.84-1.76 (m, 1H).

20

Step 2: Preparation of (S)-5-(2-(5-chloro-4-oxo-3-(m-tolyl)-3,4-dihydroquinazoline-2-yl)pyrrolidine-1-yl)-3-methyl-2,3-dihydropyrimido[4,5-d]pyrimidine-4(1H)-one

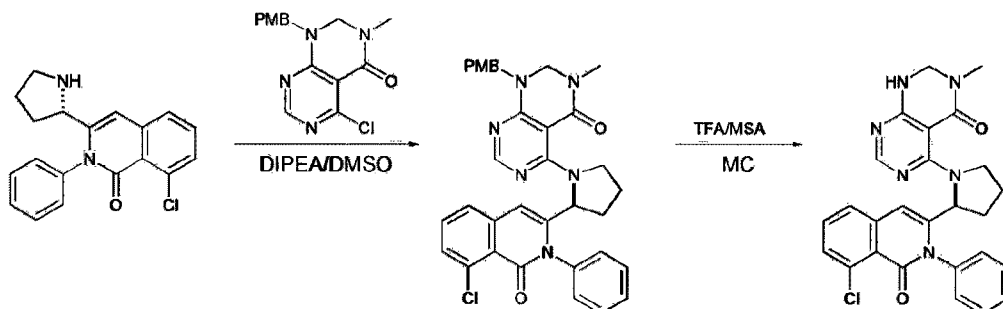
60 mg of (S)-5-(2-(5-chloro-4-oxo-3-(m-tolyl)-3,4-dihydroquinazoline-2-yl)pyrrolidine-1-yl)-3-methyl-2,3-dihydropyrimido[4,5-d]pyrimidine-4(1H)-one was prepared as a white solid according to the same manner as described in

step 6 of Example 34 except that (S)-5-(2-(5-chloro-4-oxo-3-(m-tolyl)-3,4-dihydroquinazoline-2-yl)pyrrolidine-1-yl)-1-(4-methoxybenzyl)-3-methyl-2,3-dihydropyrimido[4,5-d]pyrimidine-4(1H)-one was used (0.12 mmol, yield: 99%).

¹H NMR (300 MHz, CDCl₃) δ 7.88 (s, 1H), 7.49-7.44 (m, 4H), 7.41-7.37 (m, 2H), 7.30-7.27 (m, 1H), 7.03-7.01 (m, 1H), 4.78-4.75 (m, 1H), 4.61-4.53 (m, 2H), 3.73 (s, 2H), 3.05 (s, 3H), 2.41 (s, 3H), 2.35-2.31 (m, 1H), 1.88-1.81 (m, 2H).

10

Example 46: Preparation of (S)-5-(2-(8-chloro-1-oxo-2-phenyl-1,2-dihydroisoquinoline-3-yl)pyrrolidine-1-yl)-3-methyl-2,3-dihydropyrimido[4,5-d]pyrimidine-4(1H)-one



Step 1: Preparation of (S)-5-(2-(8-chloro-1-oxo-2-phenyl-1,2-dihydroisoquinoline-3-yl)pyrrolidine-1-yl)-1-(4-methoxybenzyl)-3-methyl-2,3-dihydropyrimido[4,5-d]pyrimidine-4(1H)-one

97 mg of (S)-5-(2-(8-chloro-1-oxo-2-phenyl-1,2-dihydroisoquinoline-3-yl)pyrrolidine-1-yl)-1-(4-methoxybenzyl)-3-methyl-2,3-dihydropyrimido[4,5-d]pyrimidine-4(1H)-one was prepared as a white solid

according to the same manner as described in step 5 of Example 34 except that (S)-8-chloro-2-phenyl-3-(pyrrolidine-2-yl)isoquinoline-1(2H)-one was used (0.16 mmol, yield: 99%).

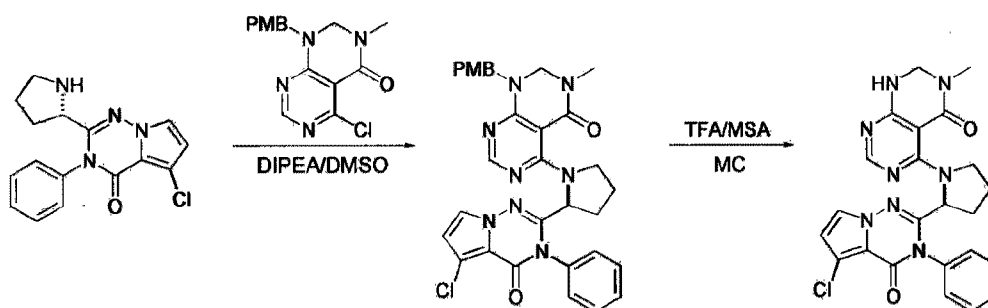
5 ^1H NMR (300 MHz, CDCl_3) δ 8.16 (s, 1H), 7.70-7.47 (m, 6H), 7.38 (s, 2H), 7.33-7.30 (m, 2H), 7.19 (d, J = 8.6 Hz, 2H), 6.86 (d, J = 8.6 Hz, 2H), 6.72 (s, 2H), 5.03-4.91 (m, 2H), 4.72-4.53 (m, 2H), 4.25-4.12 (m, 2H), 3.79 (s, 3H), 3.12-3.04 (m, 1H), 2.96 (s, 3H), 2.05-1.95 (m, 2H), 1.87-
10 1.79 (m, 1H).

Step 2: Preparation of (S)-5-(2-(8-chloro-1-oxo-2-phenyl-1,2-dihydroisoquinoline-3-yl)pyrrolidine-1-yl)-3-methyl-2,3-dihydropyrimido[4,5-d]pyrimidine-4(1H)-one

15 58 mg of (S)-5-(2-(8-chloro-1-oxo-2-phenyl-1,2-dihydroisoquinoline-3-yl)pyrrolidine-1-yl)-3-methyl-2,3-dihydropyrimido[4,5-d]pyrimidine-4(1H)-one was prepared as a white solid according to the same manner as described in step 6 of Example 34 except that (S)-5-(2-(8-chloro-1-oxo-
20 2-phenyl-1,2-dihydroisoquinoline-3-yl)pyrrolidine-1-yl)-1-(4-methoxybenzyl)-3-methyl-2,3-dihydropyrimido[4,5-d]pyrimidine-4(1H)-one was used (0.12 mmol, yield: 99%).

^1H NMR (300 MHz, CDCl_3) δ 8.05 (s, 1H), 7.65-7.46 (m, 4H), 7.37-7.29 (m, 4H), 6.65 (s, 1H), 6.03 (s, 1H), 5.01-
25 4.98 (m, 1H), 4.77-4.73 (m, 1H), 4.48-4.44 (m, 1H), 4.20-4.10 (m, 1H), 3.10 (s, 3H), 2.05-1.96 (m, 2H), 1.60 (m, 2H).

Example 47: Preparation of (S)-5-(2-(5-chloro-4-oxo-3-phenyl-3,4-dihydropyrrolo[2,1-f][1,2,4]triazine-2-yl)pyrrolidine-1-yl)-3-methyl-2,3-dihydropyrimido[4,5-d]pyrimidine-4(1H)-one



Step 1: Preparation of (S)-5-(2-(5-chloro-4-oxo-3-phenyl-3,4-dihydropyrrolo[2,1-f][1,2,4]triazine-2-yl)pyrrolidine-1-yl)-1-(4-methoxybenzyl)-3-methyl-2,3-dihydropyrimido[4,5-d]pyrimidine-4(1H)-one

35 mg of (S)-5-(2-(5-chloro-4-oxo-3-phenyl-3,4-dihydropyrrolo[2,1-f][1,2,4]triazine-2-yl)pyrrolidine-1-yl)-1-(4-methoxybenzyl)-3-methyl-2,3-dihydropyrimido[4,5-d]pyrimidine-4(1H)-one was prepared as a white solid by using 20 mg (0.064 mmol) of 5-chloro-1-(4-methoxybenzyl)-3-methyl-2,3-dihydropyrimido[4,5-d]pyrimidine-4(1H)-one prepared in step 4 of Example 34 and 20 mg (0.064 mmol) of (S)-5-chloro-3-phenyl-2-(pyrrolidine-2-yl)pyrrolo[2,1-f][1,2,4]triazine-4(3H)-one according to the same manner as described in step 5 of Example 34 (0.059 mmol, yield: 93%).

^1H NMR (500 MHz, CDCl_3) δ 8.14 (s, 1H), 7.74 (d, J = 7.7 Hz, 1H), 7.49-7.61 (m, 3H), 7.17-7.28 (m, 4H), 6.87 (d,

J = 8.5 Hz, 2H), 6.44 (d, J = 2.8 Hz, 1H), 4.73-4.91 (m, 3H), 4.35-4.44 (m, 2H), 3.82 (s, 3H), 3.72 (brs, 1H), 3.58 (brs, 1H), 2.90 (s, 3H), 2.26 (brs, 1H), 2.09 (s, 1H), 2.02-2.08 (m, 1H), 1.79-1.87 (m, 1H).

5

Step 2: Preparation of (S)-5-(2-(5-chloro-4-oxo-3-phenyl-3,4-dihydropyrrolo[2,1-f][1,2,4]triazine-2-yl)pyrrolidine-1-yl)-3-methyl-2,3-dihydropyrimido[4,5-d]pyrimidine-4(1H)-one

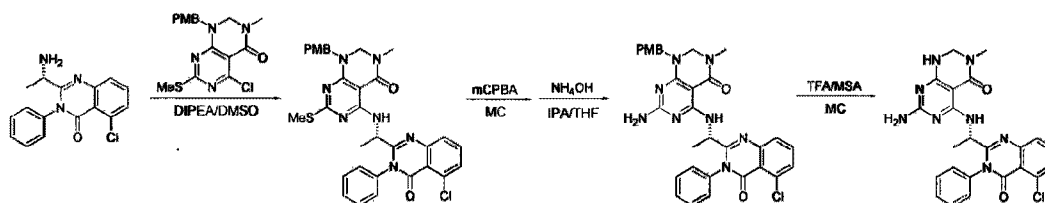
10 11 mg of (S)-5-(2-(5-chloro-4-oxo-3-phenyl-3,4-dihydropyrrolo[2,1-f][1,2,4]triazine-2-yl)pyrrolidine-1-yl)-3-methyl-2,3-dihydropyrimido[4,5-d]pyrimidine-4(1H)-one was prepared as a yellow solid by using 35 mg (0.059 mmol) of (S)-5-(2-(5-chloro-4-oxo-3-phenyl-3,4-dihydropyrrolo[2,1-f][1,2,4]triazine-2-yl)pyrrolidine-1-yl)-1-(4-methoxybenzyl)-3-methyl-2,3-dihydropyrimido[4,5-d]pyrimidine-4(1H)-one according to the same manner as described in step 6 of Example 34 (0.023 mmol, yield: 39%).

¹H NMR (500 MHz, CDCl₃) δ 8.03 (s, 1H), 7.70 (d, J = 7.2 Hz, 1H), 7.48-7.60 (m, 3H), 7.25-7.27 (m, 1H), 7.20 (d, J = 2.6 Hz, 1H), 6.43 (d, J = 3.0 Hz, 1H), 6.16 (brs, 1H), 4.76-4.81 (m, 1H), 4.58-4.67 (m, 2H), 3.64-3.76 (m, 2H), 3.09 (s, 3H), 2.27 (brs, 1H), 2.01-2.11 (m, 2H), 1.83-1.90 (m, 2H).

25

Example 48: Preparation of (S)-7-amino-5-((1-(5-chloro-4-oxo-3-phenyl-3,4-dihydroquinazoline-2-

yl)ethyl)amino)-3-methyl-2,3-dihydropyrimido[4,5-d]pyrimidine-4(1H)-one



Step 1: Preparation of (S)-5-((1-(5-chloro-4-oxo-3-phenyl-3,4-dihydroquinazoline-2-yl)ethyl)amino)-1-(4-methoxybenzyl)-3-methyl-7-(methylthio)-2,3-dihydropyrimido[4,5-d]pyrimidine-4(1H)-one

65 mg of (S)-5-((1-(5-chloro-4-oxo-3-phenyl-3,4-dihydroquinazoline-2-yl)ethyl)amino)-1-(4-methoxybenzyl)-3-methyl-7-(methylthio)-2,3-dihydropyrimido[4,5-d]pyrimidine-4(1H)-one was prepared as a white solid by using 40 mg (0.11 mmol, 1.0 equivalent) of 5-chloro-1-(4-methoxybenzyl)-3-methyl-7-(methylthio)-2,3-dihydropyrimido[4,5-d]pyrimidine-4(1H)-one and 40 mg (0.13 mmol, 1.2 equivalent) of (S)-2-(1-aminoethyl)-5-chloro-3-phenylquinazoline-4(3H)-one according to the same manner as described in step 5 of Example 34 (0.10 mmol, yield: 94%).

¹H NMR (300 MHz, CDCl₃) δ 9.44-9.47 (d, J = 4.5 Hz, 1H), 7.69-7.72 (d, J = 8.0 Hz, 1H), 7.55-7.61 (m, 5H), 7.46 (s, 1H), 7.27-7.31 (m, 1H), 7.19-7.22 (d, J = 4.5 Hz, 2H), 6.84-6.87 (d, J = 8.6 Hz, 2H), 5.07-5.12 (m, 1H), 4.74 (s, 2H), 4.41 (s, 2H), 3.79 (s, 3H), 2.89 (s, 3H), 2.29 (s, 3H), 1.39-1.42 (d, J = 6.7 Hz, 3H).

Step 2: Preparation of (S)-7-amino-5-((1-(5-chloro-4-oxo-3-phenyl-3,4-dihydroquinazoline-2-yl)ethyl)amino)-1-(4-methoxybenzyl)-3-methyl-2,3-dihydropyrimido[4,5-d]pyrimidine-4(1H)-one

5 52 mg of (S)-7-amino-5-((1-(5-chloro-4-oxo-3-phenyl-3,4-dihydroquinazoline-2-yl)ethyl)amino)-1-(4-methoxybenzyl)-3-methyl-2,3-dihydropyrimido[4,5-d]pyrimidine-4(1H)-one was prepared as a white solid by using 65 mg (0.10 mmol) of (S)-5-((1-(5-chloro-4-oxo-3-phenyl-3,4-dihydroquinazoline-2-yl)ethyl)amino)-1-(4-methoxybenzyl)-3-methyl-7-(methylthio)-2,3-dihydropyrimido[4,5-d]pyrimidine-4(1H)-one prepared in step 1 according to the same manner as described in step 4 of Example 15 (0.09 mmol, yield: 73%).

15 ¹H NMR (300 MHz, CDCl₃) δ 9.46-9.48 (d, J = 7.4 Hz, 1H), 7.70-7.72 (d, J = 8.2 Hz, 1H), 7.42-7.61 (m, 5H), 7.29-7.31 (d, J = 7.8 Hz, 1H), 7.18-7.21 (d, J = 8.1 Hz, 2H), 6.83-6.86 (d, J = 7.8 Hz, 2H), 5.05-5.10 (m, 1H), 4.66 (s, 2H), 4.61 (s, 2H), 4.33 (s, 3H), 3.79 (s, 3H), 2.86 (s, 20 3H), 1.40-1.42 (d, J = 6.3 Hz, 3H).

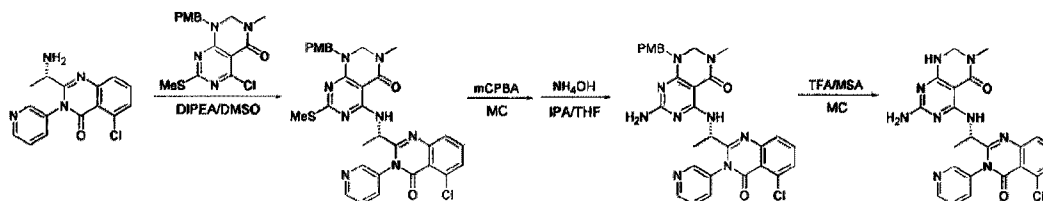
Step 3: Preparation of (S)-7-amino-5-((1-(5-chloro-4-oxo-3-phenyl-3,4-dihydroquinazoline-2-yl)ethyl)amino)-3-methyl-2,3-dihydropyrimido[4,5-d]pyrimidine-4(1H)-one

25 25 mg of (S)-7-amino-5-((1-(5-chloro-4-oxo-3-phenyl-3,4-dihydroquinazoline-2-yl)ethyl)amino)-3-methyl-2,3-dihydropyrimido[4,5-d]pyrimidine-4(1H)-one was prepared as

a white solid by using 52 mg (0.09 mmol) of (S)-7-amino-5-((1-(5-chloro-4-oxo-3-phenyl-3,4-dihydroquinazoline-2-yl)ethyl)amino)-1-(4-methoxybenzyl)-3-methyl-2,3-dihydropyrimido[4,5-d]pyrimidine-4(1H)-one prepared in step 2 according to the same manner as described in step 8 of Example 1 (0.05 mmol, yield: 60%).

¹H NMR (300 MHz, CDCl₃) δ 9.41-9.43 (d, J = 7.9 Hz, 1H), 7.70-7.73 (d, J = 7.9 Hz, 1H), 7.44-7.62 (m, 5H), 7.29-7.36 (m, 2H), 5.01-5.06 (m, 1H), 4.74 (s, 2H), 4.60 (s, 2H), 2.94 (s, 3H), 1.40-1.42 (d, J = 6.6 Hz, 3H).

Example 49: Preparation of (S)-7-amino-5-((1-(5-chloro-4-oxo-3-(pyridine-3-yl)-3,4-dihydroquinazoline-2-yl)ethyl)amino)-3-methyl-2,3-dihydropyrimido[4,5-d]pyrimidine-4(1H)-one



Step 1: Preparation of (S)-5-((1-(5-chloro-4-oxo-3-(pyridine-3-yl)-3,4-dihydroquinazoline-2-yl)ethyl)amino)-1-(4-methoxybenzyl)-3-methyl-7-(methylthio)-2,3-dihydropyrimido[4,5-d]pyrimidine-4(1H)-one

77 mg of (S)-5-((1-(5-chloro-4-oxo-3-(pyridine-3-yl)-3,4-dihydroquinazoline-2-yl)ethyl)amino)-1-(4-methoxybenzyl)-3-methyl-7-(methylthio)-2,3-dihydropyrimido[4,5-d]pyrimidine-4(1H)-one was prepared as

a white solid according to the same manner as described in step 1 of Example 48 except that (S)-2-(1-aminoethyl)-5-chloro-3-(pyridine-3-yl)quinazoline-4(3H)-one was used (0.12 mmol, yield: 90%).

5 ^1H NMR (300 MHz, CDCl_3) δ 9.32-9.34 (m, 1H), 8.72-8.74 (m, 1H), 7.98-8.01 (d, $J = 4.5$ Hz, 1H), 7.59-7.68 (m, 3H), 7.46-7.52 (m, 2H), 7.19-7.22 (d, $J = 7.4$ Hz, 2H), 6.84-6.87 (d, $J = 7.9$ Hz, 2H), 4.92-4.98 (m, 1H), 4.74 (s, 2H), 4.42 (s, 2H), 3.79 (s, 3H), 2.88 (s, 3H), 2.35 (s, 3H), 1.45-
10 1.48 (d, $J = 6.4$ Hz, 3H).

Step 2: Preparation of (S)-7-amino-5-((1-(5-chloro-4-oxo-3-(pyridine-3-yl)-3,4-dihydroquinazoline-2-yl)ethyl)amino)-1-(4-methoxybenzyl)-3-methyl-2,3-
15 dihydropyrimido[4,5-d]pyrimidine-4(1H)-one

47 mg of (S)-7-amino-5-((1-(5-chloro-4-oxo-3-(pyridine-3-yl)-3,4-dihydroquinazoline-2-yl)ethyl)amino)-1-(4-methoxybenzyl)-3-methyl-2,3-dihydropyrimido[4,5-d]pyrimidine-4(1H)-one was prepared as a white solid
20 according to the same manner as described in step 2 of Example 48 except that (S)-5-((1-(5-chloro-4-oxo-3-(pyridine-3-yl)-3,4-dihydroquinazoline-2-yl)ethyl)amino)-1-(4-methoxybenzyl)-3-methyl-7-(methylthio)-2,3-dihydropyrimido[4,5-d]pyrimidine-4(1H)-one was used (0.08
25 mmol, yield: 64%).

^1H NMR (300 MHz, CDCl_3) δ 9.40-9.43 (d, $J = 8.8$ Hz, 1H), 8.75-8.77 (m, 1H), 7.58-7.72 (m, 3H), 6.45-7.55 (m,

2H), 7.18-7.21 (d, $J = 2.6$ Hz, 2H), 6.83-6.87 (t, $J = 6.8$ Hz, 3H), 4.93-5.15 (m, 2H), 4.61-4.73 (m, 2H), 4.33 (s, 2H), 3.79 (s, 3H), 2.86 (s, 3H), 1.41-1.49 (dd, $J = 17.4$, 6.5 Hz, 3H).

5

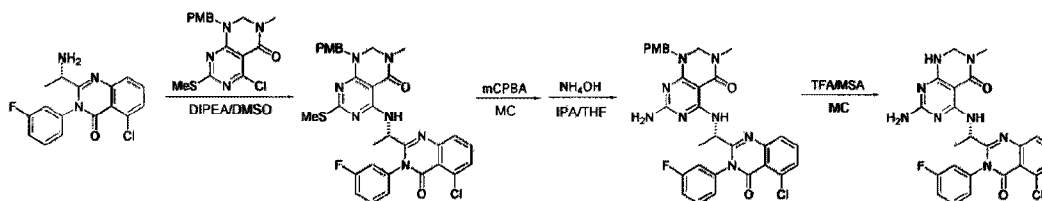
Step 3: Preparation of (S)-7-amino-5-((1-(5-chloro-4-oxo-3-(pyridine-3-yl)-3,4-dihydroquinazoline-2-yl)ethyl)amino)-3-methyl-2,3-dihydropyrimido[4,5-d]pyrimidine-4(1H)-one

10 19 mg of (S)-7-amino-5-((1-(5-chloro-4-oxo-3-(pyridine-3-yl)-3,4-dihydroquinazoline-2-yl)ethyl)amino)-3-methyl-2,3-dihydropyrimido[4,5-d]pyrimidine-4(1H)-one was prepared as a white solid according to the same manner as described in step 8 of Example 1 except that (S)-7-amino-5-
15 ((1-(5-chloro-4-oxo-3-(pyridine-3-yl)-3,4-dihydroquinazoline-2-yl)ethyl)amino)-1-(4-methoxybenzyl)-3-methyl-2,3-dihydropyrimido[4,5-d]pyrimidine-4(1H)-one was used (0.04 mmol, yield: 51%).

^1H NMR (300 MHz, DMSO- d_6 O) δ 9.19-9.27 (m, 1H), 8.70-
20 8.77 (m, 1H), 8.05-8.10 (m, 1H), 7.75-7.80 (m, 1H), 7.57-7.67 (m, 3H), 7.20-7.21 (d, $J = 5.0$ Hz, 1H), 6.14 (s, 2H), 4.61-4.65 (m, 1H), 4.44 (s, 2H), 2.78 (s, 3H), 1.28-1.31 (d, $J = 6.4$ Hz, 3H).

25 Example 50: Preparation of (S)-7-amino-5-((1-(5-chloro-3-(3-fluorophenyl)-4-oxo-3,4-dihydroquinazoline-2-

yl)ethyl)amino)-3-methyl-2,3-dihydropyrimido[4,5-d]pyrimidine-4(1H)-one



Step 1: Preparation of (S)-5-((1-(5-chloro-3-(3-fluorophenyl)-4-oxo-3,4-dihydroquinazoline-2-yl)ethyl)amino)-1-(4-methoxybenzyl)-3-methyl-7-(methylthio)-2,3-dihydropyrimido[4,5-d]pyrimidine-4(1H)-one

75 mg of (S)-5-((1-(5-chloro-3-(3-fluorophenyl)-4-oxo-3,4-dihydroquinazoline-2-yl)ethyl)amino)-1-(4-methoxybenzyl)-3-methyl-7-(methylthio)-2,3-dihydropyrimido[4,5-d]pyrimidine-4(1H)-one was prepared as a white solid according to the same manner as described in step 1 of Example 48 except that (S)-2-(1-aminoethyl)-5-chloro-3-(3-fluorophenyl)quinazoline-4(3H)-one was used (0.12 mmol, yield: 94%).

^1H NMR (300 MHz, CDCl_3) δ 9.43-9.30 (m, 1H), 7.68-7.70 (d, $J = 7.2$ Hz, 1H), 7.44-7.62 (m, 4H), 7.30-7.38 (m, 1H), 7.19-7.21 (d, $J = 8.0$ Hz, 2H), 7.03-7.10 (m, 1H), 6.84-6.87 (d, $J = 7.8$ Hz, 2H), 5.06-5.13 (m, 1H), 4.74 (s, 2H), 4.41 (s, 3H), 3.79 (s, 3H), 2.88 (s, 3H), 2.32 (s, 3H), 1.43-1.45 (d, $J = 6.1$ Hz, 3H).

Step 2: Preparation of (S)-7-amino-5-((1-(5-chloro-3-(3-fluorophenyl)-4-oxo-3,4-dihydroquinazoline-2-

yl)ethyl)amino)-1-(4-methoxybenzyl)-3-methyl-2,3-
dihydropyrimido[4,5-d]pyrimidine-4(1H)-one

56 mg of (S)-7-amino-5-((1-(5-chloro-3-(3-fluorophenyl)-4-oxo-3,4-dihydroquinazoline-2-

5 yl)ethyl)amino)-1-(4-methoxybenzyl)-3-methyl-2,3-dihydropyrimido[4,5-d]pyrimidine-4(1H)-one was prepared as a white solid according to the same manner as described in step 2 of Example 48 except that (S)-5-((1-(5-chloro-3-(3-fluorophenyl)-4-oxo-3,4-dihydroquinazoline-2-

10 yl)ethyl)amino)-1-(4-methoxybenzyl)-3-methyl-7-(methylthio)-2,3-dihydropyrimido[4,5-d]pyrimidine-4(1H)-one was used (0.09 mmol, yield: 78%).

¹H NMR (300 MHz, CDCl₃) δ 9.39-9.46 (m, 1H), 7.70-7.72 (d, J = 7.3 Hz, 1H), 7.58-7.62 (m, 2H), 7.44-7.47 (m, 2H),
 15 7.07-7.21 (m, 4H), 6.84-6.86 (d, J = 8.5 Hz, 2H), 5.07-5.14 (m, 1H), 4.63-4.76 (m, 4H), 4.34 (s, 2H), 3.79 (s, 3H), 2.86 (s, 3H), 1.42-1.44 (d, J = 3.0 Hz, 3H).

Step 3: Preparation of (S)-7-amino-5-((1-(5-chloro-3-
 20 (3-fluorophenyl)-4-oxo-3,4-dihydroquinazoline-2-
yl)ethyl)amino)-3-methyl-2,3-dihydropyrimido[4,5-
d]pyrimidine-4(1H)-one

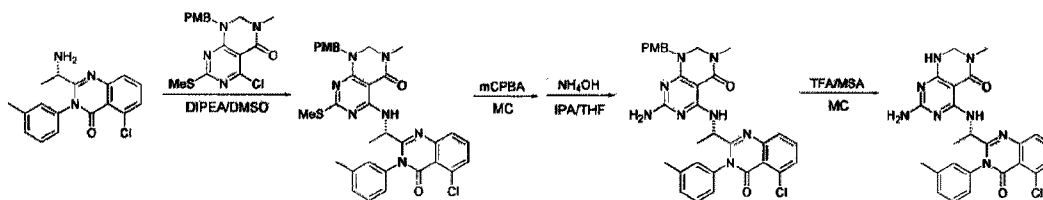
26 mg of (S)-7-amino-5-((1-(5-chloro-3-(3-fluorophenyl)-4-oxo-3,4-dihydroquinazoline-2-

25 yl)ethyl)amino)-3-methyl-2,3-dihydropyrimido[4,5-d]pyrimidine-4(1H)-one was prepared as a white solid according to the same manner as described in step 8 of

Example 1 except that (S)-7-amino-5-((1-(5-chloro-3-(3-fluorophenyl)-4-oxo-3,4-dihydroquinazoline-2-yl)ethyl)amino)-1-(4-methoxybenzyl)-3-methyl-2,3-dihydropyrimido[4,5-d]pyrimidine-4(1H)-one was used (0.05 mmol, yield: 58%).

¹H NMR (300 MHz, CDCl₃) δ 9.30-9.37 (t, J = 9.1 Hz, 1H), 7.69-7.72 (m, 1H), 7.40-7.62 (m, 3H), 7.04-7.23 (m, 3H), 5.50 (s, 1H), 5.00-5.11 (m, 1H), 4.62-4.75 (d, J = 22.7 Hz, 2H), 4.60 (s, 2H), 2.94 (s, 3H), 1.40-1.45 (t, J = 7.0 Hz, 3H).

Example 51: Preparation of (S)-7-amino-5-((1-(5-chloro-4-oxo-3-(m-tolyl)-3,4-dihydroquinazoline-2-yl)ethyl)amino)-3-methyl-2,3-dihydropyrimido[4,5-d]pyrimidine-4(1H)-one



Step 1: Preparation of (S)-5-((1-(5-chloro-4-oxo-3-(m-tolyl)-3,4-dihydroquinazoline-2-yl)ethyl)amino)-1-(4-methoxybenzyl)-3-methyl-7-(methylthio)-2,3-dihydropyrimido[4,5-d]pyrimidine-4(1H)-one

80 mg of (S)-5-((1-(5-chloro-4-oxo-3-(m-tolyl)-3,4-dihydroquinazoline-2-yl)ethyl)amino)-1-(4-methoxybenzyl)-3-methyl-7-(methylthio)-2,3-dihydropyrimido[4,5-d]pyrimidine-4(1H)-one was prepared as a white solid according to the

same manner as described in step 1 of Example 48 except that (S)-2-(1-aminoethyl)-5-chloro-3-m-tolylquinazoline-4(3H)-one was used (0.12 mmol, yield: 88%).

¹H NMR (300 MHz, CDCl₃) δ 9.38-9.46 (m, 1H), 7.69-7.71 (m, 1H), 7.55-7.60 (t, J = 7.5 Hz, 1H), 7.42-7.46 (m, 2H), 7.27-7.31 (m, 2H), 7.19-7.22 (d, J = 7.9 Hz, 2H), 7.06-7.09 (m, 1H), 6.84-6.86 (d, J = 7.8 Hz, 2H), 5.10-5.16 (m, 1H), 4.74 (s, 2H), 4.40 (s, 2H), 3.79 (s, 3H), 2.89 (s, 3H), 2.39-2.43 (d, J = 11.3 Hz, 3H), 2.29 (s, 3H), 1.65 (s, 4H), 1.41-1.44 (d, J = 7.9 Hz, 3H).

Step 2: Preparation of (S)-7-amino-5-((1-(5-chloro-4-oxo-3-(m-tolyl)-3,4-dihydroquinazoline-2-yl)ethyl)amino)-1-(4-methoxybenzyl)-3-methyl-2,3-dihydropyrimido[4,5-d]pyrimidine-4(1H)-one

49 mg of (S)-7-amino-5-((1-(5-chloro-4-oxo-3-(m-tolyl)-3,4-dihydroquinazoline-2-yl)ethyl)amino)-1-(4-methoxybenzyl)-3-methyl-2,3-dihydropyrimido[4,5-d]pyrimidine-4(1H)-one was prepared as a white solid according to the same manner as described in step 2 of Example 48 except that (S)-5-((1-(5-chloro-4-oxo-3-(m-tolyl)-3,4-dihydroquinazoline-2-yl)ethyl)amino)-1-(4-methoxybenzyl)-3-methyl-7-(methylthio)-2,3-dihydropyrimido[4,5-d]pyrimidine-4(1H)-one was used (0.12 mmol, yield: 64%).

¹H NMR (300 MHz, CDCl₃) δ 9.42-9.48 (m, 1H), 7.69-7.72 (m, 1H), 7.58-7.60 (m, 1H), 7.42-7.46 (m, 2H), 7.27-7.32

(m, 2H), 7.18-7.20 (m, 2H), 7.09-7.11 (m, 1H), 6.84-6.87 (m, 2H), 5.08-5.12 (m, 1H), 4.62-4.67 (m, 3H), 4.34 (s, 3H), 3.79 (s, 3H), 2.86 (s, 3H), 2.34-2.44 (d, J = 30.0 Hz, 3H), 1.42-1.44 (s, J = 3.0 Hz, 3H).

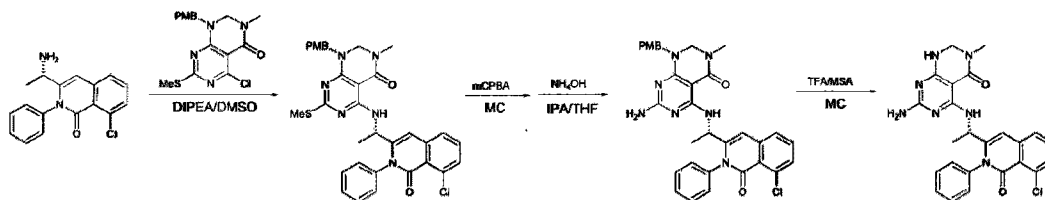
5

Step 3: Preparation of (S)-7-amino-5-((1-(5-chloro-4-oxo-3-(m-tolyl)-3,4-dihydroquinazoline-2-yl)ethyl)amino)-3-methyl-2,3-dihydropyrimido[4,5-d]pyrimidine-4(1H)-one

22 mg of (S)-7-amino-5-((1-(5-chloro-4-oxo-3-(m-
 10 tolyl)-3,4-dihydroquinazoline-2-yl)ethyl)amino)-3-methyl-
 2,3-dihydropyrimido[4,5-d]pyrimidine-4(1H)-one was prepared
 as a white solid according to the same manner as described
 in step 8 of Example 1 except that (S)-7-amino-5-((1-(5-
 chloro-4-oxo-3-(m-tolyl)-3,4-dihydroquinazoline-2-
 15 yl)ethyl)amino)-1-(4-methoxybenzyl)-3-methyl-2,3-
 dihydropyrimido[4,5-d]pyrimidine-4(1H)-one was used (0.04
 mmol, yield: 56%).

¹H NMR (300 MHz, CDCl₃) δ 9.34-9.44 (dd, J = 20.1, 8.4
 Hz, 1H), 7.70-7.72 (d, J = 7.2 Hz, 1H), 7.56-7.62 (t, J =
 20 7.9 Hz, 1H), 7.37-7.43 (m, 2H), 7.29-7.31 (m, 1H), 7.08-
 7.16 (m, 2H), 5.77 (s, 3H), 5.04-5.16 (m, 1H), 4.72-4.75
 (d, J = 10.0 Hz, 1H), 4.60 (s, 2H), 2.94 (s, 3H), 2.35-2.44
 (d, J = 28.7 Hz, 3H), 1.40-1.43 (dd, J = 6.3, 3.3 Hz, 3H).

25 Example 52 Preparation of (S)-7-amino-5-((1-(8-chloro-1-oxo-2-phenyl-1,2-dihydroisoquinoline-3-yl)ethyl)amino)-3-methyl-2,3-dihydropyrimido[4,5-d]pyrimidine-4(1H)-one



Step 1: Preparation of (S)-5-((1-(8-chloro-1-oxo-2-phenyl-1,2-dihydroisoquinoline-3-yl)ethyl)amino)-1-(4-methoxybenzyl)-3-methyl-7-(methylthio)-2,3-

5 dihydropyrimido[4,5-d]pyrimidine-4(1H)-one

66 mg of (S)-5-((1-(8-chloro-1-oxo-2-phenyl-1,2-dihydroisoquinoline-3-yl)ethyl)amino)-1-(4-methoxybenzyl)-3-methyl-7-(methylthio)-2,3-dihydropyrimido[4,5-d]pyrimidine-4(1H)-one was prepared as a white solid according to the same manner as described in step 1 of Example 48 except that (S)-2-(1-aminoethyl)-5-chloro-3-(S)-3-(1-aminoethyl)-8-chloro-2-phenylisoquinoline-1(2H)-one was used (0.10 mmol, yield: 100%).

¹H NMR (300 MHz, CDCl₃) δ 9.17-9.19 (d, J = 4.6 Hz, 1H), 7.59-7.62 (m, 1H), 7.40-7.50 (m, 6H), 7.30-7.32 (m, 1H), 7.21-7.23 (d, J = 5.7 Hz, 2H), 6.85-6.87 (d, J = 5.1 Hz, 2H), 6.56 (s, 1H), 4.85-4.91 (m, 1H), 4.70-4.81 (m, 2H), 4.44 (s, 2H), 3.80 (s, 3H), 2.89 (s, 3H), 2.37 (s, 3H), 1.35-1.36 (d, J = 3.8 Hz, 3H).

20

Step 2: Preparation of (S)-7-amino-5-((1-(8-chloro-1-oxo-2-phenyl-1,2-dihydroisoquinoline-3-yl)ethyl)amino)-1-(4-methoxybenzyl)-3-methyl-2,3-dihydropyrimido[4,5-d]pyrimidine-4(1H)-one

51 mg of (S)-7-amino-5-((1-(8-chloro-1-oxo-2-phenyl-1,2-dihydroisoquinoline-3-yl)ethyl)amino)-1-(4-methoxybenzyl)-3-methyl-2,3-dihydropyrimido[4,5-d]pyrimidine-4(1H)-one was prepared as a white solid according to the same manner as described in step 2 of Example 48 except that (S)-5-((1-(8-chloro-1-oxo-2-phenyl-1,2-dihydroisoquinoline-3-yl)ethyl)amino)-1-(4-methoxybenzyl)-3-methyl-7-(methylthio)-2,3-dihydropyrimido[4,5-d]pyrimidine-4(1H)-one was used (0.09 mmol, yield: 83%).

¹H NMR (300 MHz, CDCl₃) δ 9.22-9.24 (d, J = 7.8 Hz, 1H), 7.31-7.53 (m, 8H), 7.19-7.22 (d, J = 7.8 Hz, 2H), 6.84-6.87 (d, J = 8.3 Hz, 2H), 6.58 (s, 1H), 4.79-4.83 (m, 1H), 4.67 (s, 2H), 4.36 (s, 2H), 3.79 (s, 3H), 2.87 (s, 3H), 1.32-1.34 (d, J = 6.5 Hz, 3H).

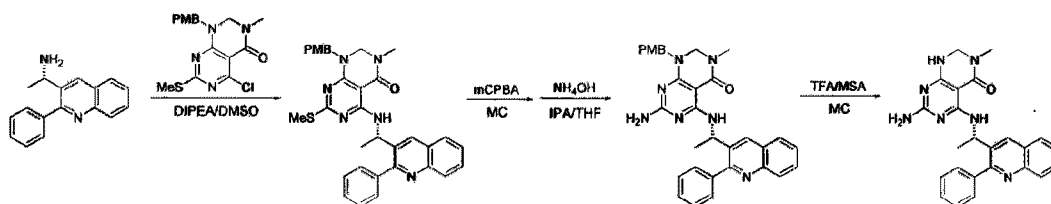
Step 3: Preparation of (S)-7-amino-5-((1-(8-chloro-1-oxo-2-phenyl-1,2-dihydroisoquinoline-3-yl)ethyl)amino)-3-methyl-2,3-dihydropyrimido[4,5-d]pyrimidine-4(1H)-one

26 mg of (S)-7-amino-5-((1-(8-chloro-1-oxo-2-phenyl-1,2-dihydroisoquinoline-3-yl)ethyl)amino)-3-methyl-2,3-dihydropyrimido[4,5-d]pyrimidine-4(1H)-one was prepared as a white solid according to the same manner as described in step 8 of Example 1 except that (S)-7-amino-5-((1-(8-chloro-1-oxo-2-phenyl-1,2-dihydroisoquinoline-3-yl)ethyl)amino)-1-(4-methoxybenzyl)-3-methyl-2,3-

dihydropyrimido[4,5-d]pyrimidine-4(1H)-one was used (0.05 mmol, yield: 64%).

¹H NMR (300 MHz, DMSO-d₆) δ 9.07-9.10 (d, J = 6.7 Hz, 1H), 7.39-7.61 (m, 8H), 7.22 (s, 1H), 6.58 (s, 1H), 6.18 (s, 2H), 4.47-4.53 (m, 3H), 2.80 (s, 3H), 1.20-1.22 (d, J = 3.0 Hz, 3H).

Example 53: Preparation of (S)-7-amino-3-methyl-5-((1-(2-phenylquinoline-3-yl)ethyl)amino)-2,3-
dihydropyrimido[4,5-d]pyrimidine-4(1H)-one



Step 1: Preparation of (S)-1-(4-methoxybenzyl)-3-
methyl-7-(methylthio)-5-((1-(2-phenylquinoline-3-
yl)ethyl)amino)-2,3-dihydropyrimido[4,5-d]pyrimidine-4(1H)-
one

60 mg of (S)-1-(4-methoxybenzyl)-3-methyl-7-(methylthio)-5-((1-(2-phenylquinoline-3-yl)ethyl)amino)-2,3-dihydropyrimido[4,5-d]pyrimidine-4(1H)-one was prepared as a white solid according to the same manner as described in step 1 of Example 48 except that (S)-1-(2-phenylquinoline-3-yl)ethaneamine was used (0.10 mmol, yield: 100%).

¹H NMR (300 MHz, CDCl₃) δ 9.44-9.46 (d, J = 6.7 Hz, 1H), 8.24 (s, 1H), 8.81-8.84 (d, J = 8.1 Hz, 1H), 7.75-8.77

(d, J = 7.9 Hz, 2H), 7.64-8.69 (t, J = 6.8 Hz, 1H), 7.44-7.53 (m, 4H), 7.20-7.22 (d, J = 8.0 Hz, 2H), 6.83-6.86 (d, J = 8.6 Hz, 2H), 5.67-5.71 (m, 1H), 4.67-4.80 (q, J = 15.3, 10.8 Hz, 2H), 4.42 (s, 2H), 3.79 (s, 3H), 2.91 (s, 3H),
 5 2.29 (s, 3H), 1.38-1.40 (d, J = 6.7 Hz, 3H).

Step 2: Preparation of (S)-7-amino-1-(4-methoxybenzyl)-3-methyl-5-((1-(2-phenylquinoline-3-yl)ethyl)amino)-2,3-dihydropyrimido[4,5-d]pyrimidine-4(1H)-

10 one

47 mg of (S)-7-amino-1-(4-methoxybenzyl)-3-methyl-5-((1-(2-phenylquinoline-3-yl)ethyl)amino)-2,3-dihydropyrimido[4,5-d]pyrimidine-4(1H)-one was prepared as a white solid according to the same manner as described in
 15 step 2 of Example 48 except that (S)-1-(4-methoxybenzyl)-3-methyl-7-(methylthio)-5-((1-(2-phenylquinoline-3-yl)ethyl)amino)-2,3-dihydropyrimido[4,5-d]pyrimidine-4(1H)-one was used (0.09 mmol, yield: 83%).

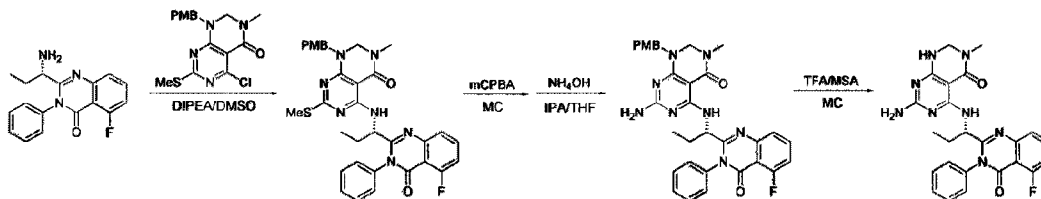
¹H NMR (300 MHz, CDCl₃) δ 9.44-9.46 (d, J = 8.4 Hz, 1H), 8.27 (s, 1H), 8.11-8.14 (d, J = 7.9 Hz, 1H), 7.82-7.84 (d, J = 7.8 Hz, 1H), 7.75-7.78 (d, J = 7.2 Hz, 2H), 7.63-7.68 (t, J = 5.7 Hz, 1H), 7.47-7.54 (m, 4H), 7.18-7.20 (d, J = 7.4 Hz, 2H), 6.82-6.85 (d, J = 8.1 Hz, 2H), 5.56-5.62 (m, 1H), 4.57-4.72 (m, 4H), 4.34 (s, 2H), 3.78 (s, 3H),
 25 2.88 (s, 3H), 1.42-1.44 (d, J = 6.2 Hz, 3H).

Step 3: Preparation of (S)-7-amino-3-methyl-5-((1-(2-phenylquinoline-3-yl)ethyl)amino)-2,3-dihydropyrimido[4,5-d]pyrimidine-4(1H)-one

18 mg of (S)-7-amino-3-methyl-5-((1-(2-phenylquinoline-3-yl)ethyl)amino)-2,3-dihydropyrimido[4,5-d]pyrimidine-4(1H)-one was prepared as a white solid according to the same manner as described in step 8 of Example 1 except that (S)-7-amino-1-(4-methoxybenzyl)-3-methyl-5-((1-(2-phenylquinoline-3-yl)ethyl)amino)-2,3-dihydropyrimido[4,5-d]pyrimidine-4(1H)-one was used (0.04 mmol, yield: 49%).

¹H NMR (300 MHz, DMSO-d₆) δ 9.27-9.29 (d, J = 6.3 Hz, 1H), 8.30 (s, 1H), 7.97-7.80 (d, J = 7.8 Hz, 2H), 7.69-7.75 (m, 2H), 7.50-7.60 (m, 4H), 7.20 (s, 1H), 6.06 (s, 2H), 5.40-5.44 (m, 1H), 4.47 (s, 2H), 2.80 (s, 3H), 1.25-1.27 (d, J = 6.7 Hz, 1H).

Example 54: Preparation of (S)-7-amino-5-((1-(5-fluoro-4-oxo-3-phenyl-3,4-dihydroquinazoline-2-yl)propyl)amino)-3-methyl-2,3-dihydropyrimido[4,5-d]pyrimidine-4(1H)-one



Step 1: Preparation of (S)-5-((1-(5-fluoro-4-oxo-3-phenyl-3,4-dihydroquinazoline-2-yl)propyl)amino)-1-(4-

methoxybenzyl)-3-methyl-7-(methylthio)-2,3-
dihydropyrimido[4,5-d]pyrimidine-4(1H)-one

64 mg of (S)-5-(2-(5-chloro-4-oxo-3-phenyl-3,4-dihydroquinazoline-2-yl)pyrrolidine-1-yl)-1-(4-methoxybenzyl)-3-methyl-2,3-dihydropyrimido[4,5-d]pyrimidine-4(1H)-one was prepared as a white solid according to the same manner as described in step 1 of Example 48 except that (S)-2-(1-aminopropyl)-5-fluoro-3-phenylquinazoline-4(3H)-one was used (0.10 mmol, yield: 10 100%).

¹H NMR (300 MHz, CDCl₃) δ 9.43-9.46 (d, J = 8.5 Hz, 1H), 7.47-7.69 (m, 6H), 7.27-7.31 (m, 1H), 7.19-7.22 (d, J = 8.3 Hz, 2H), 7.05-7.11 (m, 1H), 6.84-6.87 (d, J = 8.2 Hz, 2H), 5.01-5.08 (m, 1H), 4.73 (s, 2H), 4.41 (s, 2H), 3.79 15 (s, 3H), 2.89 (s, 3H), 2.26 (s, 3H), 1.73-1.81 (m, 2H), 0.80-0.85 (t, J = 7.2 Hz, 3H).

Step 2: Preparation of (S)-7-amino-5-((1-(5-fluoro-4-oxo-3-phenyl-3,4-dihydroquinazoline-2-yl)propyl)amino)-1-
(4-methoxybenzyl)-3-methyl-2,3-dihydropyrimido[4,5-
d]pyrimidine-4(1H)-one

43 mg of (S)-7-amino-5-((1-(5-fluoro-4-oxo-3-phenyl-3,4-dihydroquinazoline-2-yl)propyl)amino)-1-(4-methoxybenzyl)-3-methyl-2,3-dihydropyrimido[4,5-d]pyrimidine-4(1H)-one was prepared as a white solid according to the same manner as described in step 2 of Example 48 except that (S)-5-(2-(5-chloro-4-oxo-3-phenyl-

3,4-dihydroquinazoline-2-yl)pyrrolidine-1-yl)-1-(4-methoxybenzyl)-3-methyl-2,3-dihydropyrimido[4,5-d]pyrimidine-4(1H)-one was used (0.07 mmol, yield: 71%).

¹H NMR (300 MHz, CDCl₃) δ 9.39-9.41 (d, J = 8.5 Hz, 1H), 7.52-7.64 (m, 5H), 7.37-7.39 (m, 1H), 7.28-7.31 (m, 1H), 7.19-7.21 (d, J = 7.5 Hz, 2H), 7.05-7.11 (t, J = 8.5 Hz, 1H), 6.84-6.86 (d, J = 7.0 Hz, 2), 4.99-5.01 (m, 1H), 4.66 (s, 2H), 4.57 (s, 2H), 4.33 (s, 2H), 3.79 (s, 3H), 2.86 (s, 3H), 1.77-1.79 (m, 2H), 0.82-0.87 (t, J = 7.5 Hz, 3H).

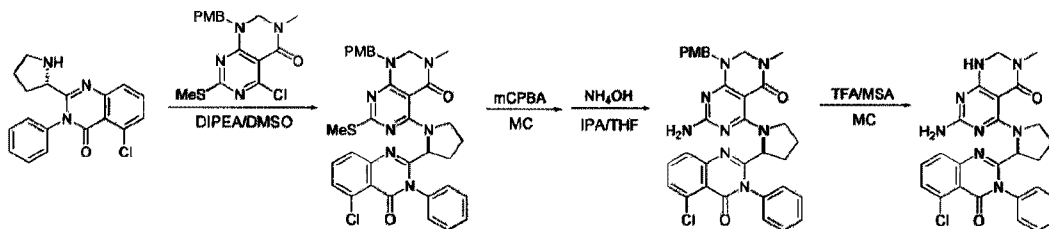
Step 3: Preparation of (S)-7-amino-5-((1-(5-fluoro-4-oxo-3-phenyl-3,4-dihydroquinazoline-2-yl)propyl)amino)-3-methyl-2,3-dihydropyrimido[4,5-d]pyrimidine-4(1H)-one

16 mg of (S)-7-amino-5-((1-(5-fluoro-4-oxo-3-phenyl-3,4-dihydroquinazoline-2-yl)propyl)amino)-3-methyl-2,3-dihydropyrimido[4,5-d]pyrimidine-4(1H)-one was prepared as a white solid according to the same manner as described in step 8 of Example 1 except that (S)-7-amino-5-((1-(5-fluoro-4-oxo-3-phenyl-3,4-dihydroquinazoline-2-yl)propyl)amino)-1-(4-methoxybenzyl)-3-methyl-2,3-dihydropyrimido[4,5-d]pyrimidine-4(1H)-one was used (0.03 mmol, yield: 47%).

¹H NMR (300 MHz, DMSO-d₆) δ 9.22-9.25 (d, J = 5.4 Hz, 1H), 7.79-7.81 (m, 1H), 7.45-7.61 (m, 5H), 7.24-7.30 (t, J = 4.5 Hz, 1H), 7.18 (s, 1H), 6.06 (s, 2H), 4.54-4.61 (m,

1H), 4.45 (s, 2H), 2.79 (s, 3H), 1.49-1.53 (m, 2H), 0.65-0.70 (t, J = 7.9 Hz, 3H).

Example 55: Preparation of (S)-7-amino-5-(2-(5-chloro-4-oxo-3-phenyl-3,4-dihydroquinazoline-2-yl)pyrrolidine-1-yl)-3-methyl-2,3-dihydropyrimido[4,5-d]pyrimidine-4(1H)-one



Step 1: Preparation of (S)-5-(2-(5-chloro-4-oxo-3-phenyl-3,4-dihydroquinazoline-2-yl)pyrrolidine-1-yl)-1-(4-methoxybenzyl)-3-methyl-7-(methylthio)-2,3-dihydropyrimido[4,5-d]pyrimidine-4(1H)-one

82 mg of (S)-5-(2-(5-chloro-4-oxo-3-phenyl-3,4-dihydroquinazoline-2-yl)pyrrolidine-1-yl)-1-(4-methoxybenzyl)-3-methyl-7-(methylthio)-2,3-

dihydropyrimido[4,5-d]pyrimidine-4(1H)-one was prepared as a white solid according to the same manner as described in step 1 of Example 48 except that (S)-5-chloro-3-phenyl-2-(pyrrolidine-2-yl)quinazoline-4(3H)-one was used (0.13 mmol, yield: 88%).

¹H NMR (300 MHz, CDCl₃) δ 8.04-8.07 (d, J = 4.5 Hz, 1H), 7.62-7.65 (m, 2H), 7.49-7.54 (m, 3H), 7.39-7.41 (m, 1H), 7.15-7.22 (m, 3H), 6.83-6.86 (d, J = 8.5 Hz, 2H), 4.77-4.80 (d, J = 7.7 Hz, 2H), 4.66-4.72 (m, 1H), 4.30-4.40 (q, J = 6.0, 9.2 Hz, 2H), 3.91-3.97 (m, 1H), 3.79 (s, 3H),

3.42-3.47 (m, 1H), 2.90 (s, 3H), 2.38 (s, H), 2.15-2.23 (m, 2H), 1.63-1.75 (m, 2H).

Step 2: Preparation of (S)-7-amino-5-(2-(5-chloro-4-oxo-3-phenyl-3,4-dihydroquinazoline-2-yl)pyrrolidine-1-yl)-1-(4-methoxybenzyl)-3-methyl-2,3-dihydropyrimido[4,5-d]pyrimidine-4(1H)-one

55 mg of (S)-7-amino-5-(2-(5-chloro-4-oxo-3-phenyl-3,4-dihydroquinazoline-2-yl)pyrrolidine-1-yl)-1-(4-methoxybenzyl)-3-methyl-2,3-dihydropyrimido[4,5-d]pyrimidine-4(1H)-one was prepared as a white solid according to the same manner as described in step 2 of Example 48 except that (S)-5-(2-(5-chloro-4-oxo-3-phenyl-3,4-dihydroquinazoline-2-yl)pyrrolidine-1-yl)-1-(4-methoxybenzyl)-3-methyl-7-(methylthio)-2,3-dihydropyrimido[4,5-d]pyrimidine-4(1H)-one was used (0.09 mmol, yield: 71%).

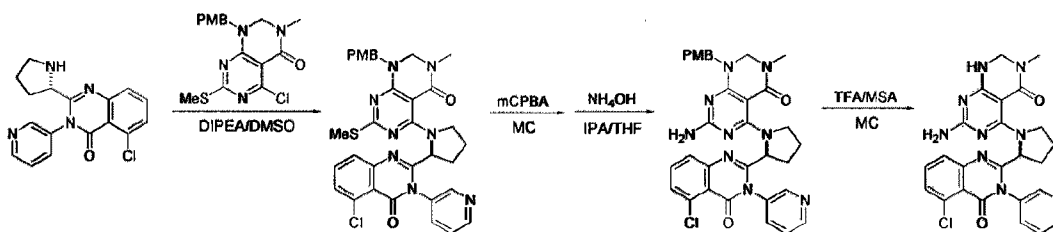
¹H NMR (300 MHz, CDCl₃) δ 7.48-7.64 (m, 6H), 7.37-7.39 (d, J = 7.6 Hz, 1H), 7.20-7.23 (d, J = 6.9 Hz, 1H), 7.11-7.14 (d, J = 7.7 Hz, 2H), 6.81-6.84 (d, J = 7.9 Hz, 2H), 4.66-4.70 (m, 2H), 4.23-4.29 (m, 2H), 3.84-3.90 (m, 1H), 3.78 (s, 3H), 3.50-3.53 (m, 1H), 2.85 (s, 3H), 2.06-2.13 (m, 1H), 1.98-2.01 (m, 2H), 1.68-1.71 (m, 1H).

Step 3: Preparation of (S)-7-amino-5-(2-(5-chloro-4-oxo-3-phenyl-3,4-dihydroquinazoline-2-yl)pyrrolidine-1-yl)-3-methyl-2,3-dihydropyrimido[4,5-d]pyrimidine-4(1H)-one

33 mg of (S)-7-amino-5-(2-(5-chloro-4-oxo-3-phenyl-3,4-dihydroquinazoline-2-yl)pyrrolidine-1-yl)-3-methyl-2,3-dihydropyrimido[4,5-d]pyrimidine-4(1H)-one was prepared as a white solid according to the same manner as described in
 5 step 8 of Example 1 except that (S)-7-amino-5-(2-(5-chloro-4-oxo-3-phenyl-3,4-dihydroquinazoline-2-yl)pyrrolidine-1-yl)-1-(4-methoxybenzyl)-3-methyl-2,3-dihydropyrimido[4,5-d]pyrimidine-4(1H)-one was used (0.07 mmol, yield: 74%).

¹H NMR (300 MHz, DMSO-d₆) δ 7.87 (s, 1H), 7.65-7.70 (m, 1H), 7.40-7.54 (m, 7H), 5.94 (s, 2H), 4.79 (s, 1H), 4.35 (s, 2H), 3.57 (s, 1H), 2.86 (s, 3H), 1.98-2.04 (m, 2H), 1.78-1.83 (m, 1H), 1.63-1.69 (m, 1H).

Example 56: Preparation of (S)-7-amino-5-(2-(5-chloro-4-oxo-3-(pyridine-3-yl)-3,4-dihydroquinazoline-2-yl)pyrrolidine-1-yl)-3-methyl-2,3-dihydropyrimido[4,5-d]pyrimidine-4(1H)-one



Step 1: Preparation of (S)-5-(2-(5-chloro-4-oxo-3-(pyridine-3-yl)-3,4-dihydroquinazoline-2-yl)pyrrolidine-1-yl)-1-(4-methoxybenzyl)-3-methyl-7-(methylthio)-2,3-dihydropyrimido[4,5-d]pyrimidine-4(1H)-one

79 mg of (S)-5-(2-(5-chloro-4-oxo-3-(pyridine-3-yl)-3,4-dihydroquinazoline-2-yl)pyrrolidine-1-yl)-1-(4-

methoxybenzyl)-3-methyl-7-(methylthio)-2,3-dihydropyrimido[4,5-d]pyrimidine-4(1H)-one was prepared as a white solid according to the same manner as described in step 1 of Example 48 except that (S)-5-chloro-3-(pyridine-3-yl)-2-(pyrrolidine-2-yl)quinazoline-4(3H)-one was used (0.12 mmol, yield: 91%).

¹H NMR (300 MHz, CDCl₃) δ 8.74-8.76 (d, J = 5.9 Hz, 1H), 8.47-8.50 (m, 1H), 7.58-7.66 (m, 3H), 7.42-7.44 (d, J = 7.6 Hz, 2H), 7.15-7.18 (d, J = 8.4 Hz, 2H), 6.83-6.86 (d, J = 8.0 Hz, 2H), 4.78-4.79 (d, J = 4.4 Hz, 2H), 4.31-4.37 (m, 2H), 3.85-4.04 (m, 1H), 3.79 (s, 3H), 3.55-3.35 (m, 1H), 2.90 (s, 3H), 2.39 (s, 3H), 2.08-2.13 (m, 2H), 1.60-1.83 (m, 2H).

Step 2: Preparation of (S)-7-amino-5-(2-(5-chloro-4-oxo-3-(pyridine-3-yl)-3,4-dihydroquinazoline-2-yl)pyrrolidine-1-yl)-1-(4-methoxybenzyl)-3-methyl-2,3-dihydropyrimido[4,5-d]pyrimidine-4(1H)-one

49 mg of (S)-7-amino-5-(2-(5-chloro-4-oxo-3-(pyridine-3-yl)-3,4-dihydroquinazoline-2-yl)pyrrolidine-1-yl)-1-(4-methoxybenzyl)-3-methyl-2,3-dihydropyrimido[4,5-d]pyrimidine-4(1H)-one was prepared as a white solid according to the same manner as described in step 2 of Example 48 except that (S)-5-(2-(5-chloro-4-oxo-3-(pyridine-3-yl)-3,4-dihydroquinazoline-2-yl)pyrrolidine-1-yl)-1-(4-methoxybenzyl)-3-methyl-7-(methylthio)-2,3-

dihydropyrimido[4,5-d]pyrimidine-4(1H)-one was used (0.08 mmol, yield: 65%).

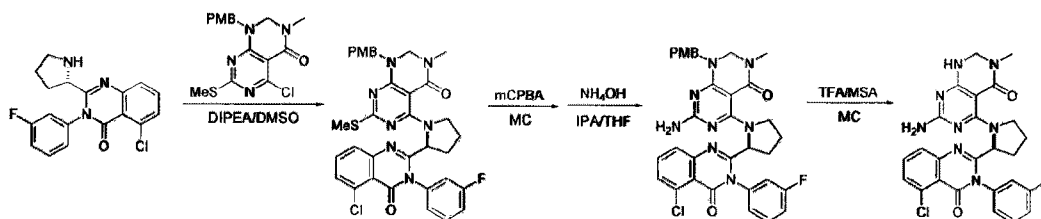
¹H NMR (300 MHz, CDCl₃) δ 8.75 (s, 7H), 7.61-7.65 (m, 2H), 7.52-7.57 (m, 3H), 7.40-7.43 (d, J = 6.8 Hz, 1H),
 5 7.13-7.17 (m, 2H), 6.81-6.84 (d, J = 8.4 Hz, 2H), 4.81 (s, 2H), 4.61-4.76 (m, 2H), 4.19-4.33 (m, 2H), 3.94-4.05 (m, 1H), 3.78 (s, 3H), 3.47-3.57 (m, 1H), 2.86 (s, 3H), 2.15-2.24 (m, 1H), 1.96-2.09 (m, 2H), 1.72-1.79 (m, 1H).

10 Step 3: Preparation of (S)-7-amino-5-(2-(5-chloro-4-oxo-3-(pyridine-3-yl)-3,4-dihydroquinazoline-2-yl)pyrrolidine-1-yl)-3-methyl-2,3-dihydropyrimido[4,5-d]pyrimidine-4(1H)-one

29 mg of (S)-7-amino-5-(2-(5-chloro-4-oxo-3-(pyridine-
 15 3-yl)-3,4-dihydroquinazoline-2-yl)pyrrolidine-1-yl)-3-methyl-2,3-dihydropyrimido[4,5-d]pyrimidine-4(1H)-one was prepared as a white solid according to the same manner as described in step 8 of Example 1 except that (S)-7-amino-5-(2-(5-chloro-4-oxo-3-(pyridine-3-yl)-3,4-
 20 dihydroquinazoline-2-yl)pyrrolidine-1-yl)-1-(4-methoxybenzyl)-3-methyl-2,3-dihydropyrimido[4,5-d]pyrimidine-4(1H)-one was used (0.06 mmol, yield: 73%).

¹H NMR (300 MHz, DMSO-d₆O) δ 8.72 (s, 2H), 8.00-8.03 (d, J = 9.0 Hz, 1H), 7.61-7.73 (m, 2H), 7.43-7.52 (m, 2H),
 25 6.04 (s, 1H), 5.31-5.43 (m, 1H) 4.56-4.65 (m, 1H), 4.36 (s, 2H), 3.97-4.05 (m, 1H), 2.86 (s, 3H), 1.95-2.04 (m, 2H), 1.63-1.82 (m, 2H).

Example 57: Preparation of (S)-7-amino-5-(2-(5-chloro-3-(3-fluorophenyl)-4-oxo-3,4-dihydroquinazoline-2-yl)pyrrolidine-1-yl)-3-methyl-2,3-dihydropyrimido[4,5-d]pyrimidine-4(1H)-one



Step 1: Preparation of (S)-5-(2-(5-chloro-3-(3-fluorophenyl)-4-oxo-3,4-dihydroquinazoline-2-yl)pyrrolidine-1-yl)-1-(4-methoxybenzyl)-3-methyl-7-(methylthio)-2,3-dihydropyrimido[4,5-d]pyrimidine-4(1H)-one

84 mg of (S)-5-(2-(5-chloro-3-(3-fluorophenyl)-4-oxo-3,4-dihydroquinazoline-2-yl)pyrrolidine-1-yl)-1-(4-methoxybenzyl)-3-methyl-7-(methylthio)-2,3-dihydropyrimido[4,5-d]pyrimidine-4(1H)-one was prepared as a white solid according to the same manner as described in step 1 of Example 48 except that (S)-5-chloro-3-(3-fluorophenyl)-2-(pyrrolidine-2-yl)quinazoline-4(3H)-one was used (0.13 mmol, yield: 88%).

¹H NMR (300 MHz, CDCl₃) δ 7.89-7.91 (d, J = 6.1 Hz, 1H), 7.50-7.66 (m, J = 38.5, 9.8 Hz, 3H), 7.40-7.43 (m, 1H), 7.11-7.24 (m, 3H), 6.91-7.06 (m, 1H), 6.83-6.86 (d, J = 7.4 Hz, 2H), 4.73-4.78 (d, J = 4.9 Hz, 1H), 4.62-4.72 (m, 1H), 4.30-3.41 (m, 2H), 3.86-4.03 (m, 1H), 3.79 (s, 3H),

3.35-3.42 (m, 1H), 2.90 (s, 3H), 2.38 (s, 3H), 2.05-2.22 (m, 3H), 1.72-1.82 (m, 1H).

Step 2: Preparation of (S)-7-amino-5-(2-(5-chloro-3-(3-fluorophenyl)-4-oxo-3,4-dihydroquinazoline-2-yl)pyrrolidine-1-yl)-1-(4-methoxybenzyl)-3-methyl-2,3-dihydropyrimido[4,5-d]pyrimidine-4(1H)-one

54 mg of (S)-7-amino-5-(2-(5-chloro-3-(3-fluorophenyl)-4-oxo-3,4-dihydroquinazoline-2-yl)pyrrolidine-1-yl)-1-(4-methoxybenzyl)-3-methyl-2,3-dihydropyrimido[4,5-d]pyrimidine-4(1H)-one was prepared as a white solid according to the same manner as described in step 2 of Example 48 except that (S)-5-(2-(5-chloro-3-(3-fluorophenyl)-4-oxo-3,4-dihydroquinazoline-2-yl)pyrrolidine-1-yl)-1-(4-methoxybenzyl)-3-methyl-7-(methylthio)-2,3-dihydropyrimido[4,5-d]pyrimidine-4(1H)-one was used (0.08 mmol, yield: 67%).

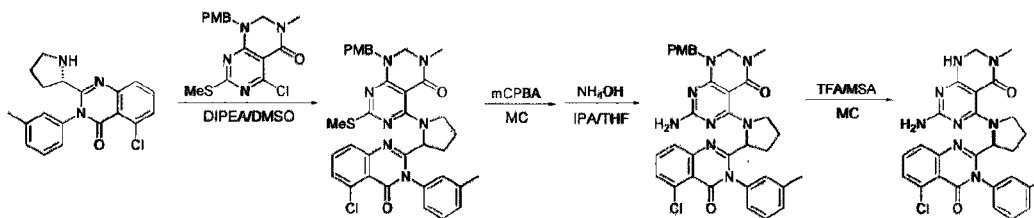
¹H NMR (300 MHz, CDCl₃) δ 7.64-7.66 (m, 1H), 7.38-7.58 (m, 4H), 6.98-7.15 (m, 4H), 6.81-6.84 (d, J = 8.0 Hz, 2H), 4.62-4.74 (m, 3H), 4.25-4.30 (m, 2H), 3.84-3.96 (m, 1H), 3.78 (s, 3H), 3.48-3.56 (m, 1H), 2.86 (s, 3H), 2.14-2.18 (m, 1H), 2.02-2.05 (m, 2H), 1.72-1.79 (m, 1H).

Step 3: Preparation of (S)-7-amino-5-(2-(5-chloro-3-(3-fluorophenyl)-4-oxo-3,4-dihydroquinazoline-2-yl)pyrrolidine-1-yl)-3-methyl-2,3-dihydropyrimido[4,5-d]pyrimidine-4(1H)-one

30 mg of (S)-7-amino-5-(2-(5-chloro-3-(3-fluorophenyl)-4-oxo-3,4-dihydroquinazoline-2-yl)pyrrolidine-1-yl)-3-methyl-2,3-dihydropyrimido[4,5-d]pyrimidine-4(1H)-one was prepared as a white solid according to the same manner as described in step 8 of Example 1 except that (S)-7-amino-5-(2-(5-chloro-3-(3-fluorophenyl)-4-oxo-3,4-dihydroquinazoline-2-yl)pyrrolidine-1-yl)-1-(4-methoxybenzyl)-3-methyl-2,3-dihydropyrimido[4,5-d]pyrimidine-4(1H)-one was used (0.06 mmol, yield: 68%).

¹H NMR (300 MHz, DMSO-d₆) δ 7.85 (s, 1H), 7.63-7.71 (m, 2H), 7.36-7.51 (m, 5H), 5.97-6.05 (ss, 2H), 4.49-4.61 (m, 1H), 4.35 (s, 2H), 3.52-3.59 (m, 1H), 2.86 (s, 3H), 1.98-2.06 (m, 2H), 1.81-1.85 (m, 1H), 1.66-1.70 (m, 1H).

Example 58: Preparation of (S)-7-amino-5-(2-(5-chloro-4-oxo-3-(m-tolyl)-3,4-dihydroquinazoline-2-yl)pyrrolidine-1-yl)-3-methyl-2,3-dihydropyrimido[4,5-d]pyrimidine-4(1H)-one



Step 1: Preparation of (S)-5-(2-(5-chloro-4-oxo-3-(m-tolyl)-3,4-dihydroquinazoline-2-yl)pyrrolidine-1-yl)-1-(4-methoxybenzyl)-3-methyl-7-(methylthio)-2,3-dihydropyrimido[4,5-d]pyrimidine-4(1H)-one

76 mg of (S)-5-(2-(5-chloro-4-oxo-3-(m-tolyl)-3,4-dihydroquinazoline-2-yl)pyrrolidine-1-yl)-1-(4-methoxybenzyl)-3-methyl-7-(methylthio)-2,3-dihydropyrimido[4,5-d]pyrimidine-4(1H)-one was prepared as
 5 a white solid according to the same manner as described in step 1 of Example 48 except that (S)-5-chloro-2-(pyrrolidine-2-yl)-3-m-tolylquinazoline-4(3H)-one was used (0.11 mmol, yield: 96%).

¹H NMR (300 MHz, CDCl₃) δ 7.83-7.88 (m, 1H), 7.60-7.63
 10 (m, 1H), 7.38-7.58 (m, 3H), 7.29-7.31 (m, 1H), 7.16-7.19 (d, J = 7.4 Hz, 2H), 6.99-7.02 (m, 1H), 6.84-6.86 (d, J = 5.7 Hz, 2H), 4.73-4.81 (m, 3H), 4.35 (s, 2H), 3.85-3.98 (m, 1H), 3.79 (s, 3H), 3.47-3.58 (m, 1H), 2.89 (s, 3H), 2.41-2.47 (d, J = 9.0 Hz, 3H), 2.30-2.41 (m, 3H), 2.15 (s, 3H),
 15 1.70-1.77 (m, 1H).

Step 2: Preparation of (S)-7-amino-5-(2-(5-chloro-4-oxo-3-(m-tolyl)-3,4-dihydroquinazoline-2-yl)pyrrolidine-1-yl)-1-(4-methoxybenzyl)-3-methyl-2,3-dihydropyrimido[4,5-
 20 d]pyrimidine-4(1H)-one

57 mg of (S)-7-amino-5-(2-(5-chloro-4-oxo-3-(m-tolyl)-3,4-dihydroquinazoline-2-yl)pyrrolidine-1-yl)-1-(4-methoxybenzyl)-3-methyl-2,3-dihydropyrimido[4,5-d]pyrimidine-4(1H)-one was prepared as a white solid
 25 according to the same manner as described in step 2 of Example 48 except that (S)-5-(2-(5-chloro-4-oxo-3-(m-tolyl)-3,4-dihydroquinazoline-2-yl)pyrrolidine-1-yl)-1-(4-

methoxybenzyl)-3-methyl-7-(methylthio)-2,3-dihydropyrimido[4,5-d]pyrimidine-4(1H)-one was used (0.09 mmol, yield: 79%).

¹H NMR (300 MHz, CDCl₃) δ 7.62-7.65 (m, 1H), 7.41-7.55 (m, 4H), 7.29-7.32 (m, 1H), 7.13-7.16 (d, J = 6.0 Hz, 2H), 7.03 (s, 1H), 6.82-6.85 (d, J = 8.9 Hz, 2H), 4.68-4.76 (m, 3H), 4.59 (s, 2H), 4.27 (s, 2H), 3.85-3.91 (m, 1H), 3.78 (s, 3H), 3.52-3.59 (m, 1H), 2.85 (s, 3H), 2.43 (s, 3H), 2.14-2.22 (m, 1H), 2.00-2.04 (m, 2H), 1.72-1.77 (m, 1H).

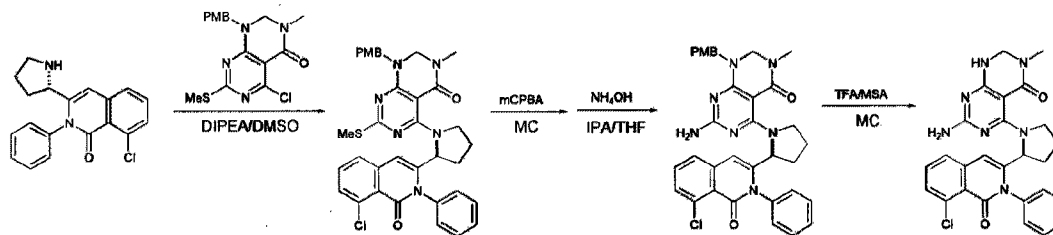
10

Step 3: Preparation of (S)-7-amino-5-(2-(5-chloro-4-oxo-3-(m-tolyl)-3,4-dihydroquinazoline-2-yl)pyrrolidine-1-yl)-3-methyl-2,3-dihydropyrimido[4,5-d]pyrimidine-4(1H)-one

31 mg of (S)-7-amino-5-(2-(5-chloro-4-oxo-3-(m-tolyl)-3,4-dihydroquinazoline-2-yl)pyrrolidine-1-yl)-3-methyl-2,3-dihydropyrimido[4,5-d]pyrimidine-4(1H)-one was prepared as a white solid according to the same manner as described in step 8 of Example 1 except that (S)-7-amino-5-(2-(5-chloro-4-oxo-3-(m-tolyl)-3,4-dihydroquinazoline-2-yl)pyrrolidine-1-yl)-1-(4-methoxybenzyl)-3-methyl-2,3-dihydropyrimido[4,5-d]pyrimidine-4(1H)-one was used (0.06 mmol, yield: 67%).

¹H NMR (300 MHz, CDCl₃) δ 7.63-7.65 (m, 1H), 7.51-7.56 (t, J = 7.7 Hz, 1H), 7.39-7.45 (m, 3H), 7.30-7.32 (d, J = 7.4 Hz, 1H), 7.01-7.03 (m, 1H), 6.56 (s, 9H), 4.71-4.76 (m, 2H), 4.42-4.58 (m, 1H), 4.94-4.00 (m, 1H), 3.79-3.85 (m, 2H), 3.52-3.60 (m, 1H), 3.02 (s, 3H), 2.42 (s, 3H), 2.12-2.25 (m, 1H), 1.98-2.06 (m, 2H), 1.69-1.76 (m, 1H).

Example 59: Preparation of (S)-7-amino-5-(2-(8-chloro-1-oxo-2-phenyl-1,2-dihydroisoquinoline-3-yl)pyrrolidine-1-yl)-3-methyl-2,3-dihydropyrimido[4,5-d]pyrimidine-4(1H)-one



Step 1: Preparation of (S)-5-(2-(8-chloro-1-oxo-2-phenyl-1,2-dihydroisoquinoline-3-yl)pyrrolidine-1-yl)-1-(4-methoxybenzyl)-3-methyl-7-(methylthio)-2,3-dihydropyrimido[4,5-d]pyrimidine-4(1H)-one

81 mg of (S)-5-(2-(8-chloro-1-oxo-2-phenyl-1,2-dihydroisoquinoline-3-yl)pyrrolidine-1-yl)-1-(4-methoxybenzyl)-3-methyl-7-(methylthio)-2,3-dihydropyrimido[4,5-d]pyrimidine-4(1H)-one was prepared as a white solid according to the same manner as described in step 1 of Example 48 except that (S)-8-chloro-2-phenyl-3-(pyrrolidine-2-yl)isoquinoline-1(2H)-one was used (0.12 mmol, yield: 88%).

^1H NMR (300 MHz, CDCl_3) δ 7.76-7.78 (d, J = 5.8 Hz, 1H), 7.59-7.64 (t, J = 6.4 Hz, 1H), 7.42-7.52 (m, 2H), 7.36-7.41 (m, 3H), 7.30-7.32 (d, J = 6.4 Hz, 1H), 7.18-7.20 (m, 1H), 6.84-6.86 (d, J = 8.1 Hz, 2H), 6.77 (s, 1H), 5.05-5.09 (t, J = 6.1 Hz, 1H), 4.89-4.94 (d, J = 15.3 Hz, 1H), 4.69-4.74 (d, J = 15.0 Hz, 1H), 4.52-4.56 (d, J = 10.5 Hz, 1H), 4.18-4.22 (d, J = 10.9 Hz, 1H), 4.11-4.16 (m, 1H),

3.79 (s, 3H), 3.07-3.13 (m, 1H), 2.94 (s, 3H), 2.44 (s, 3H), 1.93-1.99 (m, 2H), 1.61-1.81 (m, 2H).

Step 2: Preparation of (S)-7-amino-5-(2-(8-chloro-1-oxo-2-phenyl-1,2-dihydroisoquinoline-3-yl)pyrrolidine-1-yl)-1-(4-methoxybenzyl)-3-methyl-2,3-dihydropyrimido[4,5-d]pyrimidine-4(1H)-one

38 mg of (S)-7-amino-5-(2-(8-chloro-1-oxo-2-phenyl-1,2-dihydroisoquinoline-3-yl)pyrrolidine-1-yl)-1-(4-methoxybenzyl)-3-methyl-2,3-dihydropyrimido[4,5-d]pyrimidine-4(1H)-one was prepared as a white solid according to the same manner as described in step 2 of Example 48 except that (S)-5-(2-(8-chloro-1-oxo-2-phenyl-1,2-dihydroisoquinoline-3-yl)pyrrolidine-1-yl)-1-(4-methoxybenzyl)-3-methyl-7-(methylthio)-2,3-dihydropyrimido[4,5-d]pyrimidine-4(1H)-one was used (0.06 mmol, yield: 49%).

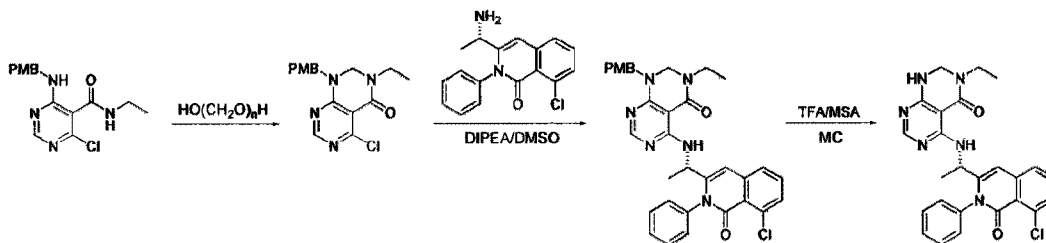
¹H NMR (300 MHz, CDCl₃) δ 7.48-7.55 (m, 4H), 7.31-7.38 (m, 4H), 7.16-7.18 (d, J = 7.9 Hz, 2H), 6.83-6.86 (m, 3H), 5.01-5.07 (m, 1H), 4.84-4.89 (d, J = 15.4 Hz, 1H), 4.69 (s, 2H), 4.48-4.59 (m, 2H), 4.10-4.13 (d, J = 10.3 Hz, 2H), 3.78 (s, 3H), 3.11-3.19 (m, 1H), 2.91 (s, 3H), 1.89-1.93 (m, 2H), 1.73-1.79 (m, 1H), 1.55-1.62 (m, 1H).

Step 3: Preparation of (S)-7-amino-5-(2-(8-chloro-1-oxo-2-phenyl-1,2-dihydroisoquinoline-3-yl)pyrrolidine-1-yl)-3-methyl-2,3-dihydropyrimido[4,5-d]pyrimidine-4(1H)-one

13 mg of (S)-7-amino-5-(2-(5-chloro-3-(3-fluorophenyl)-4-oxo-3,4-dihydroquinazoline-2-yl)pyrrolidine-1-yl)-3-methyl-2,3-dihydropyrimido[4,5-d]pyrimidine-4(1H)-one was prepared as a white solid according to the same manner as described in step 8 of Example 1 except that (S)-7-amino-5-(2-(8-chloro-1-oxo-2-phenyl-1,2-dihydroisoquinoline-3-yl)pyrrolidine-1-yl)-1-(4-methoxybenzyl)-3-methyl-2,3-dihydropyrimido[4,5-d]pyrimidine-4(1H)-one was used (0.03 mmol, yield: 42%).

¹H NMR (300 MHz, DMSO-d₆) δ 7.49-7.63 (m, 7H), 7.23-7.33 (m, 1H), 6.82 (s, 1H), 6.19 (s, 2H), 6.12 (s, 1H), 5.47-5.58 (m, 1H), 4.42 (s, 2H), 3.98-4.04 (m, 1H), 3.06-3.09 (m, 1H), 2.76 (s, 3H), 1.90-1.98 (m, 2H), 1.46-1.57 (m, 2H).

Example 60: Preparation of (S)-5-(1-(8-chloro-1-oxo-2-phenyl-1,2-dihydroisoquinoline-3-yl)ethylamino)-3-ethyl-2,3-dihydropyrimido[4,5-d]pyrimidine-4(1H)-one



Step 1: Preparation of 5-chloro-3-ethyl-1-(4-methoxybenzyl)-2,3-dihydropyrimido[4,5-d]pyrimidine-4(1H)-one

400 mg of 5-chloro-3-ethyl-1-(4-methoxybenzyl)-2,3-dihydropyrimido[4,5-d]pyrimidine-4(1H)-one was prepared as a white solid by using 600 mg 1.87 mmol) of 4-chloro-N-ethyl-6-(4-methoxybenzylamino)pyrimidine-5-carboxamide

5 according to the same manner as described in step 4 of Example 34 (1.2 mmol, yield: 64%).

¹H NMR (300 MHz, CDCl₃) δ 8.44 (s, 1H), 7.22 (d, J = 8.4 Hz, 2H), 6.89 (d, J = 8.6 Hz, 2H), 4.85 (s, 2H), 4.54 (s, 2H), 3.82 (s, 3H), 3.46 (q, J = 7.2 Hz, 2H), 1.08 (t, J
10 = 7.2 Hz, 3H).

Step 2: Preparation of (S)-5-(1-(8-chloro-1-oxo-2-phenyl-1,2-dihydroisoquinoline-3-yl)ethylamino)-3-ethyl-1-(4-methoxybenzyl)-2,3-dihydropyrimido[4,5-d]pyrimidine-
15 4(1H)-one

60 mg of (S)-5-(1-(8-chloro-1-oxo-2-phenyl-1,2-dihydroisoquinoline-3-yl)ethylamino)-3-ethyl-1-(4-methoxybenzyl)-2,3-dihydropyrimido[4,5-d]pyrimidine-4(1H)-one was prepared as a yellow solid by using 40 mg (0.12
20 mmol) of 5-chloro-3-ethyl-1-(4-methoxybenzyl)-2,3-dihydropyrimido[4,5-d]pyrimidine-4(1H)-one prepared in step 1 according to the same manner as described in step 5 of Example 34 (0.1 mmol, yield: 84%).

¹H NMR (300 MHz, CDCl₃) δ 9.15 (s, -NH), 7.99 (s, 1H),
25 7.51-7.30 (m, 8H), 7.23 (d, J = 8.7 Hz, 2H), 6.87 (d, J = 8.1 Hz, 2H), 6.58 (s, 1H), 4.86 (s, 1H), 4.75 (s, 2H), 4.47

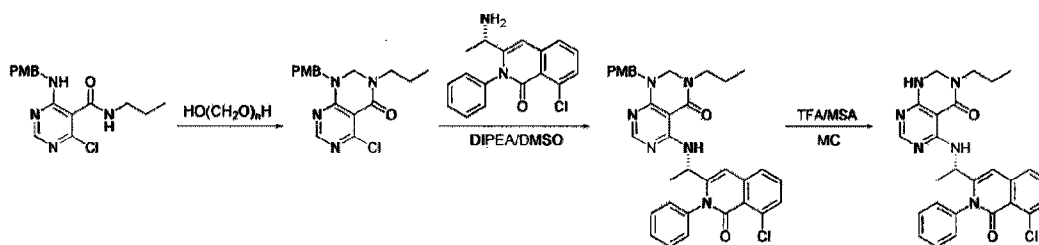
(s, 2H), 3.80 (s, 3H), 3.44-3.39 (m, 2H), 1.39 (d, J = 6.8 Hz, 3H), 1.11 (t, J = 7.2 Hz, 3H).

Step 3: Preparation of (S)-5-(1-(8-chloro-1-oxo-2-phenyl-1,2-dihydroisoquinoline-3-yl)ethylamino)-3-ethyl-2,3-dihydropyrimido[4,5-d]pyrimidine-4(1H)-one

47 mg of (S)-5-(1-(8-chloro-1-oxo-2-phenyl-1,2-dihydroisoquinoline-3-yl)ethylamino)-3-ethyl-2,3-dihydropyrimido[4,5-d]pyrimidine-4(1H)-one was prepared as a white solid by using 60 mg (0.1 mmol) of (S)-5-((1-(8-chloro-1-oxo-2-phenyl-1,2-dihydro-isoquinoline-3-yl)ethyl)amino)-3-ethyl-1-(4-methoxybenzyl)-2,3-dihydropyrimido[4,5-d]pyrimidine-4(1H)-one prepared in step 2 according to the same manner as described in step 8 of Example 1 (0.1 mmol, yield: 99%).

^1H NMR (300 MHz, CDCl_3) δ 9.06 (d, J = 6.9 Hz, -NH), 7.94 (s, 1H), 7.49-7.39 (m, 8H), 6.56 (s, 1H), 5.80 (s, 1H), 4.87-4.82 (m, 1H), 4.74 (s, 2H), 3.52-3.45 (m, 2H), 1.39 (d, J = 6.7 Hz, 3H), 1.23 (t, J = 7.2 Hz, 3H).

Example 61: Preparation of (S)-5-(1-(8-chloro-1-oxo-2-phenyl-1,2-dihydroisoquinoline-3-yl)ethylamino)-3-propyl-2,3-dihydropyrimido[4,5-d]pyrimidine-4(1H)-one



Step 1: Preparation of 5-chloro-1-(4-methoxybenzyl)-3-propyl-2,3-dihydropyrimido[4,5-d]pyrimidine-4(1H)-one

289 mg of 5-chloro-1-(4-methoxybenzyl)-3-propyl-2,3-dihydropyrimido[4,5-d]pyrimidine-4(1H)-one was prepared as
 5 a white solid by using 653 mg (1.95 mmol) of 4-chloro-6-(4-methoxybenzylamino)-N-propylpyrimidine-5-carboxamide according to the same manner as described in step 4 of Example 34 (1.12 mmol, yield: 57%).

¹H NMR (300 MHz, CDCl₃) δ 8.44 (s, 1H), 7.22 (d, J =
 10 8.5 Hz, 2H), 6.89 (d, J = 8.5 Hz, 2H), 4.85 (s, 2H), 4.52 (s, 2H), 3.82 (s, 3H), 3.37 (t, J = 7.4 Hz, 2H), 1.52-1.45 (m, 2H), 0.86 (t, J = 7.4 Hz, 3H).

Step 2: Preparation of (S)-5-(1-(8-chloro-1-oxo-2-phenyl-1,2-dihydroisoquinoline-3-yl)ethylamino)-1-(4-methoxybenzyl)-3-propyl-2,3-dihydropyrimido[4,5-d]pyrimidine-4(1H)-one

56 mg of (S)-5-(1-(8-chloro-1-oxo-2-phenyl-1,2-dihydroisoquinoline-3-yl)ethylamino)-1-(4-methoxybenzyl)-3-propyl-2,3-dihydropyrimido[4,5-d]pyrimidine-4(1H)-one was
 20 prepared as a yellow solid by using 41 mg (0.12 mmol) of 5-chloro-1-(4-methoxybenzyl)-3-propyl-2,3-dihydropyrimido[4,5-d]pyrimidine-4(1H)-one prepared in step 1 according to the same manner as described in step 5 of Example 34 (0.09 mmol, yield: 73%).
 25

¹H NMR (300 MHz, CDCl₃) δ 9.17-9.15 (m, -NH), 7.99 (s, 1H), 7.51-7.29 (m, 8H), 7.21-7.07 (m, 1H), 6.87 (d, J = 8.0

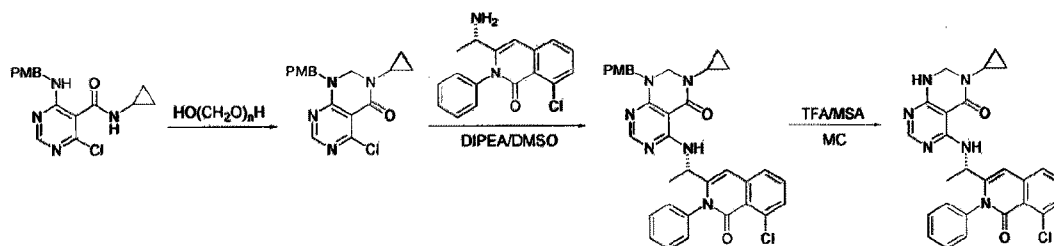
Hz, 2H), 6.52 (s, 1H), 4.96-4.87 (s, 1H), 4.75 (s, 2H), 4.47 (s, 2H), 3.80 (s, 3H), 3.44-3.39 (m, 2H), 1.68-1.63 (m, 2H), 1.39 (d, J = 6.9 Hz, 3H), 1.01-0.96 (m, 3H).

5 Step 3: Preparation of (S)-5-(1-(8-chloro-1-oxo-2-phenyl-1,2-dihydroisoquinoline-3-yl)ethylamino)-3-propyl-2,3-dihydropyrimido[4,5-d]pyrimidine-4(1H)-one

45 mg of (S)-5-(1-(8-chloro-1-oxo-2-phenyl-1,2-dihydroisoquinoline-3-yl)ethylamino)-3-propyl-2,3-dihydropyrimido[4,5-d]pyrimidine-4(1H)-one was prepared as a white solid by using 56 mg (0.09 mmol) of (S)-5-(1-(8-chloro-1-oxo-2-phenyl-1,2-dihydroisoquinoline-3-yl)ethylamino)-1-(4-methoxybenzyl)-3-propyl-2,3-dihydropyrimido[4,5-d]pyrimidine-4(1H)-one prepared in step 15 2 according to the same manner as described in step 8 of Example 1 (0.09 mmol, yield: 99%).

¹H NMR (300 MHz, CDCl₃) δ 9.04 (s, -NH), 7.95 (s, 1H), 7.50-7.31 (m, 8H), 6.57 (s, 1H), 5.28 (s, 1H), 4.91-4.84 (m, 1H), 4.73 (s, 2H), 3.41-3.36 (m, 2H), 1.68-1.63 (m, 20 2H), 1.39 (d, J = 6.9 Hz, 3H), 1.01-0.96 (m, 3H).

Example 62: Preparation of (S)-5-(1-(8-chloro-1-oxo-2-phenyl-1,2-dihydroisoquinoline-3-yl)ethylamino)-3-cyclopropyl-2,3-dihydropyrimido[4,5-d]pyrimidine-4(1H)-one



Step 1: Preparation of 5-chloro-3-cyclopropyl-1-(4-methoxybenzyl)-2,3-dihydropyrimido[4,5-d]pyrimidine-4(1H)-one

224 mg of 5-chloro-3-cyclopropyl-1-(4-methoxybenzyl)-2,3-dihydropyrimido[4,5-d]pyrimidine-4(1H)-one was prepared as a white solid by using 360 mg (1.08 mmol) of 4-chloro-N-cyclopropyl-6-(4-methoxybenzylamino)pyrimidine-5-carboxamide according to the same manner as described in step 4 of Example 34 (0.65 mmol, yield: 60%).

¹H NMR (300 MHz, CDCl₃) δ 8.43 (s, 1H), 7.21 (d, J = 7.8 Hz, 2H), 6.90 (d, J = 8.5 Hz, 2H), 4.84 (s, 2H), 4.52 (s, 2H), 3.82 (s, 3H), 2.60-2.56 (m, 1H), 0.84-0.82 (m, 2H), 0.52-0.50 (m, 2H).

Step 2: Preparation of (S)-5-(1-(8-chloro-1-oxo-2-phenyl-1,2-dihydroisoquinoline-3-yl)ethylamino)-3-cyclopropyl-1-(4-methoxybenzyl)-2,3-dihydropyrimido[4,5-d]pyrimidine-4(1H)-one

43 mg of (S)-5-(1-(8-chloro-1-oxo-2-phenyl-1,2-dihydroisoquinoline-3-yl)ethylamino)-3-cyclopropyl-1-(4-methoxybenzyl)-2,3-dihydropyrimido[4,5-d]pyrimidine-4(1H)-one was prepared as a white solid by using 40 mg (0.12

mmol) of 5-chloro-3-cyclopropyl-1-(4-methoxybenzyl)-2,3-dihydropyrimido[4,5-d]pyrimidine-4(1H)-one prepared in step 1 according to the same manner as described in step 5 of Example 34 (0.07 mmol, yield: 59%).

5 ^1H NMR (300 MHz, CDCl_3) δ 9.19-9.15 (m, -NH), 8.05 (s, 1H), 7.53-7.32 (m, 4H), 7.23-7.18 (m, 1H), 6.87 (d, $J = 9.4$ Hz, 2H), 6.56 (s, 1H), 4.84 (s, 1H), 4.43 (s, 1H), 3.79 (s, 2H), 2.03 (s, 1H), 1.38 (d, $J = 6.2$ Hz, 3H), 0.86-0.80 (m, 2H), 0.56-0.52 (m, 2H).

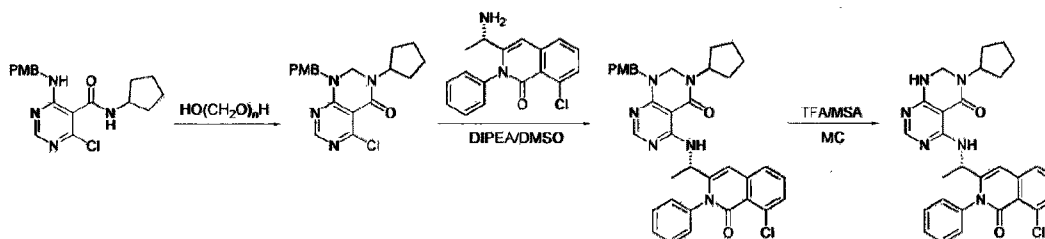
10

Step 3: Preparation of (S)-5-(1-(8-chloro-1-oxo-2-phenyl-1,2-dihydroisoquinoline-3-yl)ethylamino)-3-cyclopropyl-2,3-dihydropyrimido[4,5-d]pyrimidine-4(1H)-one

34 mg of (S)-5-(1-(8-chloro-1-oxo-2-phenyl-1,2-dihydroisoquinoline-3-yl)ethylamino)-3-cyclopropyl-2,3-dihydropyrimido[4,5-d]pyrimidine-4(1H)-one was prepared as a white solid by using 43 mg (0.07 mmol) of (S)-5-(1-(8-chloro-1-oxo-2-phenyl-1,2-dihydroisoquinoline-3-yl)ethylamino)-3-cyclopropyl-1-(4-methoxybenzyl)-2,3-dihydropyrimido[4,5-d]pyrimidine-4(1H)-one prepared in step 2 according to the same manner as described in step 8 of Example 1 (0.07 mmol, yield: 99%).

25 ^1H NMR (300 MHz, CDCl_3) δ 9.09 (d, $J = 6.8$ Hz, 1H), 7.94 (s, 1H), 7.51-7.32 (m, 8H), 6.56 (s, 1H), 5.66 (s, 1H), 4.88-4.84 (m, 1H), 4.71 (s, 2H), 2.59-2.53 (m, 1H), 1.39 (d, $J = 6.7$ Hz, 3H), 0.95-0.92 (m, 2H), 0.75-0.73 (m, 2H).

Example 63: Preparation of (S)-5-(1-(8-chloro-1-oxo-2-phenyl-1,2-dihydroisoquinoline-3-yl)ethylamino)-3-cyclopentyl-2,3-dihydropyrimido[4,5-d]pyrimidine-4(1H)-one



Step 1: Preparation of 5-chloro-3-cyclopentyl-1-(4-methoxybenzyl)-2,3-dihydropyrimido[4,5-d]pyrimidine-4(1H)-one

405 mg of 5-chloro-3-cyclopentyl-1-(4-methoxybenzyl)-2,3-dihydropyrimido[4,5-d]pyrimidine-4(1H)-one was prepared as a white solid by using 620 mg (1.72 mmol) of 4-chloro-N-cyclopentyl-6-(4-methoxybenzylamino)pyrimidine-5-carboxamide according to the same manner as described in step 4 of Example 34 (1.08 mmol, yield: 63%).

¹H NMR (300 MHz, CDCl₃) δ 8.44 (s, 1H), 7.22 (d, J = 8.6 Hz, 2H), 6.90 (d, J = 8.7 Hz, 2H), 5.31 (s, 2H), 4.97-4.88 (m, 1H), 4.83 (s, 2H), 4.41 (s, 2H), 3.82 (s, 3H), 1.86-1.77 (m, 2H), 1.57-1.53 (m, 2H), 1.26-1.16 (m, 2H).

Step 2: Preparation of (S)-5-(1-(8-chloro-1-oxo-2-phenyl-1,2-dihydroisoquinoline-3-yl)ethylamino)-3-cyclopentyl-1-(4-methoxybenzyl)-2,3-dihydropyrimido[4,5-d]pyrimidine-4(1H)-one

45 mg of (S)-5-(1-(8-chloro-1-oxo-2-phenyl-1,2-dihydroisoquinoline-3-yl)ethylamino)-3-cyclopentyl-1-(4-methoxybenzyl)-2,3-dihydropyrimido[4,5-d]pyrimidine-4(1H)-one was prepared as a yellow solid by using 40 mg (0.1 mmol) of 5-chloro-3-cyclopentyl-1-(4-methoxybenzyl)-2,3-dihydropyrimido[4,5-d]pyrimidine-4(1H)-one prepared in step 1 according to the same manner as described in step 5 of Example 34 (0.07 mmol, yield: 70%).

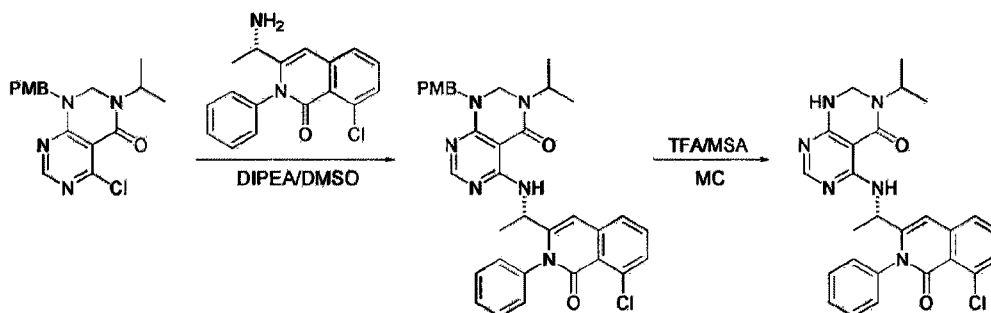
¹H NMR (300 MHz, CDCl₃) δ 9.20 (d, J = 6.8 Hz, 1H), 8.06 (s, 1H), 7.56-7.30 (m, 8H), 7.23 (d, J = 8.4 Hz, 2H), 6.87 (d, J = 8.4 Hz, 2H), 6.59 (s, 1H), 4.91-4.82 (m, 2H), 4.74 (s, 2H), 4.36 (d, J = 2.3 Hz, 1H), 1.86-1.74 (m, 2H), 1.38 (d, J = 6.8 Hz, 3H).

15 Step 3: Preparation of (S)-5-(1-(8-chloro-1-oxo-2-phenyl-1,2-dihydroisoquinoline-3-yl)ethylamino)-3-cyclopentyl-2,3-dihydropyrimido[4,5-d]pyrimidine-4(1H)-one

37 mg of (S)-5-(1-(8-chloro-1-oxo-2-phenyl-1,2-dihydroisoquinoline-3-yl)ethylamino)-3-cyclopentyl-2,3-dihydropyrimido[4,5-d]pyrimidine-4(1H)-one was prepared as a white solid by using 45 mg (0.07 mmol) of (S)-5-(1-(8-chloro-1-oxo-2-phenyl-1,2-dihydroisoquinoline-3-yl)ethylamino)-3-cyclopentyl-1-(4-methoxybenzyl)-2,3-dihydropyrimido[4,5-d]pyrimidine-4(1H)-one prepared in step 2 according to the same manner as described in step 8 of Example 1 (0.07 mmol, yield: 99%).

¹H NMR (300 MHz, CDCl₃) δ 9.11 (d, J = 6.7 Hz, 1H), 7.96 (s, 1H), 7.51-7.32 (m, 8H), 6.57 (s, 1H), 5.56 (s, 1H), 4.95-4.65 (m, 2H), 4.65 (s, 2H), 1.99-1.94 (m, 2H), 1.75-1.65 (m, 4H), 1.57-1.49 (m, 2H), 1.38 (d, J = 6.6 Hz, 3H).

Example 64: Preparation of (S)-5-(1-(8-chloro-1-oxo-2-phenyl-1,2-dihydroisoquinoline-3-yl)ethylamino)-3-isopropyl-2,3-dihydropyrimido[4,5-d]pyrimidine-4(1H)-one



Step 1: Preparation of (S)-5-(1-(8-chloro-1-oxo-2-phenyl-1,2-dihydroisoquinoline-3-yl)ethylamino)-3-isopropyl-1-(4-methoxybenzyl)-2,3-dihydropyrimido[4,5-d]pyrimidine-4(1H)-one

Quantitative yield of (S)-5-(1-(8-chloro-1-oxo-2-phenyl-1,2-dihydroisoquinoline-3-yl)ethylamino)-3-isopropyl-1-(4-methoxybenzyl)-2,3-dihydropyrimido[4,5-d]pyrimidine-4(1H)-one was obtained as a white solid by using 69 mg (0.20 mmol) of 5-chloro-3-isopropyl-1-(4-methoxybenzyl)-2,3-dihydropyrimido[4,5-d]pyrimidine-4(1H)-one according to the same manner as described in step 5 of Example 34.

¹H NMR (300MHz, CDCl₃) δ 1.02-1.08 (m, 6H), 1.37-1.40 (d, J = 9.0, 3H), 3.80 (s, 3H), 4.32-4.40 (m, 2H), 4.76-4.89 (m, 4H), 6.59 (s, 1H), 6.85-6.88 (m, 2H), 7.21-7.53 (m, 10H), 8.05 (s, 1H), 9.17-9.19 (d, J = 6.0, 1H).

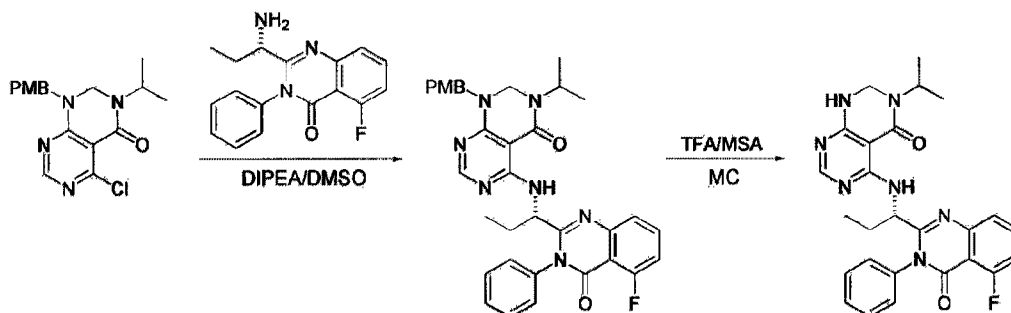
5

Step 2: Preparation of (S)-5-(1-(8-chloro-1-oxo-2-phenyl-1,2-dihydroisoquinoline-3-yl)ethylamino)-3-isopropyl-2,3-dihydropyrimido[4,5-d]pyrimidine-4(1H)-one

14 mg of (S)-5-(1-(8-chloro-1-oxo-2-phenyl-1,2-dihydroisoquinoline-3-yl)ethylamino)-3-isopropyl-2,3-dihydropyrimido[4,5-d]pyrimidine-4(1H)-one was prepared as a white solid by using 25 mg 0.041 mmol of (S)-5-(1-(8-chloro-1-oxo-2-phenyl-1,2-dihydroisoquinoline-3-yl)ethylamino)-3-isopropyl-1-(4-methoxybenzyl)-2,3-dihydropyrimido[4,5-d]pyrimidine-4(1H)-one according to the same manner as described in step 8 of Example 1 (yield: 70%).

¹H NMR (300MHz, CDCl₃) δ 1.19-1.25 (m, 6H), 1.37-1.40 (d, J = 9.0, 3H), 4.61-4.68 (m, 2H), 4.80-4.87 (m, 2H), 5.73(br s, 1H), 6.57 (s, 1H), 7.26-7.50 (m, 8H), 7.94 (s, 1H), 9.10-9.13 (d, J = 9.0, 1H).

Example 65: Preparation of (S)-5-(1-(5-fluoro-4-oxo-3-phenyl-3,4-dihydroquinazoline-2-yl)propylamino)-3-isopropyl-2,3-dihydropyrimido[4,5-d]pyrimidine-4(1H)-one



Step 1: Preparation of (S)-5-(1-(5-fluoro-4-oxo-3-phenyl-3,4-dihydroquinazoline-2-yl)propylamino)-3-isopropyl-1-(4-methoxybenzyl)-2,3-dihydropyrimido[4,5-d]pyrimidine-4(1H)-one

97 mg of (S)-5-(1-(5-fluoro-4-oxo-3-phenyl-3,4-dihydroquinazoline-2-yl)propylamino)-3-isopropyl-1-(4-methoxybenzyl)-2,3-dihydropyrimido[4,5-d]pyrimidine-4(1H)-one was prepared as a white solid according to the same manner as described in step 5 of Example 34 except that 69 mg (0.20 mmol) of 5-chloro-3-isopropyl-1-(4-methoxybenzyl)-2,3-dihydropyrimido[4,5-d]pyrimidine-4(1H)-one and (S)-2-(1-aminopropyl)-5-fluoro-3-phenylquinazoline-4(3H)-one (1.1 equivalent) were used (0.20 mmol, yield: 100%).

¹H NMR (300MHz, CDCl₃) δ 0.84-0.88 (t, J = 6.0, 3H), 1.02-1.04 (d, J = 6.0, 6H), 1.74-1.94 (m, 2H), 3.79 (s, 3H), 4.34 (s, 2H), 4.73 (s, 2H), 4.79-4.86 (m, 1H), 4.96-5.03 (m, 1H), 6.84-6.87 (m, 2H), 7.05-7.30 (m, 4H), 7.45-7.69 (m, 6H), 8.02 (s, 1H), 9.44-9.46 (d, J = 6.0, 1H).

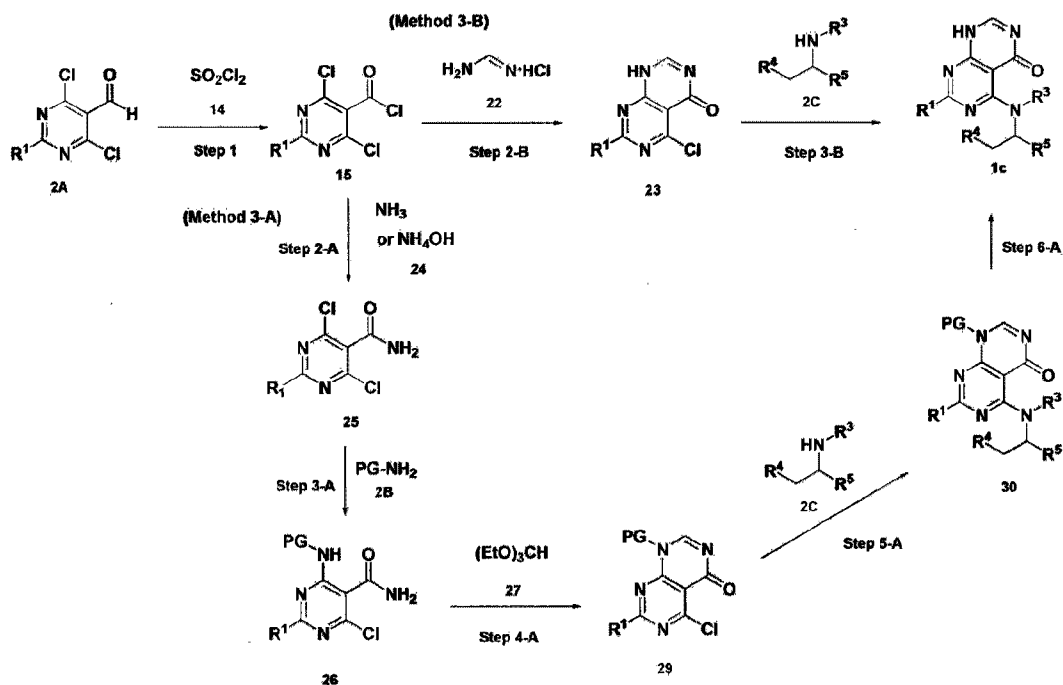
Step 2: Preparation of (S)-5-(1-(5-fluoro-4-oxo-3-phenyl-3,4-dihydroquinazoline-2-yl)propylamino)-3-isopropyl-2,3-dihydropyrimido[4,5-d]pyrimidine-4(1H)-one

14 mg of (S)-5-(1-(5-fluoro-4-oxo-3-phenyl-3,4-dihydroquinazoline-2-yl)propylamino)-3-isopropyl-2,3-dihydropyrimido[4,5-d]pyrimidine-4(1H)-one was prepared as a white solid by using 30 mg (0.049 mmol, 1.0 eq) of (S)-5-(1-(5-fluoro-4-oxo-3-phenyl-3,4-dihydroquinazoline-2-yl)propylamino)-3-isopropyl-1-(4-methoxybenzyl)-2,3-dihydropyrimido[4,5-d]pyrimidine-4(1H)-one prepared in step 1 according to the same manner as described in step 8 of Example 1 (yield: 75%).

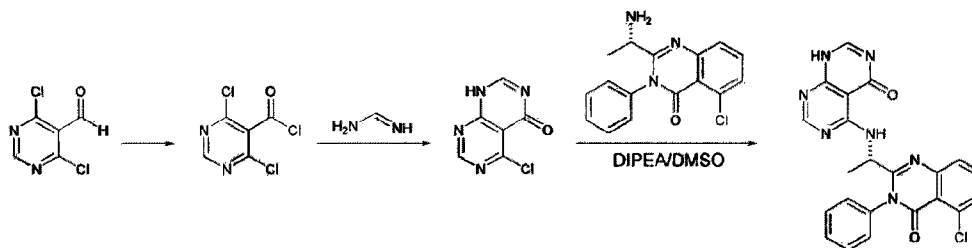
¹H NMR (300MHz, CDCl₃) δ 0.83-0.87 (t, J = 6.0, 3H), 1.19-1.21 (d, J = 6.0, 6H), 1.73-1.95 (m, 2H), 4.61 (s, 2H), 4.84-4.99 (m, 2H), 6.33(br s, 1H), 7.05-7.12 (m, 1H), 7.26-7.30 (m, 1H), 7.44-7.69 (m, 6H), 7.90 (s, 1H), 9.39-9.41 (d, J = 6.0, 1H).

The following examples 66 ~ 98 were performed by the method represented by the reaction formula 3A.

[Reaction Formula 3A]



Example 66: Preparation of (S)-5-((1-(5-chloro-4-oxo-3-phenyl-3,4-dihydroquinazoline-2-yl)ethyl)amino)pyrimido[4,5-d]pyrimidine-4(1H)-one



Step 1: Preparation of 4,6-dichloropyrimidine-5-carbonyl chloride

1 g (5.65 mmol) of 4,6-dichloropyrimidine-5-carboxaldehyde was dissolved in 15 mL of CCl_4 , to which 0.78 mL (9.61 mmol) of sulfonyl chloride and 46 mg (0.28 mmol) of 2,2-azobis(2-methyl propionitrile) were added,

followed by stirring at 80°C for 3 hours. The reaction mixture was filtered under reduced pressure. 5 mL of anhydrous toluene was added thereto, followed by filtration under reduced pressure. As a result, 4,6-dichloropyrimidine-5-carbonyl chloride was obtained.

Step 2: Preparation of 5-chloropyrimido[4,5-d]pyrimidine-4(1H)-one

4,6-dichloropyrimidine-5-carbonyl chloride (1.0 eq) prepared in step 1 was dissolved in toluene, to which excessive thionyl chloride (SOCl_2) was added, followed by stirring at 115°C for 12 hours. The reaction mixture was cooled down to room temperature. The reaction solvent was concentrated under reduced pressure and dried to give acid chloride. Formamidine hydrochloride (1.1 equivalent) was dissolved in tetrahydrofuran at 0°C, to which triethylamine (4.0 equivalent) was added. The prepared acid chloride was dissolved in 5.0 mL of anhydrous tetrahydrofuran, which was slowly added to the mixture above. The reaction mixture was heated at room temperature, followed by stirring for 4 hours. Water was added thereto, followed by extraction with diethyl ether. The water layer was extracted by using ethylacetate:tetrahydrofuran (1:1). Then, the organic layer was separated, dried (Na_2SO_4), filtered, and concentrated under reduced pressure. The residue was separated by column chromatography (SiO_2 , eluent: dichloromethane/methanol, 15/1 -> dichloromethane/methanol,

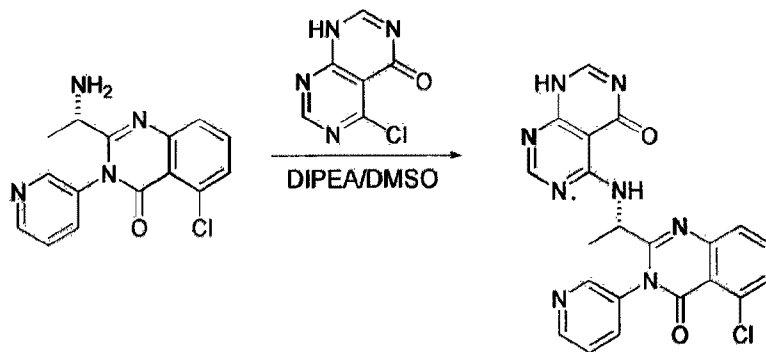
10/1) to give the target compound 5-chloropyrimido[4,5-d]pyrimidine-4(1H)-one.

Step 3: Preparation of (S)-5-((1-(5-chloro-4-oxo-3-phenyl-3,4-dihydroquinazoline-2-yl)ethyl)amino)pyrimido[4,5-d]pyrimidine-4(1H)-one

25 mg of (S)-5-((1-(5-chloro-4-oxo-3-phenyl-3,4-dihydroquinazoline-2-yl)ethyl)amino)pyrimido[4,5-d]pyrimidine-4(1H)-one was prepared as a white solid by using 15 mg (0.08 mmol, 1.0 eq) of 5-chloropyrimido[4,5-d]pyrimidine-4(1H)-one prepared in step 2 and 30 mg (0.10 mmol, 1.2 equivalent) of (S)-2-(1-aminoethyl)-5-chloro-3-phenylquinazoline-4(3H)-one according to the same manner as described in step 5 of Example 34 (0.06 mmol, yield: 68%).

¹H NMR (300 MHz, CDCl₃) δ 9.77 (s, 1H), 8.82 (s, 1H), 8.67 (s, 1H), 7.49-7.58 (m, 7H), 7.37 (s, 1H), 5.11-5.16 (m, 1H), 1.51-1.53 (d, J = 3.0 Hz, 3H).

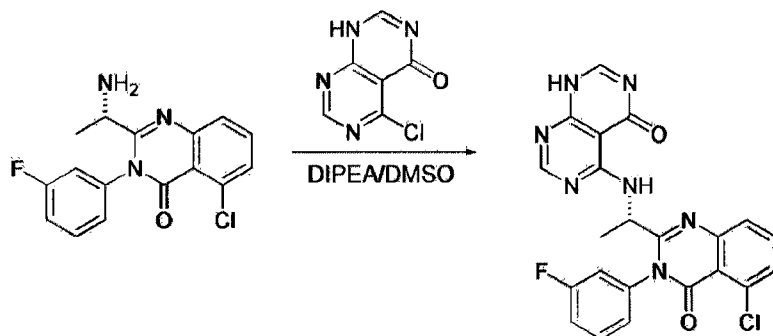
Example 67: Preparation of (S)-5-((1-(5-chloro-4-oxo-3-(pyridine-3-yl)-3,4-dihydroquinazoline-2-yl)ethyl)amino)pyrimido[4,5-d]pyrimidine-4(1H)-one



18.8 mg of (S)-5-((1-(5-chloro-4-oxo-3-(pyridine-3-yl)-3,4-dihydroquinazoline-2-yl)ethyl)amino)pyrimido[4,5-d]pyrimidine-4(1H)-one was prepared as a white solid according to the same manner as described in step 3 of
 5 Example 66 except that (S)-2-(1-aminoethyl)-5-chloro-3-(pyridine-3-yl)quinazoline-4(3H)-one was used (0.04 mmol, yield: 77%).

¹H NMR (300 MHz, DMSO-d₆) δ 9.69 (s, 1H), 8.66-8.69 (m, 2H), 8.40 (s, 1H), 8.31 (s, 1H), 8.00-8.11 (m, 1H), 7.74-
 10 7.78 (m, 1H), 7.56-7.65 (m, 3H), 4.82-4.86 (m, 1H), 1.34-1.39 (m, 3H).

Example 68: Preparation of (S)-5-((1-(5-chloro-3-(3-fluorophenyl)-4-oxo-3,4-dihydroquinazoline-2-yl)ethyl)amino)pyrimido[4,5-d]pyrimidine-4(1H)-one
 15



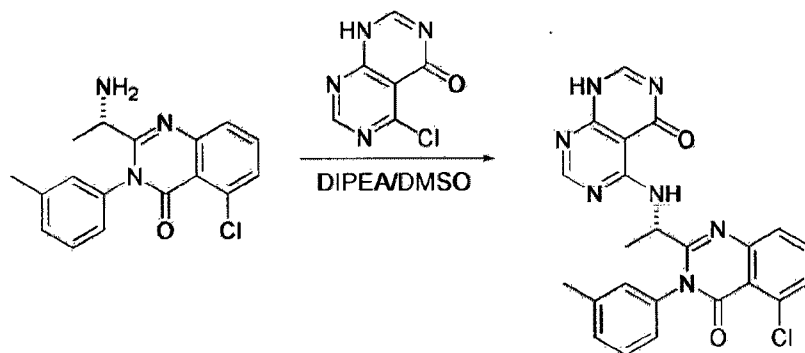
13.8 mg of (S)-5-((1-(5-chloro-3-(3-fluorophenyl)-4-oxo-3,4-dihydroquinazoline-2-yl)ethyl)amino)pyrimido[4,5-d]pyrimidine-4(1H)-one was prepared as a white solid according to the same manner as described in step 3 of
 20 Example 66 except that (S)-2-(1-aminoethyl)-5-chloro-3-(3-

fluorophenyl)quinazoline-4(3H)-one was used (0.03 mmol, yield: 55%).

¹H NMR (300 MHz, CDCl₃) δ 9.53-9.62 (m, 1H), 8.63-8.65 (d, J = 3.0 Hz, 1H), 8.43-8.44 (m, 1H), 7.63-7.69 (m, 3H), 7.58-7.62 (m, 2H), 7.50-7.55 (m, 1H), 7.28-7.29 (m, 1H), 7.12-7.19 (m, 1H), 5.12-5.18 (m, 1H), 1.47-1.56 (m, 3H).

Example 69: Preparation of (S)-5-((1-(5-chloro-4-oxo-3-(m-tolyl)-3,4-dihydroquinazoline-2-

yl)ethyl)amino)pyrimido[4,5-d]pyrimidine-4(1H)-one

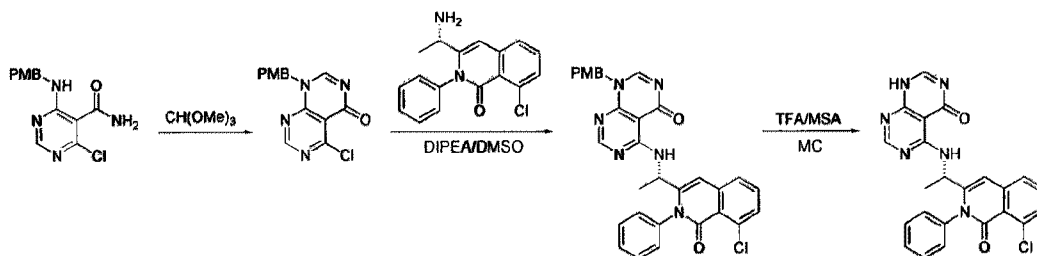


10.5 mg of (S)-5-((1-(5-chloro-4-oxo-3-(m-tolyl)-3,4-dihydroquinazoline-2-yl)ethyl)amino)pyrimido[4,5-d]pyrimidine-4(1H)-one was prepared as a white solid according to the same manner as described in step 3 of Example 66 except that (S)-2-(1-aminoethyl)-5-chloro-3-(m-tolyl)quinazoline-4(3H)-one was used (0.02 mmol, yield: 42%).

¹H NMR (300 MHz, CDCl₃) δ 9.79-9.81 (d, J = 4.5 Hz, 1H), 8.77-8.79 (d, J = 3.0 Hz, 1H), 8.66-8.68 (d, J = 3.0 Hz, 1H), 7.61-7.68 (m, 2H), 7.46-7.51 (m, 3H), 7.35-7.38

(m, 1H), 7.17-7.18 (m, 1H), 5.18-5.22 (m, 1H), 2.41-2.49 (d, J = 12.0 Hz, 3H), 1.53-1.55 (m, 3H).

Example 70: Preparation of (S)-5-((1-(8-chloro-1-oxo-2-phenyl-1,2-dihydroisoquinoline-3-yl)ethyl)amino)pyrimido[4,5-d]pyrimidine-4(1H)-one



Step 1: Preparation of 5-chloro-1-(4-methoxybenzyl)pyrimido[4,5-d]pyrimidine-4(1H)-one

10 50 mg (0.171 mmol) of 4-chloro-6-((4-methoxybenzyl)amino)pyrimidine-5-carboxamide, 1 mL of triethyl orthoformate, and 10 μ L of methanesulfonic acid were mixed together, which was stirred at 50°C for 2 hours. The reaction mixture was cooled down to room temperature.

15 Ethyl acetate and water were added thereto, followed by extraction. The extracted organic layer was separated, dried (Na_2SO_4), filtered, and concentrated under reduced pressure. The residue was separated by column chromatography (SiO_2 , eluent: hexane/ethyl acetate, 4/1 ->

20 hexane/ethyl acetate, 1/1) to give 10 mg of the target compound 5-chloro-1-(4-methoxybenzyl)pyrimido[4,5-d]pyrimidine-4(1H)-one as a pale yellow liquid (0.033 mmol, yield: 19%).

¹H NMR (300 MHz, CDCl₃) δ 8.96 (s, 1H), 8.44 (s, 1H), 7.29 (d, J = 8.9 Hz, 2H), 6.89 (d, J = 8.9 Hz, 2H), 5.37 (s, 2H), 3.80 (s, 3H).

5 Step 2: Preparation of (S)-5-((1-(8-chloro-1-oxo-2-phenyl-1,2-dihydroisoquinoline-3-yl)ethyl)amino)-1-(4-methoxybenzyl)pyrimido[4,5-d]pyrimidine-4(1H)-one

18 mg of (S)-5-((1-(8-chloro-1-oxo-2-phenyl-1,2-dihydroisoquinoline-3-yl)ethyl)amino)-1-(4-methoxybenzyl)pyrimido[4,5-d]pyrimidine-4(1H)-one was
10 prepared as a pale yellow solid by using 10 mg (0.033 mmol) of 5-chloro-1-(4-methoxybenzyl)pyrimido[4,5-d]pyrimidine-4(1H)-one prepared in step 1 and 9 mg (0.036 mmol) of (S)-3-(1-aminoethyl)-8-chloro-2-phenylisoquinoline-1(2H)-one
15 according to the same manner as described in step 5 of Example 34 (0.032 mmol, yield: 96%).

¹H NMR (300 MHz, CDCl₃) δ 9.89 (d, J = 7.1 Hz, 1H), 8.36 (d, J = 9.4 Hz, 2H), 7.38-7.54 (m, 5H), 7.29-7.37 (m, 5H), 6.87 (d, J = 8.6 Hz, 2H), 6.56 (s, 1H), 5.29 (s, 2H),
20 4.95 (t, J = 6.3 Hz, 1H), 3.77 (s, 3H), 1.44 (d, J = 6.3 Hz, 3H).

Step 3: Preparation of (S)-5-((1-(8-chloro-1-oxo-2-phenyl-1,2-dihydroisoquinoline-3-yl)ethyl)amino)pyrimido[4,5-d]pyrimidine-4(1H)-one

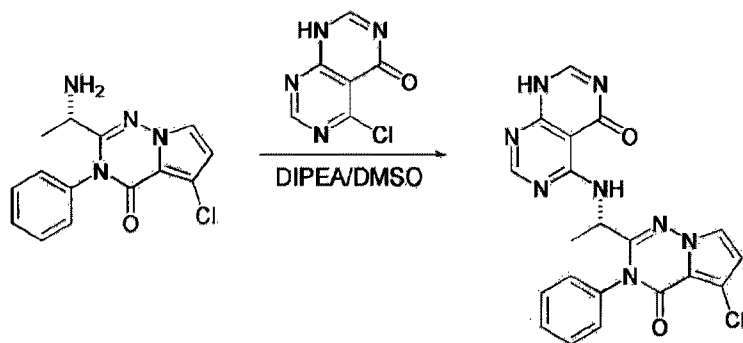
13 mg of (S)-5-((1-(8-chloro-1-oxo-2-phenyl-1,2-dihydroisoquinoline-3-yl)ethyl)amino)pyrimido[4,5-

d]pyrimidine-4(1H)-one was prepared as a pale yellow solid in 25 ml round-bottom flask by using 18 mg (0.032 mmol) of (S)-5-((1-(8-chloro-1-oxo-2-phenyl-1,2-dihydroisoquinoline-3-yl)ethyl)amino)-1-(4-methoxybenzyl)pyrimido[4,5-

5 d]pyrimidine-4(1H)-one prepared in step 1 according to the same manner as described in step 8 of Example 1 (0.029 mmol, yield: 92%).

¹H NMR (300 MHz, CDCl₃) δ 9.24 (d, J = 5.5 Hz, 1H), 8.57 (s, 1H), 7.47-7.52 (m, 5H), 7.32-7.38 (m, 4H), 6.60 (s, 1H), 5.03 (t, J = 7.0 Hz, 1H), 1.50 (d, J = 6.5 Hz, 3H).

Example 71: Preparation of (S)-5-((1-(5-chloro-4-oxo-3-phenyl-3,4-dihydropyrrolo[2,1-f][1,2,4]triazine-2-yl)ethyl)amino)pyrimido[4,5-d]pyrimidine-4(1H)-one



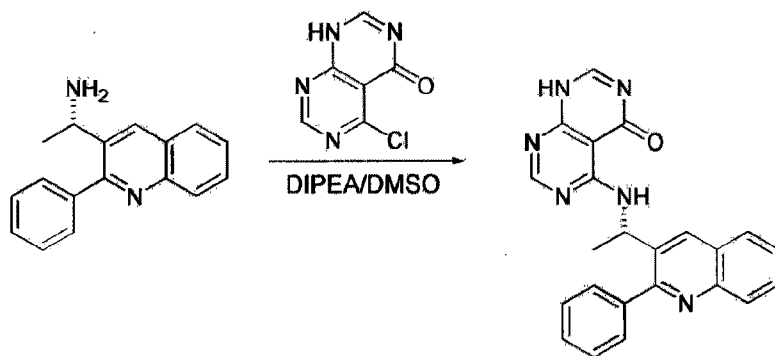
15

20 mg of (S)-5-((1-(5-chloro-4-oxo-3-phenyl-3,4-dihydropyrrolo[2,1-f][1,2,4]triazine-2-yl)ethyl)amino)pyrimido[4,5-d]pyrimidine-4(1H)-one was prepared as a white solid by using 15 mg (0.08 mmol, 1.0 equivalent) of 5-chloropyrimido[4,5-d]pyrimidine-4(1H)-one and 28 mg (0.10 mmol, 1.2 equivalent) of (S)-2-(1-aminoethyl)-5-chloro-3-phenylpyrrolo[2,1-f][1,2,4]triazine-

4(3H)-one according to the same manner as described in step 5 of Example 34 (0.05 mmol, yield: 58%).

¹H NMR (300 MHz, CDCl₃) δ 9.44 (s, 1H), 8.81 (s, 1H), 8.64 (s, 1H), 7.49-7.56 (m, 5H), 7.27-7.36 (m, 2H), 7.50 (s, 1H), 5.10-5.14 (m, 1H), 1.51-1.53 (d, J = 3.2 Hz, 3H).

Example 72: Preparation of (S)-5-((1-(2-phenylquinoline-3-yl)ethyl)amino)pyrimido[4,5-d]pyrimidine-4(1H)-one



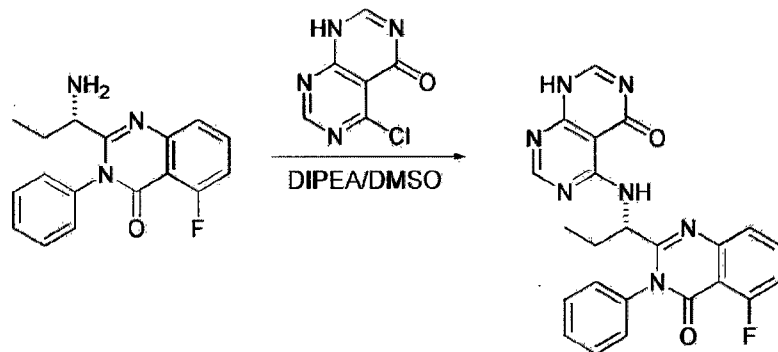
10

6 mg of (S)-5-((1-(2-phenylquinoline-3-yl)ethyl)amino)pyrimido[4,5-d]pyrimidine-4(1H)-one was prepared as a white solid according to the same manner as described in step 5 of Example 34 except that (S)-1-(2-phenylquinoline-3-yl)ethanamine was used (0.015 mmol, yield: 28%).

¹H NMR (300 MHz, DMSO-d₆) δ 12.86 (s, 1H), 9.42-9.44 (m, 1H), 8.46 (s, 1H), 8.39 (s, 1H), 8.31 (s, 1H), 9.58-7.74 (m, 5H), 7.42-7.45 (m, 3H), 5.48-5.52 (m, 1H), 1.46-1.48 (d, J = 3.0 Hz, 3H).

20

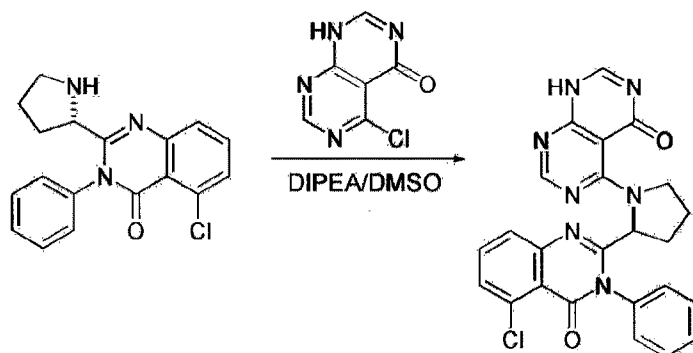
Example 73: Preparation of (S)-5-((1-(5-fluoro-4-oxo-3-phenyl-3,4-dihydroquinazoline-2-yl)propyl)amino)pyrimido[4,5-d]pyrimidine-4(1H)-one



5 10.7 mg of (S)-5-((1-(5-fluoro-4-oxo-3-phenyl-3,4-dihydroquinazoline-2-yl)propyl)amino)pyrimido[4,5-d]pyrimidine-4(1H)-one was prepared as a white solid according to the same manner as described in step 5 of Example 34 except that (S)-2-(1-aminopropyl)-5-fluoro-3-phenylquinazolin-4(3H)-one was used (0.02 mmol, yield: 44%).

¹H NMR (300 MHz, CDCl₃) δ 9.69-9.72 (d, J = 4.5 Hz, 1H), 8.84 (s, 1H), 8.68 (s, 1H), 7.51-7.69 (m, 7H), 7.34-7.36 (m, 1H), 7.09-7.15 (t, J = 9.1 Hz, 1H), 5.07-5.11 (m, 1H), 1.86-1.96 (m, 2H), 0.87-0.92 (t, J = 7.1 Hz, 6H).

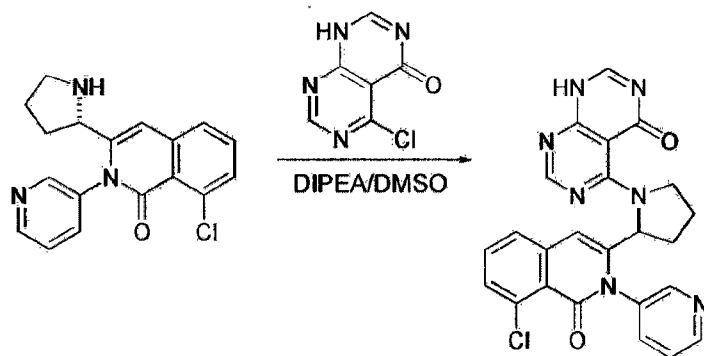
Example 74: Preparation of (S)-5-(2-(5-chloro-4-oxo-3-phenyl-3,4-dihydroquinazoline-2-yl)pyrrolidine-1-yl)pyrimido[4,5-d]pyrimidine-4(1H)-one



24.7 mg of (S)-5-(2-(5-chloro-4-oxo-3-phenyl-3,4-dihydroquinazoline-2-yl)pyrrolidine-1-yl)pyrimido[4,5-d]pyrimidine-4(1H)-one was prepared as a white solid according to the same manner as described in step 5 of Example 34 except that (S)-5-chloro-3-phenyl-2-(pyrrolidine-2-yl)quinazoline-4(3H)-one was used (0.05 mmol, yield: 95%).

¹H NMR (300 MHz, CDCl₃) δ 9.56 (s, 1H), 8.53 (s, 1H), 7.74-7.61 (m, 1H), 7.42-7.63 (m, 6H), 7.29 (s, 1H), 4.84-4.88 (m, 1H), 4.00-4.02 (m, 1H), 3.70-3.74 (m, 1H), 2.04-2.29 (m, 2H), 1.83-1.87 (m, 2H).

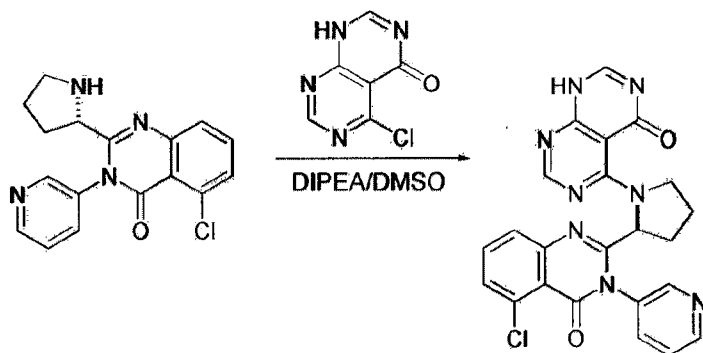
Example 75: Preparation of (S)-5-(2-(8-chloro-1-oxo-2-(pyridine-3-yl)-1,2-dihydroisoquinoline-3-yl)pyrrolidine-1-yl)pyrimido[4,5-d]pyrimidine-4(1H)-one



10.6 mg of (S)-5-(2-(8-chloro-1-oxo-2-(pyridine-3-yl)-1,2-dihydroisoquinoline-3-yl)pyrrolidine-1-yl)pyrimido[4,5-d]pyrimidine-4(1H)-one was prepared as a white solid according to the same manner as described in step 5 of Example 34 except that (S)-8-chloro-2-(pyridine-3-yl)-3-(pyrrolidine-2-yl)isoquinoline-1(2H)-one was used (0.02 mmol, yield: 41%).

¹H NMR (300 MHz, DMSO-d₆) δ 8.49 (s, 1H), 8.25 (s, 1H), 7.48-7.61 (m, 6H), 7.35-7.41 (m, 3H), 6.46 (s, 1H), 4.67-4.71 (m, 1H), 4.09-4.15 (m, 1H), 3.09-3.16 (m, 1H), 1.88-1.97 (m, 3H), 1.49-1.53 (m, 1H).

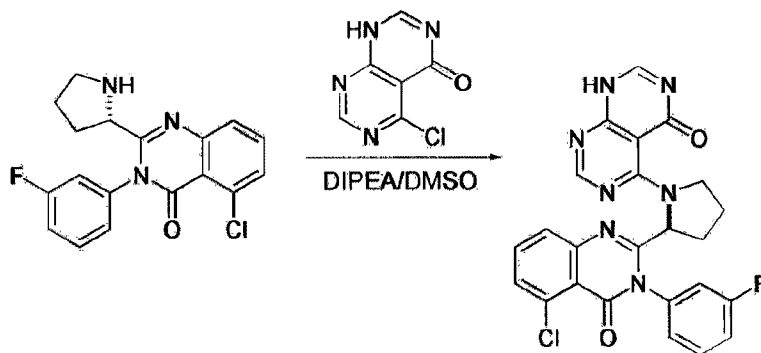
Example 76: Preparation of (S)-5-(2-(5-chloro-4-oxo-3-(pyridine-3-yl)-3,4-dihydroquinazoline-2-yl)pyrrolidine-1-yl)pyrimido[4,5-d]pyrimidine-4(1H)-one



15.8 mg of (S)-5-(2-(5-chloro-4-oxo-3-(pyridine-3-yl)-3,4-dihydroquinazoline-2-yl)pyrrolidine-1-yl)pyrimido[4,5-d]pyrimidine-4(1H)-one was prepared as a white solid according to the same manner as described in step 5 of Example 34 except that (S)-5-chloro-3-(pyridine-3-yl)-2-(pyrrolidine-2-yl)quinazoline-4(3H)-one was used (0.03 mmol, yield: 61%).

¹H NMR (300 MHz, DMSO-d₆) δ 12.41 (s, 1H), 8.44 (s, 1H), 8.01-8.22 (m, 3H), 7.39-7.63 (m, 4H), 4.41-4.47 (m, 1H), 3.77-3.83 (m, 1H), 3.45-3.52 (m, 1H), 1.99-2.15 (m, 3H), 1.69-1.75 (m, 1H).

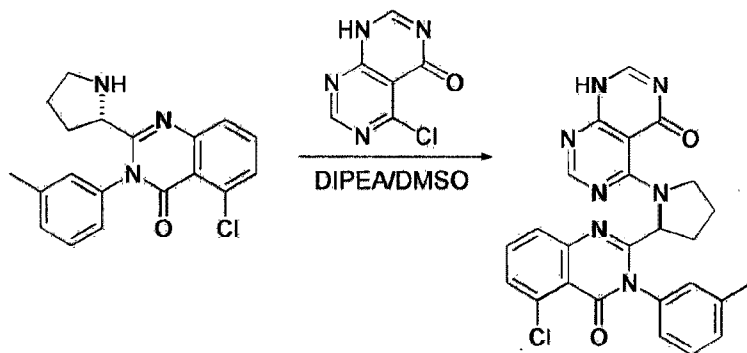
Example 77: Preparation of (S)-5-(2-(5-chloro-3-(3-fluorophenyl)-4-oxo-3,4-dihydroquinazoline-2-yl)pyrrolidine-1-yl)pyrimido[4,5-d]pyrimidine-4(1H)-one



4.1 mg of (S)-5-(2-(5-chloro-3-(3-fluorophenyl)-4-oxo-3,4-dihydroquinazoline-2-yl)pyrrolidine-1-yl)pyrimido[4,5-d]pyrimidine-4(1H)-one was prepared as a white solid according to the same manner as described in step 5 of Example 34 except that (S)-5-chloro-3-(3-fluorophenyl)-2-(pyrrolidine-2-yl)isoquinoline-4(3H)-one was used (0.01 mmol, yield: 15%).

¹H NMR (300 MHz, CDCl₃) δ 9.56 (s, 1H), 8.54 (s, 1H), 7.52-7.64 (m, 4H), 7.44-7.47 (m, 2H), 7.07-7.14 (m, 1H), 4.86-4.90 (q, J = 3.0, 1.5 Hz, 1H), 4.03-4.08 (m, 1H), 3.74-3.76 (m, 1H), 2.32-2.37 (m, 1H), 2.11-2.23 (m, 2H), 1.87-1.91 (m, 1H).

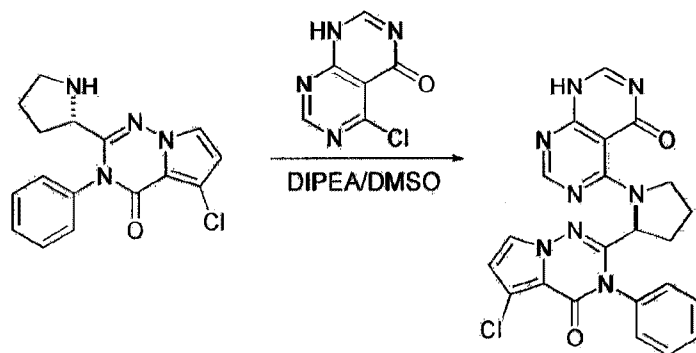
Example 78: Preparation of (S)-5-(2-(5-chloro-4-oxo-3-(m-tolyl)-3,4-dihydroquinazoline-2-yl)pyrrolidine-1-yl)pyrimido[4,5-d]pyrimidine-4(1H)-one



10.7 mg of (S)-5-(2-(5-chloro-4-oxo-3-(m-tolyl)-3,4-dihydroquinazoline-2-yl)pyrrolidine-1-yl)pyrimido[4,5-d]pyrimidine-4(1H)-one was prepared as a white solid according to the same manner as described in step 5 of Example 34 except that (S)-5-chloro-2-(pyrrolidine-2-yl)-3-m-tolylquinazoline-4(3H)-one was used (0.02 mmol, yield: 40%).

¹H NMR (300 MHz, CDCl₃) δ 8.53 (s, 1H), 8.47-8.48 (d, J = 1.5 Hz, 1H), 7.42-7.57 (m, 6H), 7.35-7.36 (m, 1H), 7.09-7.11 (m, 1H), 4.86-4.92 (m, 1H), 4.04-4.07 (m, 1H), 3.68-3.72 (m, 1H), 2.46-2.49 (d, J = 4.5 Hz, 3H), 2.31-2.34 (m, 1H), 2.15-2.19 (m, 3H).

Example 79: Preparation of (S)-5-(2-(5-chloro-4-oxo-3-phenyl-3,4-dihydropyrrolo[2,1-f][1,2,4]triazine-2-yl)pyrrolidine-1-yl)pyrimido[4,5-d]pyrimidine-4(1H)-one

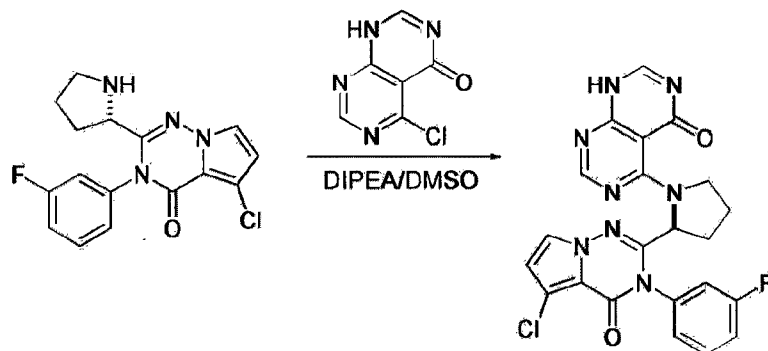


10 mg of (S)-5-(2-(5-chloro-4-oxo-3-phenyl-3,4-dihydropyrrolo[2,1-f][1,2,4]triazine-2-yl)pyrrolidine-1-yl)pyrimido[4,5-d]pyrimidine-4(1H)-one was prepared as a white solid by using 13 mg (0.07 mmol, 1.0 equivalent) of 5-chloropyrimido[4,5-d]pyrimidine-4(1H)-one and 30 mg (0.09 mmol, 1.3 eq) of (S)-5-chloro-3-phenyl-2-(pyrrolidine-2-yl)pyrrolo[2,1-f][1,2,4]triazine-4(3H)-one according to the same manner as described in step 5 of Example 34 (0.02 mmol, yield: 31%).

¹H NMR (300 MHz, DMSO-d₆) δ 8.55 (s, 1H), 8.27 (s, 1H), 7.72-7.77 (m, 1H), 7.50-7.62 (m, 5H), 6.61 (s, 1H), 4.52 (s, 1H), 3.78-3.83 (m, 1H), 3.40-3.46 (m, 1H), 1.96-2.15 (m, 3H), 1.70-1.76 (m, 1H).

15

Example 80: Preparation of (S)-5-(2-(5-chloro-3-(3-fluorophenyl)-4-oxo-3,4-dihydropyrrolo[2,1-f][1,2,4]triazine-2-yl)pyrrolidine-1-yl)pyrimido[4,5-d]pyrimidine-4(1H)-one

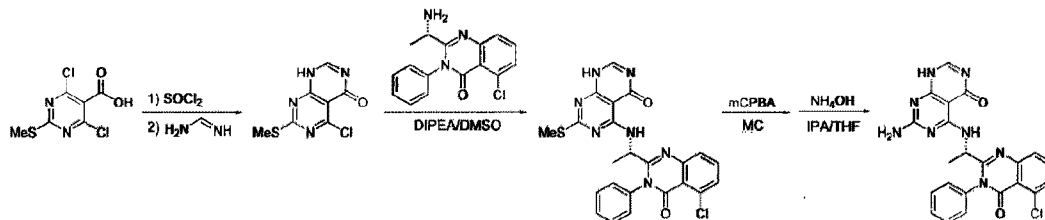


20 mg of (S)-5-(2-(5-chloro-3-(3-fluorophenyl)-4-oxo-3,4-dihydropyrrolo[2,1-f][1,2,4]triazine-2-yl)pyrrolidine-1-yl)pyrimido[4,5-d]pyrimidine-4(1H)-one was prepared as a
 5 white solid by using 16 mg (0.09 mmol, 1.0 equivalent) of 5-chloropyrimido[4,5-d]pyrimidine-4(1H)-one and 30 mg (0.09 mmol, 1.2 equivalent) of (S)-5-chloro-3-(3-fluorophenyl)-2-(pyrrolidine-2-yl)pyrrolo[2,1-f][1,2,4]triazine-4(3H)-one according to the same manner as described in step 5 of
 10 Example 34 (0.04 mmol, yield: 47%).

^1H NMR (300 MHz, CDCl_3) δ 8.56-8.63 (m, 2H), 7.51-7.60 (m, 2H), 7.28-7.31 (m, 1H), 7.03-7.14 (m, 2H), 6.42 (s, 1H), 4.87 (s, 1H), 3.94-4.02 (m, 1H), 3.65-3.75 (m, 1H), 3.26-3.33 (m, 1H), 1.86-2.28 (m, 4H).

15

Example 81: Preparation of (S)-7-amino-5-((1-(5-chloro-4-oxo-3-phenyl-3,4-dihydroquinazoline-2-yl)ethyl)amino)pyrimido[4,5-d]pyrimidine-4(1H)-one



Step 1: Preparation of 5-chloro-7-(methylthio)pyrimido[4,5-d]pyrimidine-4(1H)-one

3.0 g (12.55 mmol, 1.0 eq) of 4,6-dichloro-2-(methylthio)pyrimidine-5-carboxylic acid was dissolved in 40 mL of anhydrous toluene, to which 15 mL of thionyl chloride (SOCl₂) was added, followed by stirring at 115°C for 12 hours. The reaction solvent was concentrated under reduced pressure and dried to give acid chloride. Then, 1.6 g of 5-chloro-7-(methylthio)pyrimido[4,5-d]pyrimidine-4(1H)-one was prepared as a white solid according to the same manner as described in step 2 of Example 66 (2 step yield: 56%).

¹H NMR (300 MHz, DMSO-d₆) δ 2.56-2.58 (d, J = 6.0, 3H), 8.42-8.44 (d, J = 6.0, 1H), 12.88 (br s, 1H).

Step 2: Preparation of (S)-5-(1-(5-chloro-4-oxo-3-phenyl-3,4-dihydroquinazoline-2-yl)ethylamino)-7-(methylthio)pyrimido[4,5-d]pyrimidine-4(1H)-one

22 mg of (S)-5-(1-(5-chloro-4-oxo-3-phenyl-3,4-dihydroquinazoline-2-yl)ethylamino)-7-(methylthio)pyrimido[4,5-d]pyrimidine-4(1H)-one was prepared as a white solid by using 10 mg (0.055 mmol) of 5-chloro-7-(methylthio)pyrimido[4,5-d]pyrimidine-4(1H)-one

prepared in step 1 and 20 mg (0.066 mmol, 1.2 equivalent) of (S)-2-(1-aminoethyl)-5-chloro-2-phenylquinazoline-4(3H)-one according to the same manner as described in step 5 of Example 34 (0.044 mmol, yield: 80%).

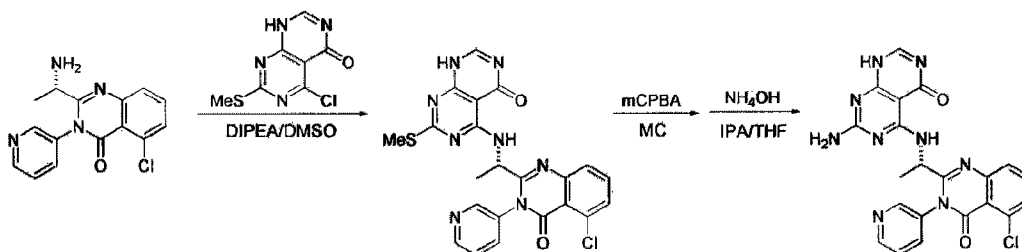
5 ^1H NMR (300 MHz, CDCl_3) δ 9.42 (s, 1H), 8.21 (s, 1H), 7.64-7.33 (m, 7H), 7.36-7.33 (m, 1H), 5.19-5.13 (m, 1H), 2.43 (s, 3H), 1.47 (d, $J = 6.5$ Hz, 3H).

Step 3: Preparation of (S)-7-amino-5-((1-(5-chloro-4-oxo-3-phenyl-3,4-dihydroquinazoline-2-yl)ethyl)amino)pyrimido[4,5-d]pyrimidine-4(1H)-one

16 mg of (S)-7-amino-5-((1-(8-chloro-1-oxo-2-phenyl-1,2-dihydroisoquinoline-3-yl)ethyl)amino)pyrimido[4,5-d]pyrimidine-4(1H)-one was prepared as a white solid by using 19.6 mg (0.04 mmol) of (S)-5-((1-(5-chloro-4-oxo-3-phenyl-3,4-dihydroquinazoline-2-yl)ethyl)amino)-7-(methylthio)pyrimido[4,5-d]pyrimidine-4(1H)-one prepared in step 2 according to the same manner as described in step 4 of Example 15 (0.034 mmol, yield: 85%).

20 ^1H NMR (300 MHz, $\text{DMSO}-d_6$) δ 9.61-9.58 (m, -NH), 8.06 (s, 1H), 7.77-7.72 (m, 1H), 7.61-7.54 (m, 6H), 4.77-4.72 (m, 1H), 1.31 (d, $J = 6.5$ Hz, 3H).

Example 82: Preparation of (S)-7-amino-5-((1-(5-chloro-4-oxo-3-(pyridine-3-yl)-3,4-dihydroquinazoline-2-yl)ethyl)amino)pyrimido[4,5-d]pyrimidine-4(1H)-one



Step 1: Preparation of (S)-5-((1-(5-chloro-4-oxo-3-(pyridine-3-yl)-3,4-dihydroquinazoline-2-yl)ethyl)amino)-7-(methylthio)pyrimido[4,5-d]pyrimidine-4(1H)-one

30 mg of (S)-5-((1-(5-chloro-4-oxo-3-(pyridine-3-yl)-3,4-dihydroquinazoline-2-yl)ethyl)amino)-7-(methylthio)pyrimido[4,5-d]pyrimidine-4(1H)-one was prepared as a white solid according to the same manner as described in step 5 of Example 34 except that (S)-2-(1-aminoethyl)-5-chloro-3-(pyridine-3-yl)quinazoline-4(3H)-one was used (0.06 mmol, yield: 60%).

^1H NMR (300 MHz, CDCl_3) δ 11.77 (s, 1H), 11.32 (s, 1H), 9.28-9.20 (m, 1H), 8.89 (s, 1H), 8.81-8.79 (m, 1H), 8.72-8.70 (m, 1H), 8.63-8.62 (m, 1H), 8.24 (s, 1H), 8.10-8.05 (m, 1H), 7.77-7.75 (m, 1H), 7.66-7.48 (m, 5H), 5.18-5.13 (m, 1H), 4.95-4.90 (m, 1H), 2.49 (d, J = 11.7 Hz, 3H), 1.56-1.52 (m, 3H).

Step 2: Preparation of (S)-7-amino-5-((1-(5-chloro-4-oxo-3-(pyridine-3-yl)-3,4-dihydroquinazoline-2-yl)ethyl)amino)pyrimido[4,5-d]pyrimidine-4(1H)-one

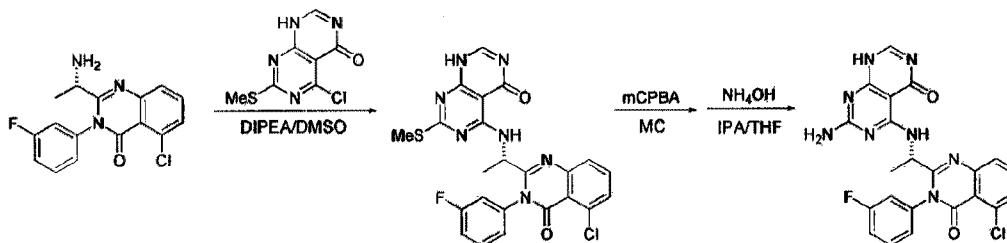
11 mg of (S)-7-amino-5-((1-(5-chloro-4-oxo-3-(pyridine-3-yl)-3,4-dihydroquinazoline-2-

yl)ethyl)amino)pyrimido[4,5-d]pyrimidine-4(1H)-one was prepared as a pale yellow solid by using 24 mg (0.049 mmol) of (S)-5-(1-(5-chloro-4-oxo-3-phenyl-3,4-dihydroisoquinoline-2-yl)ethylamino)-7-

5 (methylthio)pyrimido[4,5-d]pyrimidine-4(1H)-one prepared in step 1 according to the same manner as described in step 4 of Example 15 (0.024 mmol, yield: 49%).

¹H NMR (300 MHz, DMSO-d₆) δ. 12.14 (brs, 1H), 9.40 (brs, 1H), 8.74-8.81 (m, 1H), 8.64-8.73 (m, 1H), 8.03-8.14 (m, 2H), 7.72-7.84 (m, 1H), 7.52-7.67 (m, 3H), 6.80 (brs, 2H), 4.62-4.75 (m, 1H), 1.33 (d, J = 6.6 Hz, 3H).

Example 83: Preparation of (S)-7-amino-5-((1-(5-chloro-3-(3-fluorophenyl)-4-oxo-3,4-dihydroquinazoline-2-yl)ethyl)amino)pyrimido[4,5-d]pyrimidine-4(1H)-one



Step 1: Preparation of (S)-5-((1-(5-chloro-3-(3-fluorophenyl)-4-oxo-3,4-dihydroquinazoline-2-yl)ethyl)amino)-7-(methylthio)pyrimido[4,5-d]pyrimidine-4(1H)-one

38 mg of (S)-5-((1-(5-chloro-3-(3-fluorophenyl)-4-oxo-3,4-dihydroquinazoline-2-yl)ethyl)amino)-7-(methylthio)pyrimido[4,5-d]pyrimidine-4(1H)-one was

prepared as a white solid according to the same manner as described in step 5 of Example 34 except that (S)-2-(1-aminoethyl)-5-chloro-3-(3-fluorophenyl)quinazoline-4(3H)-one was used (0.075 mmol, yield: 75%).

5 ^1H NMR (300 MHz, CDCl_3) δ 9.40 (s, -NH), 8.26 (s, 1H), 7.65-7.47 (m, 5H), 7.37-7.29 (m, 1H), 7.16-7.09 (m, 1H), 5.19-5.12 (m, 1H), 4.09-4.02 (m, 1H), 2.46 (s, 3H), 1.50 (d, $J = 6.5$ Hz, 1H).

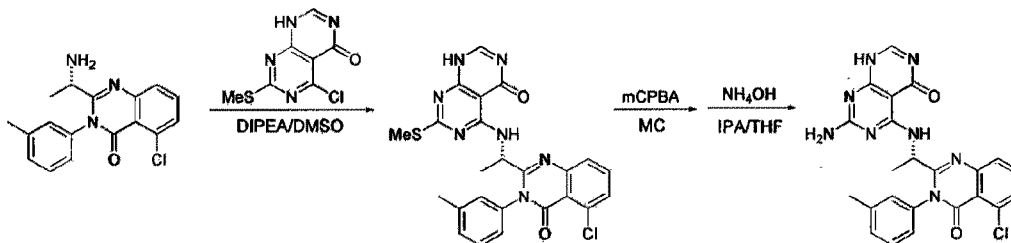
10 Step 2: Preparation of (S)-7-amino-5-((1-(5-chloro-3-(3-fluorophenyl)-4-oxo-3,4-dihydroquinazoline-2-yl)ethyl)amino)pyrimido[4,5-d]pyrimidine-4(1H)-one

27 mg of (S)-7-amino-5-((1-(5-chloro-3-(3-fluorophenyl)-4-oxo-3,4-dihydroquinazoline-2-yl)ethyl)amino)pyrimido[4,5-d]pyrimidine-4(1H)-one was prepared as a white solid according to the same manner as described in step 4 of Example 15 except that (S)-5-((1-(5-chloro-3-(3-fluorophenyl)-4-oxo-3,4-dihydroquinazoline-2-yl)ethyl)amino)-7-(methylthio)pyrimido[4,5-d]pyrimidine-4(1H)-one was used (0.056 mmol, yield: 81%).

20 ^1H NMR (300 MHz, $\text{DMSO}-d_6$) δ 12.13 (s, -NH), 9.46 (s, -NH), 8.06 (s, 1H), 7.78-7.73 (m, 1H), 7.62-7.31 (m, 6H), 6.87 (s, -NH), 6.64 (s, -NH), 4.80-4.72 (m, 1H), 1.35-1.33 (m, 3H).

25

Example 84: Preparation of (S)-7-amino-5-((1-(5-chloro-4-oxo-3-(m-tolyl)-3,4-dihydroquinazoline-2-yl)ethyl)amino)pyrimido[4,5-d]pyrimidine-4(1H)-one



5 Step 1: Preparation of (S)-5-((1-(5-chloro-4-oxo-3-(m-tolyl)-3,4-dihydroquinazoline-2-yl)ethyl)amino)-7-(methylthio)pyrimido[4,5-d]pyrimidine-4(1H)-one

45 mg of (S)-5-((1-(5-chloro-4-oxo-3-(m-tolyl)-3,4-dihydroquinazoline-2-yl)ethyl)amino)-7-

10 (methylthio)pyrimido[4,5-d]pyrimidine-4(1H)-one was prepared as a white solid according to the same manner as described in step 5 of Example 34 except that (S)-2-(1-aminoethyl)-5-chloro-3-m-tolylquinazoline-4(3H)-one was used (0.089 mmol, yield: 89%).

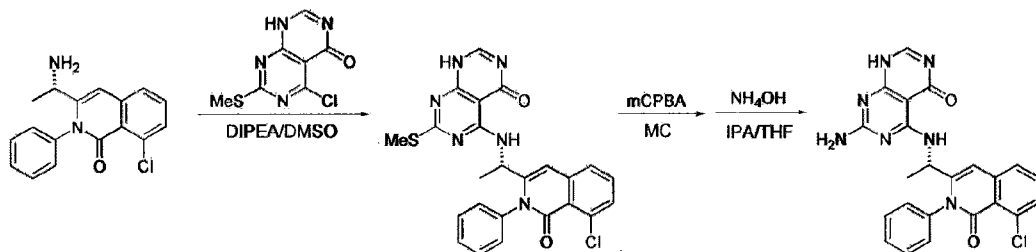
15 ¹H NMR (300 MHz, CDCl₃) δ 9.46 (s, 1H), 8.23 (s, 1H), 7.65-7.56 (m, 2H), 7.47-7.41 (m, 2H), 7.30-7.27 (m, 1H), 7.14 (s, 1H), 5.22-5.15 (m, 1H), 2.46-2.39 (m, 6H), 2.48-47 (m, 3H).

20 Step 2: Preparation of (S)-7-amino-5-((1-(5-chloro-4-oxo-3-(m-tolyl)-3,4-dihydroquinazoline-2-yl)ethyl)amino)pyrimido[4,5-d]pyrimidine-4(1H)-one

35 mg of (S)-7-amino-5-((1-(5-chloro-4-oxo-3-(m-tolyl)-3,4-dihydroquinazoline-2-yl)ethyl)amino)pyrimido[4,5-d]pyrimidine-4(1H)-one was prepared as a white solid according to the same manner as described in step 4 of Example 15 except that (S)-5-((1-(5-chloro-4-oxo-3-(m-tolyl)-3,4-dihydroquinazoline-2-yl)ethyl)amino)-7-(methylthio)pyrimido[4,5-d]pyrimidine-4(1H)-one was used (0.073 mmol, yield: 82%).

¹H NMR (300 MHz, DMSO-d₆) δ 12.13 (s, -NH), 9.60-9.48 (s, -NH), 8.06 (s, 1H), 7.78-7.72 (m, 1H), 7.63-7.53 (m, 2H), 7.45-7.27 (m, 4H), 6.80-6.71 (m, -NH₂), 4.84-4.77 (m, 1H), 2.47 (s, 3H), 1.35-1.30 (m, 3H).

Example 85: Preparation of (S)-7-amino-5-(1-(8-chloro-1-oxo-2-phenyl-1,2-dihydroisoquinoline-3-yl)ethylamino)pyrimido[4,5-d]pyrimidine-4(1H)-one



Step 1: Preparation of (S)-5-(1-(8-chloro-1-oxo-2-phenyl-1,2-dihydroisoquinoline-3-yl)ethylamino)-7-(methylthio)pyrimido[4,5-d]pyrimidine-4(1H)-one

35 mg of (S)-5-(1-(8-chloro-1-oxo-2-phenyl-1,2-dihydroisoquinoline-3-yl)ethylamino)-7-(methylthio)pyrimido[4,5-d]pyrimidine-4(1H)-one was

prepared as a white solid by using 17 mg (0.0743 mmol, 1.0 equivalent) of 5-chloro-7-(methylthio)pyrimido[4,5-d]pyrimidine-4(1H)-one prepared in step 1 of Example 81 and 27 mg (0.0892 mmol, 1.2 equivalent) of (S)-3-(1-aminoethyl)-8-chloro-2-phenylisoquinoline-1(2H)-one according to the same manner as described in step 5 of Example 34 (yield: 96%).

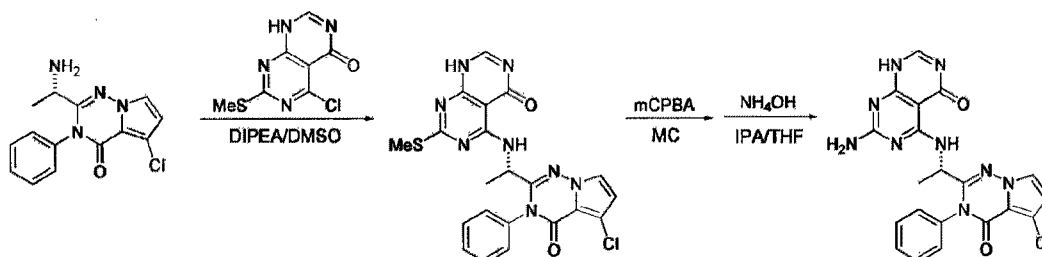
¹H NMR (300 MHz, DMSO-d₆) δ 1.40-1.42 (d, J = 6.0, 3H), 2.34 (s, 3H), 4.75-4.80 (m, 1H), 6.82 (s, 1H), 7.27-7.36 (m, 3H), 7.42-7.44 (m, 1H), 7.49-7.54 (m, 2H), 7.60-7.67 (m, 2H), 8.28 (s, 1H), 9.13-9.15 (d, J = 6.0, 1H), 12.78 (br s, 1H).

Step 2: Preparation of (S)-7-amino-5-(1-(8-chloro-1-oxo-2-phenyl-1,2-dihydroisoquinoline-3-yl)ethylamino)pyrimido[4,5-d]pyrimidine-4(1H)-one

60 mg of (S)-7-amino-5-(1-(8-chloro-1-oxo-2-phenyl-1,2-dihydroisoquinoline-3-yl)ethylamino)pyrimido[4,5-d]pyrimidine-4(1H)-one was prepared as a white solid by using 170 mg (0.346 mmol) of (S)-5-(1-(8-chloro-1-oxo-2-phenyl-1,2-dihydroisoquinoline-3-yl)ethylamino)-7-(methylthio)pyrimido[4,5-d]pyrimidine-4(1H)-one prepared in step 2 according to the same manner as described in step 4 of Example 15 (yield: 38%).

¹H NMR (300 MHz, DMSO-d₆) δ 1.29-1.31 (d, J = 6.0, 3H), 4.58-4.62 (m, 1H), 6.57-6.94 (m, 3H), 7.42-7.64 (m, 8H), 8.08 (s, 1H), 9.05-9.06 (d, J = 3.0, 1H), 12.24 (s, 1H).

Example 86: Preparation of (S)-7-amino-5-((1-(5-chloro-4-oxo-3-phenyl-3,4-dihydropyrrolo[2,1-f][1,2,4]triazine-2-yl)ethyl)amino)pyrimido[4,5-d]pyrimidine-4(1H)-one



Step 1: Preparation of (S)-5-((1-(5-chloro-4-oxo-3-phenyl-3,4-dihydropyrrolo[2,1-f][1,2,4]triazine-2-yl)ethyl)amino)-7-(methylthio)pyrimido[4,5-d]pyrimidine-4(1H)-one

102 mg of (S)-5-((1-(5-chloro-4-oxo-3-phenyl-3,4-dihydropyrrolo[2,1-f][1,2,4]triazine-2-yl)ethyl)amino)-7-(methylthio)pyrimido[4,5-d]pyrimidine-4(1H)-one was prepared as a white solid by using 58 mg (0.20 mmol) of (S)-5-((1-(5-chloro-4-oxo-3-phenyl-3,4-dihydropyrrolo[2,1-f][1,2,4]triazine-2-yl)ethyl)amino)-7-(methylthio)pyrimido[4,5-d]pyrimidine-4(1H)-one according to the same manner as described in step 5 of Example 34 (yield: 94%).

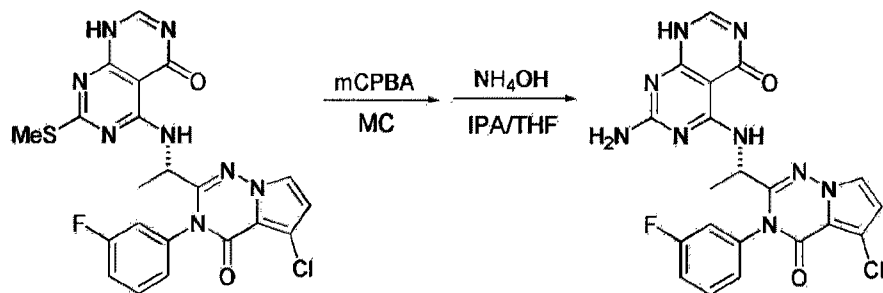
¹H NMR (300 MHz, CDCl₃) δ 9.15(br s, 1H), 8.32(s, 1H), 7.30-7.65(m, 7H), 6.52(s, 1H), 5.10-5.25(m, 1H), 2.47(s, 3H), 1.50(d, J = 6.4Hz, 3H).

Step 2: Preparation of (S)-7-amino-5-((1-(5-chloro-4-oxo-3-phenyl-3,4-dihydropyrrolo[2,1-f][1,2,4]triazine-2-yl)ethyl)amino)pyrimido[4,5-d]pyrimidine-4(1H)-one

14 mg of (S)-7-amino-5-((1-(5-chloro-4-oxo-3-phenyl-3,4-dihydropyrrolo[2,1-f][1,2,4]triazine-2-yl)ethyl)amino)pyrimido[4,5-d]pyrimidine-4(1H)-one was prepared as a white solid by using 43 mg (0.089 mmol) of (S)-5-((1-(5-chloro-4-oxo-3-phenyl-3,4-dihydropyrrolo[2,1-f][1,2,4]triazine-2-yl)ethyl)amino)-7-(methylthio)pyrimido[4,5-d]pyrimidine-4(1H)-one according to the same manner as described in step 4 of Example 15 (0.031 mmol, yield: 35%).

¹H NMR (500 MHz, DMSO-d₆) δ 12.18 (brs, 1H), 9.11 (brs, 1H), 8.10 (s, 1H), 7.70-7.73 (m, 1H), 7.54-7.62 (m, 1H), 7.42-7.52 (m, 2H), 7.24-7.35 (m, 1H), 6.93 (brs, 1H), 6.70 (dd, J = 1.0 Hz, J = 3.1 Hz, 1H), 6.62 (brs, 1H), 4.75-4.83 (m, 1H), 1.35-1.41 (m, 3H).

Example 87: Preparation of (S)-7-amino-5-((1-(5-chloro-3-(3-fluorophenyl)-4-oxo-3,4-dihydropyrrolo[2,1-f][1,2,4]triazine-2-yl)ethyl)amino)pyrimido[4,5-d]pyrimidine-4(1H)-one

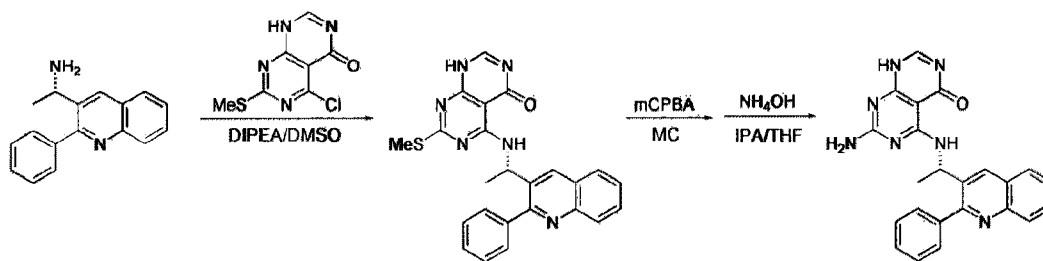


20 mg of (S)-7-amino-5-((1-(5-chloro-3-(3-fluorophenyl)-4-oxo-3,4-dihydropyrrolo[2,1-f][1,2,4]triazine-2-yl)ethyl)amino)pyrimido[4,5-d]pyrimidine-4(1H)-one was prepared as a white solid by
 5 using 86 mg (0.172 mmol) of (S)-5-((1-(5-chloro-3-(3-fluorophenyl)-4-oxo-3,4-dihydropyrrolo[2,1-f][1,2,4]triazine-2-yl)ethyl)amino)-7-(methylthio)pyrimido[4,5-d]pyrimidine-4(1H)-one according to the same manner as described in step 4 of Example 15
 10 (0.043 mmol, yield: 25%).

¹H NMR (500 MHz, DMSO-d₆) δ 9.19(brs, 1H), 8.09 (s, 1H), 7.68 (s, 1H), 7.53-7.63 (m, 3H), 7.48 (s, 2H), 6.95(brs, 1H), 6.68 (s, 1H), 6.60(brs, 1H), 7.71-7.78 (m, 1H), 1.32-1.38 (m, 3H).

15

Example 88: Preparation of (S)-7-amino-5-((1-(2-phenylquinoline-3-yl)ethyl)amino)pyrimido[4,5-d]pyrimidine-4(1H)-one



20 Step 1: Preparation of (S)-7-(methylthio)-5-((1-(2-phenylquinoline-3-yl)ethyl)amino)pyrimido[4,5-d]pyrimidine-4(1H)-one

23 mg of (S)-7-(methylthio)-5-((1-(2-phenylquinoline-3-yl)ethyl)amino)pyrimido[4,5-d]pyrimidine-4(1H)-one was prepared as a white solid according to the same manner as described in step 5 of Example 34 except that (S)-1-(2-phenylquinoline-3-yl)ethaneamine was used (0.052 mmol, yield: 52%).

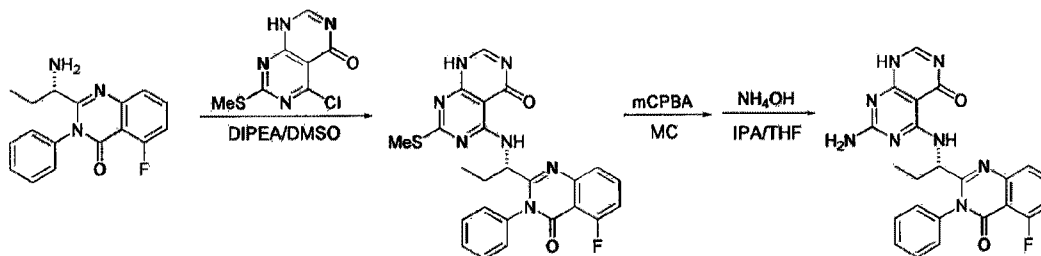
¹H NMR (300 MHz, CDCl₃) δ 12.32 (s, -NH), 9.31-9.29 (m, 1H), 8.26 (s, 1H), 8.20 (d, J = 8.5 Hz, 1H), 8.04 (s, 1H), 7.83 (d, J = 8.2 Hz, 1H), 7.74-7.68 (m, 3H), 7.57-7.43 (m, 4H), 5.78-5.68 (m, 1H), 1.51 (d, J = 6.6 Hz, 3H).

Step 2: Preparation of (S)-7-amino-5-((1-(2-phenylquinoline-3-yl)ethyl)amino)pyrimido[4,5-d]pyrimidine-4(1H)-one

16 mg of (S)-7-amino-5-((1-(2-phenylquinoline-3-yl)ethyl)amino)pyrimido[4,5-d]pyrimidine-4(1H)-one was prepared as a white solid according to the same manner as described in step 4 of Example 15 except that (S)-7-(methylthio)-5-((1-(2-phenylquinoline-3-yl)ethyl)amino)pyrimido[4,5-d]pyrimidine-4(1H)-one was used (0.039 mmol, yield: 81%).

¹H NMR (300 MHz, DMSO-d₆) δ 12.16 (s, -NH), 9.36 (s, -NH), 8.36 (s, 1H), 8.07 (s, 1H), 8.01-7.96 (m, 2H), 7.75-7.44 (m, 7H), 7.63-7.53 (m, 2H), 7.45-7.27 (m, 4H), 6.86 (m, -NH), 6.75 (m, -NH), 5.48-5.44 (m, 1H), 1.33 (d, J = 6.1 Hz, 3H).

Example 89: Preparation of (S)-7-amino-5-((1-(5-fluoro-4-oxo-3-phenyl-3,4-dihydroquinazoline-2-yl)propyl)amino)pyrimido[4,5-d]pyrimidine-4(1H)-one



5 Step 1: Preparation of (S)-5-((1-(5-fluoro-4-oxo-3-phenyl-3,4-dihydroquinazoline-2-yl)propyl)amino)-7-(methylthio)pyrimido[4,5-d]pyrimidine-4(1H)-one

45 mg of (S)-5-((1-(5-fluoro-4-oxo-3-phenyl-3,4-dihydroquinazoline-2-yl)propyl)amino)-7-

10 (methylthio)pyrimido[4,5-d]pyrimidine-4(1H)-one was
prepared as a white solid according to the same manner as
described in step 5 of Example 34 except that (S)-2-(1-
aminopropyl)-5-fluoro-3-(pyridine-3-yl)quinazoline-4(3H)-
one was used (0.089 mmol, yield: 89%).

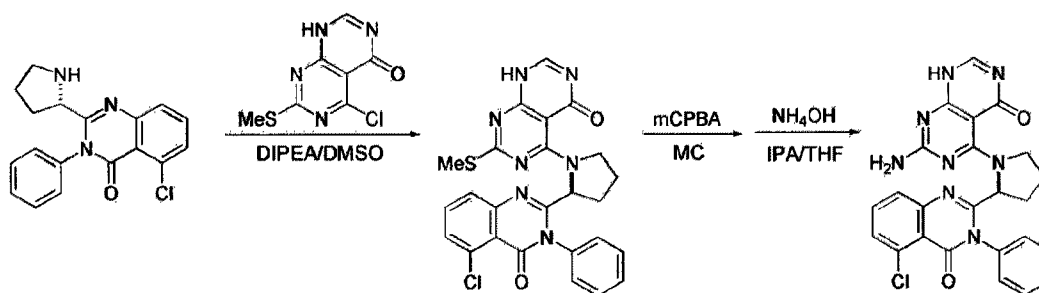
15 ^1H NMR (300 MHz, CDCl_3) δ 9.49-9.45 (m, 1H), 8.21 (s, 1H), 7.72-7.47 (m, 5H), 7.35-7.31 (m, 1H), 7.15-7.08 (m, 1H), 5.13-5.06 (m, 1H), 2.38 (s, 3H), 1.98-1.76 (m, 2H), 0.87-0.78 (m, 3H).

20 Step 2: Preparation of (S)-7-amino-5-((1-(5-fluoro-4-oxo-3-phenyl-3,4-dihydroquinazoline-2-yl)propyl)amino)pyrimido[4,5-d]pyrimidine-4(1H)-one

34 mg of (S)-7-amino-5-((1-(5-fluoro-4-oxo-3-phenyl-3,4-dihydroquinazoline-2-yl)propyl)amino)pyrimido[4,5-d]pyrimidine-4(1H)-one was prepared as a white solid according to the same manner as described in step 4 of
 5 Example 15 except that (S)-5-((1-(5-fluoro-4-oxo-3-phenyl-3,4-dihydroquinazoline-2-yl)propyl)amino)-7-(methylthio)pyrimido[4,5-d]pyrimidine-4(1H)-one was used (0.075 mmol, yield: 88%).

¹H NMR (300 MHz, DMSO-d₆) δ 12.14 (s, -NH), 9.45 (s, -NH), 8.06 (s, 1H), 7.82-7.74 (m, 1H), 7.61-7.51 (m, 5H), 7.46-7.43 (m, 1H), 7.30-7.23 (m, 1H), 6.85 (s, -NH), 6.50 (s, -NH), 4.67 (s, 1H), 1.90-1.82 (m, 1H), 1.60-1.50 (m, 1H), 0.71-0.66 (m, 3H).

15 Example 90: Preparation of (S)-7-amino-5-(2-(5-chloro-4-oxo-3-phenyl-3,4-dihydroquinazoline-2-yl)pyrrolidine-1-yl)pyrimido[4,5-d]pyrimidine-4(1H)-one



Step 1: Preparation of (S)-5-(2-(5-chloro-4-oxo-3-phenyl-3,4-dihydroquinazoline-2-yl)pyrrolidine-1-yl)-7-(methylthio)pyrimido[4,5-d]pyrimidine-4(1H)-one

23 mg of (S)-5-(2-(5-chloro-4-oxo-3-phenyl-3,4-dihydroquinazoline-2-yl)pyrrolidine-1-yl)-7-

(methylthio)pyrimido[4,5-d]pyrimidine-4(1H)-one was prepared as a white solid according to the same manner as described in step 5 of Example 34 except that (S)-5-chloro-3-phenyl-2-(pyrrolidine-2-yl)quinazoline-4(3H)-one was used
 5 (0.044 mmol, yield: 80%).

^1H NMR(300 MHz, CDCl_3) δ 8.17 (s, 1H), 8.03-8.00 (m, 1H), 7.69-7.40 (m, 8H), 4.85-4.80 (m, 1H), 4.06-4.00 (m, 1H), 3.68-3.60 (m, 1H), 2.53 (s, 3H), 2.29-2.10 (2H), 1.83-1.76 (m, 2H).

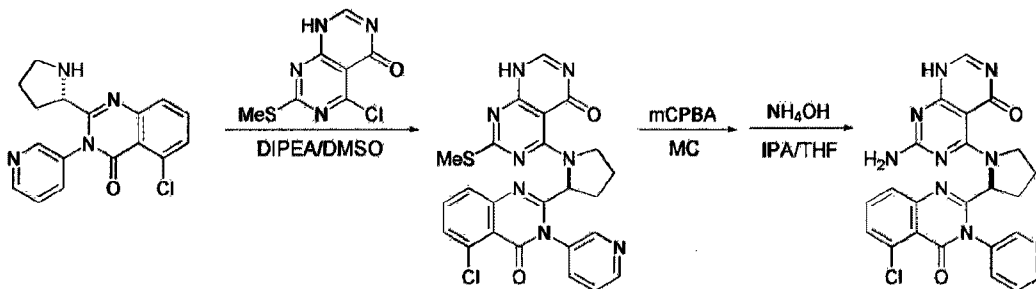
10

Step 2: Preparation of (S)-7-amino-5-(2-(5-chloro-4-oxo-3-phenyl-3,4-dihydroquinazoline-2-yl)pyrrolidine-1-yl)pyrimido[4,5-d]pyrimidine-4(1H)-one

20 mg of (S)-7-amino-5-(2-(5-chloro-4-oxo-3-phenyl-3,4-dihydroquinazoline-2-yl)pyrrolidine-1-yl)pyrimido[4,5-d]pyrimidine-4(1H)-one was prepared as a white solid according to the same manner as described in step 4 of Example 15 except that (S)-5-(2-(5-chloro-4-oxo-3-phenyl-3,4-dihydroquinazoline-2-yl)pyrrolidine-1-yl)-7-(methylthio)pyrimido[4,5-d]pyrimidine-4(1H)-one was used
 15
 20 (0.043 mmol, yield: 86%).

^1H NMR(300 MHz, CDCl_3) δ 11.77 (s, 1H), 9.10 (s, 1H), 8.72-8.70 (m, 2H), 8.37 (s, 1H), 8.00 (s, 1H), 7.69-7.47 (m, 4H), 4.83-4.80 (m, 1H), 4.49-4.41 (m, 1H), 3.87-3.73
 25 (m, 2H), 1.28-1.24 (m, 4H).

Example 91: Preparation of (S)-7-amino-5-(2-(5-chloro-4-oxo-3-(pyridine-3-yl)-3,4-dihydroquinazoline-2-yl)pyrrolidine-1-yl)pyrimido[4,5-d]pyrimidine-4(1H)-one



5 Step 1: Preparation of (S)-5-(2-(5-chloro-4-oxo-3-(pyridine-3-yl)-3,4-dihydroquinazoline-2-yl)pyrrolidine-1-yl)-7-(methylthio)pyrimido[4,5-d]pyrimidine-4(1H)-one

30 mg of (S)-5-(2-(5-chloro-4-oxo-3-(pyridine-3-yl)-3,4-dihydroquinazoline-2-yl)pyrrolidine-1-yl)-7-

10 (methylthio)pyrimido[4,5-d]pyrimidine-4(1H)-one was prepared as a white solid according to the same manner as described in step 5 of Example 34 except that (S)-5-chloro-3-(pyridine-3-yl)-2-(pyrrolidine-2-yl)quinazoline-4(3H)-one was used (0.057 mmol, yield: 57%).

15 ^1H NMR (300 MHz, CDCl_3) δ 10.96 (s, 1H), 9.31 (s, 1H), 8.82-8.78 (m, 1H), 8.56 (s, 1H), 8.45-8.42 (m, 1H), 8.24 (s, 1H), 7.56-7.43 (m, 4H), 4.83-4.80 (m, 1H), 4.69-4.64 (m, 1H), 3.71-3.60 (m, 1H), 2.53 (s, 3H), 1.28-1.24 (m, 1H).

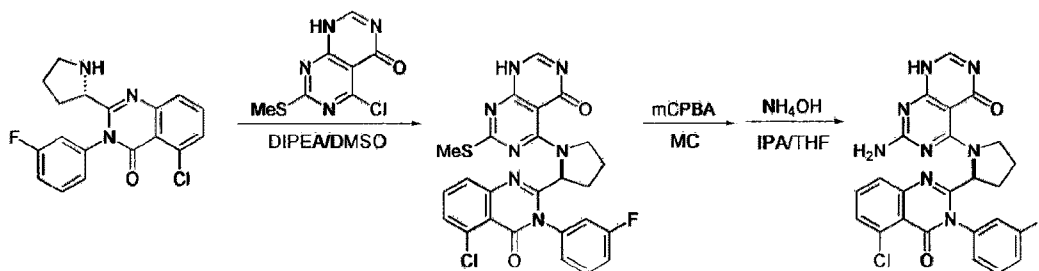
20

Step 2: Preparation of (S)-7-amino-5-(2-(5-chloro-4-oxo-3-(pyridine-3-yl)-3,4-dihydroquinazoline-2-yl)pyrrolidine-1-yl)pyrimido[4,5-d]pyrimidine-4(1H)-one

20 mg of (S)-7-amino-5-(2-(5-chloro-4-oxo-3-(pyridine-3-yl)-3,4-dihydroquinazoline-2-yl)pyrrolidine-1-yl)pyrimido[4,5-d]pyrimidine-4(1H)-one was prepared as a white solid according to the same manner as described in
 5 step 4 of Example 15 except that (S)-5-(2-(5-chloro-4-oxo-3-(pyridine-3-yl)-3,4-dihydroquinazoline-2-yl)pyrrolidine-1-yl)-7-(methylthio)pyrimido[4,5-d]pyrimidine-4(1H)-one was used (0.043 mmol, yield: 86%).

¹H NMR (300 MHz, CDCl₃) δ 11.77 (s, 1H), 9.10 (s, 1H),
 10 8.72-8.70 (m, 2H), 8.37 (s, 1H), 8.00 (s, 1H), 7.69-7.47 (m, 4H), 4.83-4.80 (m, 1H), 4.49-4.41 (m, 1H), 3.87-3.73 (m, 2H), 1.28-1.24 (m, 4H).

Example 92: Preparation of (S)-7-amino-5-(2-(5-chloro-3-(3-fluorophenyl)-4-oxo-3,4-dihydroquinazoline-2-yl)pyrrolidine-1-yl)pyrimido[4,5-d]pyrimidine-4(1H)-one



Step 1: Preparation of (S)-5-(2-(5-chloro-3-(3-fluorophenyl)-4-oxo-3,4-dihydroquinazoline-2-yl)pyrrolidine-1-yl)-7-(methylthio)pyrimido[4,5-d]pyrimidine-4(1H)-one

38 mg of (S)-5-(2-(5-chloro-3-(3-fluorophenyl)-4-oxo-3,4-dihydroquinazoline-2-yl)pyrrolidine-1-yl)-7-(methylthio)pyrimido[4,5-d]pyrimidine-4(1H)-one

(methylthio)pyrimido[4,5-d]pyrimidine-4(1H)-one was prepared as a white solid according to the same manner as described in step 5 of Example 34 except that (S)-5-chloro-3-(3-fluorophenyl)-2-(pyrrolidine-2-yl)quinazoline-4(3H)-one was used (0.071 mmol, yield: 71%).

¹H NMR (300 MHz, CDCl₃) δ 11.62 (s, -NH), 8.29 (s, 1H), 7.86-8.72 (m, 1H), 7.68-7.41 (m, 5H), 7.29-7.24 (m, 1H), 7.09-7.02 (m, 1H), 4.84-4.78 (m, 1H), 4.09-4.02 (m, 1H), 3.65-3.60 (m, 1H), 2.52 (s, 3H), 2.25-2.08 (m, 4H), 1.84-1.77 (m, 1H).

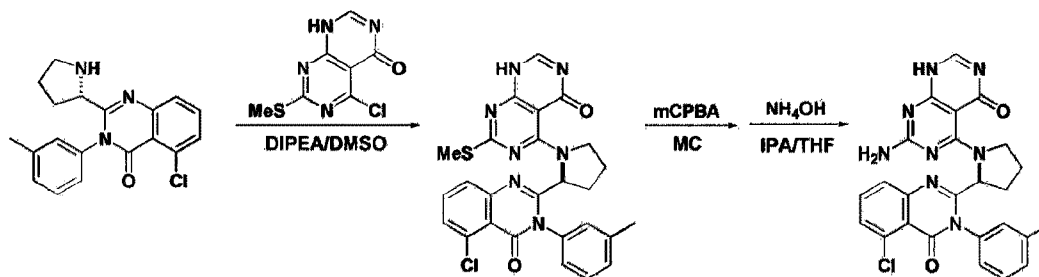
Step 2: Preparation of (S)-7-amino-5-(2-(5-chloro-3-(3-fluorophenyl)-4-oxo-3,4-dihydroquinazoline-2-yl)pyrrolidine-1-yl)pyrimido[4,5-d]pyrimidine-4(1H)-one

(S)-7-amino-5-(2-(5-chloro-3-(3-fluorophenyl)-4-oxo-3,4-dihydroquinazoline-2-yl)pyrrolidine-1-yl)pyrimido[4,5-d]pyrimidine-4(1H)-one was prepared according to the same manner as described in step 4 of Example 15 except that (S)-5-(2-(5-chloro-3-(3-fluorophenyl)-4-oxo-3,4-dihydroquinazoline-2-yl)pyrrolidine-1-yl)-7-(methylthio)pyrimido[4,5-d]pyrimidine-4(1H)-one was used.

¹H NMR (300 MHz, DMSO-d₆) δ 11.76 (br s, 1H), 8.00 (s, 1H), 7.95-7.30 (m, 8H), 6.62 (br s, 2H), 4.60-4.40 (m, 1H), 3.90-3.70 (m, 1H), 3.65-1.77 (m, 6H).

25

Example 93: Preparation of (S)-7-amino-5-(2-(5-chloro-4-oxo-3-(m-tolyl)-3,4-dihydroquinazoline-2-yl)pyrrolidine-1-yl)pyrimido[4,5-d]pyrimidine-4(1H)-one



5 Step 1: Preparation of (S)-5-(2-(5-chloro-4-oxo-3-(m-tolyl)-3,4-dihydroquinazoline-2-yl)pyrrolidine-1-yl)-7-(methylthio)pyrimido[4,5-d]pyrimidine-4(1H)-one

45 mg of (S)-5-(2-(5-chloro-4-oxo-3-(m-tolyl)-3,4-dihydroquinazoline-2-yl)pyrrolidine-1-yl)-7-

10 (methylthio)pyrimido[4,5-d]pyrimidine-4(1H)-one was prepared as a white solid according to the same manner as described in step 5 of Example 34 except that (S)-5-chloro-2-(pyrrolidine-2-yl)-3-m-tolylquinazoline-4(3H)-one was used (0.085 mmol, yield: 85%).

15 ¹H NMR (300 MHz, CDCl₃) δ 11.72 (s -NH), 8.26 (s, 1H), 7.84 (s, 1H), 7.55-7.41 (m, 5H), 7.07 (s, 1H), 4.87-4.81 (m, 1H), 4.13-4.07 (m, 1H), 3.58-3.51 (m, 1H), 2.50 (s, 3H), 2.20-2.04 (m, 4H), 1.79-1.73 (m, 2H).

20 Step 2: Preparation of (S)-7-amino-5-(2-(5-chloro-4-oxo-3-(m-tolyl)-3,4-dihydroquinazoline-2-yl)pyrrolidine-1-yl)pyrimido[4,5-d]pyrimidine-4(1H)-one

DEMANDE OU BREVET VOLUMINEUX

LA PRÉSENTE PARTIE DE CETTE DEMANDE OU CE BREVET COMPREND PLUS D'UN TOME.

CECI EST LE TOME 1 DE 2
CONTENANT LES PAGES 1 À 333

NOTE : Pour les tomes additionels, veuillez contacter le Bureau canadien des brevets

JUMBO APPLICATIONS/PATENTS

THIS SECTION OF THE APPLICATION/PATENT CONTAINS MORE THAN ONE VOLUME

THIS IS VOLUME 1 OF 2
CONTAINING PAGES 1 TO 333

NOTE: For additional volumes, please contact the Canadian Patent Office

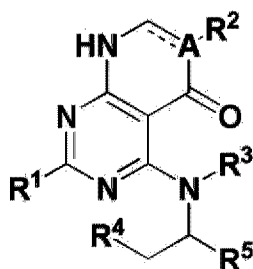
NOM DU FICHIER / FILE NAME :

NOTE POUR LE TOME / VOLUME NOTE:

WHAT IS CLAIMED IS:

1. A compound represented by formula 1, an optical isomer thereof, or a pharmaceutically acceptable salt thereof:

[Formula 1]



wherein, in the formula 1,

---- is single bond or double bond;

A is carbon (C) or nitrogen (N);

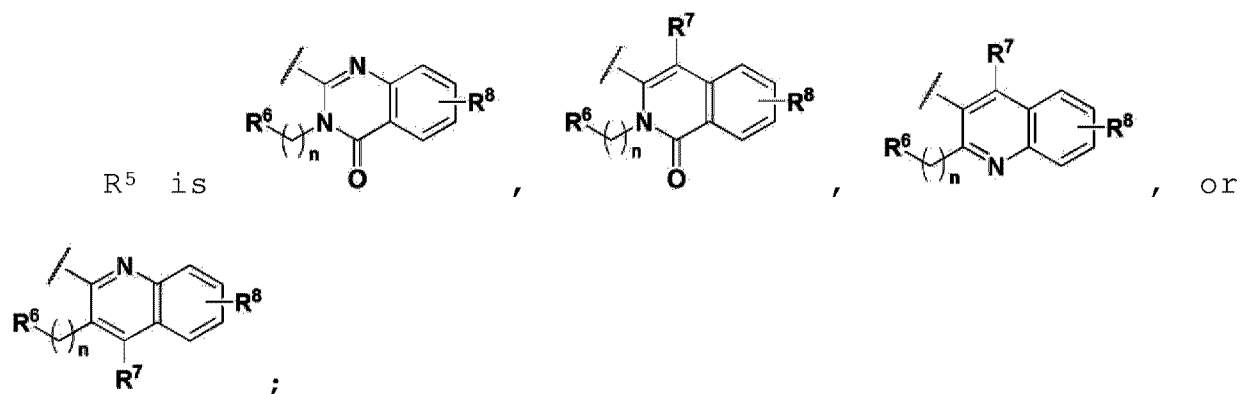
R¹ is hydrogen (H), or -NH₂;

R² is H, -CN, C₁₋₅ straight or branched alkyl, unsubstituted C₃₋₇ cycloalkyl or halogen;

R³ is H;

R⁴ is H or C₁₋₅ straight or branched alkyl; or

R³ and R⁴ can form pyrrolidine along with the atoms which are conjugated to the same; and



wherein, n is an integer of 0 ~ 3,

R⁶ is unsubstituted or substituted phenyl or
 5 unsubstituted or substituted pyridinyl, in which said
 substituted phenyl and the substituted pyridinyl have one
 or more substituents selected from the group consisting of
 halogen, C₁₋₅ straight or branched alkyl, and C₁₋₅ straight
 or branched alkylsulfonyl,

10 R⁷ is H, halogen, or unsubstituted pyridinyl, and

R⁸ is H, or halogen.

2. The compound represented by formula 1, the optical
 isomer thereof, or the pharmaceutically acceptable salt
 15 thereof according to claim 1, wherein:

--- is single bond or double bond;

A is carbon (C) or nitrogen (N);

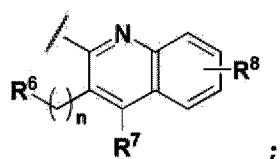
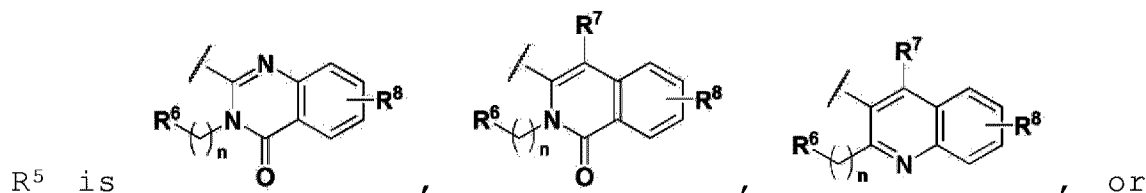
R¹ is H, or -NH₂;

R² is H, -CN, C₁₋₃ straight or branched alkyl,
 20 unsubstituted C₃₋₅ cycloalkyl or halogen;

R³ is H;

R⁴ is H or C₁₋₅ straight or branched alkyl; or

R³ and R⁴ can form pyrrolidine along with the atoms which are conjugated to the same; and



wherein, n is an integer of 0 or 1,

R⁶ is unsubstituted or substituted phenyl or unsubstituted or substituted pyridinyl, in which said substituted phenyl and the substituted pyridinyl have one or more substituents selected from the group consisting of halogen and C₁₋₅ straight or branched alkyl,

R⁷ is H, halogen, or unsubstituted pyridinyl, and

R⁸ is H, or halogen.

3. The compound represented by formula 1, the optical isomer thereof, or the pharmaceutically acceptable salt thereof according to claim 1, wherein:

--- is single bond or double bond;

A is carbon (C) or nitrogen (N);

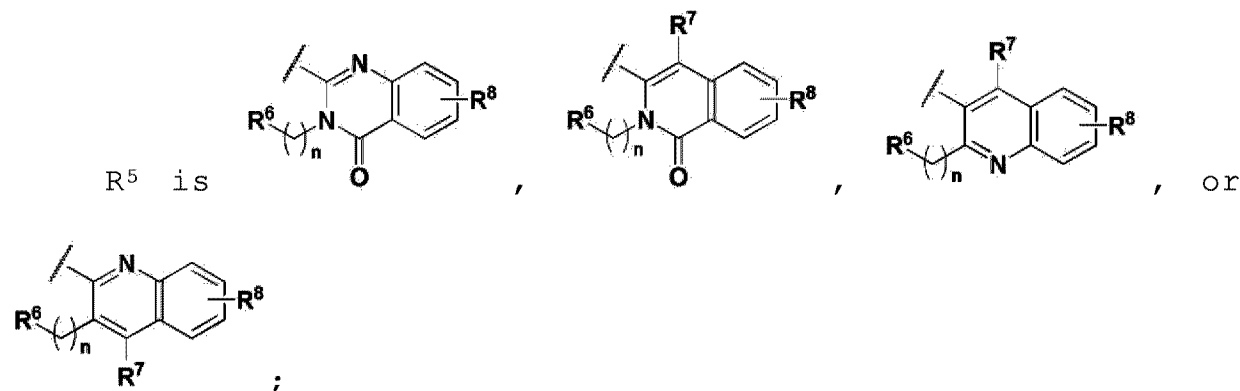
R¹ is H or -NH₂;

R² is H, -CN, C₁₋₃ straight or branched alkyl, unsubstituted C₃₋₅ cycloalkyl or halogen;

R³ is H;

R⁴ is H or C₁₋₃ straight or branched alkyl; or

5 R³ and R⁴ can form pyrrolidine along with the atoms which are conjugated to the same; and



wherein, n is an integer of 0 or 1,

10 R⁶ is unsubstituted or substituted phenyl or pyridinyl, in which said substituted phenyl and pyridinyl have one or more substituents selected from the group consisting of halogen and C₁₋₃ straight or branched alkyl;

R⁷ is H, halogen, or unsubstituted pyridinyl, and

15 R⁸ is H, or halogen.

4. The compound represented by formula 1, the optical isomer thereof, or the pharmaceutically acceptable salt thereof according to claim 1, wherein:

20 --- is single bond or double bond;

A is carbon (C) or nitrogen (N);

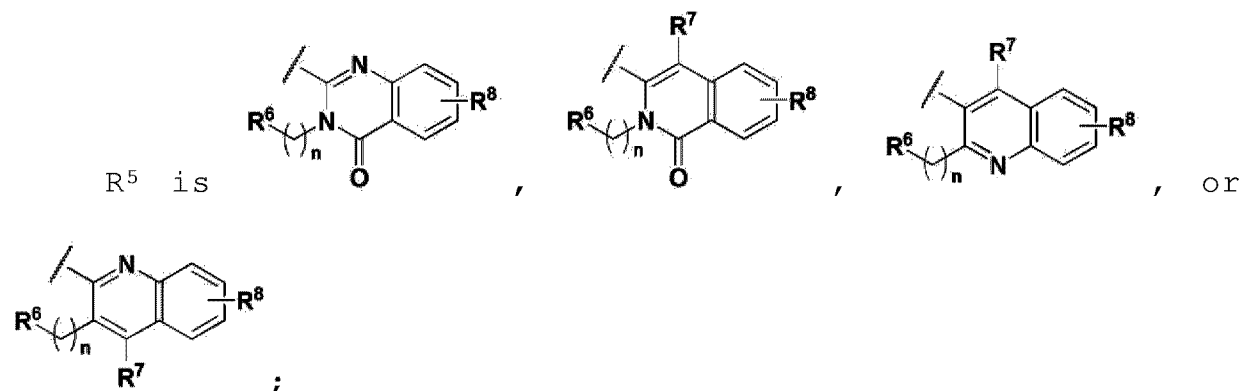
R¹ is H or -NH₂;

R² is H, -F, -Cl, -CN, methyl, ethyl, propyl, isopropyl, cyclopropyl, or cyclopentyl;

R³ is H;

5 R⁴ is H or methyl; or

R³ and R⁴ can form pyrrolidine along with the atoms which are conjugated to the same; and



10 wherein, n is an integer of 0 or 1,

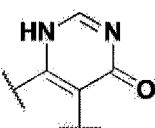
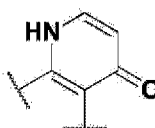
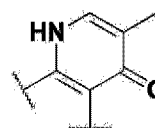
R⁶ is unsubstituted or substituted phenyl or pyridinyl, in which said substituted phenyl and pyridinyl have one or more substituents selected from the group consisting of -F, -Cl, and methyl;

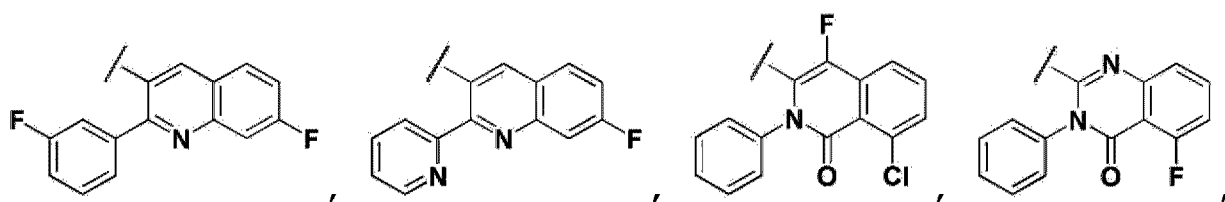
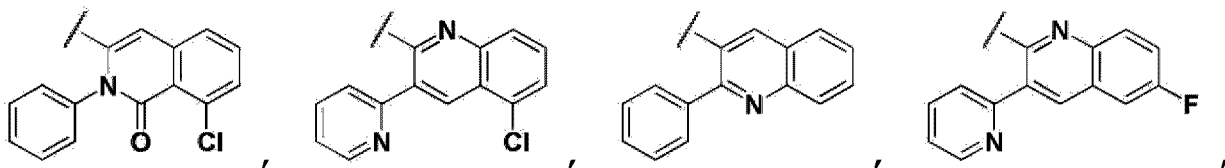
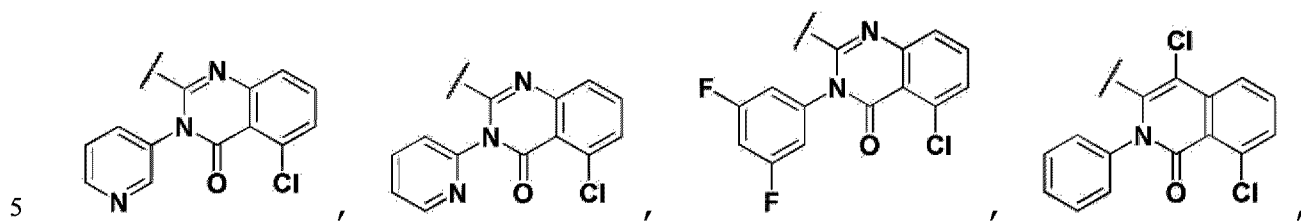

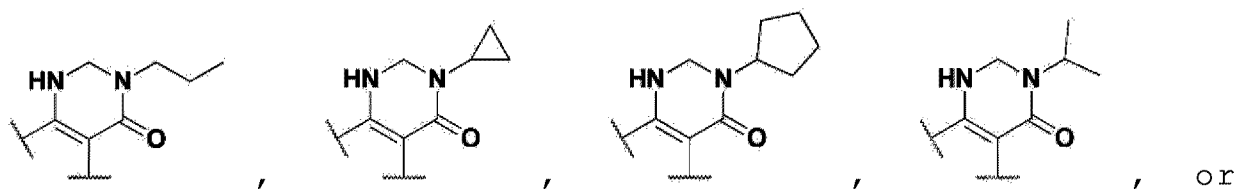
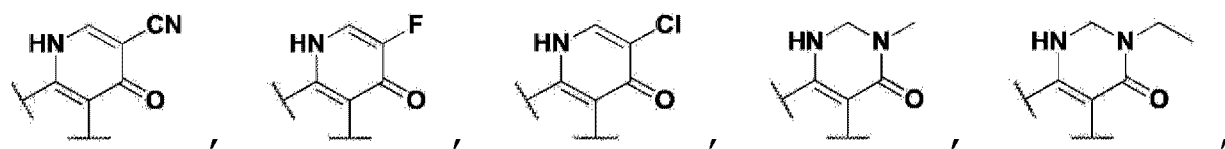
15 R⁷ is H, -F, -Cl, or pyridinyl; and

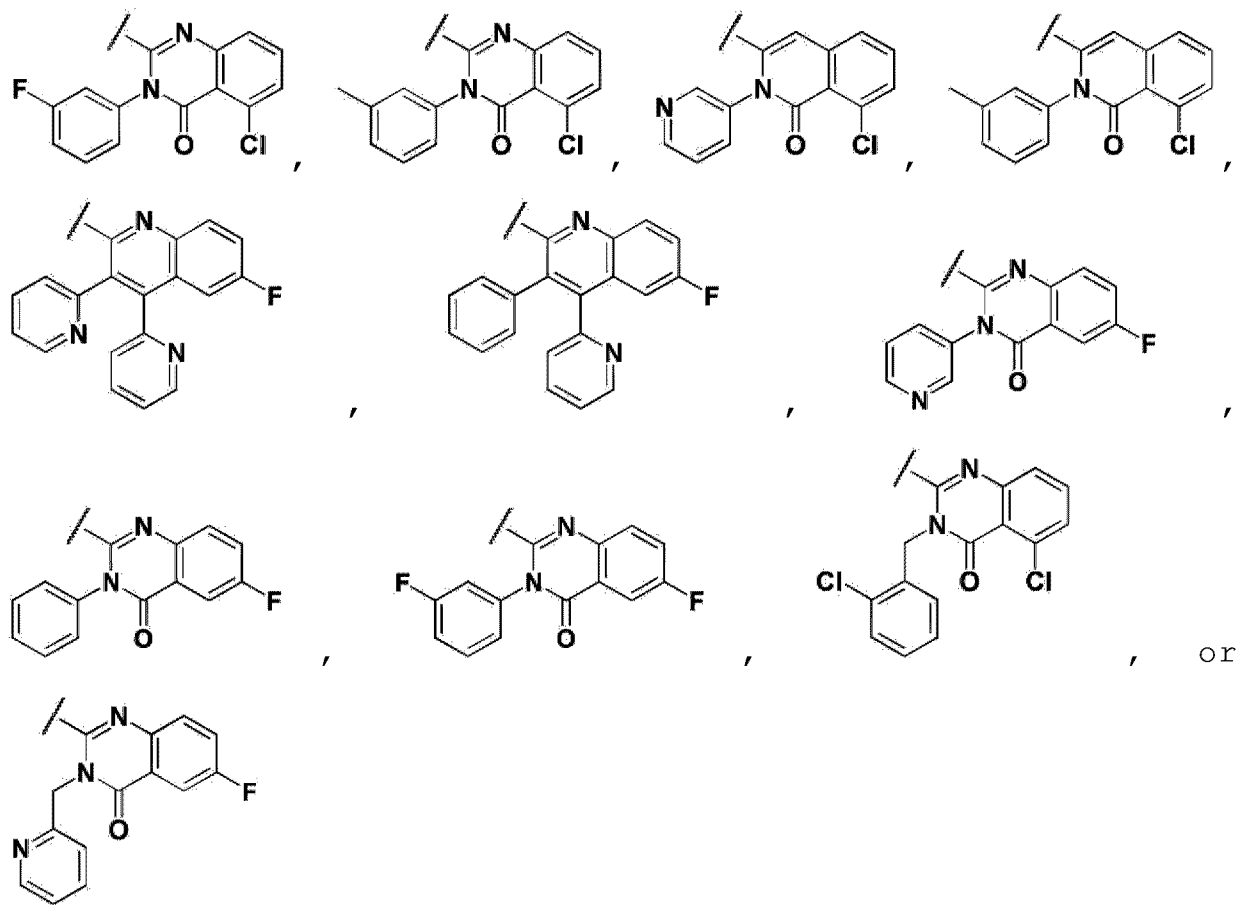
R⁸ is H, -F, or -Cl.

5. The compound represented by formula 1, the optical isomer thereof, or the pharmaceutically acceptable salt thereof according to claim 1, wherein the ring containing A

20

and R² is exemplified by , , ,

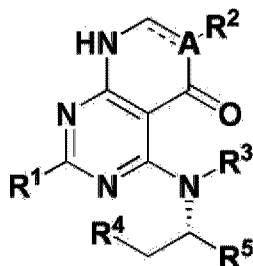




5

6. The compound represented by formula 1, the optical isomer thereof, or the pharmaceutically acceptable salt thereof according to claim 1, wherein the compound represented by formula 1 is the compound represented by
 10 formula 1A:

[Formula 1A]



wherein in the formula 1A,

---, A, R¹, R², R³, R⁴, and R⁵ are as defined in claim 1.

5

7. The compound represented by formula 1, the optical isomer thereof, or the pharmaceutically acceptable salt thereof according to claim 1, wherein the compound represented by formula 1 is selected from the group consisting of the following compounds:

<1> 4-((1-(5-chloro-4-oxo-3-phenyl-3,4-dihydroquinazoline-2-yl)ethyl)amino)pyrido[2,3-d]pyrimidine-5(8H)-one;

<2> 4-((1-(5-chloro-4-oxo-3-(pyridine-3-yl)-3,4-dihydroquinazoline-2-yl)ethyl)amino)pyrido[2,3-d]pyrimidine-5(8H)-one;

<3> 4-((1-(5-chloro-4-oxo-3-(pyridine-2-yl)-3,4-dihydroquinazoline-2-yl)ethyl)amino)pyrido[2,3-d]pyrimidine-5(8H)-one;

<4> 4-((1-(5-chloro-3-(3,5-difluorophenyl)-4-oxo-3,4-dihydroquinazoline-2-yl)ethyl)amino)pyrido[2,3-d]pyrimidine-5(8H)-one;

<5> 4-((1-(8-chloro-1-oxo-2-phenyl-1,2-dihydroisoquinoline-3-yl)ethyl)amino)pyrido[2,3-d]pyrimidine-5(8H)-one;
 <6> 4-((1-(2-phenylquinoline-3-yl)ethyl)amino)pyrido[2,3-d]pyrimidine-5(8H)-one;
 5 <7> 4-((1-(6-fluoro-3-(pyridine-2-yl)quinoline-2-yl)ethyl)amino)pyrido[2,3-d]pyrimidine-5(8H)-one;
 <8> 4-((1-(7-fluoro-2-(3-fluorophenyl)quinoline-3-yl)ethyl)amino)pyrido[2,3-d]pyrimidine-5(8H)-one;
 10 <9> 4-(1-(7-fluoro-2-(pyridine-2-yl)quinoline-3-yl)ethylamino)pyrido[2,3-d]pyrimidine-5(8H)-one;
 <10> 4-((1-(4,8-dichloro-1-oxo-2-phenyl-1,2-dihydroisoquinoline-3-yl)ethyl)amino)pyrido[2,3-d]pyrimidine-5(8H)-one;
 15 <11> 4-((1-(8-chloro-4-fluoro-1-oxo-2-phenyl-1,2-dihydroisoquinoline-3-yl)ethyl)amino)pyrido[2,3-d]pyrimidine-5(8H)-one;
 <12> 4-((1-(5-fluoro-4-oxo-3-phenyl-3,4-dihydroquinazoline-2-yl)propyl)amino)pyrido[2,3-d]pyrimidine-5(8H)-one;
 20 <13> 4-(2-(5-chloro-4-oxo-3-phenyl-3,4-dihydroquinazoline-2-yl)pyrrolidine-1-yl)pyrido[2,3-d]pyrimidine-5(8H)-one;
 <14> 4-(2-(8-chloro-1-oxo-2-phenyl-1,2-dihydroisoquinoline-3-yl)pyrrolidine-1-yl)pyrido[2,3-d]pyrimidine-5(8H)-one;
 25

<15> 2-amino-4-((1-(8-chloro-1-oxo-2-phenyl-1,2-dihydroisoquinoline-3-yl)ethyl)amino)pyrido[2,3-d]pyrimidine-5(8H)-one;

<16> 2-amino-4-(2-(8-chloro-1-oxo-2-phenyl-1,2-dihydroisoquinoline-3-yl)pyrrolidine-1-yl)pyrido[2,3-d]pyrimidine-5(8H)-one;

<17> 4-((1-(8-chloro-1-oxo-2-phenyl-1,2-dihydroisoquinoline-3-yl)ethyl)amino)-6-methylpyrido[2,3-d]pyrimidine-5(8H)-one;

<18> 2-amino-4-((1-(8-chloro-1-oxo-2-phenyl-1,2-dihydroisoquinoline-3-yl)ethyl)amino)-6-methylpyrido[2,3-d]pyrimidine-5(8H)-one;

<19> 4-((1-(8-chloro-1-oxo-2-phenyl-1,2-dihydroisoquinoline-3-yl)ethyl)amino)-5-oxo-5,8-dihydropyrido[2,3-d]pyrimidine-6-carbonitrile;

<20> 4-((1-(8-chloro-1-oxo-2-phenyl-1,2-dihydroisoquinoline-3-yl)ethyl)amino)-6-fluoropyrido[2,3-d]pyrimidine-5(8H)-one;

<21> 4-((1-(5-chloro-4-oxo-3-phenyl-3,4-dihydroquinazoline-2-yl)ethyl)amino)-6-fluoropyrido[2,3-d]pyrimidine-5(8H)-one;

<22> 6-chloro-4-((1-(5-chloro-4-oxo-3-phenyl-3,4-dihydroquinazoline-2-yl)ethyl)amino)pyrido[2,3-d]pyrimidine-5(8H)-one;

<23> 6-chloro-4-((1-(8-chloro-1-oxo-2-phenyl-1,2-dihydroisoquinoline-3-yl)ethyl)amino)pyrido[2,3-d]pyrimidine-5(8H)-one;

<24> 6-chloro-4-((1-(4,8-dichloro-1-oxo-2-phenyl-1,2-dihydroisoquinoline-3-yl)ethyl)amino)pyrido[2,3-d]pyrimidine-5(8H)-one;

<25> 2-amino-4-((1-(6-fluoro-3-(pyridine-2-yl)quinoline-2-yl)ethyl)amino)pyrido[2,3-d]pyrimidine-5(8H)-one;

<26> 4-((1-(6-fluoro-3,4-di(pyridine-2-yl)quinoline-2-yl)ethyl)amino)pyrido[2,3-d]pyrimidine-5(8H)-one;

<27> 4-((1-(6-fluoro-3-phenyl-4-(pyridine-2-yl)quinoline-2-yl)ethyl)amino)pyrido[2,3-d]pyrimidine-5(8H)-one;

<28> 4-((1-(6-fluoro-4-oxo-3-(pyridine-3-yl)-3,4-dihydroquinazoline-2-yl)ethyl)amino)pyrido[2,3-d]pyrimidine-5(8H)-one;

<29> 4-((1-(6-fluoro-4-oxo-3-phenyl-3,4-dihydroquinazoline-2-yl)ethyl)amino)pyrido[2,3-d]pyrimidine-5(8H)-one;

<30> 4-((1-(6-fluoro-3-(3-fluorophenyl)-4-oxo-3,4-dihydroquinazoline-2-yl)ethyl)amino)pyrido[2,3-d]pyrimidine-5(8H)-one;

<31> 4-((1-(5-chloro-3-(2-chlorobenzyl)-4-oxo-3,4-dihydroquinazoline-2-yl)ethyl)amino)pyrido[2,3-d]pyrimidine-5(8H)-one;

<32> 4-((1-(6-fluoro-4-oxo-3-(pyridine-2-ylmethyl)-3,4-dihydroquinazoline-2-yl)ethyl)amino)pyrido[2,3-d]pyrimidine-5(8H)-one;

<33> 4-((1-(5-chloro-3-(pyridine-2-yl)quinoline-2-yl)ethyl)amino)pyrido[2,3-d]pyrimidine-5(8H)-one;

<34> 5-((1-(5-chloro-4-oxo-3-phenyl-3,4-dihydroquinazoline-2-yl)ethyl)amino)-3-methyl-2,3-dihydropyrimido[4,5-d]pyrimidine-4(1H)-one;

<35> 5-((1-(5-chloro-4-oxo-3-(pyridine-3-yl)-3,4-dihydroquinazoline-2-yl)ethyl)amino)-3-methyl-2,3-dihydropyrimido[4,5-d]pyrimidine-4(1H)-one;

<36> 5-((1-(5-chloro-3-(3-fluorophenyl)-4-oxo-3,4-dihydroquinazoline-2-yl)ethyl)amino)-3-methyl-2,3-dihydropyrimido[4,5-d]pyrimidine-4(1H)-one;

<37> 5-((1-(5-chloro-4-oxo-3-(m-tolyl)-3,4-dihydroquinazoline-2-yl)ethyl)amino)-3-methyl-2,3-dihydropyrimido[4,5-d]pyrimidine-4(1H)-one;

<38> 5-((1-(8-chloro-1-oxo-2-phenyl-1,2-dihydroisoquinoline-3-yl)ethyl)amino)-3-methyl-2,3-dihydropyrimido[4,5-d]pyrimidine-4(1H)-one;

<39> 3-methyl-5-((1-(2-phenylquinoline-3-yl)ethyl)amino)-2,3-dihydropyrimido[4,5-d]pyrimidine-4(1H)-one;

<40> 5-((1-(4,8-dichloro-1-oxo-2-phenyl-1,2-dihydroisoquinoline-3-yl)ethyl)amino)-3-methyl-2,3-dihydropyrimido[4,5-d]pyrimidine-4(1H)-one;

<41> 5-((1-(5-fluoro-4-oxo-3-phenyl-3,4-dihydroquinazoline-2-yl)propyl)amino)-3-methyl-2,3-dihydropyrimido[4,5-d]pyrimidine-4(1H)-one;

<42> 5-(2-(5-chloro-4-oxo-3-phenyl-3,4-dihydroquinazoline-2-yl)pyrrolidine-1-yl)-3-methyl-2,3-dihydropyrimido[4,5-d]pyrimidine-4(1H)-one;

<43> 5-(2-(5-chloro-4-oxo-3-(pyridine-3-yl)-3,4-dihydroquinazoline-2-yl)pyrrolidine-1-yl)-3-methyl-2,3-dihydropyrimido[4,5-d]pyrimidine-4(1H)-one;

<44> 5-(2-(5-chloro-3-(3-fluorophenyl)-4-oxo-3,4-dihydroquinazoline-2-yl)pyrrolidine-1-yl)-3-methyl-2,3-dihydropyrimido[4,5-d]pyrimidine-4(1H)-one;

<45> 5-(2-(5-chloro-4-oxo-3-(m-tolyl)-3,4-dihydroquinazoline-2-yl)pyrrolidine-1-yl)-3-methyl-2,3-dihydropyrimido[4,5-d]pyrimidine-4(1H)-one;

<46> 5-(2-(8-chloro-1-oxo-2-phenyl-1,2-dihydroisoquinoline-3-yl)pyrrolidine-1-yl)-3-methyl-2,3-dihydropyrimido[4,5-d]pyrimidine-4(1H)-one;

<48> 7-amino-5-((1-(5-chloro-4-oxo-3-phenyl-3,4-dihydroquinazoline-2-yl)ethyl)amino)-3-methyl-2,3-dihydropyrimido[4,5-d]pyrimidine-4(1H)-one;

<49> 7-amino-5-((1-(5-chloro-4-oxo-3-(pyridine-3-yl)-3,4-dihydroquinazoline-2-yl)ethyl)amino)-3-methyl-2,3-dihydropyrimido[4,5-d]pyrimidine-4(1H)-one;

<50> 7-amino-5-((1-(5-chloro-3-(3-fluorophenyl)-4-oxo-3,4-dihydroquinazoline-2-yl)ethyl)amino)-3-methyl-2,3-dihydropyrimido[4,5-d]pyrimidine-4(1H)-one;

<51> 7-amino-5-((1-(5-chloro-4-oxo-3-(m-tolyl)-3,4-dihydroquinazoline-2-yl)ethyl)amino)-3-methyl-2,3-dihydropyrimido[4,5-d]pyrimidine-4(1H)-one;

<52> 7-amino-5-((1-(8-chloro-1-oxo-2-phenyl-1,2-dihydroisoquinoline-3-yl)ethyl)amino)-3-methyl-2,3-dihydropyrimido[4,5-d]pyrimidine-4(1H)-one;

<53> 7-amino-3-methyl-5-((1-(2-phenylquinoline-3-yl)ethyl)amino)-2,3-dihydropyrimido[4,5-d]pyrimidine-4(1H)-one;

<54> 7-amino-5-((1-(5-fluoro-4-oxo-3-phenyl-3,4-dihydroquinazoline-2-yl)propyl)amino)-3-methyl-2,3-dihydropyrimido[4,5-d]pyrimidine-4(1H)-one;

<55> 7-amino-5-(2-(5-chloro-4-oxo-3-phenyl-3,4-dihydroquinazoline-2-yl)pyrrolidine-1-yl)-3-methyl-2,3-dihydropyrimido[4,5-d]pyrimidine-4(1H)-one;

<56> 7-amino-5-(2-(5-chloro-4-oxo-3-(pyridine-3-yl)-3,4-dihydroquinazoline-2-yl)pyrrolidine-1-yl)-3-methyl-2,3-dihydropyrimido[4,5-d]pyrimidine-4(1H)-one;

<57> 7-amino-5-(2-(5-chloro-3-(3-fluorophenyl)-4-oxo-3,4-dihydroquinazoline-2-yl)pyrrolidine-1-yl)-3-methyl-2,3-dihydropyrimido[4,5-d]pyrimidine-4(1H)-one;

<58> 7-amino-5-(2-(5-chloro-4-oxo-3-(m-tolyl)-3,4-dihydroquinazoline-2-yl)pyrrolidine-1-yl)-3-methyl-2,3-dihydropyrimido[4,5-d]pyrimidine-4(1H)-one;

<59> 7-amino-5-(2-(8-chloro-1-oxo-2-phenyl-1,2-dihydroisoquinoline-3-yl)pyrrolidine-1-yl)-3-methyl-2,3-dihydropyrimido[4,5-d]pyrimidine-4(1H)-one;

<60> 5-(1-(8-chloro-1-oxo-2-phenyl-1,2-dihydroisoquinoline-3-yl)ethylamino)-3-ethyl-2,3-dihydropyrimido[4,5-d]pyrimidine-4(1H)-one;

<61> 5-(1-(8-chloro-1-oxo-2-phenyl-1,2-dihydroisoquinoline-3-yl)ethylamino)-3-propyl-2,3-dihydropyrimido[4,5-d]pyrimidine-4(1H)-one;

<62> 5-(1-(8-chloro-1-oxo-2-phenyl-1,2-dihydroisoquinoline-3-yl)ethylamino)-3-cyclopropyl-2,3-dihydropyrimido[4,5-d]pyrimidine-4(1H)-one;

<63> 5-(1-(8-chloro-1-oxo-2-phenyl-1,2-dihydroisoquinoline-3-yl)ethylamino)-3-cyclopentyl-2,3-dihydropyrimido[4,5-d]pyrimidine-4(1H)-one;

<64> 5-(1-(8-chloro-1-oxo-2-phenyl-1,2-dihydroisoquinoline-3-yl)ethylamino)-3-isopropyl-2,3-dihydropyrimido[4,5-d]pyrimidine-4(1H)-one;

<65> 5-(1-(5-fluoro-4-oxo-3-phenyl-3,4-dihydroquinazoline-2-yl)propylamino)-3-isopropyl-2,3-dihydropyrimido[4,5-d]pyrimidine-4(1H)-one;

<66> 5-((1-(5-chloro-4-oxo-3-phenyl-3,4-dihydroquinazoline-2-yl)ethyl)amino)pyrimido[4,5-d]pyrimidine-4(1H)-one;

<67> 5-((1-(5-chloro-4-oxo-3-(pyridine-3-yl)-3,4-dihydroquinazoline-2-yl)ethyl)amino)pyrimido[4,5-d]pyrimidine-4(1H)-one;

<68> 5-((1-(5-chloro-3-(3-fluorophenyl)-4-oxo-3,4-dihydroquinazoline-2-yl)ethyl)amino)pyrimido[4,5-d]pyrimidine-4(1H)-one;

10 <69> 5-((1-(5-chloro-4-oxo-3-(m-tolyl)-3,4-dihydroquinazoline-2-yl)ethyl)amino)pyrimido[4,5-d]pyrimidine-4(1H)-one;

<70> 5-((1-(8-chloro-1-oxo-2-phenyl-1,2-dihydroisoquinoline-3-yl)ethyl)amino)pyrimido[4,5-d]pyrimidine-4(1H)-one;

15 <72> 5-((1-(2-phenylquinoline-3-yl)ethyl)amino)pyrimido[4,5-d]pyrimidine-4(1H)-one;

<73> 5-((1-(5-fluoro-4-oxo-3-phenyl-3,4-dihydroquinazoline-2-yl)propyl)amino)pyrimido[4,5-d]pyrimidine-4(1H)-one;

20 <74> 5-(2-(5-chloro-4-oxo-3-phenyl-3,4-dihydroquinazoline-2-yl)pyrrolidine-1-yl)pyrimido[4,5-d]pyrimidine-4(1H)-one;

<75> 5-(2-(8-chloro-1-oxo-2-(pyridine-3-yl)-1,2-dihydroisoquinoline-3-yl)pyrrolidine-1-yl)pyrimido[4,5-d]pyrimidine-4(1H)-one;

25

<76> 5-(2-(5-chloro-4-oxo-3-(pyridine-3-yl)-3,4-dihydroquinazoline-2-yl)pyrrolidine-1-yl)pyrimido[4,5-d]pyrimidine-4(1H)-one;

<77> 5-(2-(5-chloro-3-(3-fluorophenyl)-4-oxo-3,4-dihydroquinazoline-2-yl)pyrrolidine-1-yl)pyrimido[4,5-d]pyrimidine-4(1H)-one;

<78> 5-(2-(5-chloro-4-oxo-3-(m-tolyl)-3,4-dihydroquinazoline-2-yl)pyrrolidine-1-yl)pyrimido[4,5-d]pyrimidine-4(1H)-one;

<81> 7-amino-5-((1-(5-chloro-4-oxo-3-phenyl-3,4-dihydroquinazoline-2-yl)ethyl)amino)pyrimido[4,5-d]pyrimidine-4(1H)-one;

<82> 7-amino-5-((1-(5-chloro-4-oxo-3-(pyridine-3-yl)-3,4-dihydroquinazoline-2-yl)ethyl)amino)pyrimido[4,5-d]pyrimidine-4(1H)-one;

<83> 7-amino-5-((1-(5-chloro-3-(3-fluorophenyl)-4-oxo-3,4-dihydroquinazoline-2-yl)ethyl)amino)pyrimido[4,5-d]pyrimidine-4(1H)-one;

<84> 7-amino-5-((1-(5-chloro-4-oxo-3-(m-tolyl)-3,4-dihydroquinazoline-2-yl)ethyl)amino)pyrimido[4,5-d]pyrimidine-4(1H)-one;

<85> 7-amino-5-(1-(8-chloro-1-oxo-2-phenyl-1,2-dihydroisoquinoline-3-yl)ethylamino)pyrimido[4,5-d]pyrimidine-4(1H)-one;

<88> 7-amino-5-((1-(2-phenylquinoline-3-yl)ethyl)amino)pyrimido[4,5-d]pyrimidine-4(1H)-one;

<89> 7-amino-5-((1-(5-fluoro-4-oxo-3-phenyl-3,4-dihydroquinazoline-2-yl)propyl)amino)pyrimido[4,5-d]pyrimidine-4(1H)-one;

<90> 7-amino-5-(2-(5-chloro-4-oxo-3-phenyl-3,4-dihydroquinazoline-2-yl)pyrrolidine-1-yl)pyrimido[4,5-d]pyrimidine-4(1H)-one;

<91> 7-amino-5-(2-(5-chloro-4-oxo-3-(pyridine-3-yl)-3,4-dihydroquinazoline-2-yl)pyrrolidine-1-yl)pyrimido[4,5-d]pyrimidine-4(1H)-one;

<92> 7-amino-5-(2-(5-chloro-3-(3-fluorophenyl)-4-oxo-3,4-dihydroquinazoline-2-yl)pyrrolidine-1-yl)pyrimido[4,5-d]pyrimidine-4(1H)-one;

<93> 7-amino-5-(2-(5-chloro-4-oxo-3-(m-tolyl)-3,4-dihydroquinazoline-2-yl)pyrrolidine-1-yl)pyrimido[4,5-d]pyrimidine-4(1H)-one;

<94> 7-amino-5-(2-(8-chloro-1-oxo-2-phenyl-1,2-dihydroisoquinoline-3-yl)pyrrolidine-1-yl)pyrimido[4,5-d]pyrimidine-4(1H)-one;

<97> 4-((1-(8-chloro-1-oxo-2-phenyl-1,2-dihydroisoquinoline-3-yl)ethyl)amino)-7,8-dihydropyrido[2,3-d]pyrimidine-5(6H)-one; and

<98> 4-((1-(4,8-dichloro-1-oxo-2-phenyl-1,2-dihydroisoquinoline-3-yl)ethyl)amino)-7,8-dihydropyrido[2,3-d]pyrimidine-5(6H)-one.

8. The compound represented by formula 1, the optical isomer thereof, or the pharmaceutically acceptable salt thereof according to claim 1, wherein the compound represented by formula 1 is selected from the group
5 consisting of the following compounds:

<1> (S)-4-((1-(5-chloro-4-oxo-3-phenyl-3,4-dihydroquinazoline-2-yl)ethyl)amino)pyrido[2,3-d]pyrimidine-5(8H)-one;

10 <2> (S)-4-((1-(5-chloro-4-oxo-3-(pyridine-3-yl)-3,4-dihydroquinazoline-2-yl)ethyl)amino)pyrido[2,3-d]pyrimidine-5(8H)-one;

<3> (S)-4-((1-(5-chloro-4-oxo-3-(pyridine-2-yl)-3,4-dihydroquinazoline-2-yl)ethyl)amino)pyrido[2,3-d]pyrimidine-5(8H)-one;

15 <4> (S)-4-((1-(5-chloro-3-(3,5-difluorophenyl)-4-oxo-3,4-dihydroquinazoline-2-yl)ethyl)amino)pyrido[2,3-d]pyrimidine-5(8H)-one;

20 <5> (S)-4-((1-(8-chloro-1-oxo-2-phenyl-1,2-dihydroisoquinoline-3-yl)ethyl)amino)pyrido[2,3-d]pyrimidine-5(8H)-one;

<6> (S)-4-((1-(2-phenylquinoline-3-yl)ethyl)amino)pyrido[2,3-d]pyrimidine-5(8H)-one;

<7> (S)-4-((1-(6-fluoro-3-(pyridine-2-yl)quinoline-2-yl)ethyl)amino)pyrido[2,3-d]pyrimidine-5(8H)-one;

25 <8> (S)-4-((1-(7-fluoro-2-(3-fluorophenyl)quinoline-3-yl)ethyl)amino)pyrido[2,3-d]pyrimidine-5(8H)-one;

<9> (S)-4-(1-(7-fluoro-2-(pyridine-2-yl)quinoline-3-yl)ethylamino)pyrido[2,3-d]pyrimidine-5(8H)-one;

<10> (S)-4-((1-(4,8-dichloro-1-oxo-2-phenyl-1,2-dihydroisoquinoline-3-yl)ethyl)amino)pyrido[2,3-d]pyrimidine-5(8H)-one;

<11> (S)-4-((1-(8-chloro-4-fluoro-1-oxo-2-phenyl-1,2-dihydroisoquinoline-3-yl)ethyl)amino)pyrido[2,3-d]pyrimidine-5(8H)-one;

<12> (S)-4-((1-(5-fluoro-4-oxo-3-phenyl-3,4-dihydroquinazoline-2-yl)propyl)amino)pyrido[2,3-d]pyrimidine-5(8H)-one;

<13> (S)-4-(2-(5-chloro-4-oxo-3-phenyl-3,4-dihydroquinazoline-2-yl)pyrrolidine-1-yl)pyrido[2,3-d]pyrimidine-5(8H)-one;

<14> (S)-4-(2-(8-chloro-1-oxo-2-phenyl-1,2-dihydroisoquinoline-3-yl)pyrrolidine-1-yl)pyrido[2,3-d]pyrimidine-5(8H)-one;

<15> (S)-2-amino-4-((1-(8-chloro-1-oxo-2-phenyl-1,2-dihydroisoquinoline-3-yl)ethyl)amino)pyrido[2,3-d]pyrimidine-5(8H)-one;

<16> (S)-2-amino-4-(2-(8-chloro-1-oxo-2-phenyl-1,2-dihydroisoquinoline-3-yl)pyrrolidine-1-yl)pyrido[2,3-d]pyrimidine-5(8H)-one;

<17> (S)-4-((1-(8-chloro-1-oxo-2-phenyl-1,2-dihydroisoquinoline-3-yl)ethyl)amino)-6-methylpyrido[2,3-d]pyrimidine-5(8H)-one;

<18> (S)-2-amino-4-((1-(8-chloro-1-oxo-2-phenyl-1,2-dihydroisoquinoline-3-yl)ethyl)amino)-6-methylpyrido[2,3-d]pyrimidine-5(8H)-one;

<19> (S)-4-((1-(8-chloro-1-oxo-2-phenyl-1,2-dihydroisoquinoline-3-yl)ethyl)amino)-5-oxo-5,8-dihydropyrido[2,3-d]pyrimidine-6-carbonitrile;

<20> (S)-4-((1-(8-chloro-1-oxo-2-phenyl-1,2-dihydroisoquinoline-3-yl)ethyl)amino)-6-fluoropyrido[2,3-d]pyrimidine-5(8H)-one;

<21> (S)-4-((1-(5-chloro-4-oxo-3-phenyl-3,4-dihydroquinazoline-2-yl)ethyl)amino)-6-fluoropyrido[2,3-d]pyrimidine-5(8H)-one;

<22> (S)-6-chloro-4-((1-(5-chloro-4-oxo-3-phenyl-3,4-dihydroquinazoline-2-yl)ethyl)amino)pyrido[2,3-d]pyrimidine-5(8H)-one;

<23> (S)-6-chloro-4-((1-(8-chloro-1-oxo-2-phenyl-1,2-dihydroisoquinoline-3-yl)ethyl)amino)pyrido[2,3-d]pyrimidine-5(8H)-one;

<24> (S)-6-chloro-4-((1-(4,8-dichloro-1-oxo-2-phenyl-1,2-dihydroisoquinoline-3-yl)ethyl)amino)pyrido[2,3-d]pyrimidine-5(8H)-one;

<25> (S)-2-amino-4-((1-(6-fluoro-3-(pyridine-2-yl)quinoline-2-yl)ethyl)amino)pyrido[2,3-d]pyrimidine-5(8H)-one;

<26> (S)-4-((1-(6-fluoro-3,4-di(pyridine-2-yl)quinoline-2-yl)ethyl)amino)pyrido[2,3-d]pyrimidine-5(8H)-one;

<27> (S)-4-((1-(6-fluoro-3-phenyl-4-(pyridine-2-yl)quinoline-2-yl)ethyl)amino)pyrido[2,3-d]pyrimidine-5(8H)-one;

<28> (S)-4-((1-(6-fluoro-4-oxo-3-(pyridine-3-yl)-3,4-dihydroquinazoline-2-yl)ethyl)amino)pyrido[2,3-d]pyrimidine-5(8H)-one;

<29> (S)-4-((1-(6-fluoro-4-oxo-3-phenyl-3,4-dihydroquinazoline-2-yl)ethyl)amino)pyrido[2,3-d]pyrimidine-5(8H)-one;

<30> (S)-4-((1-(6-fluoro-3-(3-fluorophenyl)-4-oxo-3,4-dihydroquinazoline-2-yl)ethyl)amino)pyrido[2,3-d]pyrimidine-5(8H)-one;

<31> (S)-4-((1-(5-chloro-3-(2-chlorobenzyl)-4-oxo-3,4-dihydroquinazoline-2-yl)ethyl)amino)pyrido[2,3-d]pyrimidine-5(8H)-one;

<32> (S)-4-((1-(6-fluoro-4-oxo-3-(pyridine-2-ylmethyl)-3,4-dihydroquinazoline-2-yl)ethyl)amino)pyrido[2,3-d]pyrimidine-5(8H)-one;

<33> (S)-4-((1-(5-chloro-3-(pyridine-2-yl)quinoline-2-yl)ethyl)amino)pyrido[2,3-d]pyrimidine-5(8H)-one;

<34> (S)-5-((1-(5-chloro-4-oxo-3-phenyl-3,4-dihydroquinazoline-2-yl)ethyl)amino)-3-methyl-2,3-dihydropyrimido[4,5-d]pyrimidine-4(1H)-one;

<35> (S)-5-((1-(5-chloro-4-oxo-3-(pyridine-3-yl)-3,4-dihydroquinazoline-2-yl)ethyl)amino)-3-methyl-2,3-dihydropyrimido[4,5-d]pyrimidine-4(1H)-one;

<36> (S)-5-((1-(5-chloro-3-(3-fluorophenyl)-4-oxo-3,4-dihydroquinazoline-2-yl)ethyl)amino)-3-methyl-2,3-dihydropyrimido[4,5-d]pyrimidine-4(1H)-one;

<37> (S)-5-((1-(5-chloro-4-oxo-3-(m-tolyl)-3,4-dihydroquinazoline-2-yl)ethyl)amino)-3-methyl-2,3-dihydropyrimido[4,5-d]pyrimidine-4(1H)-one;

<38> (S)-5-((1-(8-chloro-1-oxo-2-phenyl-1,2-dihydroisoquinoline-3-yl)ethyl)amino)-3-methyl-2,3-dihydropyrimido[4,5-d]pyrimidine-4(1H)-one;

<39> (S)-3-methyl-5-((1-(2-phenylquinoline-3-yl)ethyl)amino)-2,3-dihydropyrimido[4,5-d]pyrimidine-4(1H)-one;

<40> (S)-5-((1-(4,8-dichloro-1-oxo-2-phenyl-1,2-dihydroisoquinoline-3-yl)ethyl)amino)-3-methyl-2,3-dihydropyrimido[4,5-d]pyrimidine-4(1H)-one;

<41> (S)-5-((1-(5-fluoro-4-oxo-3-phenyl-3,4-dihydroquinazoline-2-yl)propyl)amino)-3-methyl-2,3-dihydropyrimido[4,5-d]pyrimidine-4(1H)-one;

<42> (S)-5-(2-(5-chloro-4-oxo-3-phenyl-3,4-dihydroquinazoline-2-yl)pyrrolidine-1-yl)-3-methyl-2,3-dihydropyrimido[4,5-d]pyrimidine-4(1H)-one;

<43> (S)-5-(2-(5-chloro-4-oxo-3-(pyridine-3-yl)-3,4-dihydroquinazoline-2-yl)pyrrolidine-1-yl)-3-methyl-2,3-dihydropyrimido[4,5-d]pyrimidine-4(1H)-one;

<44> (S)-5-(2-(5-chloro-3-(3-fluorophenyl)-4-oxo-3,4-dihydroquinazoline-2-yl)pyrrolidine-1-yl)-3-methyl-2,3-dihydropyrimido[4,5-d]pyrimidine-4(1H)-one;

<45> (S)-5-(2-(5-chloro-4-oxo-3-(m-tolyl)-3,4-dihydroquinazoline-2-yl)pyrrolidine-1-yl)-3-methyl-2,3-dihydropyrimido[4,5-d]pyrimidine-4(1H)-one;

<46> (S)-5-(2-(8-chloro-1-oxo-2-phenyl-1,2-dihydroisoquinoline-3-yl)pyrrolidine-1-yl)-3-methyl-2,3-dihydropyrimido[4,5-d]pyrimidine-4(1H)-one;

<48> (S)-7-amino-5-((1-(5-chloro-4-oxo-3-phenyl-3,4-dihydroquinazoline-2-yl)ethyl)amino)-3-methyl-2,3-dihydropyrimido[4,5-d]pyrimidine-4(1H)-one;

<49> (S)-7-amino-5-((1-(5-chloro-4-oxo-3-(pyridine-3-yl)-3,4-dihydroquinazoline-2-yl)ethyl)amino)-3-methyl-2,3-dihydropyrimido[4,5-d]pyrimidine-4(1H)-one;

<50> (S)-7-amino-5-((1-(5-chloro-3-(3-fluorophenyl)-4-oxo-3,4-dihydroquinazoline-2-yl)ethyl)amino)-3-methyl-2,3-dihydropyrimido[4,5-d]pyrimidine-4(1H)-one;

<51> (S)-7-amino-5-((1-(5-chloro-4-oxo-3-(m-tolyl)-3,4-dihydroquinazoline-2-yl)ethyl)amino)-3-methyl-2,3-dihydropyrimido[4,5-d]pyrimidine-4(1H)-one;

<52> (S)-7-amino-5-((1-(8-chloro-1-oxo-2-phenyl-1,2-dihydroisoquinoline-3-yl)ethyl)amino)-3-methyl-2,3-dihydropyrimido[4,5-d]pyrimidine-4(1H)-one;

<53> (S)-7-amino-3-methyl-5-((1-(2-phenylquinoline-3-yl)ethyl)amino)-2,3-dihydropyrimido[4,5-d]pyrimidine-4(1H)-one;

<54> (S)-7-amino-5-((1-(5-fluoro-4-oxo-3-phenyl-3,4-dihydroquinazoline-2-yl)propyl)amino)-3-methyl-2,3-dihydropyrimido[4,5-d]pyrimidine-4(1H)-one;

<55> (S)-7-amino-5-(2-(5-chloro-4-oxo-3-phenyl-3,4-dihydroquinazoline-2-yl)pyrrolidine-1-yl)-3-methyl-2,3-dihydropyrimido[4,5-d]pyrimidine-4(1H)-one;

<56> (S)-7-amino-5-(2-(5-chloro-4-oxo-3-(pyridine-3-yl)-3,4-dihydroquinazoline-2-yl)pyrrolidine-1-yl)-3-methyl-2,3-dihydropyrimido[4,5-d]pyrimidine-4(1H)-one;

<57> (S)-7-amino-5-(2-(5-chloro-3-(3-fluorophenyl)-4-oxo-3,4-dihydroquinazoline-2-yl)pyrrolidine-1-yl)-3-methyl-2,3-dihydropyrimido[4,5-d]pyrimidine-4(1H)-one;

<58> (S)-7-amino-5-(2-(5-chloro-4-oxo-3-(m-tolyl)-3,4-dihydroquinazoline-2-yl)pyrrolidine-1-yl)-3-methyl-2,3-dihydropyrimido[4,5-d]pyrimidine-4(1H)-one;

<59> (S)-7-amino-5-(2-(8-chloro-1-oxo-2-phenyl-1,2-dihydroisoquinoline-3-yl)pyrrolidine-1-yl)-3-methyl-2,3-dihydropyrimido[4,5-d]pyrimidine-4(1H)-one;

<60> (S)-5-(1-(8-chloro-1-oxo-2-phenyl-1,2-dihydroisoquinoline-3-yl)ethylamino)-3-ethyl-2,3-dihydropyrimido[4,5-d]pyrimidine-4(1H)-one;

<61> (S)-5-(1-(8-chloro-1-oxo-2-phenyl-1,2-dihydroisoquinoline-3-yl)ethylamino)-3-propyl-2,3-dihydropyrimido[4,5-d]pyrimidine-4(1H)-one;

<62> (S)-5-(1-(8-chloro-1-oxo-2-phenyl-1,2-dihydroisoquinoline-3-yl)ethylamino)-3-cyclopropyl-2,3-dihydropyrimido[4,5-d]pyrimidine-4(1H)-one;

<63> (S)-5-(1-(8-chloro-1-oxo-2-phenyl-1,2-dihydroisoquinoline-3-yl)ethylamino)-3-cyclopentyl-2,3-dihydropyrimido[4,5-d]pyrimidine-4(1H)-one;

<64> (S)-5-(1-(8-chloro-1-oxo-2-phenyl-1,2-dihydroisoquinoline-3-yl)ethylamino)-3-isopropyl-2,3-dihydropyrimido[4,5-d]pyrimidine-4(1H)-one;

<65> (S)-5-(1-(5-fluoro-4-oxo-3-phenyl-3,4-dihydroquinazoline-2-yl)propylamino)-3-isopropyl-2,3-dihydropyrimido[4,5-d]pyrimidine-4(1H)-one;

<66> (S)-5-((1-(5-chloro-4-oxo-3-phenyl-3,4-dihydroquinazoline-2-yl)ethyl)amino)pyrimido[4,5-d]pyrimidine-4(1H)-one;

<67> (S)-5-((1-(5-chloro-4-oxo-3-(pyridine-3-yl)-3,4-dihydroquinazoline-2-yl)ethyl)amino)pyrimido[4,5-d]pyrimidine-4(1H)-one;

<68> (S)-5-((1-(5-chloro-3-(3-fluorophenyl)-4-oxo-3,4-dihydroquinazoline-2-yl)ethyl)amino)pyrimido[4,5-d]pyrimidine-4(1H)-one;

<69> (S)-5-((1-(5-chloro-4-oxo-3-(m-tolyl)-3,4-dihydroquinazoline-2-yl)ethyl)amino)pyrimido[4,5-d]pyrimidine-4(1H)-one;

<70> (S)-5-((1-(8-chloro-1-oxo-2-phenyl-1,2-dihydroisoquinoline-3-yl)ethyl)amino)pyrimido[4,5-d]pyrimidine-4(1H)-one;

<72> (S)-5-((1-(2-phenylquinoline-3-yl)ethyl)amino)pyrimido[4,5-d]pyrimidine-4(1H)-one;

<73> (S)-5-((1-(5-fluoro-4-oxo-3-phenyl-3,4-dihydroquinazoline-2-yl)propyl)amino)pyrimido[4,5-d]pyrimidine-4(1H)-one;

<74> (S)-5-(2-(5-chloro-4-oxo-3-phenyl-3,4-dihydroquinazoline-2-yl)pyrrolidine-1-yl)pyrimido[4,5-d]pyrimidine-4(1H)-one;

<75> (S)-5-(2-(8-chloro-1-oxo-2-(pyridine-3-yl)-1,2-dihydroisoquinoline-3-yl)pyrrolidine-1-yl)pyrimido[4,5-d]pyrimidine-4(1H)-one;

<76> (S)-5-(2-(5-chloro-4-oxo-3-(pyridine-3-yl)-3,4-dihydroquinazoline-2-yl)pyrrolidine-1-yl)pyrimido[4,5-d]pyrimidine-4(1H)-one;

<77> (S)-5-(2-(5-chloro-3-(3-fluorophenyl)-4-oxo-3,4-dihydroquinazoline-2-yl)pyrrolidine-1-yl)pyrimido[4,5-d]pyrimidine-4(1H)-one;

<78> (S)-5-(2-(5-chloro-4-oxo-3-(m-tolyl))-3,4-dihydroquinazoline-2-yl)pyrrolidine-1-yl)pyrimido[4,5-d]pyrimidine-4(1H)-one;

<81> (S)-7-amino-5-((1-(5-chloro-4-oxo-3-phenyl-3,4-dihydroquinazoline-2-yl)ethyl)amino)pyrimido[4,5-d]pyrimidine-4(1H)-one;

<82> (S)-7-amino-5-((1-(5-chloro-4-oxo-3-(pyridine-3-yl))-3,4-dihydroquinazoline-2-yl)ethyl)amino)pyrimido[4,5-d]pyrimidine-4(1H)-one;

<83> (S)-7-amino-5-((1-(5-chloro-3-(3-fluorophenyl)-4-oxo-3,4-dihydroquinazoline-2-yl)ethyl)amino)pyrimido[4,5-d]pyrimidine-4(1H)-one;

<84> (S)-7-amino-5-((1-(5-chloro-4-oxo-3-(m-tolyl))-3,4-dihydroquinazoline-2-yl)ethyl)amino)pyrimido[4,5-d]pyrimidine-4(1H)-one;

<85> (S)-7-amino-5-(1-(8-chloro-1-oxo-2-phenyl-1,2-dihydroisoquinoline-3-yl)ethylamino)pyrimido[4,5-d]pyrimidine-4(1H)-one;

<88> (S)-7-amino-5-((1-(2-phenylquinoline-3-yl)ethyl)amino)pyrimido[4,5-d]pyrimidine-4(1H)-one;

<89> (S)-7-amino-5-((1-(5-fluoro-4-oxo-3-phenyl-3,4-dihydroquinazoline-2-yl)propyl)amino)pyrimido[4,5-d]pyrimidine-4(1H)-one;

<90> (S)-7-amino-5-(2-(5-chloro-4-oxo-3-phenyl-3,4-dihydroquinazoline-2-yl)pyrrolidine-1-yl)pyrimido[4,5-d]pyrimidine-4(1H)-one;

<91> (S)-7-amino-5-(2-(5-chloro-4-oxo-3-(pyridine-3-yl)-3,4-dihydroquinazoline-2-yl)pyrrolidine-1-yl)pyrimido[4,5-d]pyrimidine-4(1H)-one;

5 <92> (S)-7-amino-5-(2-(5-chloro-3-(3-fluorophenyl)-4-oxo-3,4-dihydroquinazoline-2-yl)pyrrolidine-1-yl)pyrimido[4,5-d]pyrimidine-4(1H)-one;

<93> (S)-7-amino-5-(2-(5-chloro-4-oxo-3-(m-tolyl)-3,4-dihydroquinazoline-2-yl)pyrrolidine-1-yl)pyrimido[4,5-d]pyrimidine-4(1H)-one;

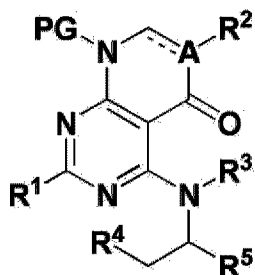
10 <94> (S)-7-amino-5-(2-(8-chloro-1-oxo-2-phenyl-1,2-dihydroisoquinoline-3-yl)pyrrolidine-1-yl)pyrimido[4,5-d]pyrimidine-4(1H)-one;

<97> (S)-4-((1-(8-chloro-1-oxo-2-phenyl-1,2-dihydroisoquinoline-3-yl)ethyl)amino)-7,8-dihydropyrido[2,3-d]pyrimidine-5(6H)-one; and

15 <98> (S)-4-((1-(4,8-dichloro-1-oxo-2-phenyl-1,2-dihydroisoquinoline-3-yl)ethyl)amino)-7,8-dihydropyrido[2,3-d]pyrimidine-5(6H)-one.

20 9. An intermediate compound represented by formula 1B below or an optical isomer of the same:

[Formula 1B]



wherein, in the formula 1B,

---, A, R¹, R², R³, R⁴, and R⁵ are as defined in claim 1; and

5 PG is an amine protecting group selected from the group consisting of t-butyloxycarbonyl (Boc), carbobenzyloxy (Cbz), 9-fluorenylmethyloxycarbonyl (Fmoc), acetyl (Ac), benzoyl (Bz), benzyl (Bn), p-methoxybenzyl (PMB), 3,4-dimethoxybenzyl (DMPM), p-methoxyphenyl (PMP),
 10 tosyl (Ts), 2,2,2-trichloroethoxycarbonyl (Troc), 2-trimethylsilylethoxycarbonyl (Teoc), and aryloxycarbonyl (Alloc).

10. A method for preparing the compound represented by
 15 formula 1a comprising the following steps as defined in the below reaction scheme 1:

preparing the compound represented by formula 2A by reacting the compound represented by formula 2 and the compound represented by formula 3 (step 1);

20 preparing the compound represented by formula 5 by reacting the compound represented by formula 2A prepared in step 1 and the compound represented by formula 4 (step 2);

preparing the compound represented by formula 7 by reacting the compound represented by formula 5 prepared in step 2 and the compound represented by formula 6 (step 3);

preparing the compound represented by formula 8 by reacting the compound represented by formula 7 prepared in step 3 and the compound represented by formula 2B under basic condition (step 4);

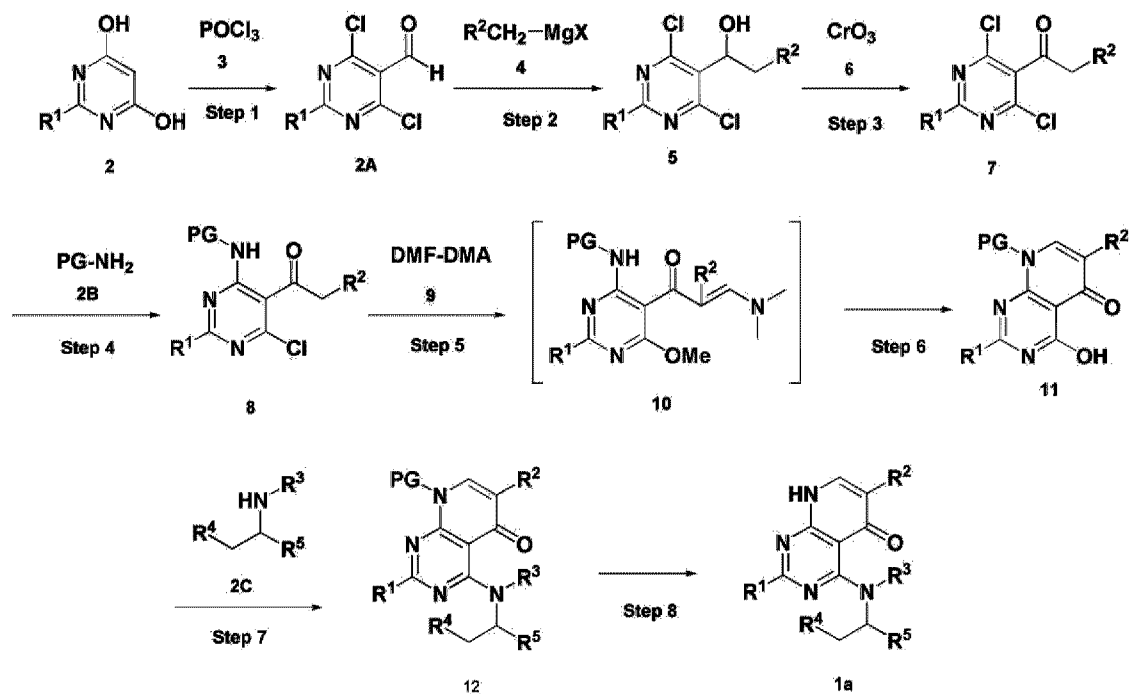
preparing the compound represented by formula 10 by reacting the compound represented by formula 8 prepared in step 4 and the compound represented by formula 9 (step 5);

preparing the compound represented by formula 11 by reacting the compound represented by formula 10 prepared in step 5 under acidic condition (step 6);

preparing the compound represented by formula 12 by reacting the compound represented by formula 11 prepared in step 6 and the compound represented by formula 2C (step 7); and

preparing the compound represented by formula 1a by eliminating the amine protecting group from the compound represented by formula 12 prepared in step 7 under acidic condition (step 8):

[Reaction Scheme 1]



wherein, in the reaction scheme 1,

X of $\text{R}^2\text{CH}_2\text{-MgX}$ is a halogen;

PG is amine protecting group;

5 R^1 , R^2 , R^3 , R^4 , and R^5 are as defined in claim 1.

11. A method for preparing the compound represented by formula 1b comprising the following steps as defined in the below reaction scheme 2:

10 preparing the compound represented by formula 15 by reacting the compound represented by formula 2A and the compound represented by formula 14 (step 1);

15 preparing the compound represented by formula 17 by reacting the compound represented by formula 15 prepared in step 1 and the compound represented by formula 16 (step 2);

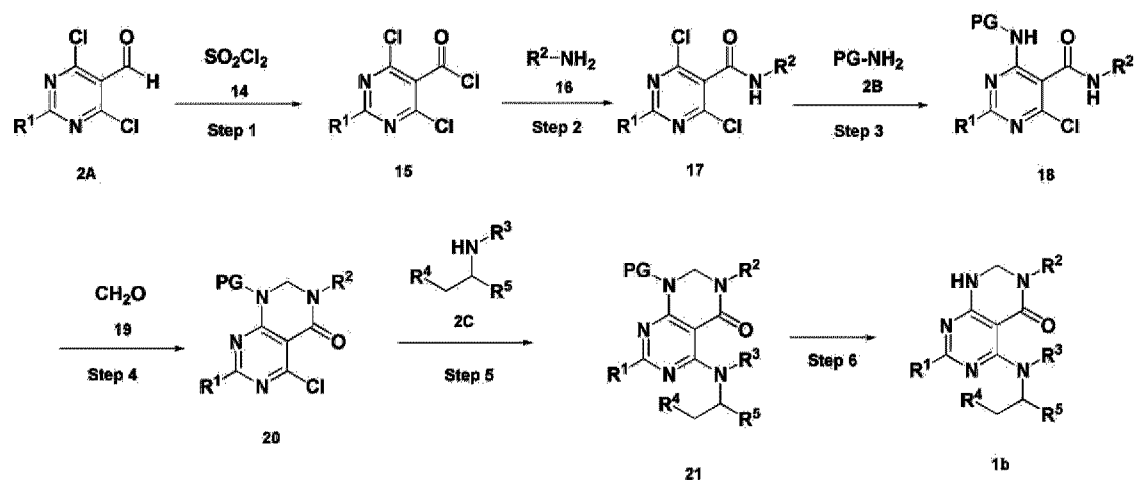
preparing the compound represented by formula 18 by reacting the compound represented by formula 17 prepared in step 2 and the compound represented by formula 2B (step 3);

preparing the compound represented by formula 20 by reacting the compound represented by formula 18 prepared in step 3 and the compound represented by formula 19 (step 4);

preparing the compound represented by formula 21 by reacting the compound represented by formula 20 prepared in step 4 and the compound represented by formula 2C under basic condition (step 5); and

preparing the compound represented by formula 1b by eliminating the amine protecting group from the compound represented by formula 21 prepared in step 5 under acidic condition (step 6):

[Reaction Scheme 2]



wherein, in the reaction scheme 2,

PG is amine protecting group;

R^1 , R^2 , R^3 , R^4 , and R^5 are as defined in claim 1.

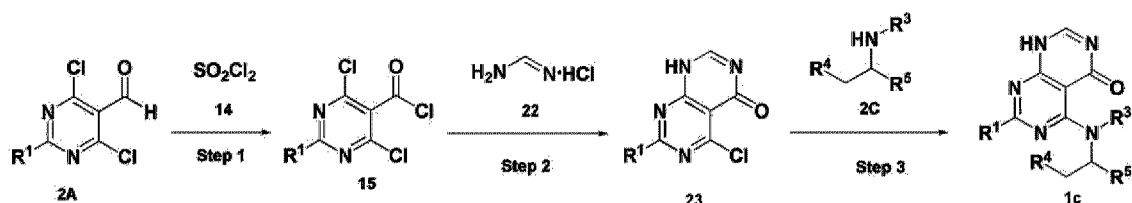
12. A method for preparing the compound represented by formula 1c comprising the following steps as defined in the below reaction scheme 3:

5 preparing the compound represented by formula 15 by reacting the compound represented by formula 2A and the compound represented by formula 14 (step 1);

preparing the compound represented by formula 23 by reacting the compound represented by formula 15 prepared in step 1 and the compound represented by formula 22 (step 2);
10 and

preparing the compound represented by formula 1c by reacting the compound represented by formula 23 prepared in step 2 and the compound represented by formula 2C under basic condition (step 3):
15

[Reaction Scheme 3]



wherein, in the reaction scheme 3,

R¹, R³, R⁴, and R⁵ are as defined in claim 1.

13. A pharmaceutical composition which comprises the compound represented by formula 1, the optical isomer

thereof, or the pharmaceutically acceptable salt thereof of any one of claims 1 to 8 and a diluent or excipient.

14. The pharmaceutical composition according to claim 13 for the prevention or treatment of PI3 kinase related disease.

15. The pharmaceutical composition for the prevention or treatment of PI3 kinase related disease according to claim 14, wherein the compound represented by formula 1, the optical isomer thereof, or the pharmaceutically acceptable salt thereof is characterized by the selective inhibition of PI3 kinase selected from the group consisting of PI3K α , PI3K β , PI3K δ , and PI3K γ .

16. The pharmaceutical composition for the prevention or treatment of PI3 kinase related disease according to claim 14, wherein the PI3 kinase related disease is selected from the group consisting of cancer, autoimmune disease, and respiratory disease.

17. The pharmaceutical composition for the prevention or treatment of PI3 kinase related disease according to claim 16, wherein the cancer is selected from the group consisting of hematological malignance, ovarian cancer, cervical cancer, breast cancer, colorectal cancer, liver

cancer, stomach cancer, pancreatic cancer, colon cancer, peritoneal metastasis, skin cancer, bladder cancer, prostate cancer, thyroid cancer, lung cancer, osteosarcoma, fibrous tumor, and brain tumor.

5

18. The pharmaceutical composition for the prevention or treatment of PI3 kinase related disease according to claim 16, wherein the autoimmune disease is selected from the group consisting of rheumatoid arthritis, systemic lupus erythematosus, multiple sclerosis, type 1 diabetes, hyperthyroidism, myasthenia, Crohn's disease, ankylosing spondylitis, psoriasis, autoimmune pernicious anemia, and Sjogren's syndrome.

15 19. The pharmaceutical composition for the prevention or treatment of PI3 kinase related disease according to claim 16, wherein the respiratory disease is selected from the group consisting of chronic obstructive pulmonary disease(COPD), rhinitis, asthma, chronic bronchitis, chronic inflammatory lung disease, silicosis, pulmonary sarcoidosis, pleurisy, alveolitis, vasculitis, emphysema, pneumonia, and bronchiectasis.

20 20. A health functional food composition which comprises the compound represented by formula 1, the optical isomer thereof, or the pharmaceutically acceptable

salt thereof of any one of claims 1 to 8 and a flavor or natural carbohydrate.

21. The health functional food composition according
5 to claim 20 for the prevention or improvement of PI3 kinase related disease.

22. The health functional food composition for the prevention or improvement of PI3 kinase related disease
10 according to claim 21, wherein the PI3 kinase related disease is selected from the group consisting of cancer, autoimmune disease, and respiratory disease.

23. A compound represented by formula 1, the optical
15 isomer thereof, or the pharmaceutically acceptable salt thereof as defined by any one of claims 1 to 8 for use in the prevention or treatment of PI3 kinase related disease.

24. The compound, optical isomer thereof, or
20 pharmaceutically acceptable salt thereof for use according to claim 23 wherein the compound represented by formula 1, the optical isomer thereof, or the pharmaceutically acceptable salt thereof is characterized by the selective inhibition of PI3 kinase selected from the group consisting
25 of PI3K α , PI3K β , PI3K δ , and PI3K γ .

25. The compound, optical isomer thereof, or pharmaceutically acceptable salt thereof for use according to claim 23 wherein the PI3 kinase related disease is selected from the group consisting of cancer, autoimmune
5 disease, and respiratory disease.

26. The compound, optical isomer thereof, or pharmaceutically acceptable salt thereof for use according to claim 25, wherein the cancer is selected from the group
10 consisting of hematological malignance, ovarian cancer, cervical cancer, breast cancer, colorectal cancer, liver cancer, stomach cancer, pancreatic cancer, colon cancer, peritoneal metastasis, skin cancer, bladder cancer, prostate cancer, thyroid cancer, lung cancer, osteosarcoma,
15 fibrous tumor, and brain tumor.

27. The compound, optical isomer thereof, or pharmaceutically acceptable salt thereof for use according to claim 25, wherein the autoimmune disease is selected
20 from the group consisting of rheumatoid arthritis, systemic lupus erythematosus, multiple sclerosis, type 1 diabetes, hyperthyroidism, myasthenia, Crohn's disease, ankylosing spondylitis, psoriasis, autoimmune pernicious anemia, and Sjogren's syndrome.

28. The compound, optical isomer thereof, or pharmaceutically acceptable salt thereof for use according to claim 25, wherein the respiratory disease is selected from the group consisting of chronic obstructive pulmonary disease(COPD), rhinitis, asthma, chronic bronchitis, chronic inflammatory lung disease, silicosis, pulmonary sarcoidosis, pleurisy, alveolitis, vasculitis, emphysema, pneumonia, and bronchiectasis.

29. A use of a compound represented by formula 1, the optical isomer thereof, or the pharmaceutically acceptable salt thereof as defined by any one of claims 1 to 8 for the prevention or treatment of PI3 kinase related disease.

30. A use of a compound represented by formula 1, the optical isomer thereof, or the pharmaceutically acceptable salt thereof as defined by any one of claims 1 to 8 for the manufacture of a medicament for the prevention or treatment of PI3 kinase related disease.

31. The use of the compound, optical isomer thereof, or pharmaceutically acceptable salt thereof according to claim 29 or 30 wherein the compound represented by formula 1, the optical isomer thereof, or the pharmaceutically acceptable salt thereof is characterized by the selective

inhibition of PI3 kinase selected from the group consisting of PI3K α , PI3K β , PI3K δ , and PI3K γ .

32. The use of the compound, optical isomer thereof,
5 or pharmaceutically acceptable salt thereof according to claim 29 or 30 wherein the PI3 kinase related disease is selected from the group consisting of cancer, autoimmune disease, and respiratory disease.

10 33. The use of the compound, optical isomer thereof, or pharmaceutically acceptable salt thereof according to claim 32, wherein the cancer is selected from the group consisting of hematological malignance, ovarian cancer, cervical cancer, breast cancer, colorectal cancer, liver
15 cancer, stomach cancer, pancreatic cancer, colon cancer, peritoneal metastasis, skin cancer, bladder cancer, prostate cancer, thyroid cancer, lung cancer, osteosarcoma, fibrous tumor, and brain tumor.

20 34. The use of the compound, optical isomer thereof, or pharmaceutically acceptable salt thereof according to claim 32, wherein the autoimmune disease is selected from the group consisting of rheumatoid arthritis, systemic lupus erythematosus, multiple sclerosis, type 1 diabetes,
25 hyperthyroidism, myasthenia, Crohn's disease, ankylosing

spondylitis, psoriasis, autoimmune pernicious anemia, and Sjogren's syndrome.

35. The use of the compound, optical isomer thereof,
5 or pharmaceutically acceptable salt thereof according to
claim 32, wherein the respiratory disease is selected from
the group consisting of chronic obstructive pulmonary
disease(COPD), rhinitis, asthma, chronic bronchitis,
chronic inflammatory lung disease, silicosis, pulmonary
10 sarcoidosis, pleurisy, alveolitis, vasculitis, emphysema,
pneumonia, and bronchiectasis.

[Formula 1]

