



US00D449640B2

(12) **United States Design Patent**
Grundy

(10) **Patent No.:** **US D449,640 S**

(45) **Date of Patent:** **** Oct. 23, 2001**

(54) **PROTECTIVE EYE WEAR**

(76) Inventor: **Richard B Grundy**, 240 Huntsman Rd., Norfolk, VA (US) 23502

(**) Term: **14 Years**

(21) Appl. No.: **29/137,940**

(22) Filed: **Mar. 5, 2001**

(51) **LOC (7) Cl.** **16-06**

(52) **U.S. Cl.** **D16/321; D16/326; D16/335; D16/337; D16/338**

(58) **Field of Search** **D16/101, 300-330, D16/335, 337, 338; D29/109, 110; 351/41, 44, 51, 52, 111, 119, 122, 123, 156-158; 2/429, 430, 432, 446-449**

(56) **References Cited**

U.S. PATENT DOCUMENTS

D. 118,732	*	1/1940	Brunetti	D16/326
D. 204,102	*	3/1966	McCulloch	D16/326
D. 204,816	*	5/1966	Boxer	D16/321
D. 286,891	*	11/1986	Anger	D16/337
D. 365,590		12/1995	Tseng	.	
D. 380,003		6/1997	Wiedner	.	
D. 387,083		12/1997	Stables	.	
D. 388,115	*	12/1997	Celaschi et al.	D16/338
D. 390,864	*	2/1998	Mage	D16/326
D. 399,238	*	10/1998	Simioni	D16/326
D. 424,596	*	5/2000	Weng	D16/326

D. 436,615	*	1/2001	Arnette	D16/321
D. 441,781	*	5/2001	Garneau	D16/326
4,603,442		8/1986	Barfield	.	
4,812,142		3/1989	Brodmann	.	
5,530,490		6/1996	Canavan	.	
5,642,178		6/1997	Leonardi et al.	.	

* cited by examiner

Primary Examiner—Raphael Barkai

(57) **CLAIM**

The ornamental design for a protective eye wear, as shown and described.

DESCRIPTION

FIG. 1 is a front elevational view of the protective eye wear of the present invention;

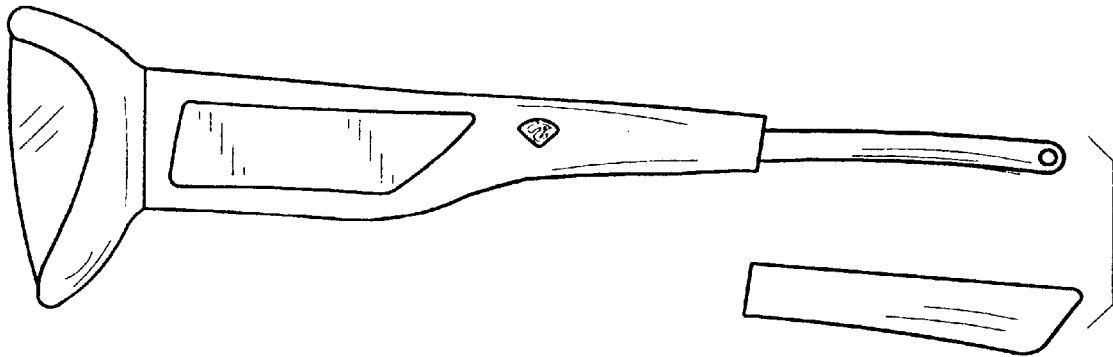
FIG. 2 is a rear elevational view of the protective eye wear of FIG. 1;

FIG. 3 is a right side elevational view of the protective eye wear of FIG. 1, the left view being a mirror image thereof; FIG. 4 is a top plan view of the protective eye wear of FIG. 1;

FIG. 5 is a bottom plan view of the protective eye wear of FIG. 1; and,

FIG. 6 is a right side elevational view in an alternate position (end piece removed exposing hole for securing of a neck strap) of the protective eye wear of FIG. 1, the left view being a mirror image thereof.

1 Claim, 3 Drawing Sheets






FIG. 1

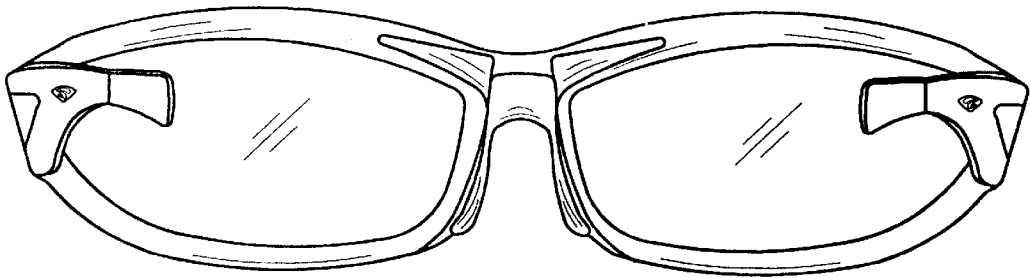


FIG. 2

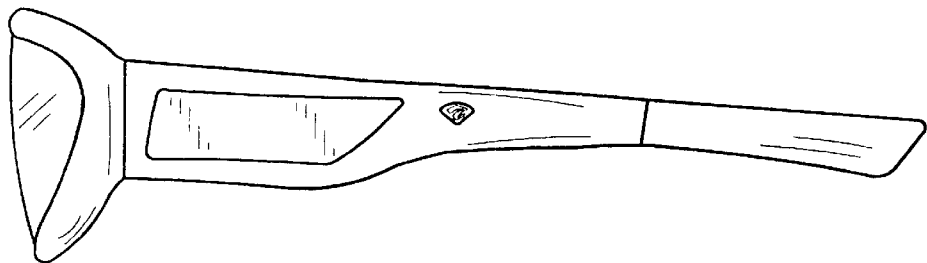


FIG. 3

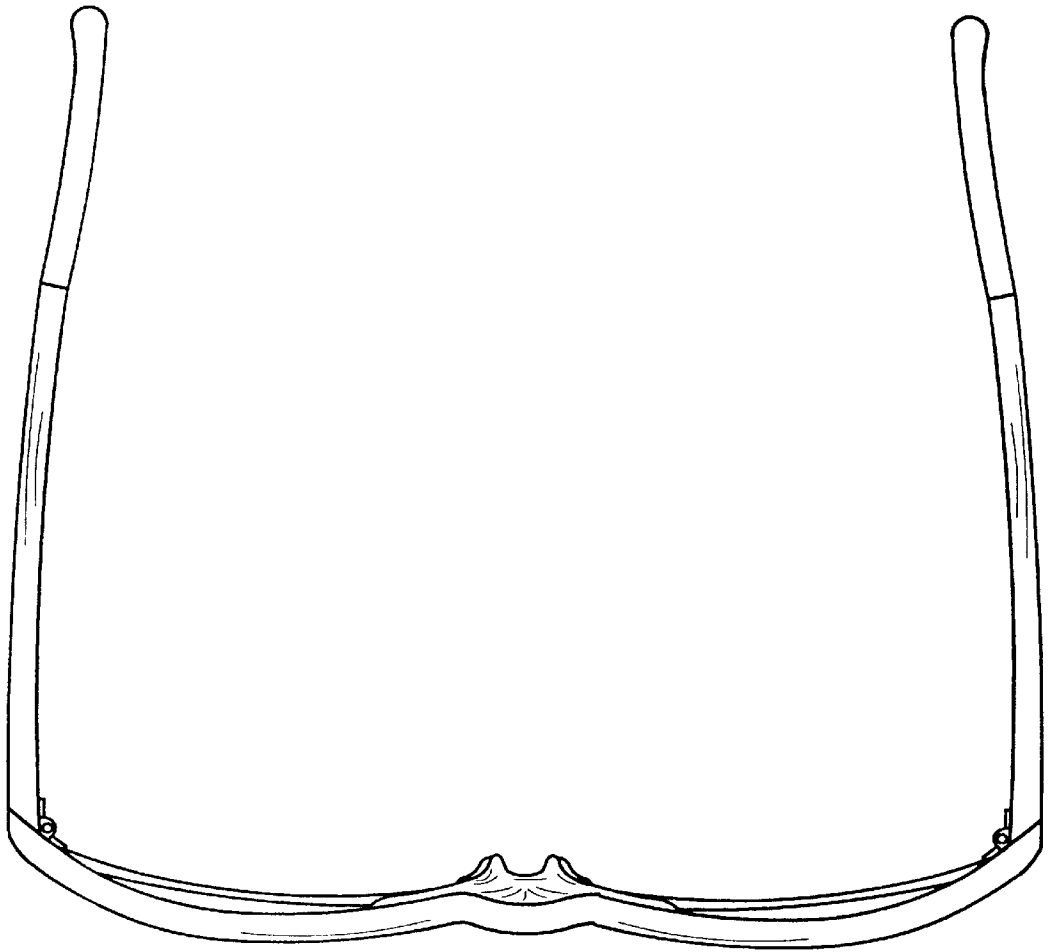


FIG. 4

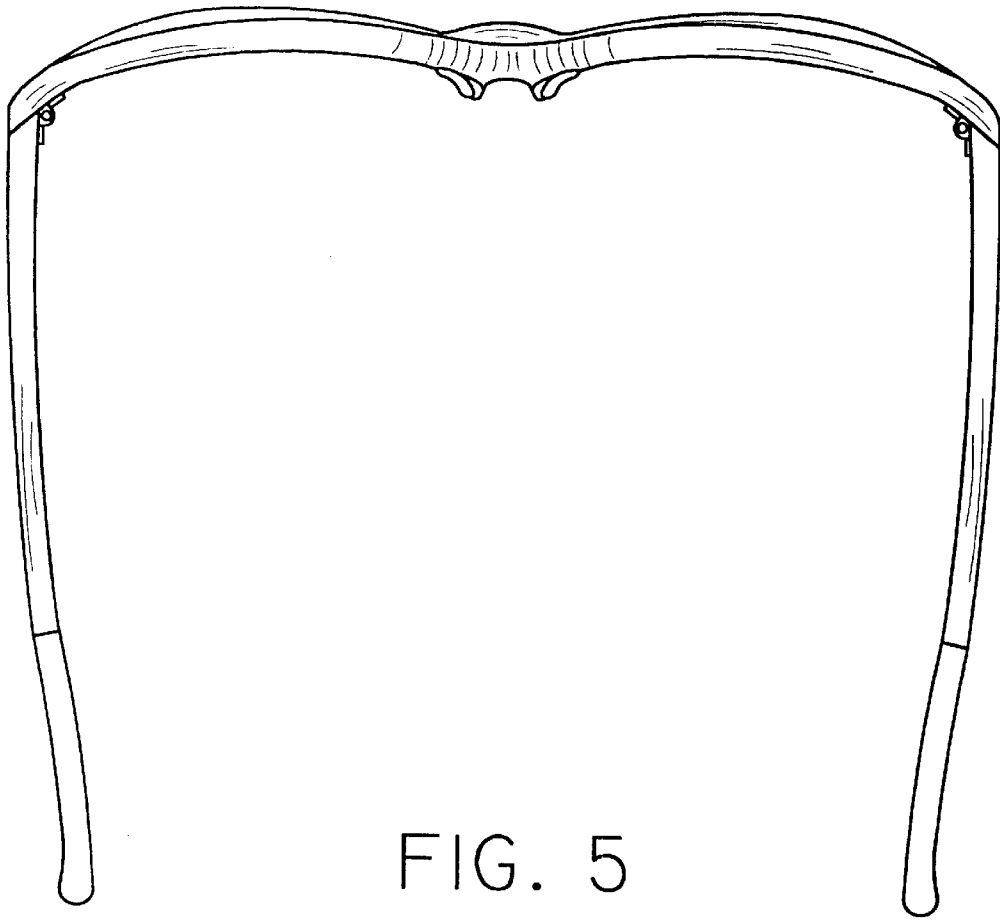


FIG. 5

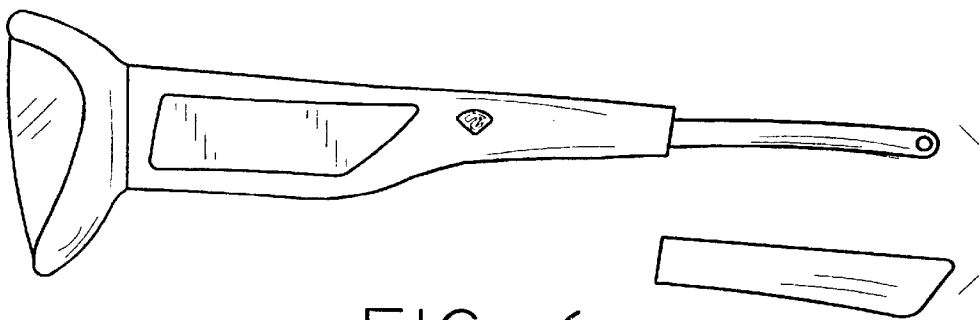


FIG. 6