



US00D700656S

(12) **United States Design Patent**  
**Schweig**

(10) **Patent No.:** **US D700,656 S**

(45) **Date of Patent:** **\*\* Mar. 4, 2014**

(54) **WRITING IMPLEMENT**

(75) Inventor: **Ulrich Schweig**, Hamburg (DE)

(73) Assignee: **J.S. Staedtler GmbH & Co. KG**,  
Nürnberg (DE)

(\*\*) Term: **14 Years**

(21) Appl. No.: **29/429,582**

(22) Filed: **Aug. 14, 2012**

(30) **Foreign Application Priority Data**

Feb. 14, 2012 (EM) ..... 001 991 142

(51) **LOC (10) Cl.** ..... **19-06**

(52) **U.S. Cl.**  
USPC ..... **D19/168**

(58) **Field of Classification Search**  
USPC ..... D14/411; D19/35, 36, 41-51, 53-58;  
24/11 F, 11 R, 11 P; 402/52, 99-109,  
402/192, 195, 196  
See application file for complete search history.

(56) **References Cited**

**U.S. PATENT DOCUMENTS**

D258,217 S *	2/1981	Sakaoka	.....	D19/49
D259,792 S *	7/1981	Itoh et al.	.....	D19/51
D261,010 S *	9/1981	Itoh	.....	D19/51
D265,740 S *	8/1982	Pook	.....	D19/36
D277,393 S *	1/1985	Oyabu	.....	D19/51
D280,737 S *	9/1985	Verhaegue	.....	D19/48
D286,547 S *	11/1986	Koizumi et al.	.....	D19/51
D286,648 S *	11/1986	Perrin	.....	D19/47
D286,790 S *	11/1986	Bove	.....	D19/50
D288,335 S *	2/1987	Regnault	.....	D19/49

D294,599 S *	3/1988	Funahashi et al.	.....	D19/48
D306,316 S *	2/1990	Shintani	.....	D19/36
D323,529 S *	1/1992	Rousseau	.....	D19/51
D330,217 S *	10/1992	Booker	.....	D19/48
D383,494 S *	9/1997	Polenberg	.....	D19/48
D458,305 S *	6/2002	Iwase et al.	.....	D19/43
D467,970 S *	12/2002	Pellissa Beneyto	.....	D19/43
D478,350 S *	8/2003	Furlong	.....	D19/43
D500,338 S *	12/2004	Kommer	.....	D19/43
D611,097 S *	3/2010	Liu	.....	D19/49
D611,098 S *	3/2010	Collin	.....	D19/49
D627,392 S *	11/2010	Graff	.....	D19/47
D628,633 S *	12/2010	Zhang	.....	D19/46
D650,442 S *	12/2011	Kim	.....	D19/48
D662,986 S *	7/2012	Liu	.....	D19/51
D668,293 S *	10/2012	Chen	.....	D19/49
D682,353 S *	5/2013	Kermoal et al.	.....	D19/48

\* cited by examiner

*Primary Examiner* — Elizabeth Albert

(74) *Attorney, Agent, or Firm* — Lucas & Mercanti, LLP;  
Klaus P. Stoffel

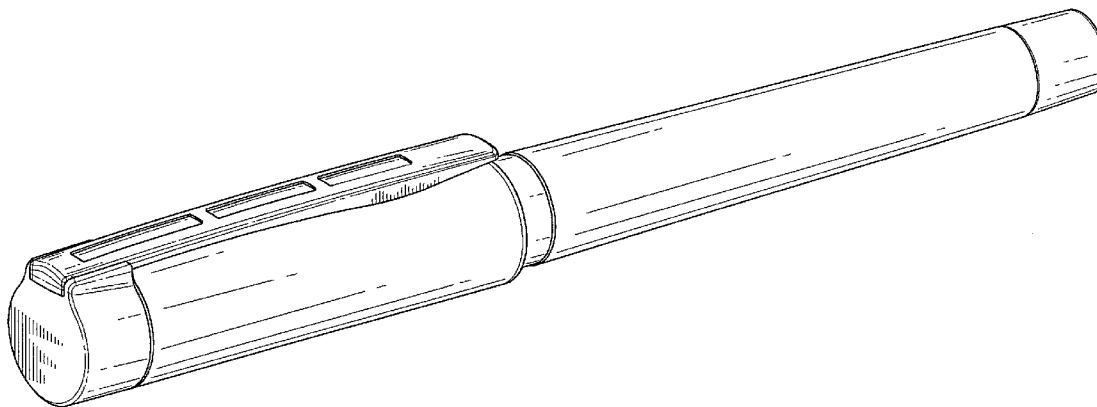
(57) **CLAIM**

The ornamental design for a writing implement, as shown and described.

**DESCRIPTION**

FIG. 1 is a perspective view of the writing implement of the present invention;  
FIG. 2 is a front view thereof;  
FIG. 3 is a side view thereof;  
FIG. 4 is another side view thereof;  
FIG. 5 is rear view thereof;  
FIG. 6 is a bottom view thereof; and,  
FIG. 7 is a top view thereof.

**1 Claim, 4 Drawing Sheets**



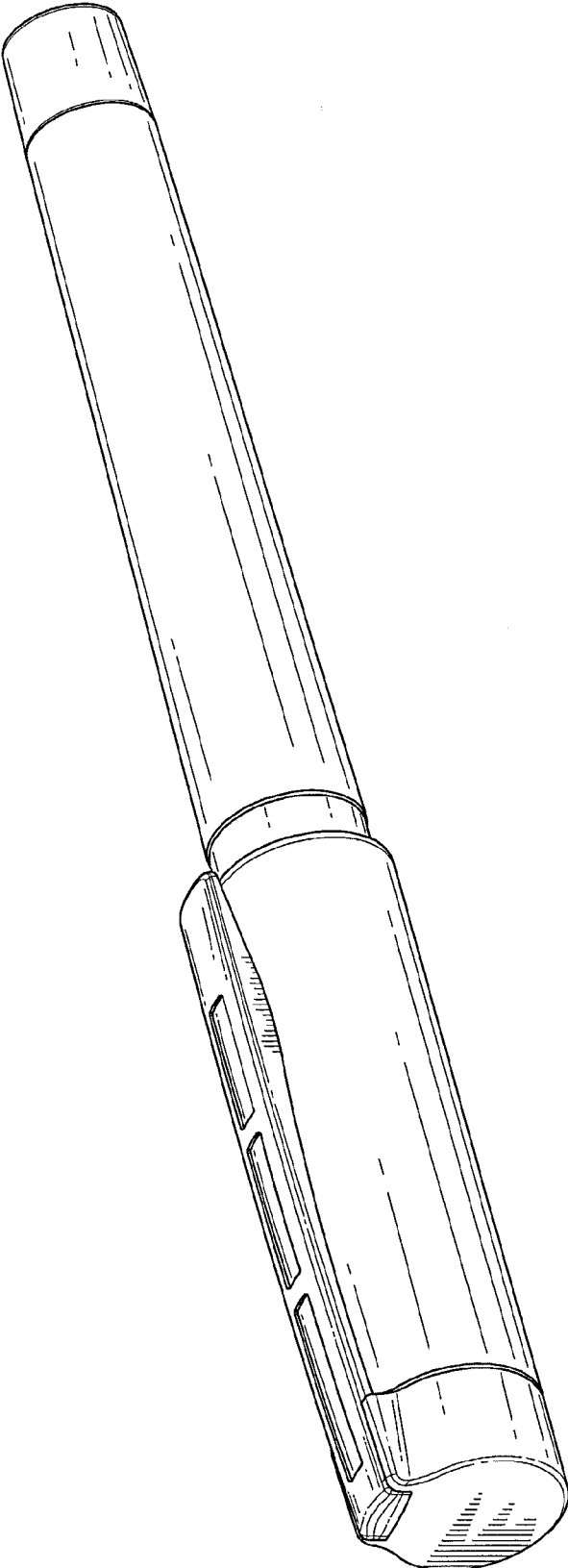


FIG. 1

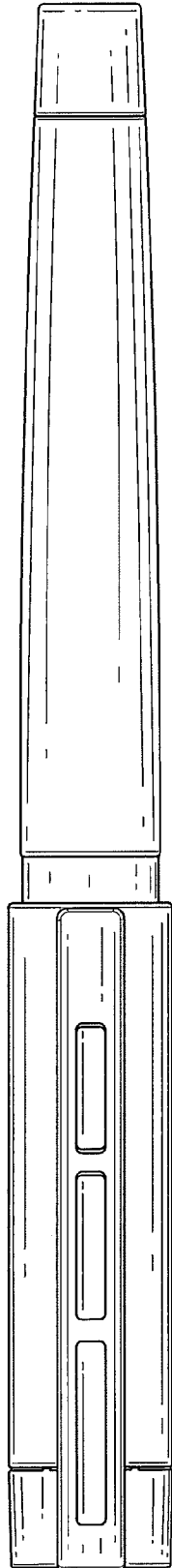


FIG. 2

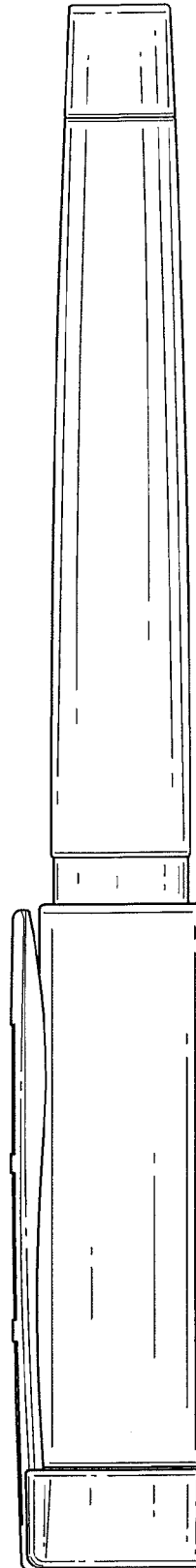


FIG. 3

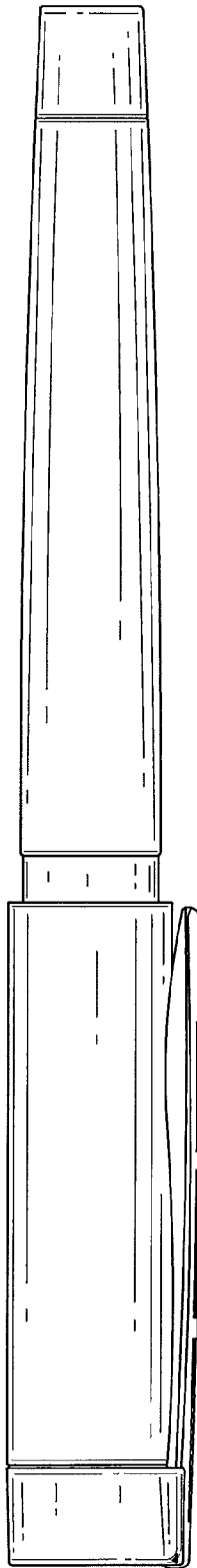


FIG. 4

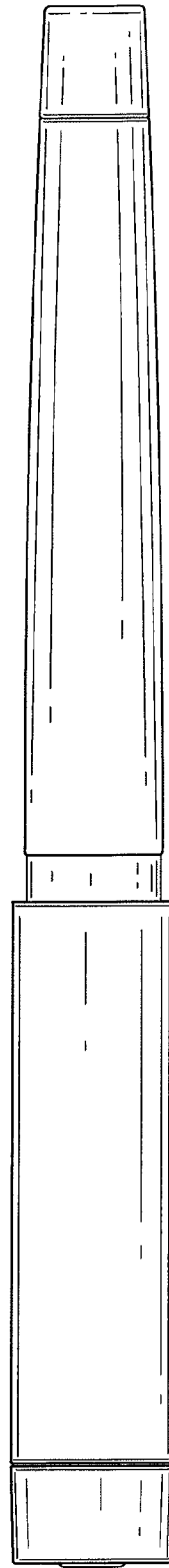


FIG. 5

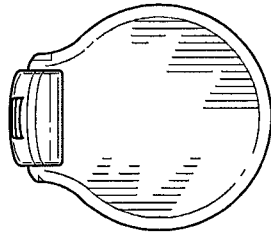


FIG. 7

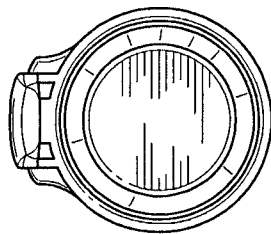


FIG. 6