A. BERGER.

REVERSIBLE GARMENT.

APPLICATION FILED AUG. 28, 1914.

1,224,704.

Patented May 1, 1917

3 SHEETS—SHEET 1.

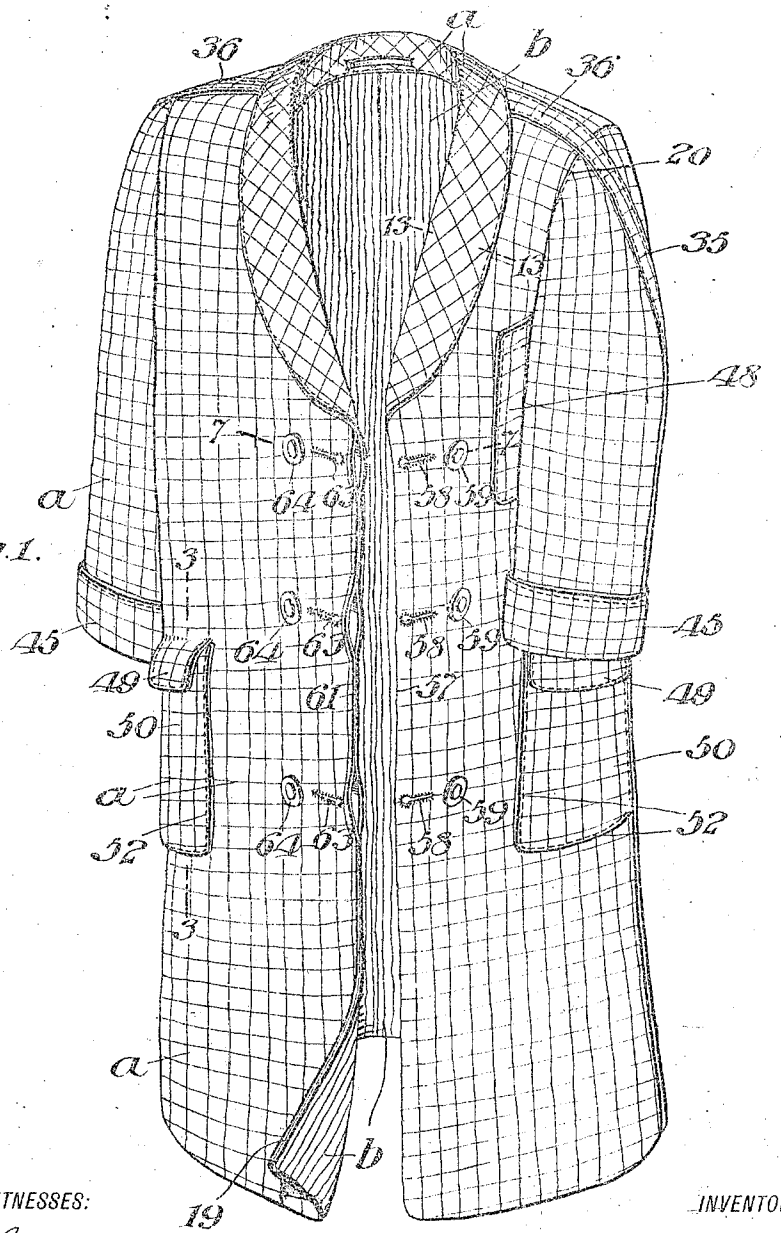

Fig. 1.

WITNESSES:

R. Schleicher.

William S. Atchison

INVENTOR:

Adolf Berger;

BY

Jos. C. Wolcamith

ATTORNEY

A. BERGER.

REVERSIBLE GARMENT.

APPLICATION FILED AUG. 28, 1914.

1,224,704.

Patented May 1, 1917

3 SHEETS—SHEET 2.

Fig. 13.

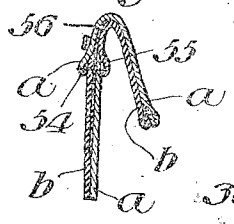

Fig. 2.

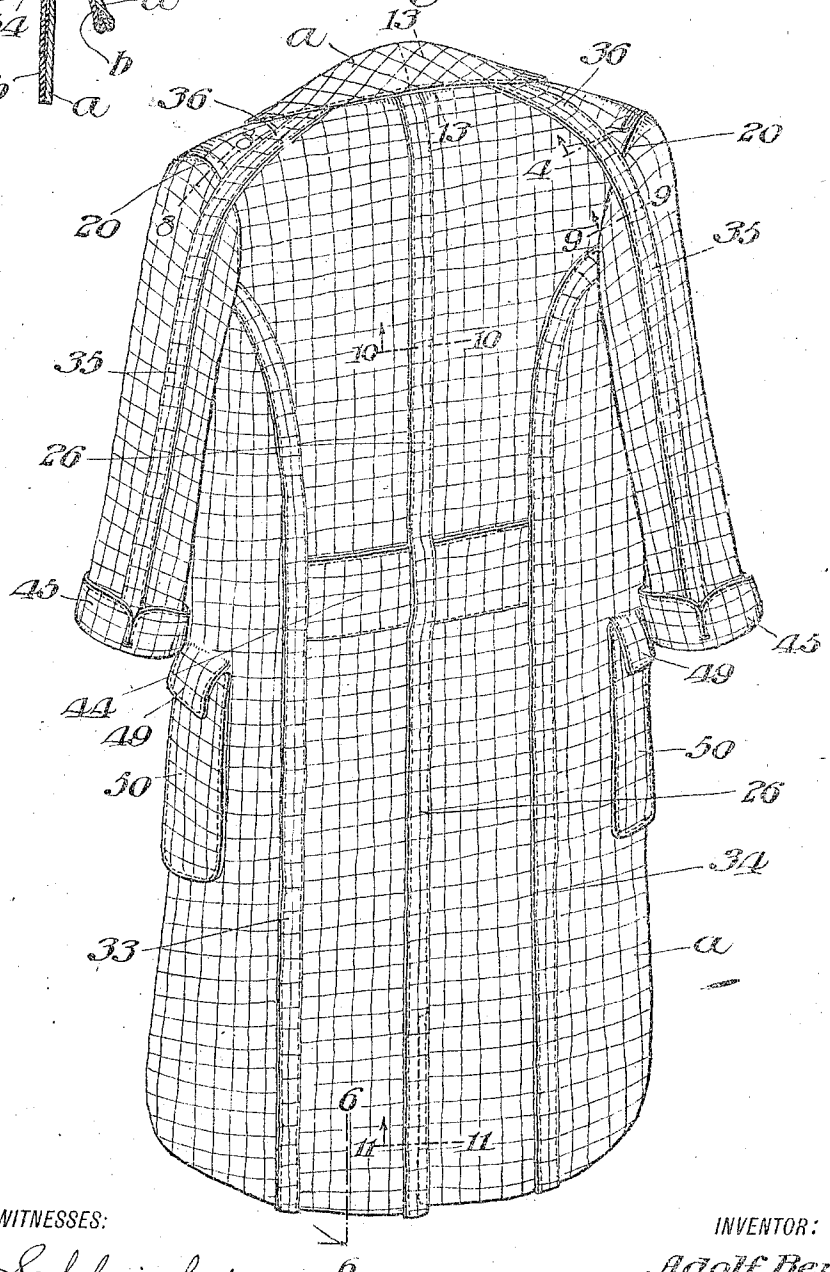

WITNESSES:

R. Schleicher

William A. Atkinson

INVENTOR:

Adolf Berger;

BY

Jno C. Wolcomsmith

ATTORNEY

A. BERGER.

REVERSIBLE GARMENT.

APPLICATION FILED AUG. 28, 1914.

1,224,704.

Patented May 1, 1917.

3 SHEETS—SHEET 3.

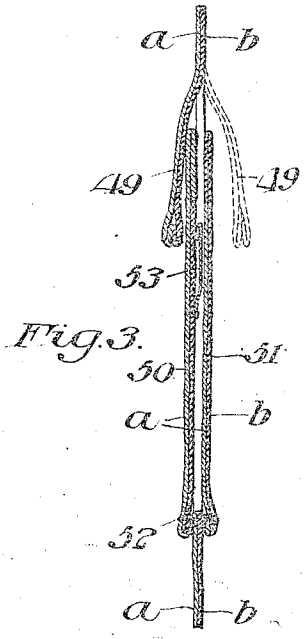

Fig. 3.

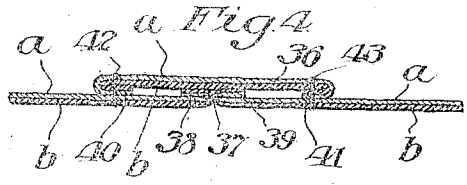

Fig. 4.

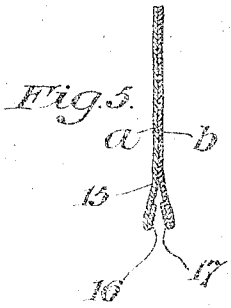

Fig. 5.

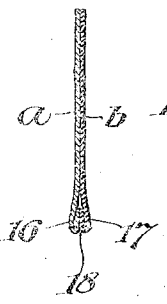

Fig. 6.

Fig. 12.

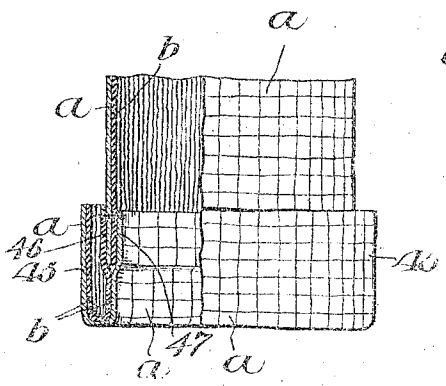



Fig. 7.

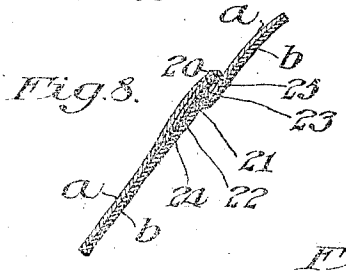

Fig. 8.



Fig. 10.

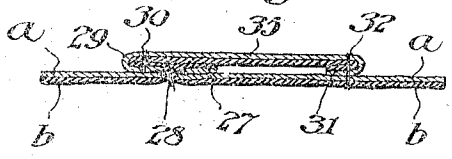

Fig. 9.

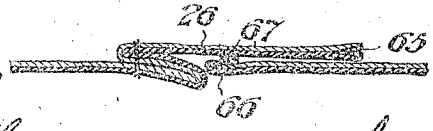

Fig. 11.

WITNESSES:

R. Schleicher

William S. Atchison

INVENTOR:

Adolf Berger:

BY

Jas. C. Wobensmith

ATTORNEY

UNITED STATES PATENT OFFICE.

ADOLF BERGER, OF PHILADELPHIA, PENNSYLVANIA, ASSIGNOR OF ONE-HALF TO BERNHARD GOTTLIEB, OF PHILADELPHIA, PENNSYLVANIA.

REVERSIBLE GARMENT.

1,224,704. Specification of Letters Patent. Patented May 1, 1917.

Application filed August 28, 1914. Serial No. 859,011.

To all whom it may concern:

Be it known that I, ADOLF BERGER, a subject of the Emperor of Austria-Hungary, at present residing at Philadelphia, in the county of Philadelphia and State of Pennsylvania, have invented certain new and useful Improvements in Reversible Garments, of which the following is a specification.

My invention relates to a reversible garment, that is to say to a garment which may be worn either side out, having differences of surface pattern and also differences of ornamentation on its respective sides, such as plain or strap seams, belts, cuffs, collars, etc. The object of my invention is to provide a reversible garment which is relatively simple in construction, which can be readily and quickly reversed by the user, and which will at all times hold its shape owing to the preferred manner of construction. More specifically considered my invention contemplates the employment of double faced fabric in its construction, and on account of the necessary absence of lining, which absence precludes the use of the usual means of reinforcement and stiffening, and my invention therefore contemplates novel means for reinforcing and stiffening the garment where required.

The nature and characteristic features of my invention will be more readily understood from the following description taken in connection with the accompanying drawings forming part hereof, in which—

Figure 1 is a front view of a reversible overcoat embodying the main features of my invention;

Fig. 2 is a rear view thereof;

Fig. 3 is a vertical section taken on the line 3—3 of Fig. 1, illustrating the preferred manner of forming a pocket in the garment where it is desired that said pocket shall be accessible from either side;

Fig. 4 is a section of the shoulder seam shown in Fig. 2, the section being taken on the line 4—4 thereof;

Fig. 5 is a section of the lower edge seam in the process of formation;

Fig. 6 is a similar view of said edge seam in completed condition, the section being taken on the line 6—6 of Fig. 2;

Fig. 7 is a section taken on the line 7—7 of Fig. 1 illustrating the preferred manner of forming the button and button-hole arrangement;

Fig. 8 is a section taken on the line 8—8 of Fig. 2 illustrating the preferred manner of joining the sleeve to the shoulder;

Fig. 9 is a section taken on the line 9—9 of Fig. 2 illustrating the preferred formation of the sleeve seam;

Fig. 10 is a section taken on the line 10—10 of Fig. 2 illustrating the preferred formation of the back seams;

Fig. 11 is a section taken on the line 11—11 of Fig. 2 illustrating the formation of the overlapping slit portion at the lower back of the coat;

Fig. 12 is a view partly in section and partly in elevation illustrating the preferred manner of forming a cuff at the end of a sleeve or the like, and

Fig. 13 is a section taken on the line 13—13 of Fig. 2 illustrating the preferred manner of forming the collar and joining the same to the main body of the garment.

Referring to the drawings, the particular embodiment of my invention therein shown comprises a reversible overcoat having a plaid surface pattern on one side and a plain surface pattern on the other. As before stated the garment is preferably made from a double faced fabric, which fabric as is well known usually comprises two weaves joined together by occasional warp or weft threads which do not necessarily form part of the pattern of either weave. Throughout the drawings the two weaves are indicated by the reference letters *a* and *b*, the letter *a* indicating the plaid design weave and the letter *b* indicating the plain design weave, this designation however being merely arbitrary for the purpose of illustration. It should first be understood that this fabric is so woven that where desired the two weaves may be separated by severing the joining warp or weft threads for the purpose of making the seams or finished edges as will appear more fully hereinafter. This feature may be best illustrated by a consideration of Figs. 5 and 6 in which the manner of forming a plain finished edge is illustrated. As there shown the two weaves *a* and *b* are separated from each other extending from the point 15 and the respective free ends 16 and 17 are inturned as shown in Fig. 5 after which the ends are sewed together as at 18 in Fig. 6 to form the finished edge 19 as shown in Fig. 1.

In Fig. 8 is shown the manner of forming

a plain seam, such for example the seam 20 (Fig. 2) for joining the sleeve to the shoulder. In this instance the two weaves *a* and *b* of one portion (in this case the sleeve) of the garment is split or separated as before described and the single weave *b* of the sleeve portion is sewed as at 21 to the two weaves *a* and *b* of the shoulder portion the respective free ends 22 and 23 being turned back and laid flat, after which the end 24 of the weave *a* is turned in and the finished edge thus formed is sewed as at 25 to the shoulder portion of the garment.

It will of course be understood that seams of the character just described might be used throughout the garment for joining the various portions to each other, but this would result in a garment which would quickly lose its shape through stretching, etc. To overcome this difficulty certain of the main seams are constructed with a view to reinforcing and stiffening the entire garment. For example, the main back seam 26 is made as shown in Fig. 10, the one portion being joined near its back turned end 27 to the other portion by sewing as at 28, part of the other portion being laid back away from the sewing 28 then bent to form an edge 29 which may be permanently established by sewing as at 30, the fabric being then carried over the seam proper and having its end 31 turned in and sewed to the garment as at 32. The result of the foregoing arrangement is an integrally formed strap seam which will serve as a stay to effectually reinforce the garment in much the same way as the usual interlining in single face garments. The other seams 33 and 34 on the back of the garment may be similarly formed and for the same purpose, as may also the sleeve seams 35 shown in section in Fig. 9.

The material of which the sleeve seam 35 is formed extends integrally over the shoulder as at 36 and terminates under the collar, thus transmitting and distributing the strain from the weight of the sleeve. The structure of the garment at the part where the portion 36 extends over the shoulder is shown in section in Fig. 4. It will be seen that the two portions of the main body of the garment are brought together and sewed as at 37, the free ends 38 and 39 being laid back flat and covered by the strap 36 which as before stated is an integral extension of the sleeve strap seam 35. The free ends 40 and 41 of the portion 36 are turned under and the portion 36 is sewed to the main body of the garment along each edge as at 42 and 43. It will be seen that on the plain surfaced side of the garment the seams just described present a plain appearance while on the plaid or figured side of the garment the effect is of strap seams, in each instance entirely consistent and harmonious in design. Other ornamental features may be employed such for example as the belt strap 44 which is patched on the back of the plaid or figured side of the garment.

Attention will now be directed to the preferred manner of forming the ends of the sleeves. While of course the ends of the sleeves could be finished in the same manner as the bottom or other edges of the garment, it is preferable however to provide a cuff finish so that the inner side of the garment will not be readily apparent at the ends of the sleeves. For this purpose the cuff proper 45 is formed of a piece of the fabric having the respective weaves *a* and *b* reversed with respect to the corresponding weaves of the sleeve. The inner end of the cuff portion 45 has its two weaves separated and the two ends thus formed are sewed to the end of the sleeve one on each side 46 and 47 as shown in Fig. 12. This results in a cuff which may be readily turned when the coat is reversed and which in each instance will be of the surface pattern corresponding to that of the exposed side of the garment.

The pockets may be patched on where desired, as for example the pocket 48 which forms an outside pocket when the side of the garment upon which it is mounted is worn outward and an inside pocket when this side is worn inward. Where however it is desired to provide a pocket which will be directly accessible from the outside when either side is worn outward, the construction shown in section in Fig. 3 is employed. In this instance the material of the garment where the pocket is located is cut away, sufficient being left to form the flap 49 the edges of which may be finished as before described in connection with Figs. 5 and 6. Over the aperture formed where the material is cut away, on each side of the garment, a piece of material (50 and 51 respectively) is patched, being sewed along the sides and bottom as at 52 the edges being turned in, and the faces of each piece 50 and 51 being exposed to correspond with the respective patterns of the faces of the garment upon which they are mounted. It will be seen that the flap 49 may be pushed through above the top of the pocket and worn on either side or slipped into the pocket itself if desired. A coin pocket 53 may be sewed inside the larger pocket if wanted.

The preferred manner of forming the collar is shown in Fig. 13 and is similar to the manner of forming the cuff hereinbefore described. A piece of the material of the proper shape has its ends 54 and 55 separated and then sewed on the body of the garment with the surfaces reversed with respect thereto so as to provide the proper exposed surface when the collar is folded down on either side as the case may be. A piece of crinoline or other suitable stiffen-

ing material 56 may be inserted to establish a permanent turning edge and to hold the collar in shape when worn.

The garment is preferably made with the front buttoning in a double breasted effect when the plaid side *a* is worn outward, and with a fly front effect when the plain side is worn outward. The manner of accomplishing this result is shown in section in Fig. 7. Along one front edge 57 the button holes 58 extend entirely through the fabric. Behind each button hole 58 is a button 59 on the plaid side of the garment and a button 60 on the plain side of the garment. The other front edge 61 is formed into a fly by separating the two weaves and sewing a lining 62 into the pocket thus formed. The button holes 63 extend only through the weave *a* and the fly lining 62 thereof. Behind the button holes 63 on the plaid side of the garment are mounted the buttons 64. When the plaid side of the garment is worn outward the buttonholes 58 engage the buttons 64 and the ornamental buttons 59 complete the double breasted effect, while when the plain side of the garment is worn outward the button holes 63 engage the buttons 60 and the plain fly front is obtained. The buttons 59 being merely ornamental may be omitted if desired.

The manner of forming the usual slit portion at the lower back portion of the coat is shown in section in Fig. 11. This in reality is but a continuation of the strap seam 26 in which however the two parts of the garment are not permanently united by the sewing 28, but on the contrary the edge 65 of the overlapping strap portion is finished in any preferred manner as is likewise the edge 66 of the other portion. A snap button 67 of the usual type may be used to unite the overlapping parts when desired.

It will be seen that there is thus provided a reversible garment of a relatively simple yet strong construction and which will maintain its shape notwithstanding the absence of lining and other means usually employed in single face garments for this purpose. Furthermore it will be observed that the structural features are so incorporated as to harmoniously blend with the design, it being apparent that when the plain side of the garment is exposed the appearance is smooth and quiet in taste, while when the plaid or figured side is worn exposed the strap seams and other structural features will be entirely consistent.

Having thus described the nature and characteristic features of my invention, what I claim as new and desire to secure by Letters Patent is:

1. A reversible coat adapted to be worn with either side exposed and made of a single double-faced fabric and comprising parts having split and inturned edges and seams joining said inturned edges whereby the finished appearance on both sides of the coat is maintained.

2. A reversible garment made from a double faced single fabric and having integrally formed strap seams on one side and plain seams on the opposite side, one side exposing throughout one face of the fabric, and the opposite side exposing throughout the opposite face of the fabric.

3. A reversible garment made from a double-faced single fabric having differently formed seams on opposite sides and adapted to be worn with either face of the fabric exposed, one side of the garment being of a design different from that of the opposite side.

4. A reversible garment adapted to be worn with either side exposed made from a double faced single fabric separable into two component weaves, and having seams formed by separating said material and lapping the separated portions over other portions of the garment and sewing the same thereto.

In testimony whereof, I have hereunto signed my name in the presence of two witnesses.

ADOLF BERGER.

Witnesses:
BERNHARD GOTTLIEB,
DERSÖ BERGER.