

(12) INTERNATIONAL APPLICATION PUBLISHED UNDER THE PATENT COOPERATION TREATY (PCT)

(19) World Intellectual Property Organization  
International Bureau



(43) International Publication Date  
6 June 2002 (06.06.2002)

PCT

(10) International Publication Number  
WO 02/45316 A2

- (51) International Patent Classification<sup>7</sup>: H04L [CN/US]; 500 Old Oak Circle, Algonquin, IL 60102 (US). **GLADWIN, Stephen, Christopher** [US/US]; 2001 West Wabansia Avenue, #301, Chicago, IL 60647 (US). **DENKINGER, Troy, Steven** [US/US]; 4516 N. Malden Street, Apt G, Chicago, IL 60640 (US). **FRANKLIN, Timothy, Scott** [US/US]; 37 Fieldstone Drive, Lake Villa, IL 60046 (US). **CLIFONE, Bart, Richard** [US/US]; 3246 North Clifton Avenue, Chicago, IL 60657 (US). **WALSH, Anne, Marie** [US/US]; 5855 Magnolia Avenue, Chicago, IL 60660 (US). **SPURGAT, Jeffrey, Jonathan** [US/US]; 7117 New Washburn Way, Madison, WI 53719 (US).
- (21) International Application Number: PCT/US01/44146
- (22) International Filing Date: 6 November 2001 (06.11.2001)
- (25) Filing Language: English
- (26) Publication Language: English
- (30) Priority Data: 60/247,492 10 November 2000 (10.11.2000) US
- (74) Agents: **PANIAGUAS, John, S.** et al.; Katten Muchin Zavis, 525 W. Monroe Street, Suite 1600, Chicago, IL 60661 (US).
- (71) Applicant (for all designated States except US): **FULL AUDIO CORPORATION** [US/US]; 247 South State Street, Chicago, IL 60604 (US).
- (81) Designated States (national): AE, AG, AL, AM, AT, AU, AZ, BA, BB, BG, BR, BY, BZ, CA, CH, CN, CO, CR, CU, CZ, DE, DK, DM, DZ, EC, EE, ES, FI, GB, GD, GE, GH, GM, HR, HU, ID, IL, IN, IS, JP, KE, KG, KP, KR, KZ, LC, LK, LR, LS, LT, LU, LV, MA, MD, MG, MK, MN, MW, MX, MZ, NO, NZ, PH, PL, PT, RO, RU, SD, SE, SG, SI,
- (72) Inventors; and
- (75) Inventors/Applicants (for US only): **BI, Depeng**

[Continued on next page]

(54) Title: DIGITAL CONTENT DISTRIBUTION AND SUBSCRIPTION SYSTEM

(57) Abstract: A digital content distribution and subscription system for digital data files, such as digital audio and video data files, which provides subscribers, for example, with music or video from locally-stored digital files or on demand for a fee. The system may optionally provide streaming digital data as well as locally-stored digital files. After registration onto the system, a subscriber may select from a relatively wide variety of available digital content, for example, music content ripped from a high-quality digital source to provide relatively consistent digital quality to subscribers. In one exemplary implementation, subscribers may subscribe to a predetermined number of songs slots for a period of time, for example, about 200-400 song slots per month. The subscriber may then select songs from various playlists which causes encrypted digital audio files for the selected music to be downloaded to the subscribers' PC. A license key is downloaded to the subscribers' PC to "unlock" the selected songs to enable them to be decoded and played on the subscriber's personal computer or remote audio equipment for a predetermined time period. At the expiration of the predetermined time period, the license key expires, thereby preventing further playback of the encrypted audio data files. The selections of each subscriber are tabulated for the purpose of royalty tracking and payment of an appropriate license fee to the holders of copyright rights for the selections. The system may also be used to provide additional digital information, such as special events which may be live or pre-recorded. The digital content distribution and subscription system includes a digital content management system, a system for token-based authentication allowing secure data retrieval and a royalty administration system. The digital content management system manages the amount of digital content data delivered to a client over a predetermined period. The server manages the number client access devices, such as personal computers (PC), which can access the digital content over a predetermined time period. The token-based authentication system The token-based authentication system provides for anonymous authentication that does not require knowledge of the individual user requesting the download of digital content data or real-time access to user account information. Instead, the token-based authentication system embeds the authentication information, or token, in the download request information itself. In this way, the download or content server authenticates the download request using the token contained in the download request information and therefore does not require any additional information to carry out this authentication, such as access to user account information. The royalty administration system operates as part of a digital content subscription service to track usage of digital content, for example, music, by subscribers of the digital content subscription service and to calculate royalty payments to, for example, publishing and performance rights holders of the digital music. The digital content subscription service makes available to subscribers a plethora of, for example, digital music. Legally a music subscription service is required to compensate rights holders of the digital content for use of their works. In order to accurately provide compensation, the digital content subscription service must track usage of the digital music by subscribers of the digital content subscription service. The digital content subscription service also maintains accurate information on the rights holders of the digital music in order to facilitate calculation of royalty payments. With the digital music usage information and the rights holder information, the digital content subscription service is able to effectively and accurately calculate payment to the di

WO 02/45316 A2



SK, SL, TJ, TM, TR, TT, TZ, UA, UG, US, UZ, VN, YU, ZA, ZW.

**(84) Designated States (regional):** ARIPO patent (GH, GM, KE, LS, MW, MZ, SD, SL, SZ, TZ, UG, ZW), Eurasian patent (AM, AZ, BY, KG, KZ, MD, RU, TJ, TM), European patent (AT, BE, CH, CY, DE, DK, ES, FI, FR, GB, GR, IE, IT, LU, MC, NL, PT, SE, TR), OAPI patent (BF, BJ, CF, CG, CI, CM, GA, GN, GQ, GW, ML, MR, NE, SN, TD, TG).

**Published:**

— *without international search report and to be republished upon receipt of that report*

*For two-letter codes and other abbreviations, refer to the "Guidance Notes on Codes and Abbreviations" appearing at the beginning of each regular issue of the PCT Gazette.*

## DIGITAL CONTENT DISTRIBUTION AND SUBSCRIPTION SYSTEM

5

### BACKGROUND OF THE INVENTION

#### Field of the Invention

The present invention relates to a digital content distribution and subscription system for digital data files, such as digital, audio or video files, which provides users or subscribers, with, for example, music or video, either streaming data files or locally stored digital files, for a fee.

10

#### Description of the Prior Art

There is an ever-increasing amount of audio and video content, available as digital computer files, for example, in MP3 format, like those found at [www.mp3.com](http://www.mp3.com) or as streaming digital audio content, for example, as disclosed in U.S. Patent No. 5,579,430. These new types of audio content can be played on a personal computer with a sound card, but cannot be played on a radio or stereo that is designed to receive and amplify analog audio signals. Although there are several techniques for converting digital audio content to an analog signal so that it can be used by an analog amplifier, these techniques are known to interfere with the operation of the host PC and require the host PC for the selection and control of the audio files.

20

Digital audio content is currently available from a number of sources on the Internet. Both streaming audio data as well as stored digital audio files in various formats, such as MP3, are available. In particular, various Internet radio stations are known to provide streaming audio data that is amenable to being played on various streaming audio players. Some streaming audio players are normally under the control of the host PC and thus tie up the host PC while music is being played. Moreover, the song quality of such streaming audio players is relatively low. As such, attempts have been made to provide an interface between the host PC and a conventional stereo. One such interface is available from [AudioRequests.com](http://AudioRequests.com). Although such an interface

25

5 improves the broadcast sound quality of the music, the system only enables users to play streaming audio files that are broadcast on the Internet.

In order to provide users more capability to select music over the Internet, a number of websites have been developed which provide users the capability to select among various stored digital music files. One example of such a website is the Napster website. The Napster website  
10 allowed users to download digital music files from other users that were logged onto the Napster website at the time the request is made. The Napster website did not locally store digital audio files, but merely allowed searches of other user's computers logged onto Napster which matched the requested song. Unfortunately, the quality of the digital audio files varied. Also, digital audio files were only available when other users are logged onto the Napster website. In  
15 addition, the Napster model was adjudged to involve illegal copying of copyrighted music works. Thus, there is a need to provide a system for providing digital audio files with a consistent quality without violating copyright laws.

#### **SUMMARY OF THE INVENTION**

20 The present invention relates to a digital content distribution and subscription system for digital data files, such as digital audio and video data files, which provides subscribers, for example, with music or video from locally-stored digital files or on demand for a fee. The system may optionally provide streaming digital data as well as locally-stored digital files. After registration onto the system, a subscriber may select from a relatively wide variety of available  
25 digital content, for example, music content ripped from a high-quality digital source to provide relatively consistent digital quality to subscribers. In one exemplary implementation, subscribers may subscribe to a predetermined number of songs slots for a period of time, for example, about 200-400 song slots per month. The subscriber may then select songs from various playlists which causes encrypted digital audio files for the selected music to be downloaded to the  
30 subscribers's PC. A license key is downloaded to the subscribers' PC to "unlock" the selected songs to enable them to be decoded and played on the subscriber's personal computer or remote audio equipment for a predetermined time period. At the expiration of the predetermined time period, the license key expires, thereby preventing further playback of the encrypted audio data files. The selections of each subscriber are tabulated for the purpose of royalty tracking and  
35 payment of an appropriate license fee to the holders of copyright rights for the selections. The

5 system may also be used to provide additional digital information, such as special events which may be live or pre-recorded. The digital content distribution and subscription system includes a digital content management system, a system for token-based authentication allowing secure data retrieval and a royalty administration system.

10 The digital content management system manages the amount of digital content data delivered to a client over a predetermined period. The server manages the number client access devices, such as personal computers (PC), which can access the digital content over a predetermined time period.

15 The token-based authentication system The token-based authentication system provides for anonymous authentication that does not require knowledge of the individual user requesting the download of digital content data or real-time access to user account information. Instead, the token-based authentication system embeds the authentication information, or token, in the download request information itself. In this way, the download or content server authenticates the download request using the token contained in the download request information and therefore does not require any additional information to carry out this authentication, such as  
20 access to user account information.

The royalty administration system operates as part of a digital content subscription service to track usage of digital content, for example, music, by subscribers of the digital content subscription service and to calculate royalty payments to, for example, publishing and performance rights holders of the digital music. The digital content subscription service makes  
25 available to subscribers a plethora of, for example, digital music. Legally a music subscription service is required to compensate rights holders of the digital content for use of their works. In order to accurately provide compensation, the digital content subscription service must track usage of the digital music by subscribers of the digital content subscription service. The digital content subscription service also maintains accurate information on the rights holders of the  
30 digital music in order to facilitate calculation of royalty payments. With the digital music usage information and the rights holder information, the digital content subscription service is able to effectively and accurately calculate payment to the digital music rights holders for use of their works.

5           The current system provides subscribers with relatively high-quality consistent digital audio files and allows subscribers to select from a relatively wide range of stored digital audio files on demand while not violating copyright laws.

### **BRIEF DESCRIPTION OF THE DRAWINGS**

10           These and other advantages of the present invention will be readily understood with reference to the following specification and attached drawings wherein:

          FIG. 1 is a block diagram of the server side of a digital content distribution and subscription system in accordance with the present invention.

15           FIG. 2 is a simplified block diagram illustrating the interface between the server side and the client side of the system illustrated in FIG. 1.

          FIG. 3 is a block diagram that provides an overview of the client and server side of the digital content distribution and subscription service illustrated in FIGS. 1 and 2.

          FIG. 4 is a block diagram of the organization and architecture of a digital content distribution and subscription service infrastructure illustrated in FIGS. 1-3.

20           FIG. 5 is a software flow diagram on an application server for a music service interface which forms a part of the distribution and subscription service infrastructure.

          FIG. 6 is a block diagram of a client computing platform for use with the digital content distribution and subscription system.

25           FIG. 7 is a block diagram for a client application on the client computing platform which forms a part of the digital content distribution and subscription system.

          FIG. 8 is a software flow diagram for a Transfer Manager software system of the client application which forms a part of the digital content distribution and subscription system.

          FIG. 9 is a system level software flow diagram for a client registration request which forms a part of the digital content distribution and subscription system.

30           FIG. 10 is a software flow diagram of an interface browser component of the client application for the client registration request which forms a part of the digital content distribution and subscription system.

          FIG. 11 is a software flow diagram on an application server for a client registration request which forms a part of the digital content distribution and subscription system.

5 FIG. 12 is a system level software flow diagram for a client login request which forms a part of the digital content distribution and subscription system.

FIG. 13 is a software flow diagram of an interface browser component of the client application for a client login request which forms a part of the digital content distribution and subscription system.

10 FIG. 14 is a software flow diagram on an application server for a client login request which forms a part of the digital content distribution and subscription system.

FIG. 15 is a system level software flow diagram for a digital content search request which forms a part of the digital content distribution and subscription system.

15 FIG. 16 is a software flow diagram of the interface browser component of a client application for a digital content search request which forms a part of the digital content distribution and subscription system.

FIG. 17 is a software flow diagram on the application server of a digital content search request which forms a part of the digital content distribution and subscription system.

20 FIG. 18 is a system level software flow diagram for a digital content download request which forms a part of the digital content distribution and subscription system.

FIG. 19 is a software flow diagram of an interface browser component of a client application for a digital content download request which forms a part of the digital content distribution and subscription system.

25 FIG. 20 is a software flow diagram of a transfer manager software component of a client application for a digital content download request which forms a part of the digital content distribution and subscription system.

FIG. 21 is a software flow diagram on an application server for handling the downloading portion of a digital content download request which forms a part of the digital content distribution and subscription system.

30 FIG. 22 is a software flow diagram on an application server for handling the licensing portion of a digital content download request which forms a part of the digital content distribution and subscription system.

35 FIG. 23 is a software flow diagram on a license server for handling the licensing portion of a digital content download request which forms a part of the digital content distribution and subscription system.

5 FIG. 24A-24C are software flow diagrams on a content server for a digital content download request which forms a part of the digital content distribution and subscription system.

FIG. 25 is a system level software flow diagram for a license renewal request which forms a part of the digital content distribution and subscription system.

10 FIG. 26 is a software flow diagram of a transfer manager software component of a client application for a license renewal request which forms a part of the digital content distribution and subscription system.

FIG. 27 is a software flow diagram on an application server for a license renewal request which forms a part of the digital content distribution and subscription system.

15 FIG. 28 is a software flow diagram on a license server for a license renewal request which forms a part of the digital content distribution and subscription service.

FIG. 29 is a system level software flow diagram for an account update request which forms a part of the digital content distribution and subscription system.

20 FIG. 30 is a software flow diagram of an interface browser component of a client application for an account update request which forms a part of the digital content distribution and subscription system.

FIG. 31 is a software flow diagram on an application server for an account information request which forms a part of the digital content distribution and subscription system.

FIG. 32 is a software flow diagram on an application server for an account update request which forms a part of the digital content distribution and subscription system.

25 FIGS. 33-39 are exemplary screen shots for implementing a client application on the client computing platform which forms a part of the digital content distribution and subscription system.

FIG. 40-42 are software flow diagrams for digital content management which forms a part of the digital content distribution and subscription system.

30 FIG. 43 is a block diagram of a digital content cache slot for digital content management which forms a part of the digital content distribution and subscription system.

FIG. 44 is a block diagram that illustrates an overview of token distribution on the server side for a token-based authentication system which forms a part of the digital content distribution and subscription system.



5           FIG. 45 is a software flow diagram on a token generator of token distribution for a token-based authentication system which forms a part of the digital content distribution and subscription system.

          FIG. 46 is a software flow diagram on an application server illustrating token distribution for a token-based authentication system which forms a part of the digital content distribution and  
10          subscription system.

          FIG. 47 is a software flow diagram on a content server illustrating token distribution for a token-based authentication system which forms a part of the digital content distribution and subscription system.

          FIG. 48 is a block diagram that illustrates an overview of token authentication for a  
15          token-based authentication system which forms a part of the digital content distribution and subscription system.

          FIG. 49 is a software flow diagram on the application server of token authentication for a token-based authentication system which forms a part of the digital content distribution and subscription system.

20          FIG. 50 is a software flow diagram on a content server of token authentication for a token-based authentication system which forms a part of the digital content distribution and subscription system.

          FIG. 51 is a block diagram that illustrates an overview of a royalty administration system which forms a part of the digital content distribution and subscription system.

25          FIG. 52 is a block diagram of royalty tracking and payment data organization for a royalty administration system which forms a part of the digital content distribution and subscription system.

          FIG. 53 is a software flow diagram on a royalty administrator of royalty payment calculation for a royalty administration system which forms a part of the digital content  
30          distribution and subscription system.

          FIG. 54 is a block diagram that provides an overview of a customer care and customer logs and history component which forms a part of the digital content distribution and subscription system.

5           FIG. 55 is a software flow diagram of a customer administrator for customer care and customer logs and history which forms a part of the digital content distribution and subscription system.

          FIG. 56 is a software flow diagram on an application server of a customer information request which forms a part of the digital content distribution and subscription system.

10           FIG. 57 is a software flow diagram on an application server of a customer update request which forms a part of the digital content distribution and subscription system.

          FIG. 58 is a software flow diagram on a license server of a customer license request which forms a part of the digital content distribution and subscription system.

15           FIG. 59 is a software flow diagram on a license server of a customer license change request which forms a part of the digital content distribution and subscription system.

#### **DETAILED DESCRIPTION**

          The present invention relates to a digital content distribution and subscription system for digital data files, such as audio or video data files, which enables subscribers to subscribe to  
20 high-quality digital files for a fee. Various technical implementations of the system are contemplated. An exemplary implementation of the system is illustrated in FIG. 1 and generally identified with the reference numeral **20**. The system **20** illustrates the server side of the system. An exemplary client side of the system is described in detail in copending commonly-owned patent application, entitled "Structure and Method for Selecting, Controlling and Sending  
25 Internet-Based or Local Digital Audio to an AM/FM Radio or Analog Amplifier", serial no. 09/709,772, filed on November 10, 2000, hereby incorporated by reference.

          The digital content distribution and subscription system includes a digital content management system; a token-based authentication system and a royalty administration system. The digital content management system is described in connection with FIGS. 40-43. The token-  
30 based authentication system is described in connection with FIGS. 44-50. FIGS. 51-53 illustrate the royalty administration system.

          FIGS. 1 and 2 are simplified block diagrams of the invention. FIGS. 3-60 represent more detailed diagrams of the present invention. The system is illustrated and described in terms of a distribution and subscription service or system of digital audio files, however, the principles of  
35 the present invention are equally applicable to other digital files, such as digital video files.

5 Referring to FIG. 1, the server side of the system is illustrated. As shown, the server side of the system 20 may include one or more data stores 22, 24 and 26, which may be implemented as databases on one or more servers in a conventional manner. The data store 26 is a Customer data store, used to store various types of customer information, such as the name of customer, the type of subscription and the subscribed digital files. The Customer data store 26 may also  
10 include royalty tracking logs. The data store 24 is a Subscription Catalog data store, which may include various subscription catalog information, such a meta information regarding the stored digital audio files such as tracks, artists, albums and playlists for stored digital files. The data store 22 is a Digital Content data store, which may include the stored digital audio files as well as digital rights management (DRM) software, for example, Microsoft DRM or Intertrust DRM  
15 software. The digital rights management software may be used to enable decrypting of digital files downloaded to a subscriber's personal computer.

The data stores 22, 24 and 26 may be interfaced to one or more subscribers or clients by one or more application servers 28, 30 and 32, as well as one or more web servers 34, 36, 38, 40 and 42. In addition, one or more license servers 44 may be connected to the Customer data store  
20 26 and interfaced to the client side by way of one or more web servers 48, 50 and 52. As will be described in more detail below, after a registration process, a subscriber may simply log onto the digital content service provider's website, for example, as illustrated in the exemplary web pages in FIGS. 33-39.

In one embodiment of the invention, subscribers may purchase a number of time slots for  
25 a predetermined time period, for example, a month, for a fee. The time slots may include, for example, various stored digital audio or video files, which may include new releases as well as other files, such as live or pre-recorded special events, for example, concerts and other events. Alternatively, the plan may allow for providing pay-per-play digital audio or video files.

Subscribers may select music or video content from a list, such as a playlist to fill up the  
30 time slots for the predetermined period. For example, a subscriber may subscribe to, for example, 230 song slots for a one-month period for a monthly fee. In particular, the subscriber may select from various digital audio or video files by way a website, the digital files to be downloaded to the subscriber's personal computer for play anytime during the month. Optionally, a subscriber, after first selecting a number of digital audio files, may select an auto  
35 renewal feature for one or more of those files which causes the subscription of the selected audio

5 files to be automatically renewed on a periodic basis, such as a subscription or billing period, on the subscriber's PC.

An important aspect of the invention is that the selected digital audio or video files are downloaded in an encrypted format. As will be described in more detail below, a "key" is also downloaded to the subscriber's PC which enables the downloaded digital audio or video files to  
10 be decrypted. The "key" may be valid for only a predetermined time period, for example, one month. A separate "key" may be issued for each selected digital audio or video file. Thus, at the end of the time period, the "key" expires to prevent decryption of the selected digital audio or video files beyond the subscription period.

Referring to FIG. 1, a subscriber, connected to the client side, makes selections by  
15 viewing various playlists and meta information from the subscription Catalog data store **24** by way of the web pages illustrated in FIGS. 33-39. The subscriber information is verified by the Customer data store **26**. As discussed above, the Customer data store **26** is a database which contains various customer information, as well as the type of subscription and the number of tracks in the subscription. In addition, the Customer data store **26** may also maintain royalty  
20 tracking logs for the purposes of paying royalties to the appropriate parties. Once the customer information is verified, the selected digital audio files are downloaded from the Digital Content Storage data store **22** as well as a "key" is downloaded from the license server **44** to the subscriber's computing platform **100** (FIG. 6), such as a PC. As mentioned above, the license "key" is used to decode or decrypt the encrypted digital audio files.

25 An exemplary user interface is illustrated in FIG. 2. As shown, the exemplary user interface, generally identified with the reference numeral **70**, is located on a client computing platform **100** and is described in detail in the above-mentioned co-pending application, hereby incorporated by reference and as described below in connection with FIGS. 33-39. The user interface **70** may include a play button **72**. In an exemplary embodiment, a subscriber may select  
30 the play button **72** to initiate opening of a downloaded digital audio or video file **68**, which, as mentioned above, is downloaded in encrypted format to the subscribers personal computer. If a license "key" **66** has also been downloaded, the system utilizes the "key" to decrypt or unlock the file **68** to enable the digital audio file **68** to be played by various players, such as Windows Media Player, or remote audio equipment, as described in detail in the above-mentioned  
35 commonly-owned co-pending patent application.

5           FIGS. 3-60 represent a more detailed embodiment of the invention. Referring to FIG. 3, a digital content distribution and subscription system provides access by a client computing platform **100** to digital content data **108** over the Internet or other computer network **101**. An overview of a digital content distribution and subscription system, illustrated in FIG. 3, shows the relationship and interaction between the client computing platform **100**, the digital content  
10 data **108**, various servers **102**, **103**, and **104**, and various data sources, identified with the reference numerals **105**, **106**, and **107**, that may encompass the digital content distribution and subscription system.

          In the digital content distribution and subscription system, the client computing platform **100** initiates requests for digital content data **108**, such as digital video or music files. Before  
15 these requests can be made, the user on the client computing platform **100** may need to be authenticated through interaction with one or more of the application servers **103**. The application servers **103** compare user information received from the client computing platform **100** with customer information in one or more Customer data stores **106**.

          User authentication, though only optionally required in a digital content distribution and  
20 subscription system, provides the capability to record user download histories for billing of the user. User authentication also provides a higher level of security for the digital content data **108**, if it is required that the download of the digital content data **108** be restricted exclusively to authorized users.

          Once a user is authenticated or if the user does not require authentication, a user on a  
25 client computing platform **100** may access a digital content catalog **107** through one or more of the application servers **103**. The digital content catalog **107** contains information about the digital content data **108**, with the primary purposes of the digital content catalog **107** being to simplify searches by the user of digital content data **108** and to obtain more specific information about the digital content data **108**. For example, where the digital content data **108** is digital music, the  
30 digital music may be organized as individual tracks or songs and the digital content catalog **107** may contain information about each track, such as the artist, track name, album name, and musical genre, among other things. After a user on a client computing platform **100** has determined what digital content data **108** to download, the client computing platform **100** accesses this digital content data **108** through one or more content servers **104**. In addition,  
35 where the digital content data **108** is kept in a secure or protected format, the client computing

5 platform **100** must also obtain access or playback licenses for the digital content data **108** in order to access or playback the digital content data **108**, for example, when the digital content data **108** is digital video or music files. The client computing platform **100** accesses the license servers **102** to obtain these access or playback licenses, using, for example, Microsoft Windows Media Rights Manager, for digital rights management. In order to simplify operation of the license servers **102**, the client computing platform **100** may be forced to access the license servers **102** indirectly through one or more of the application servers **103**, since the application servers **103** already need to handle user authentication. This configuration may thus be used to eliminate the need for the license server **102** to also handle user authentication. The license servers **102** may also be used to save information about licensing for royalty tracking **105**, used for determining royalty payments to rights holders of the digital content data **108**. Once the digital content data **108** is downloaded onto the client computing platform **100**, and, if necessary, the proper access or playback licenses are obtained from the license server **102**, the user may access the digital content data **108** locally on the client computing platform **100**. For example, the user may playback digital music files using, for example, Microsoft Windows Media Player. The user may also download the digital content data **108** from the client computing platform **100** to another device such as a Pocket PC device for example, Compaq's iPAQ device for access or playback on the device.

It should be noted that the various servers **102**, **103**, and **104**, shown in FIG. 3, could physically represent many different servers in geographically disparate locations and need not be limited to a single server or a group of servers in a single geographic location. It should also be noted that one or more other servers may exist in the connection between the client **100** and the various servers **102**, **103**, and **104** with it being understood that these other servers are collectively represented within the Internet or other computer network **101**.

### 30 **Subscription Service Architecture**

The block diagram in FIG. 4 demonstrates one embodiment of the organization and architecture of a subscription service infrastructure **130** for digital music, which forms a part of the digital content distribution and subscription system. The subscription service infrastructure **130** may be implemented across the various servers **102**, **103**, and **104** and various data stores

5 **105, 106, 107, and 108** (FIG. 3) in a manner that may be transparent to the one or more client computing platforms **100** that access the subscription service infrastructure **130**.

In particular, one or more client computing platforms **100** may access the subscription service infrastructure **130** through a music service interface **156**, which may be supported using industry standard technologies, for example, XML. The music service interface **156** includes, in  
10 this embodiment, a music service XML interface **157**. The music service XML interface **157** allows the client computing platform **100** to communicate with the subscription service infrastructure **130** of the digital content distribution and subscription system using the industry standard XML protocol, for example, using the exemplary web pages illustrated in FIGS. 33-39 and discussed below. Other interfaces using industry standard technologies, such as Java, may be  
15 supported in other embodiments. The music service interface **156** acts to abstract and encapsulate the subscription service infrastructure **130** of the digital content distribution and system for the client computing platform **100**. This allows the client computing platform **100** to be able to access service features and capabilities without requiring a detailed understanding of the internal workings of the subscription service infrastructure **130**.

20 There are many features and capabilities of the subscription service infrastructure **130** collectively referred to as the digital content management system. For example, before a subscriber on a client computing platform **100** can access the various features and capabilities in the subscription service infrastructure **130** of the digital music subscription service, the subscriber may optionally require registration and login **136**. Registration allows the subscriber  
25 to submit billing and profile information, for example, music preferences, and also to provide a login name and password. The billing, profile, and login information is stored as part of customer data **106**. Login may be required whenever the subscriber accesses the features and capabilities in the subscription service infrastructure **130** of the digital content distribution and subscription system. This allows the subscription service infrastructure **130** to authenticate and authorize  
30 subscribers in order to prevent unauthorized access to the digital music subscription service, as discussed in more detail below.

An Account Management software system **135** may also be provided to allow a subscriber of the digital music subscription service using a client computing platform **100** to make changes to their profile, for example, their address, phone number, and music preferences.  
35 The Account Management software system **135** may also be configured to enable the subscriber

5 to make changes to their subscription plan, for example, the number of songs per month to be included in the subscription.

A Search and Browse software system **137** may also be provided to allow a subscriber to search the digital content catalog **107** to determine what digital content data **108** the subscriber may wish to download as discussed in detail below. Once a subscriber has selected digital  
10 content data **108** to download, the secure downloads software system **139** in the subscription service infrastructure **130** ensures that downloads of the digital content data **108** are only made by authenticated and authorized subscribers. Authentication for secure audio downloads may not only be done using the subscriber login but also by identifying the digital content data **108** to  
15 download in a dynamic manner, for example, by way of unique identifiers or tokens, described below in connection with FIG. 44, so that a download address is only valid for download by a specific subscriber during a specific time period.

A Digital Rights Management software system **140** may also be provided and functions as an additional level of protection for the digital content data **108** to prevent access to or playback of the digital content data **108** through encryption of the digital content data **108** and  
20 the use of access or playback licenses. Decryption of the digital content data **108** for access to or playback of the digital content data **108** requires the subscriber on the client computing platform **100** to have specific access or playback licenses for the digital content data **108**. The access or playback licenses are obtained from license servers **102** and are handled in a manner corresponding to the specific requirements of the digital rights management **140** implementation  
25 used, for example, Microsoft Windows Media Rights Manager. These access or playback licenses may have an expiration or lifetime associated with them so that a subscriber must renew licenses periodically in order to continue to access or playback the digital content data **108**. The renewal process is handled by a Subscription Management software system **138**, which works in conjunction with the Digital Rights Management software component **140** to provide updated or  
30 new access or playback licenses as existing licenses expire and when the subscriber requests continued access to or playback of the digital content data **108**.

Just as the music service interface **156** simplifies access to the music services **135-140** of the subscription service infrastructure **130** from client computing platforms **100**, a Business System Interface software system **143** simplifies access to the music services **135-140** by one or  
35 more of a plurality of business software systems **144**, **145**, and **149**. For example, a Customer



5 Care software system **144** may be provided to enable subscription service support personnel to provide technical and system support for subscribers. This may include handling questions and issues related to account management **135** and registration and login **136**. A Customer Logs and History software system **145** may be provided to track customer or subscriber access to the digital music subscription service and subscriber activity, such as account management **135** to record subscriber plan and profile changes. This information can be used as part of the Customer Care software system **144** to facilitate support for subscribers. The Customer Logs and History software system **145** may also be used to track subscriber secure audio downloads, used for royalty tracking **105**. Royalty tracking **105** information may be used by a Royalty System software system **149** as described in detail in connection with FIG. 51, which is responsible for determining royalty payments to rights holders of the digital content data **108** that are assigned licenses and downloaded.

### *Music Service Interface*

20 The Music Service Interface **156** acts to abstract and encapsulate the subscription service infrastructure **130**, described previously in connection with FIG. 4, of the digital music subscription service for access by a client computing platform **100**. This allows a client computing platform **100** to be able to access service features and capabilities without requiring a detailed understanding of the internal workings of the subscription service infrastructure **130**. The music service interface **156** includes, in this embodiment, a music service XML interface 25 **157**. The music service XML interface **157** allows the client computing platform **100** to communicate with the subscription service infrastructure **130** of the digital music subscription service using the industry standard XML protocol. Other interfaces using industry standard technologies, such as Java, can be supported in other embodiments.

30 FIG. 5 provides the software flow diagram for the Music Service Interface **156** running on an application server **103**, called the music service interface handler. In this example, the music service interface handler is a continuously running process on the application server **103**. "Start" in step **270** represents the beginning of the music service interface handler routine. If a music service interface request is received from a client computing platform **100** in step **271**, the music service interface handler checks if the music service interface request is in a supported format in step **272**. Supported formats may include XML protocol, a computing industry 35

5 standard. If the format of the music service interface request is not supported in step 272, the music service interface handler returns that the music interface format is invalid to the calling client computing platform 100 in step 273 and the music service interface handler checks for music service interface requests in step 271 again. If the music service interface request is in a supported format in step 272, the music service interface handler parses and formats the interface request in step 274, as necessary. Then the music service interface handler forwards in step 275  
10 the request to the appropriate handler, discussed below in connection with FIGS. 11, 14, 17, 21, 22, 27, 31, and 32). Finally, the music service interface handler checks for music service interface requests in step 271 again. In this way, the music service interface handler operates in a manner transparent to the client computing platform 100 and to other handlers on the application  
15 server 103.

### **Client Computing Platform**

FIG. 6 illustrates an exemplary architecture for a client computing platform 100, which can encompass anything from general-purpose devices, such as a personal computer, to open  
20 fixed function devices, such as a set-top box that connects to a television set. However, a client computing platform 100 is not restricted to these examples. In general, the client computing platform 100 includes a main processor 110, for example, an Intel Pentium III, for executing various software components. The various software components are typically stored in read only memory, or ROM, or flash memory 116, or local storage devices 112. The local storage devices  
25 112 can consist of persistent storage 113, such as hard drives or flash memory, or removable storage devices 114, such as floppy drives, CD-ROM drives, or DVD drives. The software components may be executed by the main processor 110 directly from their storage location or are loaded into random access memory (RAM) 115 to be executed from the RAM 115 by the main processor 110. The local storage 112 can also be used to cache digital content data 108,  
30 such as digital music files, and other information.

The client computing platform 100 also includes a network interface or modem 117 to access various servers 102, 103, and 104 on the Internet or other computer network 101 in order to download digital audio content data 108 and other information. The network interface or modem 117 may be connected internally or externally to the client computing platform 100 using  
35 a system bus or peripheral bus 111. The system bus and peripheral buses 111 are provided for

5 connecting internal and external devices to the client computing platform **100** in a conventional manner. Typical system and peripheral buses **111** that may be used include a Universal Serial Bus, commonly referred to as USB, an IEEE 1394 bus, commonly referred to as FireWire, and a Peripheral Connect Interface bus, commonly referred to as a PCI bus. The client computing platform **100** may also support connection through a user input interface **120** to external or  
10 integrated user input devices **123**, such as a keyboard and mouse. For output to the user, the client computing platform **100** may contain a display controller **118**, for example, an NVIDIA model GeForce2, which stores graphical data, such as windows, bitmaps and text. The display controller **118** outputs the graphical data in a video output **121** format that is typically displayed to the user on a video monitor, television, or LCD panel. The client computing platform **100** may  
15 also be configured to provide audio output **122** either in addition to or in lieu of the video output **121**. The audio output is handled by the audio playback hardware **119**.

It should be noted that a client computing platform **100** is not limited to the capabilities and features listed in this description, but may contain a subset of the described features or may contain additional capabilities or features not listed. It should also be noted that the client  
20 computing platform **100** may also be referred to as a client **100** in the various diagrams and descriptions provided here.

### *Client Software Architecture*

FIG. 7 illustrates an exemplary embodiment of the architecture for a client application  
25 software component **131** running on the client **100** as part of a digital content distribution and subscription system. This particular embodiment takes advantage of commonly available software, for example, on a personal computer by integrating the functionality of the client application component **131** with an existing web browser interface **134**, for example, Microsoft Internet Explorer. The web browser interface **134** provides a graphical user interface to enable a  
30 user to directly interact with the application servers **103** to access some features and capabilities of the digital content distribution and subscription service using standard Internet and World Wide Web communication protocols, such as HTTP. The Web Browser Interface software system **134** can be configured to pass other information received from the application servers **103** to a Transfer Manager software module **132**, the other main component of the client  
35 application **131**.

5           The Transfer Manager software system **132** provides an additional graphical user interface that allows the user to interact with and access the various features and capabilities of the digital content distribution and subscription service on the application servers **103** as well as the content servers **104**. In addition, the Transfer Manager software system **132** can provide automated access to the digital content distribution and subscription service and automated  
10 notifications to the user. The details of the operation of the components of the client application **131** within the digital content distribution and subscription system are discussed below.

### Software Diagrams

15           FIGS. 8-32 provide system level and device specific block diagrams and software flow diagrams of the features and capabilities of a digital content distribution and subscription system. Some of these features and capabilities may be unique to a secure distribution and subscription service where access to and playback of the digital content data **108** is restricted to authenticated clients **100** and authorized users. The features and capabilities demonstrated in these diagrams include logging into the service, searching the digital content catalog **107**, downloading digital  
20 content data **108**, and renewing playback licenses. It should be noted that these software flow diagrams represent only one of a plethora of possible embodiments for a digital content distribution and subscription system.

### Client Transfer Manager

25           A client application **131** (FIG. 7) is used as an interface running on the client **100** to allow a user to interact with the digital content distribution and subscription system running on various servers **102-104** (FIGS. 3 and 7). In this embodiment, the client application **131** leverages an existing web browser interface **134** (FIG. 7), for example, Microsoft Internet Explorer. In addition, the client application **131** also includes the Transfer Manager software system **132** as  
30 illustrated in FIG. 8. As a part of the interface to the user, the Transfer Manager software system **132** in the client application **131** handles user inputs and requests. The Transfer Manager software system **132** then converts these inputs and requests into interactions with the digital content distribution and subscription system. Finally, the Transfer Manager software system **132** presents the results of these inputs and requests back to the user on the client **100**. In this  
35 example, the Transfer Manager software system **132** in the client application **131** is a continuously running process on the client computing platform **100**.

5           “Start” in step 170 (FIG. 8) represents the beginning of the Transfer Manager software system 132. Next, the Transfer Manager software system 132 goes through a initialization in step 171, which may include, for example, verifying a connection on the client computing platform 100 to the Internet or other computer network 101 in order to be able to access various servers 102-104. Then the Transfer Manager software system 132 checks for requests by the user or results to the user in step 172. These requests may include, for example, license renewals. Other requests, such as login, search, and download are typically initiated by the user from the Web Browser Interface software module 134 (FIG. 7) with the results of, for example, the login and download requests then being handled by the Transfer Manager software system 132. If there are login request results in step 173, (FIG. 8) and if the login request results are successful in step 15 176, then a session identifier is saved in step 177. As described in connection with FIG. 12, the application server 103 returns the session identifier to the client application 131 for use by the client 100 in future requests. After the session identifier is saved in step 177 or the login request results were not successful in step 176, the Transfer Manager software system 132 checks for requests by the user or results to the user in step 172 again. If there were no login request results in step 173 and if there are download request results in step 181, the Transfer Manager software system 132 calls a download continuation task handler, described below in connection with FIG. 20, in step 182. The results of the download are presented to the user in step 183. If the download is successful in step 184, then an access or playback license for the digital content data 108 and the location of the downloaded digital content data 108 are saved in step 185. After the access or playback license and digital content data location are saved in step 185 or the download was not successful in step 184, the Transfer Manager software system 132 checks for requests by the user or results to the user in step 172 again. If there were no download request results in step 181 and if there is a license renewal request in step 186, then the Transfer Manager software system 132 calls a license renewal request task handler, described below in connection with FIG. 26, in step 25 187. The results of the license renewal request are presented to the user in step 188. If the license renewal request is successful in step 189, then the access or playback license for the digital content data is saved in step 190. After the access or playback license is saved in step 190 or the license renewal request was not successful in step 189, the Transfer Manager software system 132 checks for requests by the user or results to the user in step 172 again. If there was no license renewal request in step 186 and if there is a license renewal needed in step 191, that is to say 35

5 some of the licenses have expired for any of the digital content data **108** stored on the client **100**, then the Transfer Manager software system **132** notifies the user that license renewals are required in step **192**. Then the Transfer Manager software system **132** checks for requests by the user or results to the user in step **172** again. If there were no license renewals needed in step **191**, then the Transfer Manager software system **132** handles any other requests or actions in step **193**.  
10 Then the Transfer Manager software system **132** checks for requests by the user or results to the user in step **172** again.

### Registration Request

Registration and user login, allows registered subscribers to access the digital content  
15 distribution and subscription system. FIG. 9 provides a block diagram or system level software flow diagram for a registration request, while FIGS. 10 and 11 provide specific software flow diagrams for a registration request on the client **100** and on the application server **103**, respectively.

Registration, shown in FIG. 9, begins with the generation of a registration request in step  
20 **206** by the client **100**. The registration request in step **206** is sent to an application server **103**, which then validates and saves the passed registration information in step **207**. The saved registration information in step **207** is customer account information **199**, which includes customer name, geographic location for royalty tracking, and billing information, and customer login names and passwords **202**, all of which are part of customer data **106**. The application  
25 server **103** then returns the registration results in step **208** to the client **100** and the client **100** presents the registration results to the user in step **209**.

FIG. 10 is a client specific software flow diagram for a registration request, called the registration request task. In this embodiment, the registration request task is handled within the web browser interface **134**, a component of the client application **131**, described previously in  
30 connection with FIG. 7. A user on a client **100** initiates a registration request task through, for example, a manual registration attempt. "Start" in step **280** represents the beginning of the registration request task on the client **100**. Next, a registration request is generated and sent in step **281** to the application server **103**. The registration request may include the user's name, geographic location, and billing information. The registration request task then waits with some  
35 timeout, for example, 2 seconds, and possibly with multiple retries for a registration request

5 response in step 282 from the application server 103. If a registration request response is not received in step 283, then the registration request task presents the registration request failure to the user in step 284 and the task ends in step 286. If a registration request response is received in step 283, then the registration request task presents the registration request results to the user in step 285 that were received from the application server 103 and the task ends in step 286.

10 FIG. 11 is an application server specific software flow diagram for a registration request, called the registration handler. The registration handler is a continuously running process on the application server 103. "Start" in step 290 represents the beginning of the registration handler which enters a state waiting for registration requests. If a registration request is received in step 291 from a client 100, the registration request is validated in step 292. If the registration request is not valid in step 293, the registration handler returns that the registration failed in step 294 to the calling client 100. The registration handler then checks for any registration requests received in step 291 again. If the registration request is valid in step 293, the registration handler saves the registration information in step 295 to customer data 106. Finally, the registration handler returns that the registration was successful in step 296 to the calling client 100 and checks for any registration requests received in step 291 again.

### Login Request

FIG. 12 is a system level software flow diagram for a login request, while FIGS. 13 and 14 provide specific software flow diagrams for a login request on the client 100 and on the application server 103, respectively. Logging in is an important capability in a digital content distribution and subscription service, especially for ensuring the security of the digital content data 108. Forcing the user of a digital content distribution and subscription service to log into the service before allowing access to the digital content data 108 provides authentication of the user and supports tracking of use of the service for billing and royalty payments. Among other things, user login also allows for recommendations to be made based on a specific user's data access habits, for example, music recommendations based on a user's digital music download history.

The system level software flow diagram for a login request, shown in FIG. 12, begins with the generation of a login request in step 200 either by the client 100, or by the application server authentication process. In the latter case, the application server tries to verify the user by redirecting the user to the login process before preceding with other user requests. The login

5 request in step 200 may involve the passing of a unique user name and/or an identifier unique to the client machine, such as the unique identifier available in an Intel Pentium III processor or the serial number of a hard drive in the client 100 or a unique identifier assigned by the application server. A password may also be required in order to provide a greater level of certainty for the authenticity of the user or client **100** making the login request as well as to reduce the risk of fraud to a particular user or on a particular client **100**. The login request in step **200** is sent to an application server **103**, which initiates a search for a user match in step **201** of the passed user or client identifier and password. The search for a user match in step **201** is done of customer login names and passwords **202**, which are part of the Customer data store **106**. The Customer data store **106** may include, in addition to that information required for login, detailed information about the customer, such as name and address as well as possibly geographic location for royalty tracking, and account information for billing purposes. When the client 100 connects to the application server 103, a session is created and a session identifier is generated for future client request. The session identifier may represent, for example, an arbitrary sequence of letters and numbers, an encryption and decryption key, or a unique identifier for a session or process started on the application server by the calling client 100. If a customer match is found with the login information, then the session identifier is associated with the matching customer, so that the client 100 can access the customer's data, such as music collection and account status, with future requests. To provide a higher level of security, the application server **103** can assign to the session identifier an expiration time or lifetime, for example, one hour, within which the session identifier is valid. This expiration time on session identifiers reduces the likelihood of random matches of active session identifiers by someone seeking to circumvent user authentication, since the set of active session identifiers is limited to the number of active users rather than the total number of users. The expiration time on session identifiers also reduces the value of the session identifier if an unauthorized person is able to obtain a particular session identifier.

FIG. 13 is a client specific software flow diagram for a login request, called the login request task. In this embodiment, the login request task is handled within the web browser interface **134**, a component of the client application **131** described above in connection with FIG. 7. A user on a client **100** may explicitly initiate a login request task through, for example, a manual login attempt, or implicitly through, for example, an attempt to search the digital content



5 catalog 107, described in connection with FIG. 15, or download digital content data 108, described in connection with FIG. 18.

“Start” in step 300 represents the beginning of the login request task on the client 100. Next, a login request is generated and sent in step 301 to the application server 103. The login request may consist of a unique user name or an identifier unique to the client 100 as well as a  
10 password. The login request task waits for a predetermined timeout, for example, 2 seconds, and optionally with multiple retries for a login request response in step 302 from the application server 103. If a login request response is not received in step 303, then the login request task presents a login request failure message to the user in step 304 and the task ends in step 308. If a login request response is received in step 303, then the login request task presents the login  
15 request results to the user in step 305 that were received from the application server 103. The client user interface then presents the user with the results of login request, for example, a message of user login invalid, or in the case of a successful login, a proper web page on the application server depending on the previous state before the login request.

FIG. 14 is an application server specific software flow diagram for servicing a login request, called the login handler. In this example, the login handler is a continuously running  
20 process on the application server 103.

“Start” in step 310 represents the beginning of the login handler. If a login request is received in step 311 from a client 100, a search is done for a login match in step 312 from the customer login names and passwords 202 in the Customer data store 106. If a login match is  
25 found as determined in step 313, then the session identifier of the connection between the client and the application server is associated with the customer being matched in step 315. Any future request with the session identifier is considered as a request made by the particular customer for many purposes, for example, tracking the use of service. If a login match is not found, then the login handler returns that the login failed to the client in step 314, but allows the user to try to  
30 login again.

### Search Request

FIG. 15 is system level software flow diagram for a search request, while FIGs 16 and 17 are specific software flow diagrams for a search request on the client 100 and on the application  
35 server 103, respectively. Searching is an important capability in a digital content distribution and

5 subscription service, especially since there may be thousands or even millions of unique instances of digital content data **108**, for example, digital music. Searching through a digital content catalog **107**, such as a catalog of digital music, may include the capability to search by artist, album name, track name, and musical genre, among others.

The system level software flow diagram for a search request, shown in FIG. 15, begins  
10 with a digital content search request in step **210** by the client **100**. The search request involves passing of various search parameters and, for example, may require a valid session identifier obtained from a previously successful login request, described above in connection with FIG. 12. The search request in step **210** is sent to an application server **103**, which, may first authenticate the request in step **211** using the passed session identifier. If the session identifier is valid, the  
15 application server **103** initiates a digital content search in step **212** based on the search parameters passed by the client **100**. The search is done of the digital content catalog **107** and more specifically of the digital content identifiers and digital content information **213**, such as artist, album name, and track name for the example of digital music. When the digital content search is completed in step **212**, the application server **103** formats the results of the digital  
20 content search in step **214** and passes the formatted results back to the calling client **100**. The client **100** receives the digital content search results in step **215** from the application server **103** and presents these results to the user in step **216**, possibly with some additional formatting of the results in order to present the results in the most useful manner.

FIG. 16 is a client specific software flow diagram for a search request, called the search  
25 request task. In this embodiment, the search request task is handled within the Web Browser Interface software **134**, a component of the client application **131**, described above in connection with FIG. 7. A user on a client **100** may initiate a search request of the digital content catalog **107** in order to find a specific instance or group of related instances of digital content data **108**. For example, with digital music, a user may search for a specific music track, music by a particular artist, or music on a particular album, among other things.  
30

“Start” in step **320** represents the beginning of the search request task on the client **100**. The search request task generates and sends a search request in step **323** to the application server **103**. In addition to the session identifier, the search request includes the search parameters. For example, for digital music, the search parameters may be a partial or complete track name, artist,  
35 or album name. The search request task then waits for a predetermined timeout, for example, 2

5 seconds, optionally with multiple retries for a search response in step 324 from the application server 103. If a search response is not received in step 325, the search request task presents the search request failure to the user in step 326 and the task ends in step 328. If a search response is received in step 325, then the search request task presents the search response results to the user in step 327 that were received from the application server 103 and the task ends in step 328.

10 FIG. 17 is an application server specific software flow diagram for a search request, called the search handler. In this embodiment, the search handler is a continuously running process on the application server 103.

“Start” in step 330 represents the beginning of the search handler. If a search request is received in step 331 from a client 100, then the session identifier, passed as part of the search request is validated in step 332. This validation may be optional, if the search capability is available to the general public instead of restricting it to paid customers. If the session identifier is not valid in step 333, then the search handler returns that the session identifier is not valid in step 334 to the calling client 100. The search handler then checks for any search requests received in step 331 again. If the session identifier is valid in step 333, then the search handler performs the search request in step 335. The search uses the search parameters passed by the client 100 as part of the search request and is done of the digital content catalog 107 and more specifically of the digital content identifiers and digital content information 213, such as artist, album name, and track name, for the example of digital music. Finally, the search handler returns the results of the search, with some possible reformatting of the results data in step 336 and checks for any search requests received in step 331 again.

### **Digital Content Download Request**

30 Downloading digital content data 108 is an essential part of a digital content distribution and subscription system. A digital content download request may involve significantly more than simply downloading the digital content data 108. The client 100 may require an access or playback license in order to use the digital content data 108. The process of downloading the digital content data 108 may involve authentication of the user or client 100 requesting the download in order to prevent unauthorized download of the digital content data 108 from the content server 104.

5           FIG. 18 is a system level software flow diagram for a download request, while FIGs. 19-  
24 are device specific software flow diagrams for a download request. In particular, FIG. 19 is a  
software flow diagram for a download request on the client **100**, FIG. 20 is a software flow  
diagram for download continuation on the client **100**, FIG. 21 is a software flow diagram for a  
download request on the application server **103**, FIG. 22 is a software flow diagram for a license  
10 request on the application server **103**, FIG. 23 is a software flow diagram for a license request on  
the license server **102**, and FIG. 24 is a software flow diagram for a download request on the  
content server **104**.

The system level software flow diagram for a download request, shown in FIG. 18,  
begins with a download request by the client **100** for digital content data **108** in step **220**. The  
15 download request involves the client **100** identifying the specific digital content data **108**, such as  
digital video, audio, or data files **229**, desired for download, and, in this example, also requires  
the client **100** to provide a valid session identifier obtained from a previously successful login  
request, described previously in connection with FIG. 12. Specifying the digital content data **108**,  
such as a video, audio, or data file **229**, can be done based on information in the results from a  
20 previously successful search request, described previously in connection with FIG. 15, and can  
correspond to digital content identifiers and digital content information **213** in the digital content  
catalog **107**. The download request in step **220** is sent to an application server **103**, which, in this  
example, first authenticates the request in step **221** using the passed session identifier. If the  
session identifier is valid, the application server **103** fetches the content metadata from the digital  
25 content catalog **107** in step **222** for the specific digital content data **108** that the client **100**  
requested. The content metadata includes a content identifier, and may also include other  
information about the content, such as name, size, and author name of the content. The digital  
content identifier **213** indicates to the content server **104** what specific digital content data **108** is  
desired and can be an actual file name or some unique identifier associated with the specific  
30 digital content data **108** to be downloaded, such as a video, audio, or data file **229**. After the  
content metadata is fetched in step **222**, the application server **103** generates a download address  
for the specific digital content data **108** to be downloaded from the content server **104** in step  
**224**. It also formats the content metadata to be sent to the client. In the digital content  
distribution and subscription system that provides protection of the digital content data **108** from  
35 unauthorized access, such as the example described here, the download address may not only

5 correspond to the specific digital video, audio or data file **229** to be downloaded. The download address may also contain some additional information, for example, a checksum or token that is used by the content server **104** to authenticate the download. The client **100** then receives the download address and content metadata in step **225** from the application server **103**. The client uses the download address to request download of the specific digital content data **108** in step  
10 **226** from the content server **104**. The content server **104** uses the download address from the client **100** to authenticate the download of the specific digital content data **108** in step **227**. Once the download address is authenticated in step **227**, the content server **104** fetches the specific digital content data **108** in step **228**, such as a digital video, audio, or data file **229**. The client **100** receives the specific digital content data **108** in step **230** from the content server **104**. In a  
15 secure digital content distribution and subscription system, the digital content data is encrypted and is not usable without a license. Once the digital content data **108** is received in step **230**, the client **100** requests a license to access or playback the specific digital content data **108** from the application server **103** in step **231**. Since the license request from the client **100** to the application server **103** in step **231** is separate from the download request from the client **100** to the  
20 application server **103** in step **220**, the application server **103** must again authenticate the license request from the client **100** in step **232** using the passed session identifier and a unique client machine identifier that specifies the machine on which the license for the digital content data is going to be stored. If the session identifier and the client machine identifier are valid, the application server **103** requests a license to access or playback the specific digital content data  
25 **108** in step **233** from a license server **102**. The license server **102** obtains the license for the specific digital content data **108** in step **234** in a manner corresponding to the requirements of the digital rights management implementation used, for example, Microsoft Windows Media Rights Manager. Next, the license server **102** saves the digital content data download and licensing information **236** in step **235** for royalty tracking **105**, which involves determining royalty  
30 payments to rights holders of the digital content data **108** that are assigned licenses and downloaded. The application server **103** then receives the license for the specific digital content data **108** in step **237** from the license server **102**. The client **100** then receives the access or playback license in step **238** from the application server **103**, which the client **100** then saves along with the corresponding digital content data **108**.

5           FIG. 19 is a the client specific software flow diagram for a download request, called the download request task. In this embodiment, the download request task is handled within the web browser interface **134**, a component of the client application **131**, described previously in connection with FIG. 7. A user on a client **100** typically initiates a download request of specific digital content data **108** in order to access or playback the specific digital content data **108**, such  
10 as video, audio, or data files **229**.

          “Start” in step **340** represents the beginning of the download request task on the client **100**. The download request task generates and sends a download request in step **341** to the application server **103**. In addition to the session identifier, required in this example, the download request also includes one or many content object names or content identifiers **213**,  
15 obtained from the results of a previous search request, described previously in connection with FIG. 15. The download request task then waits with a predetermined timeout, for example, 2 seconds, and optionally with multiple retries for a download response in step **342** from the application server **103**. If a digital content download address is not received as part of the download response in step **343**, the download request task presents the download request failure  
20 to the user in step **344** and the task ends in step **346**. If a download response, which may include multiple download addresses and metadata for multiple digital content data, for the specific digital content data **108** is received in step **343** from the application server **103**, then the download request task passes the digital content download address and metadata to the Transfer Manager software system **132** of the client application **131**, described previously in connection  
25 with FIG. 8, in step **345** and the task ends in step **346**.

          FIG. 20 is a the client specific software flow diagram for download continuation, called the download continuation task. The download continuation task is called within the Transfer Manager software system **132** (FIG. 8, step **182**), a component of the client application **131**, described previously in connection with FIG. 7. The Transfer Manager software system  
30 processes the results received from the download request task, described above in connection with FIG. 19. It then runs in a loop to call the download continuation task with the download address and metadata for each of the multiple digital content data it receives. The download continuation task thus continues the download process by handling the download of the digital content data **108** and the retrieval of the access or playback license for the digital content data  
35 **108**.

5           “Start” in step 348 represents the beginning of the download continuation task on the client 100. The download continuation task downloads the digital content data 108 in step 349 from the content server 104 using the passed digital content download address. The download continuation task waits with some timeout and possibly with multiple retries for the specific digital content data to download in step 350. The timeout, in this case, can be some fixed amount, for example, 5 minutes, or can be automatically calculated based on the size of the specific digital content data 108 to be downloaded and the download data rate of the connection from the client 100 to the Internet or other computer network 101. If the specific digital content data 108 is not received in step 351, then the download continuation task returns that the download of the digital content data 108 failed in step 352 to the calling Transfer Manager software system 132 and the task ends in step 359. If the specific digital content data 108 is received in step 351 from the content server 104, then the download continuation task saves the specific digital content data 108 in step 353 on the client 100.

          In another embodiment, rather than downloading the entire digital content data at once, the download continuation task divides the digital content data into smaller chunks of a fixed size, and runs in a loop to download the digital content data one chunk at a time until the entire content data is received. As soon as one chunk is received, it is saved and appended to the file for the specific content data to be downloaded. All the timeout, retry and error reporting rules described above, apply to each chunk of the data to be downloaded. Next, the download continuation task generates and sends a license request in step 354 to the application server 103. The download continuation task then waits for a predetermined timeout, for example, 2 seconds, and optionally with multiple retries for a license request response in step 355 from the application server 103. If a license request response is not received in step 356, then the download continuation task stores the license in a manner corresponding to the requirements of the digital content management implementation used, for example, Microsoft Windows Media Rights Manager, and the task ends in step 359.

          FIG. 21 is an application server specific software flow diagram for a download request, called the application download handler. In this embodiment, the application download handler is a continuously running process on the application server 103.

          “Start” in step 360 represents the beginning of the application download handler. If a download request is received in step 361 from a client 100, then the session identifier, passed as

5 part of the download request, is validated in step 362. If the session identifier is not valid in step 363, the application download handler returns that the session identifier is not valid in step 364 to the calling client 100. The application download handler then checks for any download requests received in step 361 again. If the session identifier is valid in step 363, then the application download handler fetches the content metadata including content identifier in step 10 213 in step 365 from the digital content catalog 107 for the requested digital content data 108. The digital content identifier 213 indicates to the content server 104 what specific digital content data 108 is desired and can be an actual file name or some unique identifier associated with the specific digital content data 108 to be downloaded, such as a video, audio, or data file 229. If the content identifier 213 is not found in the digital content catalog 107 in step 366, then the application download handler returns that the download request is not valid in step 367 to the 15 calling client 100. The application download handler then checks for any download requests received in step 361 again. If the content identifier 213 is found in step 366, then the application download handler generates the download address for the specific digital content data 108 to be downloaded using the content identifier 213. The download address may not only correspond to 20 a specific digital video, audio or data file 229 in the digital content data 108 to be downloaded, but may also contain some additional information, for example, a checksum or token, that is used by the content server 104 to authenticate the download. Authentication of the download by the content server 104 can prevent unauthorized download of the digital content data 108. Each download request may include requests for multiple digital content data. When the application 25 download handler finishes processing for all digital content data in one download request, it then returns the download addresses and metadata for the specific digital content data 108 to be downloaded in step 369 to the calling client 100 and checks for any download requests received in step 361 again.

FIG. 22 is an application server specific software flow diagram for a license request, 30 called the application license handler. The license request is one part of the overall digital content download request, described previously in connection with FIG. 18. In this embodiment, the application license handler is a continuously running process on the application server 103.

“Start” in step 370 represents the beginning of the application license handler. If a license request is received in step 371 from a client 100, then the session identifier then the session 35 identifier and client machine identifier, passed as part of the license request, are part of the



5 license request, are validated in step 372. If the session identifier or the client machine identifier is not valid in step 373, then the application license handler returns that the session identifier is not valid in step 374 to the calling client 100. The application license handler checks for any license requests received in step 371 again. If the session identifier and the client machine identifier are both valid in step 373, the application license handler generates and sends a license  
10 request in step 375 to the license server 102 in order to obtain a license for access to or playback of the specific digital content data 108. The application license handler then waits for a predetermined timeout, for example, 2 seconds, and optionally with multiple retries for a license response in step 376. If a license response is not received in step 377, the application license handler returns that the license request failed in step 378 to the calling client 100. The  
15 application license handler then checks for any license requests received in step 371 again. If a license response is received in step 377, then the application license handler returns the access or playback license for the specific digital content data 108 in step 379 to the calling client 100 and checks for any license requests received in step 371 again.

FIG. 23 is a license server specific software flow diagram for a license request, called a  
20 license request handler. The license request is one part of the overall digital content download request, described above in connection with FIG. 18. In this embodiment, the license request handler is a continuously running process on the license server 102.

“Start” in step 380 represents the beginning of the license request handler. If a license request is received in step 381 from an application server 103, then the license request handler  
25 generates the access or playback license in step 382 for the specific digital content data 108, according to the digital rights management implementation used, for example, Microsoft Windows Media Rights Manager. The license request handler then saves information about licensing in step 383 for royalty tracking 105, which is then used for determining royalty payments to rights holders of the digital content data 108. Finally, the license request handler  
30 returns the access or playback license in step 384 to the calling application server 103 and checks for any license requests received in step 381 again.

FIGS. 24A-24C are content server specific software flow diagrams for a download request, called the content download handler. In this embodiment, the content download handler is a continuously running process on the content server 104.

5 Referring to FIG. 24A, "Start" in step 390 represents the beginning of the content  
download handler. If a download address is received from a client 100 in step 391, then the  
content download handler authenticates the download address in step 392. In this embodiment,  
the download address contains is encrypted with the content identifier 213, which can be an  
actual file name or some unique identifier associated with the specific digital content data 108  
10 to be downloaded, such as a video, audio, or data file 229. In addition, the download address may  
contain additional information, for example, a checksum or token. The content download handler  
uses the content identifier 213 and the additional information, such as a checksum or token, in  
order to authenticate the download and thus prevent unauthorized access to the digital content  
data 108. If the download address is not valid in step 393, then the content download handler  
15 returns that the download address is not valid in step 394 to the calling client 100. The content  
download handler then checks for any download addresses received in step 391 again. If the  
download address is valid in step 393, which means that the content identifier 213 found in the  
download address represents specific digital content data 108 and the download address is  
authenticated, then the content download handler downloads the specific digital content data 108  
20 in step 395 and returns this digital content data 108 in step 396 to the calling client 100. The  
content download handler then checks for any download addresses received in step 391 again.

The Transfer Manager may make additional requests to the application server  
automatically when a user makes a download request as illustrated in FIGS. 24B and 24C. In  
this embodiment, if it is the first time the user is making a download request as illustrated in FIG.  
25 24B, the Transfer Manager may send a request for customer account information as indicated by  
steps 900-906 of FIG. 24B. As indicated in steps 907-912 of FIG. 24C, the application server  
validates the session identifier sent with the request. If the session identifier is valid with a  
previously successful login request, the application server looks up the customer associated with  
the session identifier from the customer database, and retrieves certain customer information, for  
30 example, a unique customer identifier assigned by the server, then sends the customer  
information back to the Transfer Manager. When the Transfer Manager receives the customer  
information, it stores the customer information for future reference. If the session identifier is not  
valid, the application server responses with error message to the Transfer Manager.

## 5 License Renewal Request

Renewing licenses for digital content data **108** is necessary in a digital content distribution and subscription system when access or playback licenses are required on the client **100** for the digital content data **108** and these access or playback licenses have an expiration time or lifetime. Having an expiration time or lifetime associated with access or playback licenses for digital content data **108** not only prevents unauthorized access to or playback of the digital content data **108**, but also provides time restrictions on access to or playback of the digital content data **108** by authorized users. These time restrictions are essential in any subscription service, since they ensure that a user may not continue to access or playback the digital content data **108** after their subscription has expired. A user can set up the automatic license renewal process to ensure uninterrupted access or playback rights to the digital content data. In this embodiment, a user may mark the digital content data that has been downloaded, to be renewed when the current licenses expire, through the client web interface. The application server maintains the records, for each customer, of the digital content data downloaded or subscribed by the customer and its renewable status.

20 FIG. 25 is a system level software flow diagram for a license renewal request, while FIG. 26 is a specific software flow diagram for a license renewal request on the client **100**. FIG. 27 is a specific software flow diagram for a license renewal request on the application server **103**, while FIG. 28 is a specific software flow diagram for a license renewal request on the license server **102**.

25 The system level software flow diagram for a license renewal request, shown in FIG. 25, begins with a license renewal request by the client **100** in step **240**. The license renewal request involves the client **100** identifying the specific digital content data **108**, such as a digital video, audio, or data file **229**, that requires a new license or simply providing the expired license for the specific digital content data **108**, depending on the requirements of the digital rights management implementation used, for example, Microsoft Windows Media Rights Manager. The license renewal request also requires the client **100** to provide a valid customer identifier obtained from a previously successful download request, and a unique client machine identifier of which the license of the digital content is going to be stored on. The license request in step **240** is sent to an application server **103**, which, in this embodiment, first authenticates the request in step **241**  
30 using the customer identifier and the client machine identifier. If the customer identifier and the  
35

5 client machine identifier are valid, the application server **103** sends the license renewal request to a license server **102** in step **242** in order to obtain new licenses for access to or playback of the digital content data **108** that the client **100** specified. The license server **102** generates the licenses for the specific digital content data **108** in step **243** in a manner corresponding to the digital rights management implementation used, for example, Microsoft Windows Media Rights  
10 Manager. Next, the license server **102** saves the digital content data licensing information **236** in step **244** for royalty tracking **105**, which involves determining royalty payments to rights holders of the digital content data **108** that are assigned licenses. The application server **103** then receives the licenses for the specific digital content data **108** in step **246** from the license server **102**. The client **100** then receives the access or playback licenses in step **247** from the application server  
15 **103**, which the client **100** then saves.

FIG. 26 is a the client specific software flow diagram for a license renewal request, called the license renewal request task. The license renewal request task is called within the Transfer Manager software system **132** (FIG. 8, step **187**), a component of the client application **131**, described above in connection with FIG. 7. A client **100** can automatically initiate or a user on a  
20 client **100** can manually initiate a license renewal request for specific digital content data **108** in order to continue to access or playback the specific digital content data **108**, such as video, audio, or data files **229**.

“Start” represents the beginning of the license renewal request task on the client. Since the client may not be connected to the application server at the time when the renewal process  
25 start, the license renewal request task first makes a connection to the application server through standard Internet connection protocol. Then, the license renewal request task generates and sends a license renewal request to the application server with the customer identifier obtained from previously successful request and a unique client machine identifier. The license renewal request task then waits for a predetermined timeout, for example, 2 seconds, and optionally with  
30 multiple retries for a license renewal response in step **404** from the application server **103**. If a license renewal response is not received in step **405**, then the license renewal request task returns that the license renewal request failed in step **406** to the calling Transfer Manager software system **132** and the task ends in step **408**. If a license renewal response, which includes the new access or playback licenses, is received in step **405** from the application server **103**, then the  
35 license renewal request task returns the new access or playback licenses for the specific digital

5 content data **108** in step **407** to the calling Transfer Manager software system **132** and the license renewal request task ends in step **408**.

FIG. 27 is an application server specific software flow diagram for a license renewal request, called the application renewal handler. In this embodiment, the application renewal handler is a continuously running process on the application server **103**.

10 “Start” in step **410** represents the beginning of the application renewal handler. If a license renewal request is received in step **411** from a client **100**, then the customer identifier and the client machine identifier, passed as part of the license renewal request, are validated. If either of the identifiers is not valid, the application renewal handler returns that the customer identifier or the client machine identifier is not valid to the calling client. The application  
15 renewal handler then checks for any license renewal requests received again. If the identifiers are both valid, then the application renewal handler looks up records of the digital content data downloaded or subscribed by the particular customer that are marked for renewal. The application renewal handler then generates and sends a license request to the license server with those content data identifiers. The application renewal handler then waits for a predetermined  
20 timeout, for example, 2 seconds, and optionally with multiple retries for a license renewal response in step **416**. If a license renewal response is not received in step **417**, then the application renewal handler returns that the license renewal requests failed in step **418** to the calling client **100**. The application renewal handler then checks for any license renewal requests received in step **411** again. If a license renewal response, which includes the access or playback  
25 licenses for renewed digital content data, is received in step **417**, then the application renewal handler returns the access or playback licenses for the specific digital content data **108** in step **419** to the calling client **100** and checks for any license renewal requests received in step **411** again.

FIG. 28 is a license server specific software flow diagram for a license renewal request,  
30 called the license renewal handler. In this embodiment, the license renewal handler is a continuously running process on the license server **102**.

“Start” in step **430** represents the beginning of the license renewal handler. If a license renewal request is received in step **431** from an application server **103**, then the license renewal handler generates one or multiple access or playback licenses based on the information that is  
35 passed as part of the license renewal request and what the requirements are of the digital rights

5 management implementation used, for example, Microsoft Windows Media Rights Manager. This passed information may specify the digital content data **108**, such as a digital video, audio, or data file **229**, which requires the license renewal or may be an expired license for the specific digital content data **108**. The license renewal handler then saves information about licensing in step **436** for royalty tracking **105**, which may be used for determining royalty payments to rights  
10 holders of the digital content data **108**. Finally, the license renewal handler returns the new access or playback licenses in step **437** to the calling application server **103** and checks for any license renewal requests received in step **431** again.

### Account Update Request

15 Updating account information for a user is important if a user's billing information changes, if a user's geographic location changes, and to a lesser extent, if a user's preferences change. FIG. 29 is a system level software flow diagram for an account update request, while FIGS. 30-32 are device specific software flow diagrams for an account update request. In particular, FIG. 30 is a software flow diagram for an account update request on the client **100**.  
20 FIG. 31 is a software flow diagram for an account information request on the application server **103**. FIG. 32 is a software flow diagram for an account update request on the application server **103**.

The system level software flow diagram for an account update request, shown in FIG. 29, begins with an account information request by the client **100** for customer account information  
25 **199** in step **250**. The account information request requires the client **100** to provide a valid session identifier obtained from a previously successful login request, described above in connection with FIG 12. The account information request in step **250** is sent to an application server **103**, which, first authenticates the request in step **251** using the passed session identifier. If the session identifier is valid, the application server **103** gets the customer account information  
30 **199** in step **252** from customer data **106** that the client **100** requested. After the customer account information **199** is fetched in step **252**, the application server **103** returns the customer account information **199** in step **253**. The client **100** then receives the customer account information **199** in step **254** from the application server **103**. The client **100** then presents the customer account information **199** to the user for modification in step **255**. The client **100** then takes any changes  
35 of customer account information **199** and sends an account update request in step **256** to the

5 application server 103. Since the account information request from the client 100 to the application server 103 in step 250 is separate from the account update request from the client 100 to the application server 103 in step 256, the application server 103 must again authenticate the account update request from the client 100 in step 257 using the passed session identifier. If the session identifier is valid, the application server 103 updates the customer account information  
10 199 in step 258 to customer data 106. The application server 103 then returns the results of the account update request to the client 100 in step 259. The client 100 receives the results of the account update request in step 260 from the application server 103, which the client 100 then can present to the user.

FIG. 30 is a client specific software flow diagram for an account update request, which in  
15 the example described henceforth, is called the update request task. In this embodiment, the update request task is handled within the Web Browser interface 134, a component of the client application 131, described above in connection with FIG. 7. A user on a client 100 typically initiates an account update request in order to update account information specific to the user. “Start” in step 461 represents the beginning of the update request task on the client 100. The  
20 update request task generates and sends an account information request in step 462 to the application server 103. The update request task then waits with some timeout, for example, 2 seconds, and optionally with multiple retries for an account information request response in step 463 from the application server 103. If an account information request response is not received in step 464, then the update request task presents the account information request failure to the user  
25 in step 465 and the task ends in step 475. If an account information request response, which includes the customer account information 199, is received in step 464 from the application server 103, then the update request task presents the customer account information 199 to the user in step 466. Then the update request task waits for action from the user to update the customer account information 199 in step 468. If the user does not request an update of the  
30 customer account information 199 in step 469, then the update request task ends in step 475. If the user does request an update of the customer account information 199 in step 469, then the update request task sends an account update request, which includes the updated customer account information 199, in step 470 to the application server 103. The update request task then waits with some timeout, for example, 2 seconds, and possibly with multiple retries for an  
35 account update request response in step 471 from the application server 103. If an account update

5 request response is not received in step 472, then the update request task presents the account update request failure to the user in step 473 and the task ends in step 475. If an account update request response is received in step 472 from the application server 103, then the update request task presents the results of the account update request to the user in step 474 and the update request task ends in step 475.

10 FIG. 31 is an application server specific software flow diagram for an account information request, which in the example described henceforth, is called the application information handler. In this example, the application information handler is a continuously running process on the application server 103. "Start" in step 480 represents the beginning of the application information handler. If an account information request is received in step 481 from a  
15 client 100, then the session identifier, passed as part of the account information request, is validated in step 482. If the session identifier is not valid in step 483, then the application information handler returns that the session identifier is not valid in step 484 to the calling client 100. Optionally, the server may direct the user to the login process. The application information handler then checks for any account information requests received in step 481 again. If the  
20 session identifier is valid in step 483, then the application information handler gets the requested customer account information 199 in step 485 from customer data 106. If the customer account information 199 is not found in customer data 106 in step 486, then the application information handler returns that the account information request is not valid in step 487 to the calling client 100. The application information handler then checks for any account information requests  
25 received in step 481 again. If the customer account information 199 is found in step 486, then the application information handler returns the customer account information 199 in step 488 to the calling client 100 and checks for any account information requests received in step 481 again.

FIG. 32 is an application server specific software flow diagram for an account update request, which in the example described henceforth, is called the application update handler. In  
30 this example, the application update handler is a continuously running process on the application server 103. "Start" in step 490 represents the beginning of the application update handler. If an account update request is received in step 491 from a client 100, then the session identifier, passed as part of the account update request, is validated in step 492. If the session identifier is not valid in step 493, then the application update handler returns that the session identifier is not  
35 valid in step 494 to the calling client 100. The application update handler then checks for any



5 account update requests received in step 491 again. If the session identifier is valid in step 493, then the application update handler validates and saves the updated customer account information 199 in step 495 to customer data 106. If the updated customer account information 199 is not valid in step 496, then the application update handler returns that the account update request is not valid in step 497 to the calling client 100. The application update handler then  
10 checks for any account update requests received in step 491 again. If the updated customer account information 199 is valid in step 496, then the application update handler returns the results of the account update request in step 498 to the calling client 100 and checks for any account update requests received in step 491 again.

15 **Digital Music Subscription Service Screen Shots**

An exemplary user interface for a digital content distribution and subscription system, is illustrated in FIGS. 33-39. This user interface is accessible on the client 100 as part of the client application 131, described above in connection with FIGs. 2 and 7.

The registration user interface 504, shown in FIG. 33, is handled in the Web Browser  
20 interface 134 part of the client application 131. The registration user interface 504 receives registration information from the user and passes this on to the application server 103 to store customer account information 199 in customer data 106. The system level software flow diagram for a registration request is described above in connection with FIG. 9. In this embodiment, there are multiple edit fields that the user must enter. The first group of fields is for personal  
25 information 505, which may include first name 506, last name 507, e-mail address 508, username 509, and password 522. The username 509 and password 522 fields are used for login and are described below in connection with FIG. 34. Other exemplary groups of fields in the registration interface 504 for the user to enter are billing information 523 and credit card information 534. Billing information 523 may include the user address 524, city 525, state 526,  
30 zip code 527, home phone number 528, and work phone number 529. The credit card field 534 may include the name on the credit card 535, credit card type 536, credit card number 537, and credit card expiration date 538. An exemplary group of music preferences 539 check boxes allows a user to specify their favorite musical genres, which may include Country 540, Jazz 541, Pop/Rock 542, Rap/Hip-Hop 543, Dance/Electronica 544, Latin/World 545, R & B/Blues 546,  
35 and Specialty 547. The music preferences can be used in a digital music subscription system for

5 simplifying user searches and music recommendations. A subscription plan field **548** may offer various subscription options, such as Silver **549**, Gold **560**, and Platinum **561**, which in this embodiment are used to provide three levels of subscription service at different price levels. Finally, the button 'submit' **562** allows the user to submit their registration.

The login or sign in user interface **500**, shown in FIG. 34, is handled in the Web Browser  
10 interface **134** part of the client application **131**. The login user interface **500** receives login information from the user and passes this on to the application server **103** for authentication. The system level software flow diagram for a login request is described above in connection with FIG. 12. In this embodiment, two exemplary edit fields may be provided that the user must enter. In the edit field **501**, identified as "Username", the user enters their designated user name,  
15 previously created by the user. In the edit field **502**, identified as "Password", the user enters the password associated with the user name entered in the edit field Username **501**. The password entry was also previously created by the user or generated automatically as part of registration for the digital music subscription service. Once the edit fields Username **501** and Password **502** are entered by the user, the user then selects the "go" button **503** in order to send this login  
20 information to the application server for authentication.

Once authenticated, a search user interface **510**, shown in FIG. 35, is displayed under the control of the Web Browser interface **134** part of the client application **131**. The search user interface **510** receives search requests from the user and passes this on to the application server **103**, which then initiates a search of the digital content catalog **107**. The application server **103**  
25 then returns the results of the search request to the search user interface **510** where the results are presented to the user. The system level software flow diagram for a search request is described above in connection with FIG. 15.

In this embodiment, there are two types of searches available. The first type of request is a general search **511** by artist, album, or track name. The search by artist, album, or track name is  
30 selected from a drop down list box **513**. The search parameters are entered into an edit field **514** and the search request is initiated when the user selects the "go" button **515**. The other type of search to request is browse a genre **512**. When this search is selected, the system searches the digital content catalog **107** by musical genres, for example, pop/rock, country, or jazz. The musical genre is selected from a drop down list box **516**. In addition, the search can be further  
35 refined by subgenre, for example, alternative, folk, or metal/hard rock, for the genre pop/rock.

5 The subgenre is selected from a drop down list box **517** and the search request is initiated when the user selects the “go” button **518**. The search results **519** are presented to the user in the search interface **510**. As shown, a general search **511** was requested for the artist U2, with the search results **519** presented specifically in the result list **520**. Selecting an artist **521**, for example, U2, from the result list **520** expands the results for that specific artist, which is shown as the artist results user interface **530**.  
10

An artist results user interface **530**, shown in FIG. 36, is handled in the Web Browser interface **134** part of the client application **131**. The artist results user interface **530** presents search results by artist **531**, for example, U2, and more specifically by a list of albums **532** from the artist. Selecting an album **533**, for example, “Achtung Baby”, from the list of albums **532** expands the results for that specific album, which is shown as the album tracks user interface **550**.  
15

An album tracks user interface **550**, shown in FIG. 37, is handled in the Web Browser interface **134** part of the client application **131**. The album tracks user interface **550** allows the user to select specific songs or tracks for subscription. The album tracks user interface **550** presents album tracks **551**, for example, the album “Achtung Baby”, and more specifically by a list of tracks **552** from the album. Selecting the check box for a track **553**, for example, the song “One”, from the list of tracks **552** makes the selected track **553** available for download. In addition, the “Select All” buttons **558** and **559** make all the tracks in the list of tracks **552** available for download and the “Clear Selection” buttons **556** and **557** deselect all the tracks in the list of tracks **552** available for download. Selecting the “Subscribe” button **554** or **555** initiates the download or subscribe of the selected track **553**. The album track user interface **550** passes the download request information to the application server **103**, which, among other things, returns a download address for the selected track **533** to download.  
20  
25

A system level software flow diagram for a download request is described above in connection with FIG. 18. The download interface **570**, shown in FIG. 38, is handled in the Transfer Manager software system **132** part of the client application **131** and receives the download address from the application server **103** and initiates the track download from the content server **104** using the download address. The download interface **570** provides a list of tracks **571** that are to be downloaded. The track list **571** specifies the track title **572** and includes, for example, the artist name U2, the album name “Achtung Baby”, the track number 3 in the  
30  
35

5 album, and the track title "One". The track list 571 also includes the download status 573 for each track in the list. In addition, the download interface 570 includes an overall progress bar 574, which indicates the overall progress of the track downloads. The download interface 570 has a cancel button 575 that terminates the download when selected and a delete button 576 that removes a track to be downloaded from the track list 571. The check box 577 simply enables  
10 automatic closing of the download interface 570 when the track downloads complete.

An account update or user profile interface 563, shown in FIG. 39, is handled in the Web Browser interface 134 part of the client application 131. The account update or user profile interface 563 allows the user to edit and make changes to their customer account information 199 in customer data 106. The system level software flow diagram for account update is discussed  
15 above in connection with FIG. 29. In this embodiment, various groups of are fields available for editing. The personal information 564 group of fields may include first name 565, last name 566, e-mail address 567, username 568, password 569, and password confirmation 578 for password changes. The billing information 579 group of fields may include a user address 580, city 581, state 582, zip code 583, home phone number 584, and work phone number 585. Finally, a credit  
20 card information 586 group of fields may include a name on the credit card 587, credit card type 588, credit card number 589, and credit card expiration date 590. The "update" button 591 sends the updated account information to the application server 103 for updating.

### Digital Content Management

25 As part of a digital content distribution and subscription system, a particular user may be restricted as to the amount of digital content data 108 available over a particular time period. This amount of digital content data 108 allowed over a particular time period may be further restricted such that once this amount is reached, the user is not able to access any additional digital content data 108 until that time period is completed, without incurring any additional fees.  
30 For example, in a subscription service for digital music, a user may only be allowed access to a certain number of songs managed as cache slots (FIG. 43) during a certain time period, for example, 100 songs per month. Once the user has filled a slot, the user would then have to wait until their next renewal date before being able to put a different song in one of their slots. The user can get more songs than allocated by their current plan. These songs are charged on an  
35 individual basis. Those additional tracks may be swapped or not renewed at the next renewal

5 cycle. The subscriber's of digital content may be distributed over one or more client computers from which the user accesses the subscription system, and it may be possible for a single user to download the same content to multiple client computers. The subscription system may allow this duplication of downloaded content but may restrict such duplication as deemed appropriate for the business by enforcing a limit on the number of client computers to which each user may  
10 download content.

Digital content management is implemented in a distributed manner such that access to downloaded digital content at a given point in time is restricted by software licenses operating on the client computer, while the acquisition, renewal, and tracking of these licenses is managed by the application server.

15 Licenses grant users the ability to access digital content which has already been or will be downloaded onto their client computer(s), and are set to expire at the end of each subscription period. If a license for content exists and is valid for the time period during which access is being attempted, access to the content will be granted. If an attempt is made to access content for which no license exists or for which an expired license exists, an attempt may be made to  
20 immediately retrieve a valid license for this content and allow access to the content, or the user may be notified that such content is inaccessible, and that access will be forbidden. In the latter case, the user may be given the opportunity to retrieve a license for the specific content at this time or at a later time.

The Transfer Manager automatically requests and downloads licenses from the  
25 application server whenever a user requests and downloads digital content. Which licenses may be granted during a given time period may be limited by any number of policies, such as the category of the content as compared to the user's subscription privileges. Other policies and restrictions not mentioned here may also be enforced by the application server. The application server keeps track of the number of licenses which each user has successfully downloaded for a  
30 given time period, and so is responsible for enforcement of all such policies and restrictions.

In order for users to continue to have access to the digital content they have downloaded once a given subscription period has ended, they must replace their licenses (i.e., renew) with subsequent licenses which are valid for the new subscription period. The licenses are provided by the application server response to renewal requests from the Transfer Manager. This process  
35 may be initiated automatically by the Transfer Manager as explained elsewhere in this document,

5 or the user may manually start the process. Once the process is initiated, all content which is flagged as needing renewal will be renewed, as long as the user's account status continues to remain valid (reasons for an invalid account would include failure to pay the monthly subscription fee).

At any time over the course of the subscription period, the user, through a web browser  
10 interface to the application server, may indicate which content items they wish to have renewed the next time the renewal process takes place. The application server maintains a list of all digital content to which the user is or has been subscribed. Once that process occurs and the renewed licenses are downloaded, those specified items will be available for access by the user for the duration of the next subscription period. Should the user choose not to flag one or more  
15 content items for renewal, those items will only continue to be accessible until the end of the current subscription period, at which point they will cease to be accessible when their licenses expire.

Licenses are not readily transferable to other client computers, even if a single user owns both client computers. In order to gain access to the same digital content stored on a separate  
20 client computer, a new license must be downloaded from the application server. A user may be permitted to download digital content and its associated licenses to multiple client computers, but a system-wide maximum may limit the number of client computers to which a given user may perform such duplicate downloads. The number of systems to which a given user has downloaded licenses is maintained by the application server, based on unique identifiers which  
25 are generated and maintained via communications between the Transfer Manager and the application server.

### Digital Content Access

Referring to FIG. 40, digital content access starts in steps 913 and 914 when the user  
30 attempts to access digital content, for example, when the user tries to play a protected music file through a supported media player, such as the Microsoft Windows Media Player. In the next step 915, the digital content management software running on the client computer checks to see if a license exists for this content. If not, the Transfer Manager may attempt to acquire a license for this content automatically as indicated in step 916, without requiring the user to have  
35 knowledge of or intervene in this process (i.e., "silently"). If the Transfer Manager successfully

5 downloads a license silently then flow goes back to step 915 to the point at which the system checks to see if the license exists (i.e., was the license which was just downloaded really for the content in question?). If the Transfer Manager fails to download a license silently, then the user may be given the opportunity to choose in step 917 whether to download a new license for this content. If they choose not to download a new license, the process ends in step 918 and the user cannot access the content. If they choose to proceed with the download of a new license, then flow goes back to step 914 to the point at which the system checks to see if the license exists. If the system determines that a license for the content does exist, in step 915 flow moves to the next step 919, at which point the system checks whether the license has expired. If the license has expired, the Transfer Manager may attempt to download a new license (i.e., “renew”) for this content silently in step 916. If the Transfer Manager successfully downloads a license silently then flow returns to the point where the system checks to see if the license exists in step 915. If the Transfer Manager fails to download the license silently, then the user may be given the opportunity to renew the license in step 917. If the user chooses not to renew the license in step 917, the process ends and the user cannot access the content. If the user chooses to renew the license in step 917, flow returns to step 915 to the point at which the system checks to see if the license exists. If, at step 919 where it is determined whether the license is expired, it is found not to have expired, then access is granted for the content in step 920. For example, in the case of a protected music file, the file would begin playback through the user’s media player.

### 25 *License Renewal Process*

Referring to FIG. 41, a license renewal process is initiated by “Start” in step 920. This process is initiated when the user manually chooses in step 921 to renew their digital content licenses, or automatically by the Transfer Manager at a predetermined renewal date, such as at or near the end of a subscription period (i.e., at or near when existing licenses expire as in step 922). In either case, the Transfer Manager will notify the application server that the renewal process should initiate in step 923. The application server will respond with a list of licenses for digital content in step 924 which should be renewed, based on which items the user has previously flagged for renewal. Starting from this list, the Transfer Manager in step 925 builds an internally maintained list of licenses to request for download. In the next step 926, the Transfer Manager checks to see whether there are any licenses in this list. If there are, the Transfer Manager sends

5 a request to download the license for the specific content item in step 927. The details of the process by which the license is downloaded (or not) and stored to the client computer are specified below, in License Download Request Process. After the request to download is processed (successfully or not), the Transfer Manager deletes from its internally maintained list of licenses to request for download the license which was just requested for download in step  
10 928. Next, flow returns to step 926 where the Transfer Manager checks to see whether there are any more license download request remaining in the list. The process continues until this list is empty in step 929.

### **License Download Request Process**

15 Referring to FIG. 42, a license download request is indicated by “Start” in step 930. This process is initiated in step 931 when the Transfer Manager issues a request to the application server to download a license for a specific digital content item. When the application server receives this request in step 932, it determines in step 933 whether the user’s account is valid (i.e., the user has paid for the current subscription period). If not, the process ends in step  
20 934. If so, the flow continues to the step 937, where the application server determines whether the client computer to which the licenses are requested to be downloaded has been used for previous license downloads, or whether it is a new client computer. If it is new, then the application server checks to see whether downloading to this new system would exceed the maximum limit on the number of client computers to which any given user (i.e., user account)  
25 may download licenses. Next, in step 935, the system checks whether the user download limit has been reached. If so, an overage fee is applied to the requested track in step 936. If this limit has already been reached, then the process ends. Flow continues to step 938, where the application server enforces any additional policies which might restrict the user from downloading the license in question. If such policies would, in fact, prohibit the user from being  
30 allowed to download the license, then the process ends. If not, then flow continues to step 939, at which point the application server and Transfer Manager perform the license download and the license is stored on the client computer. After the license has been downloaded, the application server keeps track not only of which content item has been downloaded, but also which user and client computer received this download in step 940, so that future license  
35 download requests may be restricted based on aforementioned maximum limits. The step 941 is



5 to determine whether there are any further license download requests which need to be processed. If so, flow returns to step 931. If not, the process ends.

### Token-Based Authentication

10 In order to provide additional protection of the digital content data **108** in a digital content distribution and subscription system, the download address provided to a user for downloading of the digital content data **108** can include a token. This token can be, for example, a randomly generated alphanumeric string of a predetermined or random length, that is used to authenticate the download when the download request is made by a user of the digital content distribution and subscription service. In addition, the token may have a lifetime or expiration  
15 time, for example, 5 minutes, for which the token is valid. When the current token has expired, a new token is generated and provided for download requests. The dynamic and frequently changing nature of the token in the download address for digital content data **108** helps prevent unauthorized downloads of the digital content data **108** by making the download address for digital content data **108** dynamic in nature as well as valid for only a short period of time.

20 FIGS. 44-50 provide an embodiment for token-based authentication of digital content data **108** download requests in a digital content distribution and subscription system. In this particular embodiment, there are two components to the token-based authentication system. One component is token distribution, shown in FIGS. 44-47, and the other component is token authentication, which is shown in FIGS. 48-50.

25 The token distribution overview block diagram, illustrated in FIG. 44, shows the relationship and interaction between the token generator **109** and the application servers **103** and content servers **104** with respect to token distribution. The token generator **109** is responsible for generating tokens. Tokens can be, for example, randomly generated alphanumeric strings of predetermined or random length. The token generator **109** is then responsible for distributing the  
30 tokens to the application servers **103** and the content servers **104**, where the tokens are actually used, described below in connection with FIG. 48. If the tokens are distributed over a public network, such as the Internet, then the tokens may be encrypted using, for example, public key encryption, before being distributed. It should be noted that the token generator **109** may exist as a separate server or may run on an existing server, for example, on one of the application servers  
35 **103**.

5           FIG. 45 is a token generator specific software flow diagram for token distribution is called the token generation handler. In this example, the token generation handler is a continuously running process. "Start" in step **600** represents the beginning of the token generation handler. The token generation handler generates a new token in step **601**. Next, the token generation handler encrypts the new token in step **602**, using, for example, public key encryption, in order to secure the token if the token is distributed over a public network such as the Internet. Then the token generation handler gets the locally stored list of application servers **103** and content servers **104** that need to receive the new token in step **603**. Steps **604** through **610** represent the actual distribution of the token to each server in the list of servers. In step **604**, the next server to send the token is retrieved from the list of servers. If the list is completed in step **605** and there are no more servers to send the token, then the token generation handler waits, for example, 5 minutes, in step **606** before generating and distributing a new token in step **601** again. If the list of servers is not completed in step **605** and the next server to distribute the token was retrieved in step **604**, then the token generation handler generates and sends a token update to the server in step **607**. Next, the token generation handler waits for a predetermined timeout period, for example, 2 seconds, and possibly with multiple retries for a token update acknowledge in step **608** from the server. If a token update acknowledge is not received in step **609**, then the token generation handler logs that the token update failed for the particular server in step **610**. Logging the failure allows a system administrator to quickly identify possible problems with a server or the computer network. After the token update failure is logged in step **610** or if the token update acknowledge was received in step **609**, then the token update handler gets the next server in the list of servers to distribute the token in step **604** again.

          FIG. 46 is an application server specific software flow diagram for token distribution, called the application token distribution handler. In this embodiment, the application token distribution handler is a continuously running process on the application server **103**.

30           "Start" in step **620** represents the beginning of the application token distribution handler. If a token update is received in step **621** from the token generator **109**, then the token, passed as part of the token update, is decrypted in step **622**, in accordance with the encryption process used by the token generator **109**. Next, the application token distribution handler saves the decrypted token in step **623** for later use by the application server **103** during download address generation, described below in connection with FIG. 49. Then the application token distribution handler

35

5 returns a token update acknowledge in step 624 to the calling token generator 109 and checks for a token update received in step 621 again.

FIG. 47 provides the content server specific software flow diagram for token distribution, called the content token distribution handler. In this example, the content token distribution handler is a continuously running process on the content server 104. "Start" in step 630  
10 represents the beginning of the content token distribution handler. If a token update is received in step 631 from the token generator 109, then the token, passed as part of the token update, is decrypted in step 632, in accordance with the encryption process used by the token generator 109. Next, the content token distribution handler saves the decrypted token in step 633 for later use by the content server 104 during download address authentication, described below in  
15 connection with FIG. 50. Then the content token distribution handler returns a token update acknowledge in step 634 to the calling token generator 109 and checks for a token update received in step 631 again.

The token authentication overview block diagram, illustrated in FIG. 48, shows the relationship and interaction between the client 100 and the application servers 103 and content  
20 servers 104 with respect to token authentication. When a client 100 makes a digital content data 108 download request, described above in connection with FIG. 18, the application server 103 uses the currently saved token from the token generator 109, as well as a content file name or content identifier 213 to generate the download address. The application server 103 passes this download address back to the client 100 and the client 100 then requests the digital content data  
25 108 from the content server 104, passing this download address. The content server 104 authenticates the download request using the token that the content server 104 extracts from the download address and compares this token with the token that the content server 104 received from the token generator 109.

FIG. 49 is an application server specific software flow diagram for token authentication,  
30 called the application token authentication handler. In this example, the application token authentication handler is called as part of the digital content download request, and more specifically, when the download address is generated on the application server 103 by the application download handler, described above in connection with FIG. 21, step 368. The application token authentication handler thus provides the token to the application download

5 handler, which uses the token to generate the download address that the application server **103** passes to the client **100**, described above in connection with FIG. 18.

“Start” in step **640** represents the beginning of the application token authentication handler on the application server **103**. The application token authentication handler encodes the token in step **641** that was saved on the application server **103** by the application token  
10 distribution handler, described above (FIG. 46, step **623**). The token can be encoded using, for example, the MD5 message-digest algorithm. Then the application token authentication handler returns the encoded token in step **642** to the calling application download handler and the application token authentication handler ends in step **643**.

FIG. 50 provides the content server specific software flow diagram for token  
15 authentication, called the content token authentication handler. In this example, the content token authentication handler is called as part of the digital content download request, and more specifically, when the download address is authenticated on the content server **104** by the content download handler, described above (FIG. 24, step **392**). The content token authentication handler thus authenticates the encoded token for the content download handler as part of download  
20 address authentication on the content server **104** before the content server **104** allows downloading of the digital content data **108**. The encoded token is included as part of the download address passed by the client **100** to the content server **104**, described above in connection with FIG. 18.

“Start” in step **650** represents the beginning of the content token authentication handler  
25 on the content server **104**. The content token authentication handler encodes the token in step **651** that was saved on the content server **104** by the content token distribution handler, described above (FIG. 47, step **633**). This step is necessary, since the encoding process, for example, the MD5 message-digest algorithm, may not be reversible, thus requiring comparison of encoded tokens rather than the actual tokens themselves. Next the content token authentication handler  
30 compares in step **652** the encoded token generated in step **651** and the encoded token passed by the calling content download handler, extracted from the download address passed to the content server **104** by the client **100**. If the encoded tokens do not match in step **653**, then the content token authentication handler returns that the token is invalid in step **654** to the calling content download handler and the content token authentication handler ends in step **656**. If the encoded  
35 tokens do match in step **653**, then the content token authentication handler returns that the token

5 is valid in step 655 to the calling content download handler and the content token authentication handler ends in step 656.

### Royalty Administration

10 Royalty administration for a digital content distribution and subscription system involves tracking licensing of digital content data 108 by users of the digital content distribution and subscription service and periodically calculating royalty payments to rights holders of the digital content data 108. Tracking the licensing of digital content data 108 is handled during a download request when the license server 102 provides the license for the digital content data 108 to the client 100, described above in connection with FIG. 18. The licensing information is used to  
15 calculate royalty payments to the rights holders of the digital content data 108. In this way, rights holders of digital content data 108 can be properly compensated for the use of their digital content data 108, thus providing a digital content distribution and subscription system that follows and honors existing copyrights to the digital content data 108. The particular embodiment of a royalty administration system described here is intended specifically for a  
20 digital music subscription system.

The royalty administration overview block diagram, illustrated in FIG. 51, shows the relationship and interaction between the royalty administrator 125 and the application servers 103 and the license servers 102 and in particular access to the information in the digital content catalog 107, customer data 106, and royalty tracking 105 by the royalty administrator 125. The  
25 royalty administrator 125 uses this information for calculating royalty payments to the rights holders of digital content data 108. As described above in connection with FIG. 18, when the client 100 initiates a download request, the license server 102 provides a license to the client 100 for access to or playback of the digital content data 108. The assignment of this license is saved in royalty tracking 105. The royalty administrator 125 then uses the information in royalty  
30 tracking 105, as well as customer data 106 and the digital content catalog 107, to periodically, for example, every quarter, calculate royalty payments to rights holders of the digital content data 108 that was licensed to users of the digital content distribution and subscription service. In this way, rights holders of the digital content data 108, for example, digital music, are properly compensated for access to or playback of their digital works. It should be noted that the royalty

5 administrator **125** might exist as a separate computing platform or server or run on an existing server, for example, on an application server **103**.

FIG. 52 is an exemplary block diagram of the royalty tracking and payment calculation data organization for a royalty administration system. In this particular embodiment, the royalty administration system supports royalty administration for a digital music subscription service.

10 Contained in royalty tracking **105** are the license assignment records **700** for the digital content data **108**, and in particular for digital music. These license assignment records **700** are generated and stored in royalty tracking **105** during a download request when the license server **102** creates the access or playback license, described above in connection with FIG. 18. The license assignment record **700** contains various fields to support royalty calculations, with only those

15 relevant fields being shown and discussed here. The license assignment ID **701** is a unique identifier assigned to each license assignment record **700**. The customer ID **702** identifies the customer record **710** for the customer that received the playback license. The track ID **703** identifies the track record **720** for the music track that was licensed to the customer. The assignment date **704** indicates the date the license was assigned. The expiration date **705**

20 indicates the date the license expires. Using these dates, the time period, during which the track was cached in the given royalty period, can be calculated. Using the customer ID **702**, the royalty administrator **125** can access the customer records **710** stored in customer data **106** to access information about the customer that received the license. The customer record **710** contains territory information to support royalty calculations, with only those relevant fields

25 being shown and discussed here. The customer ID **711** is a unique identifier assigned to each customer record **710**. The territory ID **712** identifies the territory record **770**, which indicates the region or country that the customer lives in since rights assignments for royalty calculations may vary from country to country. Using the track ID **703** and the territory ID **712**, the royalty administrator **125** can access the rights assignment records **730** stored in the digital content

30 catalog **107** to search for rights assignments for the track and region or country specified. The rights assignment record **730** contains various fields to support royalty calculations, with only those relevant fields being shown and discussed here. The rights assignment ID **731** is a unique identifier assigned to each rights assignment record **730**. The rights holder ID **732** identifies the rights holder record **750** for the rights holder assigned to this particular rights assignment. The

35 track ID **733** identifies the track record **720** for the track assigned to this particular rights

5 assignment. The percentage **734** indicates what percentage of the total rights this rights  
assignment is given. The flat rate **735** indicates that a flat royalty rate is paid to this rights holder.  
Either the percentage **734** or the flat rate **735** is used in royalty calculations. The percentages and  
rates are applied against the revenue pool value residing in the financial system. The territory ID  
**736** identifies the territory record **770**, which indicates the region or country where the right  
10 assignment is valid. The assignment date **737** indicates the starting date that the rights  
assignment is effective. The termination date **738** indicates the date the rights assignment ended,  
which may be ongoing.

For music, there are two types of rights assignments. One type is publishing rights, which  
are the rights to the written lyrics and music. The other type is recording rights, which are rights  
15 to a particular recording of the music. The publishing rights **739** field indicates that this rights  
assignment is for publishing rights. The recording rights **740** field indicates that this rights  
assignment is for recording rights. Only one of the publishing rights **739** or recording rights **740**  
fields can be set for a particular rights assignment record **730**. Using the rights holder ID **732**, the  
royalty administrator **125** can access the rights holder records **750** stored in the digital content  
20 catalog **107** to search for the rights holder of a particular rights assignment record **730**. The rights  
holder record **750** contains various fields to support royalty calculations, with only those relevant  
fields being shown and discussed here. The rights holder ID **751** is a unique identifier assigned to  
each rights holder record **750**. The payment information **752** provides information on how the  
rights holder should be paid, for example, a bank account to credit or an address to send  
25 payment. Track records **720** are contained in the digital content catalog **107** and contain  
information on the digital music tracks, with only those fields relevant for supporting royalty  
calculations being shown and discussed here. The track ID **721** is a unique identifier assigned to  
each track record **720**. The title **722** indicates the title of the track. Territory records **770** are  
contained in one of the data storage locations, such as the digital content catalog **107**, customer  
30 data **106**, or royalty tracking **105**, and contain information about a region or country, with only  
those fields relevant for supporting royalty calculations being shown and discussed here. The  
territory ID **771** is a unique identifier assigned to each territory record **770**. The name **772**  
corresponds to the name of the region or country specified for the territory record **770**. It should  
be noted that only information in the various records discussed above that is directly relevant to

5 royalty administration has been included and it is understood that other information may exist in these various records for other purposes.

As indicated in the royalty tracking and payment data organization block diagram in FIG. 52, calculation of royalty payments is a complex process. FIG. 53 is a software flow diagram of royalty payment calculation by the royalty administrator **125**, called the payment calculation handler. In this example, the payment calculation handler may be initiated automatically on a periodic basis, for example, every quarter, or manually as part of royalty administration or auditing. "Start" in step **800** represent the beginning of the payment calculation handler. The payment calculation handler queries in step **801** the license assignment records **700** for license assignment records **700** which are valid during the desired time period for which royalty calculations are being made. If the license assignment query is not successful in step **802**, then the payment calculation handler logs the failure to calculate royalty payments in step **803** and the payment calculation handler ends in step **823**. If the license assignment query is successful in step **802**, then the payment calculation handler checks if there are license assignment records **700** remaining to calculate in step **804** from the query in step **801**. If there are no more license assignment records **700** to calculate in step **804**, then the payment calculation handler generates a payment report in step **805** and the payment calculation handler ends in step **823**. The payment report generated in step **805** can then be used for issuing the proper payments to the various rights holders. If there are more license assignment records **700** to calculate in step **804**, then the payment calculation handler gets the next license assignment record **700** to calculate in step **806**. Next, the payment calculation handler queries in step **808** the customer records **710** for the customer record **710** matching the license assignment record **700** customer ID **702** field. From the customer record **710**, the payment calculation handler attains the territory ID field and stores it for later use. If the customer query is not successful in step **809**, then the payment calculation handler logs the failure to calculate royalty payments in step **810** and the payment calculation handler ends in step **823**. If the customer query is successful in step **809**, then the payment calculation handler queries in step **811** the track history for track information. If the track history query is not successful in step **812**, then the payment calculation handler logs the failure to calculate royalty payments in step **813** and the payment calculation handler ends in step **823**. If the track history query is successful in step **812**, then the payment calculation handler queries in step **814** the rights assignment records **730** for the rights assignment record or records **730**



5 matching the license assignment record **700** track ID **703** field and the customer record **710**  
territory ID **712** field stored earlier and which are valid during the desired time period for which  
royalty calculations are being made. If the rights assignments query is not successful in step **815**,  
then the payment calculation handler logs the failure to calculate royalty payments in step **816**  
and the payment calculation handler ends in step **823**. If the rights assignments query is  
10 successful in step **815**, then the payment calculation handler checks if there are rights assignment  
records **730** remaining to calculate in step **817** from the query in step **814**. If there are no more  
rights assignments records **730** to calculate in step **817**, then the payment calculation handler  
checks if there are more license assignment records **700** to calculate in step **804** again. If there  
are more rights assignments records **730** to calculate in step **817**, then the payment calculation  
15 handler gets the next rights assignment record **730** to calculate in step **818**. Next, the payment  
calculation handler queries in step **819** the rights holder records **750** for the rights holder record  
**750** matching the rights assignment record **730** rights holder ID **732** field. If the rights holder  
query is not successful in step **820**, then the payment calculation handler logs the failure to  
calculate royalty payments in step **821** and the payment calculation handler ends in step **823**. If  
20 the rights holder query is successful in step **820**, then the payment calculation handler calculates  
the payment to the rights holder for the license assignment in step **822** and checks if there are  
there are more rights assignment records **730** to calculate in step **817** again.

Royalty payment calculation for a particular license assignment record **700** in step **822** of  
FIG. 53 to a particular rights holder specified in a rights holder record **750** involves multiple  
25 variables and conditions. In particular, the payment calculation example described below  
assumes that license assignments are valid only during all or part of a given month, that rights  
assignments are valid for full month time periods only, and that the time period for royalty  
calculations are made based on multiples of full month time periods only. First, a license  
assignment time frame is calculated using the time period marked by the license assignment  
30 record **700** assignment date **704** and expiration date **705** fields. Since the license assignments are  
valid during all or part of a given month and royalty calculations are made over multiples of full  
month time periods, there is no risk in this example of the license assignment time frame  
extending outside the royalty calculation time period. Next the license assignment pro-ration is  
calculated by dividing the license assignment time frame by the total number of days in the  
35 subscription record **760** billing period **764** field, which is always one month in this example. The

5 number of days in the particular month is determined from the month in which the license assignment time frame falls. If the rights assignment uses a flat rate, as indicated in the rights assignment record 730 flat rate 735 field, then the royalty payment calculation for a particular license assignment record 700 to a particular rights holder, as indicated in the rights holder record 750, is the amount of the flat rate 735 field value times the license assignment pro-ration.

10 If the rights assignment is not based on a flat rate, then the royalty payment calculation for a particular license assignment record 700 to a particular rights holder, as indicated in the rights holder record 750, is the percentage 734 value times the license assignment pro-ration times a royalty payment constant, for example, \$0.01 for publishing rights as indicated by the publishing rights 739 field or \$0.05 for recording rights as indicated by the recording rights 740 field. The

15 financial system provides the revenue pool from which these funds are disbursed. Since the rights assignments are valid for full month time periods, there is no risk in this example of the license assignment time frame extending outside the rights assignment time frame, as calculated by the rights assignment record 730 assignment date 737 and termination date 738 fields. It should be noted that using the given information in the various records, more complex royalty

20 payment calculation systems with fewer or no assumptions are possible.

### Customer Care and Customer Logs, and History

Customer care 144 and customer logs and history systems 145 are related aspects of the subscription service infrastructure 130, described previously in connection with FIG. 4. The

25 customer care system 144 enables subscription service support personnel to provide technical and system support for subscribers. The customer logs and history system 145 tracks customer or subscriber access to the digital music subscription service and includes subscriber activity such as account management 135 to record subscriber plan and profile changes. The customer logs and history system 145 information can then be used as part of customer care 144 to facilitate

30 support for subscribers. The customer logs and history system 145 also tracks subscriber secure audio downloads 139, which are used for royalty tracking 105.

The customer administration overview block diagram, illustrated in FIG. 54, shows the relationship and interaction between the customer administrator 126 and the application servers 103 and license servers 102 and in particular access to the information in customer data 106, and

35 royalty tracking 105 by the customer administrator 126. When a customer, on a client computing

5 platform **100**, of the digital music subscription service requires customer support from the customer administrator **126**, the customer administrator **126** is able to access, using, for example, Siebel Systems customer relationship management software, customer data **106** to correct, edit, or update customer account information, for example, to update customer address changes. The customer administrator **126** may also access royalty tracking **105** to correct, edit, or update  
10 customer download and licensing information, for example, to update customer billing errors.

FIGS. 55-59 provide software flow diagrams for the customer care system **144** and access to customer logs and history system **145** on the customer administrator **126**, application servers **103**, and license servers **102**.

FIG. 55 is a customer administrator specific software flow diagram for a customer  
15 information request, called the customer information task. In this embodiment, the customer information task is handled within a standard web browser, for example, Microsoft Internet Explorer. The customer administrator **126** typically initiates a customer information request in order to access information on a specific customer as part of customer support. "Start" in step **830** represents the beginning of the customer information task on the customer administrator  
20 **126**. The customer information task generates and sends a customer information request in step **831** to the application server **103**. The customer information task then waits with some timeout, for example, 2 seconds, and possibly with multiple retries for a customer information request response in step **832** from the application server **103**. If a customer information request response is not received in step **833**, then the customer information task presents the customer information  
25 request failure to the customer administrator **126** in step **834** and the task ends in step **843**. If a customer information request response, which includes the customer logs and history **145**, is received in step **833** from the application server **103**, then the customer information task presents the customer information to the customer administrator **126** in step **835**. Then the customer information task waits for action from the customer administrator **126** to update or change the  
30 customer information in step **836**. If the customer administrator **126** does not request to change the customer information in step **837**, then the customer information task ends in step **843**. If the customer administrator **126** does request to change the customer information in step **837**, then the customer information task sends a customer change request, which includes the changed customer information and changed customer logs and history **145**, in step **838** to the application  
35 server **103**. The customer information task then waits with some timeout, for example, 2 seconds,

5 and possibly with multiple retries for a customer change request response in step 839 from the application server 103. If a customer change request response is not received in step 840, then the customer information task presents the customer change request failure to the customer administrator 126 in step 841 and the task ends in step 843. If a customer change request response is received in step 840 from the application server 103, then the customer information  
10 task presents the results of the customer change request to the customer administrator 126 in step 842 and the customer information task ends in step 843.

FIG. 56 is an application server specific software flow diagram for a customer information request, which in the example described henceforth, is called the application customer information handler. In this example, the application customer information handler is a  
15 continuously running process on the application server 103. "Start" in step 850 represents the beginning of the application customer information handler. If a customer information request is received in step 851 from the customer administrator 126, then the customer data 106 that was requested is retrieved in step 852. If the customer data 106 is not valid in step 853, then the application customer information handler returns that the customer information request is not  
20 valid in step 854 to the customer administrator 126. The application customer information handler then checks for any customer information requests received in step 851 again. If the customer data 106 that was retrieved is valid in step 853, then the application customer information handler generates and sends a customer license request in step 855 to the license server 102 in order to obtain license history information for a specific customer. The application  
25 customer information handler then waits with some timeout, for example, 2 seconds, and possibly with multiple retries for a customer license request response in step 856. If a customer license request response is not received in step 857, then the application customer information handler returns that the customer license request failed in step 858 to the customer administrator 126. The application customer information handler then checks for any customer information  
30 requests received in step 851 again. If a customer license request response is received in step 857, then the application customer information handler returns the customer data 106 and customer license history for the specific customer in step 859 to the customer administrator 126 and checks for any customer information requests received in step 851 again.

FIG. 57 provides an application server specific software flow diagram for a customer  
35 change request, which in the example described henceforth, is called the application customer

5 change handler. In this example, the application customer change handler is a continuously running process on the application server 103. "Start" in step 860 represents the beginning of the application customer change handler. If a customer change request is received in step 861 from the customer administrator 126, then the changed customer data 106 is validated and saved in step 862. If the changed customer data 106 is not valid in step 863, then the application customer change handler returns that the customer change request is not valid in step 864 to the customer administrator 126. The application customer change handler then checks for any customer change requests received in step 861 again. If the changed customer data 106 is valid in step 863, then the application customer change handler generates and sends a customer license change request in step 865 to the license server 102 in order to change license history information for a specific customer. The application customer change handler then waits with a predetermined timeout, for example, 2 seconds, and possibly with multiple retries for a customer license change request response in step 866. If a customer license change request response is not received in step 867, then the application customer change handler returns that the customer license change request failed in step 868 to the customer administrator 126. The application customer change handler then checks for any customer change requests received in step 861 again. If a customer license change request response is received in step 867, then the application customer change handler returns the customer data 106 and customer license history change results for the specific customer in step 869 to the customer administrator 126 and checks for any customer change requests received in step 861 again.

25 FIG. 58 is a license server specific software flow diagram for a customer license information request, which in the example described henceforth, is called the license customer information handler. In this example, the license customer information handler is a continuously running process on the license server 102. "Start" in step 870 represents the beginning of the license customer information handler. If a customer license information request is received in step 871 from an application server 103, then the license customer information handler gets the license history information for the specific customer in step 872. The license customer information handler then returns the license history information in step 873 to the calling application server 103 and checks for any customer license information requests received in step 871 again.

5           FIG. 59 provides a license server specific software flow diagram for a customer license  
change request, which in the example described henceforth, is called the license customer change  
handler. In this example, the license customer change handler is a continuously running process  
on the license server **102**. “Start” in step **880** represents the beginning of the license customer  
change handler. If a customer license change request is received in step **881** from an application  
10 server **103**, then the license customer change handler saves the changed license history  
information for the specific customer in step **882**. The license customer change handler then  
returns the results of license change request in step **883** to the calling application server **103** and  
checks for any customer license change requests received in step **881** again.

          Obviously, many modifications and variations of the present invention are possible in  
15 light of the above teachings. Thus, it is to be understood that, within the scope of the appended  
claims, the invention may be practiced otherwise than as specifically described above.

          What is claimed and desired to be covered by a Letters Patent is as follows:

5 **WE CLAIM:**

1. A digital content distribution system comprising:

a plurality of data stores implemented as databases on one or more servers, said plurality of data stores including a digital content data store for storing selectively accessible digital content, a customer data store for storing customer data and subscription data store for storing  
10 data which identifies the selectively accessible digital content;

a digital content management system implemented on said one or more servers for displaying available in said digital content data store and enabling downloading of selected digital content to a remote client computing platform in response to a request from a remote client computing platform, electronically coupled to said digital content distribution system over  
15 a network; and

a royalty administration system for tracking downloaded digital content.

2. The digital content distribution system as recited in claim 1, wherein said digital content is audio data.

20

3. The digital content distribution system as recited in claim 1, wherein said digital content is video data.

4. The digital content distribution system as recited in claim 1, wherein said network  
25 is a private network.

5. The digital content distribution system as recited in claim 1, wherein said network is a public network.

30 6. The digital content distribution system as recited in claim 5, wherein said public network is the Internet.

7. The digital content distribution system as recited in claim 1, wherein said royalty administration system is configured to calculate royalties for downloaded digital content.

35

5           8.     The digital content distribution system as recited in claim 1, wherein said digital content management system is configured to download selected digital content in an encrypted format defining encrypted digital content.

10           9.     The digital content distribution system as recited in claim 8, wherein said digital content management system is configured to generate a key that is downloaded with said selected digital content for decrypting said digital content.

15           10.    The digital content distribution system as recited in claim 9, wherein said key is only valid for a predetermined time period.

          11.    The digital content distribution system as recited in claim 9, wherein a separate key is downloaded for each item of digital content selected.

20           12.    The digital content distribution system as recited in claim 1, wherein said digital content distribution system includes a user interface for enabling connection of said remote client computing platforms to connect to said digital content distribution system with standard technology to enable remote computing platforms to communicate with said digital content management system by way of a standard web browser.

25           13.    The digital content distribution system as recited in claim 1, wherein said digital content distribution system includes a digital content catalog data store.

30           14.    The digital content distribution system as recited in claim 13, wherein said digital content management system includes a search and browse system which enables users to search and browse the contents of said digital content catalog data store.

35           15.    The digital content distribution system as recited in claim 1, wherein said digital content management system including a digital rights management system for preventing access and playback of digital content under predetermined conditions.



5           16.    The digital content distribution system as recited in claim 1, wherein said digital content management system includes a registration and login system for enabling registration and login of remote client computing platforms.

          17.    A process for distributing digital content, the process comprising the steps of:

10           (a)    downloading predetermined digital content stored in one or more data stores in response to a request; and

          (b)    automatically tracking the downloaded digital content for purposes of royalty administration.

15           18.    A process for distributing digital content as recited in claim 17, wherein step (a) further includes the step:

          (1)    encrypting the selected digital content before downloading.

          19.    A process for distributing digital content as recited in claim 18, wherein step (a) includes the steps:

          (2)    generating a key for decrypting said selected digital content; and

          (3)    downloading said key with said selected digital content.

20           20.    A process for distributing digital content as recited in claim 19, wherein said key is generated to be valid for a predetermined time.

          21.    A process for distributing digital content as recited in claim 17, further including the steps of:

          (c)    registering predetermined users;

30           (d)    downloading said digital content in response to a login request.

          22.    A process for distributing digital content as recited in claim 17, wherein step (a) includes downloading a predetermined number of units of digital content in response to a request.

35

5           23.    A process for distributing digital content as recited in claim 22, wherein step (a) also includes downloading a predetermined number of units of digital content in a predetermined time period for a predetermined fee in response to a request.

10           24.    A client interfacing system for interfacing a client computing platform with a digital content service provider, the system comprising:

          a client computing platform, configured to be connected to a digital content service provider over a predetermined network;

          a user interface for interfacing with said digital content service provider;

15           a transfer manager system for connecting to a digital content service provider by way of a network and storing a session identifier, received from said digital content service provider, once connection is successfully established; and

          managing communication with said digital content service provider after passing said previously stored session identifier to said digital content service provider.

20           25.    A client interfacing system for interfacing a client computing platform with a digital content service provider as recited in claim 24, wherein said network is a private network.

          26.    A client interfacing system for interfacing a client computing platform with a digital content service provider as recited in claim 24, wherein said network is a public network.

25           27.    A client interfacing system for interfacing a client computing platform with a digital content service provider as recited in claim 26, wherein said public network is the Internet.

30           28.    A client interfacing system for interfacing a client computing platform with a digital content service provider as recited in claim 24, wherein said client interfacing system further includes a registration and login system for connecting to said digital content service provider.

5           29.    A process for enabling connection to a digital content service provider over a network, the process comprising the steps of:

(a)    authenticating clients attempting to connect to said digital content service provider;

(b)    passing a session identifier to a client that has been authenticated; and

10       (c)    responding to a client request only if said client passes a valid session identifier with said request; and

(d)    automatically tracking digital content downloaded to said client for royalty purposes.

15           30.    A process for enabling connection to a digital content service provider over a network as recited in claim 29, wherein step (c) includes the step of:

(1)    downloading digital content to said client.

20           31.    A process for enabling connection to a digital content service provider over a network as recited in claim 29, wherein step (c) comprises the steps of:

(2)    encrypting said digital content to be downloaded defining encrypted digital content;

(3)    generating a key for decrypting said encrypted digital content; and

(4)    downloading said key with said encrypted digital content.

25           32.    A process for enabling connection to a digital content service provider over a network as recited in claim 31, wherein said step (3) further includes generating one or more keys that are valid for only a predetermined time period.

30           33.    A process for enabling connection to a digital content service provider over a network as recited in claim 31, wherein step (3) further includes generating a separate key for each unit of digital content.

5           34.    A process for enabling connection to a digital content service provider over a network as recited in claim 29, wherein step (b) further includes passing a session identifier that is valid for a predetermined time period.

10           35.    A process for enabling connection to a digital content service provider over a network as recited in claim 29, wherein said step (c) includes the steps of:

- (4)    responding to search requests; and
- (5)    downloading digital content in response to downloaded requests.

15           36.    A process for enabling connection to a digital content service provider over a network as recited in claim 29, further including the step:

- (e)    providing an industry standard interface for establishing sessions with said client.

20           37.    A process for enabling connection to a digital content service provider over a network as recited in claim 35, further including the step of:

- (f)    storing client requests.

          38.    A process for enabling connection to a digital content service provider over a network as recited in claim 37, further including the step of:

- 25           (g)    limiting the number of downloaded requests to a predetermined number in a predetermined time period.

          39.    A digital content management system for use with a digital content distribution and subscription system which includes stored digital content available for download on request, the digital content management system comprising:

30           a digital content download request system for passing user requests for stored digital content to said digital content distribution system;

          an allocation system for allocating a cache for receiving downloaded digital data from said digital content distribution and subscription system; and

5 a management system for checking the availability of open cache slots in response to requests for stored digital content from said digital content from said digital content distribution and subscription system.

10 40. The digital content management system as recited in claim 39, wherein said allocation system is configured to provide a predetermined number of cache slots in order to restrict the amount of digital content downloaded by a user.

15 41. The digital content management system as recited in claim 39, wherein said allocation system is configured to provide a predetermined number of cache slots in order to restrict the amount of digital content downloaded by a user over a predetermined time period.

42. The digital content management system as recited in claim 39, wherein system management system is configured to check the availability of empty cache slots.

20 43. A token-based system for use with a digital content distribution and subscription service which includes stored digital content available for download on request, the token based authentication system comprising:

a digital content download request system for passing user requests for digital content defining requested digital content to said digital content distribution and subscription system;

25 a digital content download system for downloading the requested digital content;

a token generator for generating one or more tokens; and

a token distribution system for distributing one or more tokens for authenticating the requested digital content.

30 44. A token-based system as recited in claim 43, wherein said token distribution system distributes one or more tokens to one or more content servers used to store said digital content.

35 45. A token-based system as recited in claim 44, wherein said token distribution system returns a token with the download address of said requested digital content.

5           46. A token-based system as recited in claim 45, further including a token authentication system for comparing said tokens distributed to said one or more servers with said tokens returned with said download address and enabling download of said tokens match.

10           47. The token-based authentication system as recited in claim 43, wherein said tokens are alphanumeric strings.

          48. The token-based authentication system as recited in claim 43, wherein said alphanumeric strings are randomly generated.

15           49. The token-based authentication system as recited in claim 46, wherein said alphanumeric string has a predetermined length.

          50. The token-based authentication system as recited in claim 46, wherein said alphanumeric string has a random length.

20

          51. The token-based authentication system as recited in claim 43, wherein said tokens are configured with a predetermined expiration time.

25           52. The token-based authentication system as recited in claim 43, further including a system for encrypting said tokens.

          53. The token-based authentication system as recited in claim 43, further including a system for decrypting said tokens.

30           54. A method for preventing unauthorized access to stored digital content, the method comprising the steps of:

          (a) generating one or more tokens when requests for stored digital content are received said tokens requiring authentication before said requested stored digital content can be played back; and

5 (b) passing said one or more tokens along with digital data representing said requested digital content to the user that requested said stored digital content.

55. The method as recited in claim 54 further including the step of:

10 (c) passing said one or more tokens to one or more servers where said requested stored digital content is stored.

56. The method as recited in claim 54, wherein step (b) comprises passing a download address of said requested digital content.

15 57. The method as recited in claim 56, wherein step (b) comprises passing said requested digital content.

58. A method for authenticating digital content by user comprising the steps of:

20 (a) requesting stored digital content;  
(b) receiving one or more first tokens in response to said request;  
(c) receiving digital data representative of requested said stored digital content; and  
(d) authenticating said one or more tokens to enable playback of said stored digital content.

25 59. The method as recited in claim 58, further including the step of receiving one or more second tokens with said digital data representative of said requested stored digital content.

30 60. The method as recited in claim 59, wherein said step (d) comprises comparing said one or more first tokens with said one or more second tokens and enabling said digital data representative of said requested stored digital content when said one or more first tokens match said one or more second tokens.

35 61. A royalty administration system for use with a digital content distribution and subscription system which includes stored digital content available for download on request, the royalty administration system comprising:

5 a download request system for receiving user requests for stored digital content;  
a system for downloading the requested digital content in response to said requests; and  
a tracking system for automatically tracking said downloaded digital content for royalty  
calculation purposes.

10 62. The royalty administration as recited in claim 61, wherein said tracking system  
includes one or more databases including a royalty tracking database.

63. The royalty administration as recited in claim 62, wherein further including a  
license platform for generating license assignment records.

15 64. The royalty administration as recited in claim 63, wherein said license assignment  
records include a predetermined number of data fields.

20 65. The royalty administration as recited in claim 64, wherein said predetermined data  
fields include one or more customer fields.

66. The royalty administration as recited in claim 64, wherein said predetermined data  
fields include one or more license assignments.

25 67. The royalty administration as recited in claim 64, wherein said predetermined data  
fields include one or more tracks.

68. The royalty administration as recited in claim 84, wherein said predetermined data  
fields include one or more subscription plans.

30 69. The royalty administration as recited in claim 64, wherein said predetermined data  
fields include one or more rights holders.

35 70. The royalty administration as recited in claim 64, wherein said predetermined data  
fields include one or more territories.



5           71.     The royalty administration as recited in claim 64, wherein the tracking system is configured to automatically calculate a predetermined royalty-based on the data in said one or more data fields.

10           72.     The royalty administration as recited in claim 71, wherein said royalty includes royalties for publishing rights in said digital content.

          73.     The royalty administration as recited in claim 71, wherein said predetermined royalty is calculated for a predetermined time period.

15           74.     The royalty administration as recited in claim 71, wherein said predetermined royalty is calculated for a predetermined time period.

          75.     The royalty administration as recited in claim 74, wherein said predetermined time period is one month.

20           76.     The royalty administration as recited in claim 63, wherein said license platform is a server.

          77.     A method for calculating royalty payments for a digital content distribution and subscription system, the method comprising the steps of:

25           (a)     generating a license assignment record when digital content is downloaded to a user;

          said license assignment record including one or more data fields; and  
          reading said one or more data fields to calculate said royalties.

30           78.     The method for calculating royalty payments for a digital content distribution and subscription system recited in claim 17 further including the step of:

          (b)     accessing stored information regarding the digital content and the user to populate said data fields.

35

5           79.    The method for calculating royalty payments for a digital content distribution and  
subscription system recited in claim 78, wherein step (b) includes the step of calculating  
publishing rights royalties.

10           80.    The method for calculating royalty payments for a digital content distribution and  
subscription system recited in claim 78, wherein step (b) includes the step of calculating  
recording rights.

15           81.    The method as recited in claim 39, wherein the system is configured to limit the  
number of personal computers that can access the digital content in a predetermined time period.

          82.    The method as recited in claim 42, wherein the system is configured to calculate  
an overage fee when no cache slots are available after a download request.

20

5

**DIGITAL CONTENT DISTRIBUTION AND SUBSCRIPTION SYSTEM****ABSTRACT OF THE DISCLOSURE**

10 A digital content distribution and subscription system for digital data files, such as digital  
audio and video data files, which provides subscribers, for example, with music or video from  
locally-stored digital files or on demand for a fee. The system may optionally provide streaming  
digital data as well as locally-stored digital files. After registration onto the system, a subscriber  
may select from a relatively wide variety of available digital content, for example, music content  
15 ripped from a high-quality digital source to provide relatively consistent digital quality to  
subscribers. In one exemplary implementation, subscribers may subscribe to a predetermined  
number of songs slots for a period of time, for example, about 200-400 song slots per month.  
The subscriber may then select songs from various playlists which causes encrypted digital audio  
files for the selected music to be downloaded to the subscribers's PC. A license key is  
downloaded to the subscribers' PC to "unlock" the selected songs to enable them to be decoded  
20 and played on the subscriber's personal computer or remote audio equipment for a  
predetermined time period. At the expiration of the predetermined time period, the license key  
expires, thereby preventing further playback of the encrypted audio data files. The selections of  
each subscriber are tabulated for the purpose of royalty tracking and payment of an appropriate  
license fee to the holders of copyright rights for the selections. The system may also be used to  
25 provide additional digital information, such as special events which may be live or pre-recorded.  
The digital content distribution and subscription system includes a digital content management  
system, a system for token-based authentication allowing secure data retrieval and a royalty  
administration system.

30 The digital content management system manages the amount of digital content data  
delivered to a client over a predetermined period. The server manages the number client access  
devices, such as personal computers (PC), which can access the digital content over a  
predetermined time period.

~~The token-based authentication system~~ The token-based authentication system provides  
for anonymous authentication that does not require knowledge of the individual user requesting  
35 the download of digital content data or real-time access to user account information. Instead, the

5 token-based authentication system embeds the authentication information, or token, in the download request information itself. In this way, the download or content server authenticates the download request using the token contained in the download request information and therefore does not require any additional information to carry out this authentication, such as access to user account information.

10 The royalty administration system operates as part of a digital content subscription service to track usage of digital content, for example, music, by subscribers of the digital content subscription service and to calculate royalty payments to, for example, publishing and performance rights holders of the digital music. The digital content subscription service makes available to subscribers a plethora of, for example, digital music. Legally a music subscription  
15 service is required to compensate rights holders of the digital content for use of their works. In order to accurately provide compensation, the digital content subscription service must track usage of the digital music by subscribers of the digital content subscription service. The digital content subscription service also maintains accurate information on the rights holders of the digital music in order to facilitate calculation of royalty payments. With the digital music usage  
20 information and the rights holder information, the digital content subscription service is able to effectively and accurately calculate payment to the digital music rights holders for use of their works.

The current system provides subscribers with relatively high-quality consistent digital audio files and allows subscribers to select from a relatively wide range of stored digital audio  
25 files on demand while not violating copyright laws.

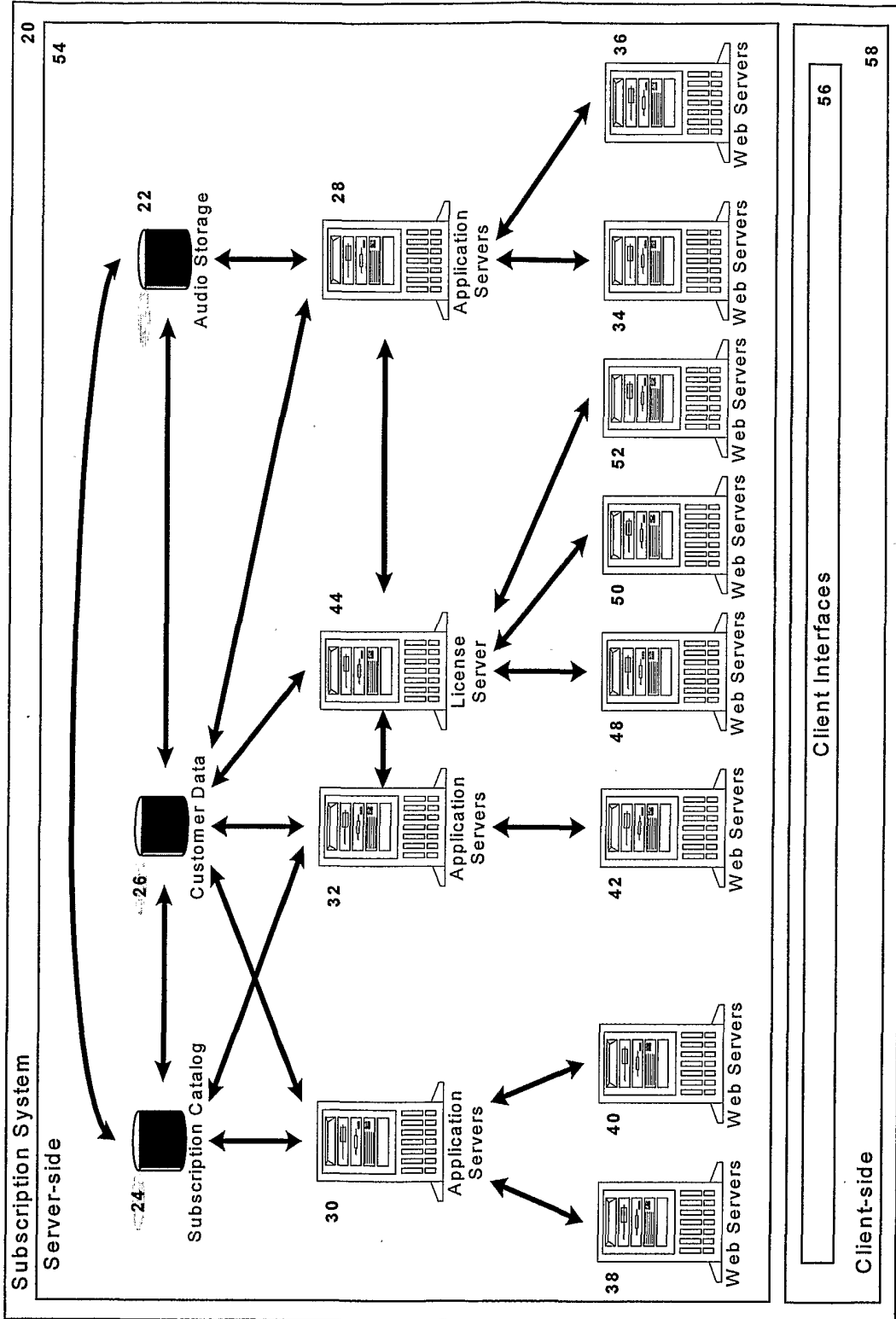
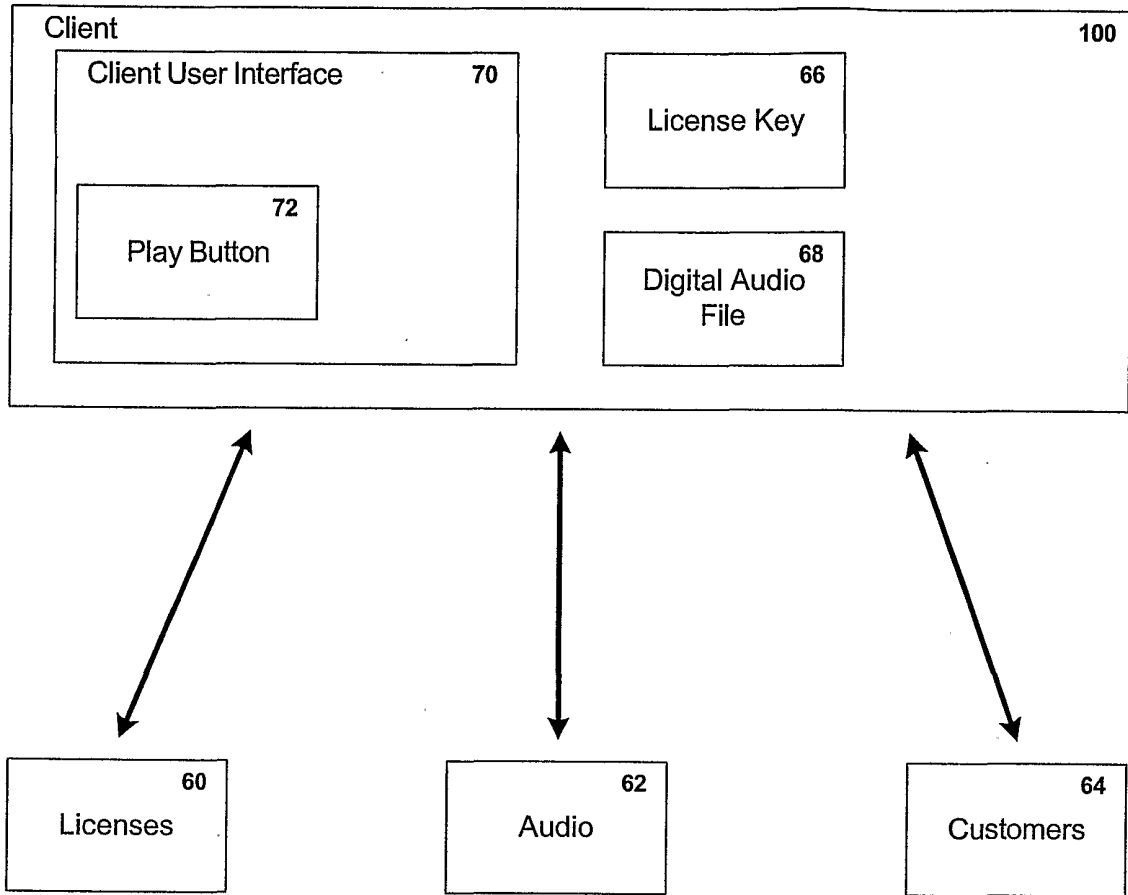
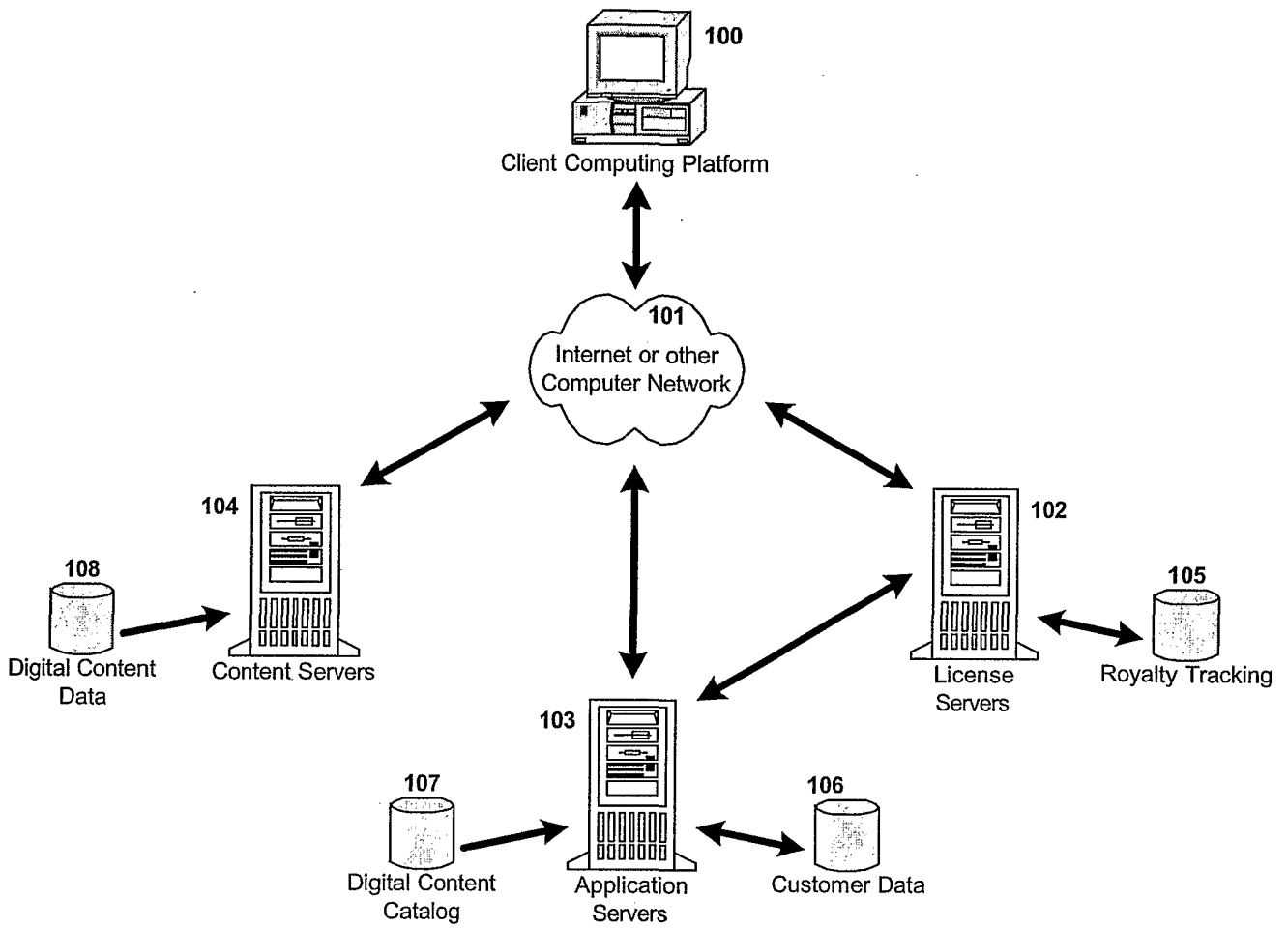


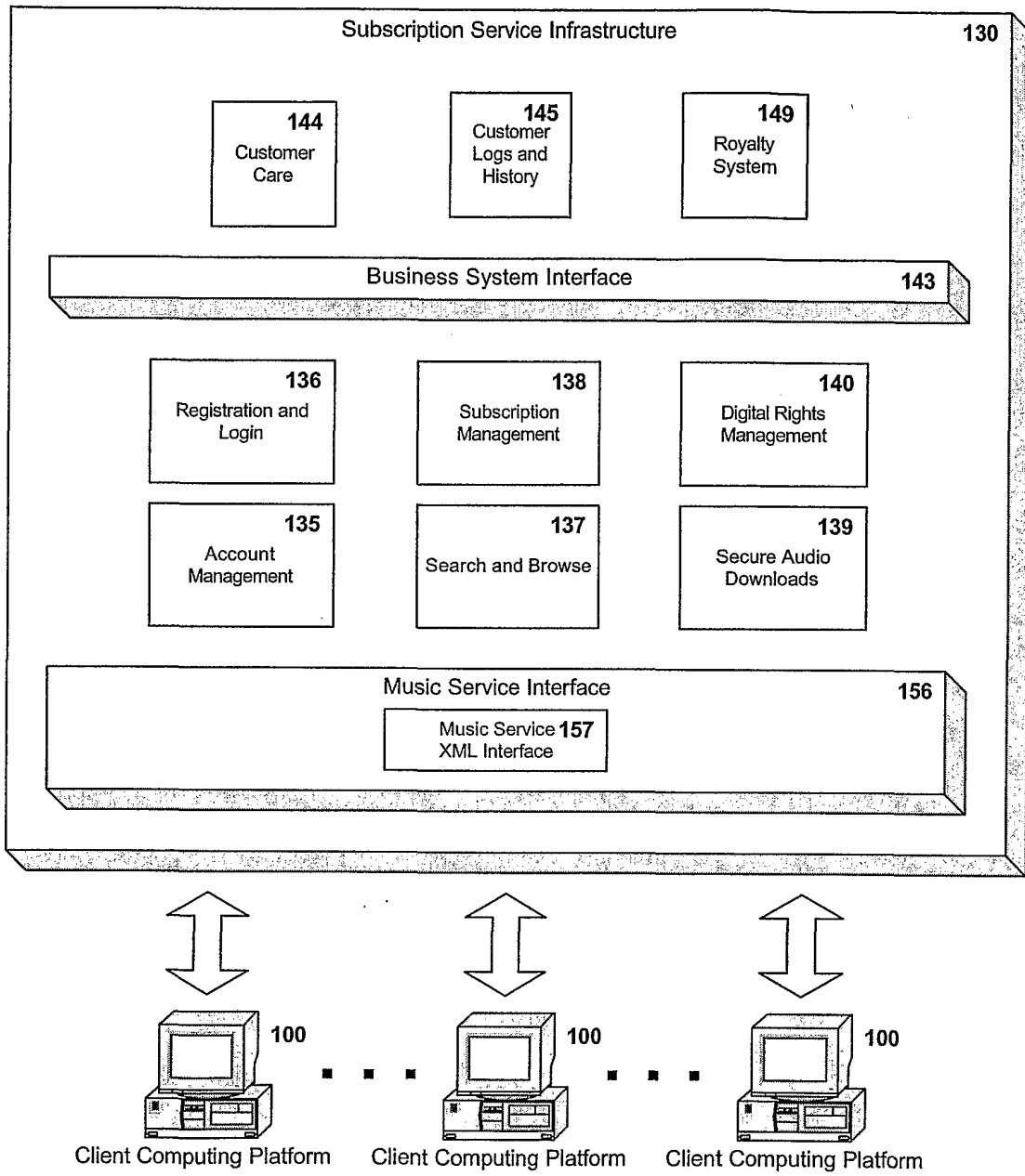
Figure 1



**Figure 2**

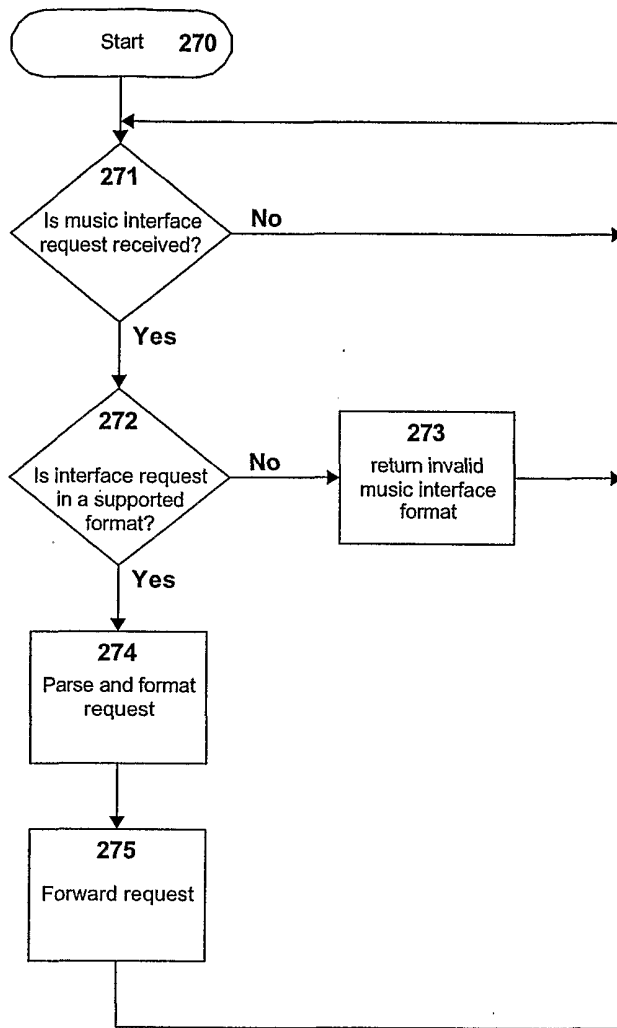


**Figure 3**



**Figure 4**





**Figure 5**

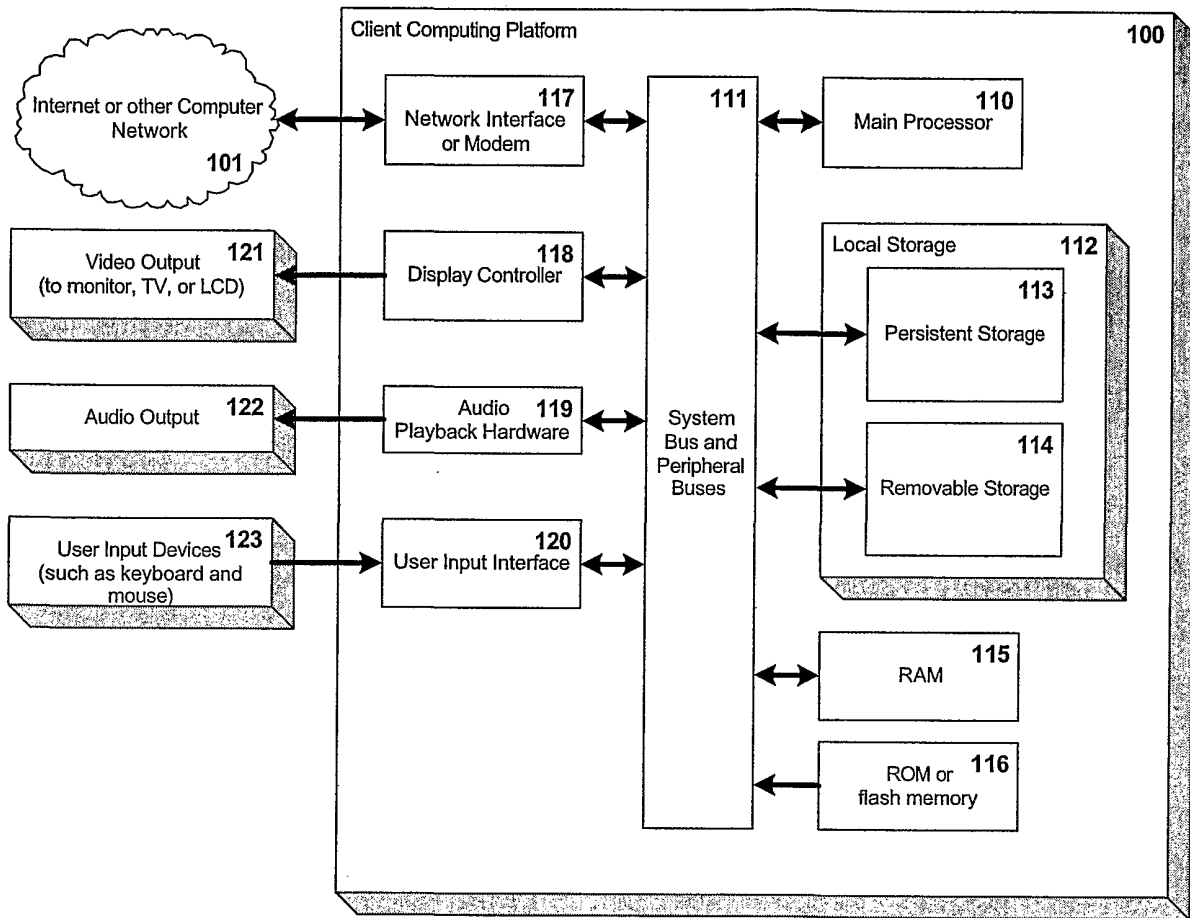
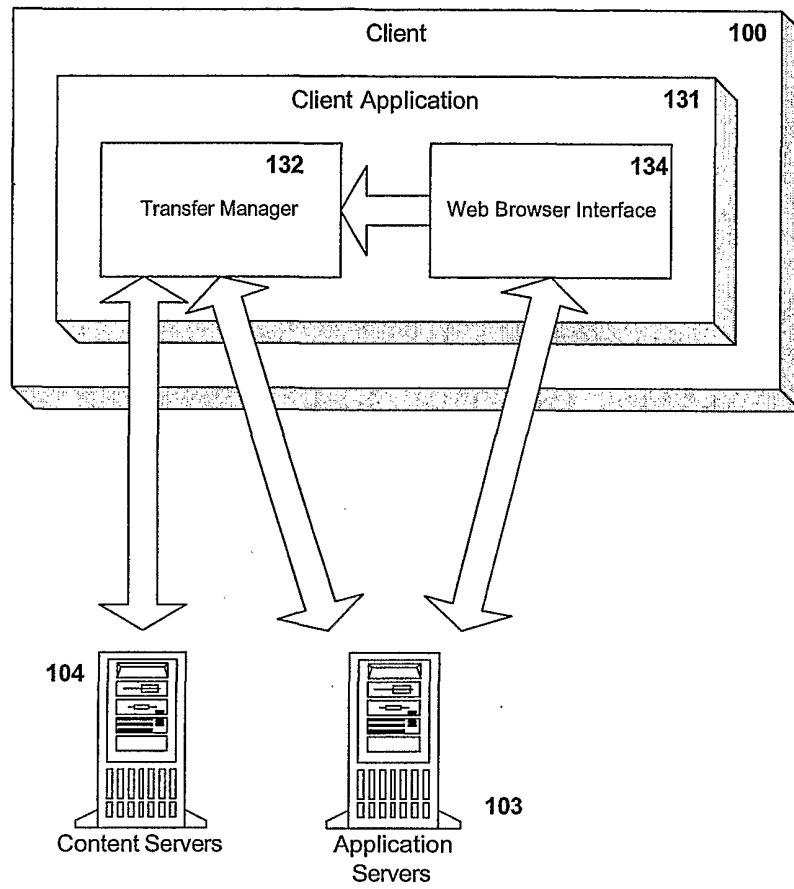
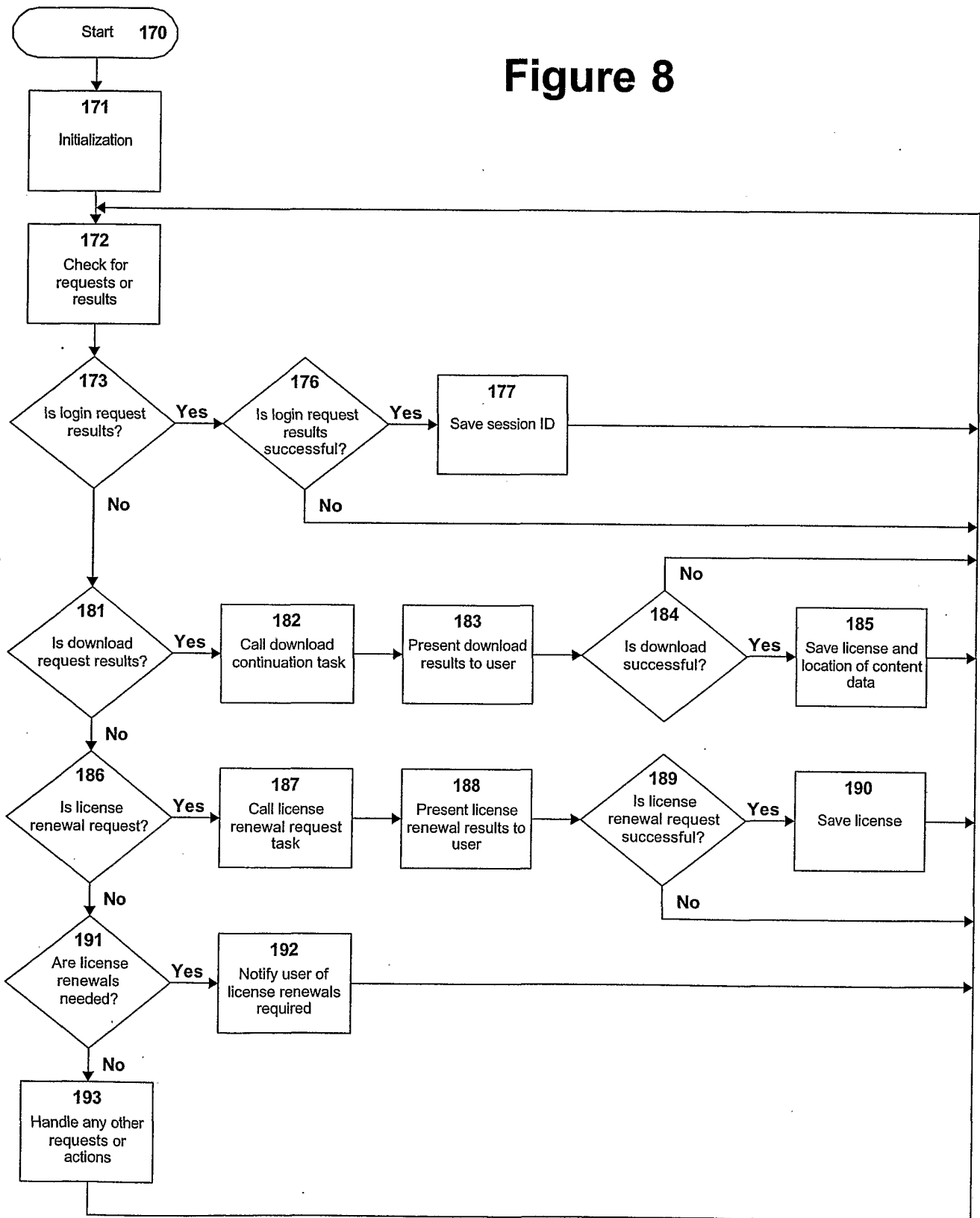


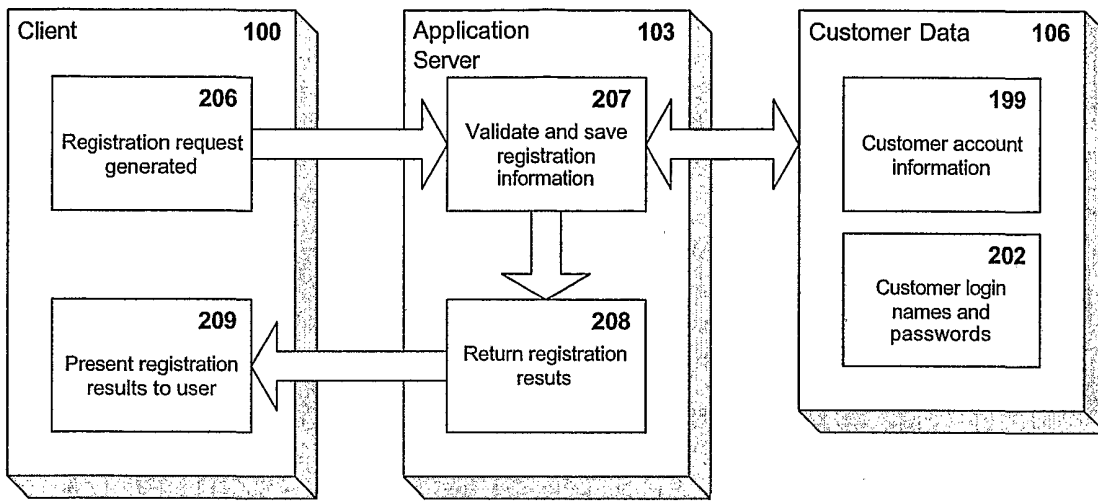
Figure 6



**Figure 7**

Figure 8





**Figure 9**

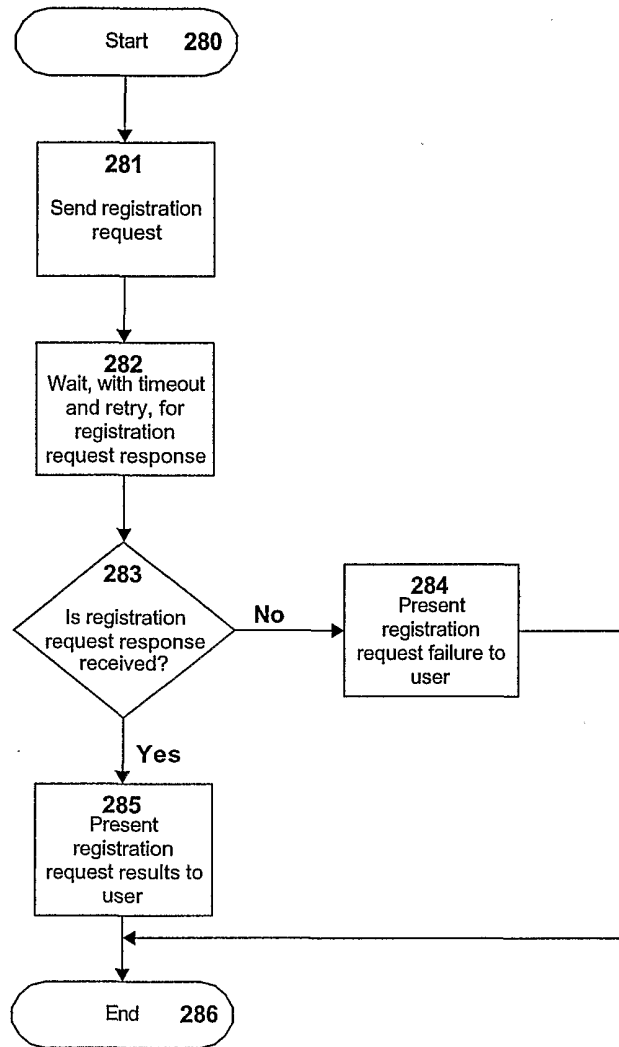


Figure 10

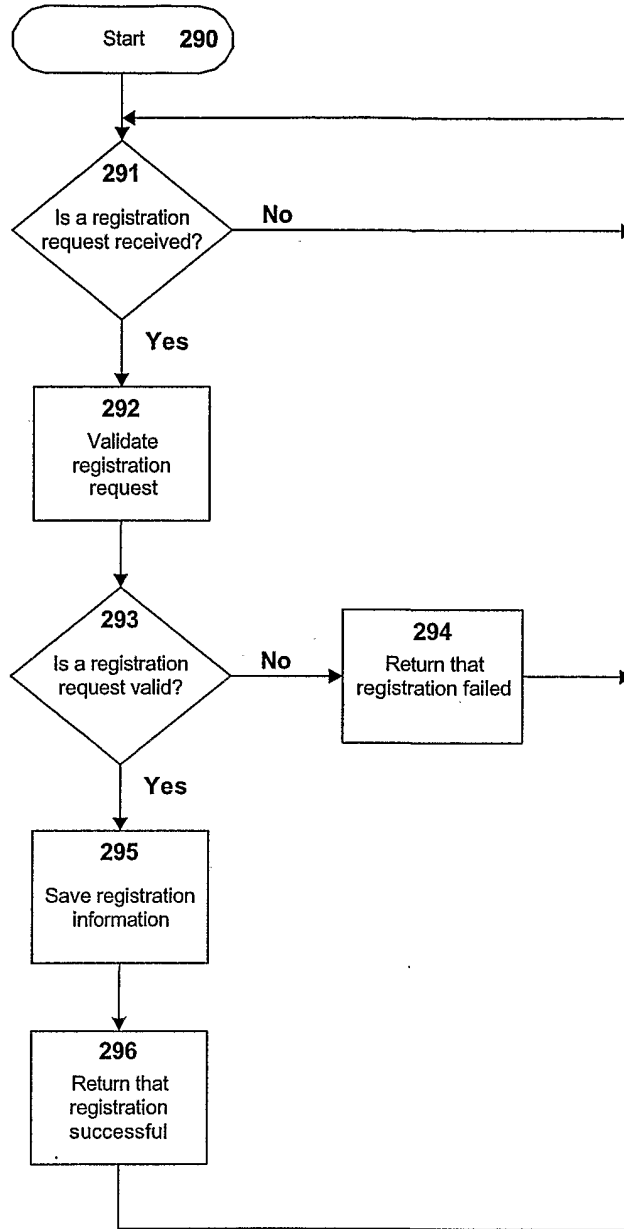
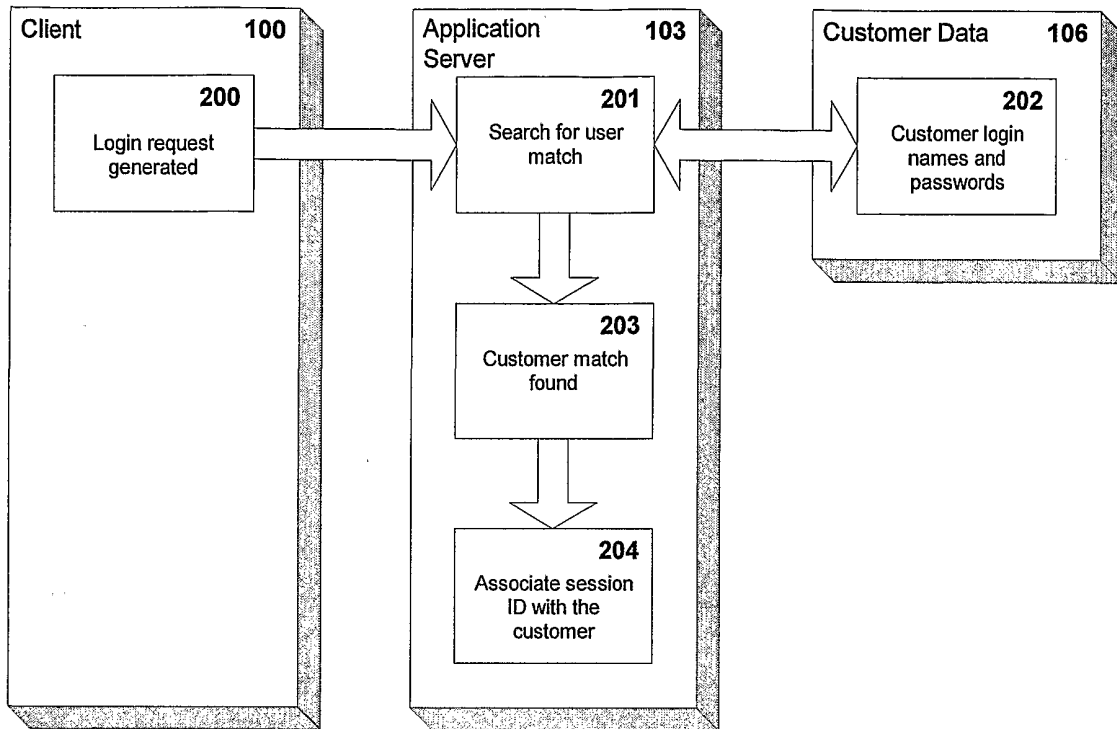


Figure 11



**Figure 12**



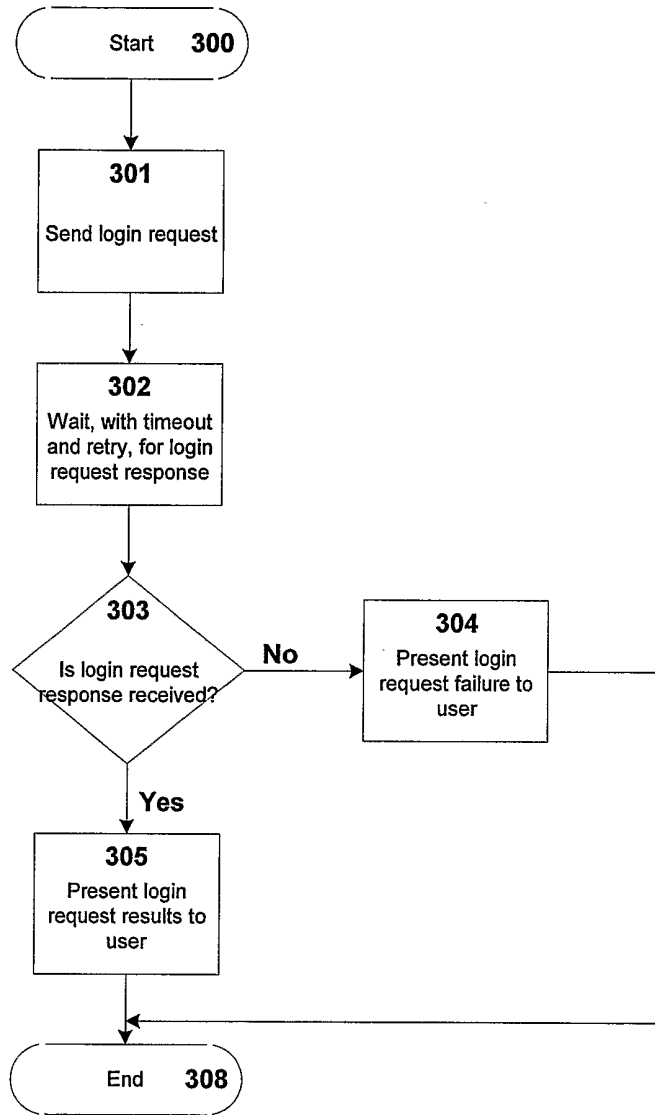
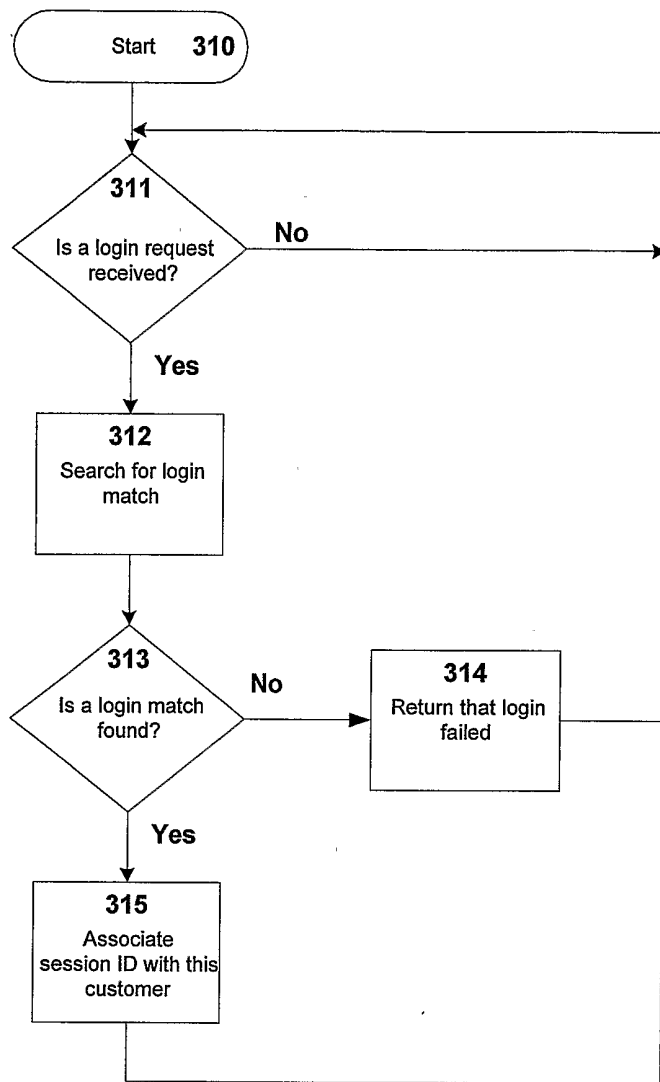


Figure 13



**Figure 14**

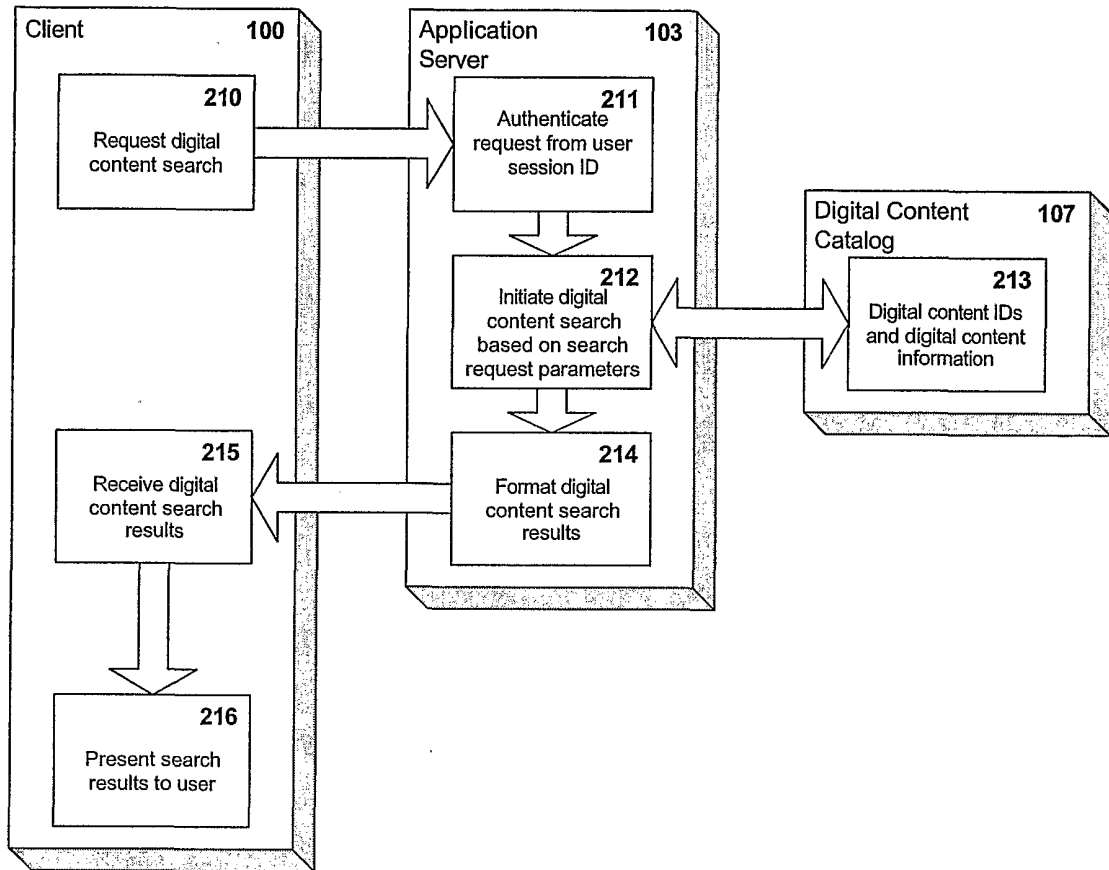


Figure 15

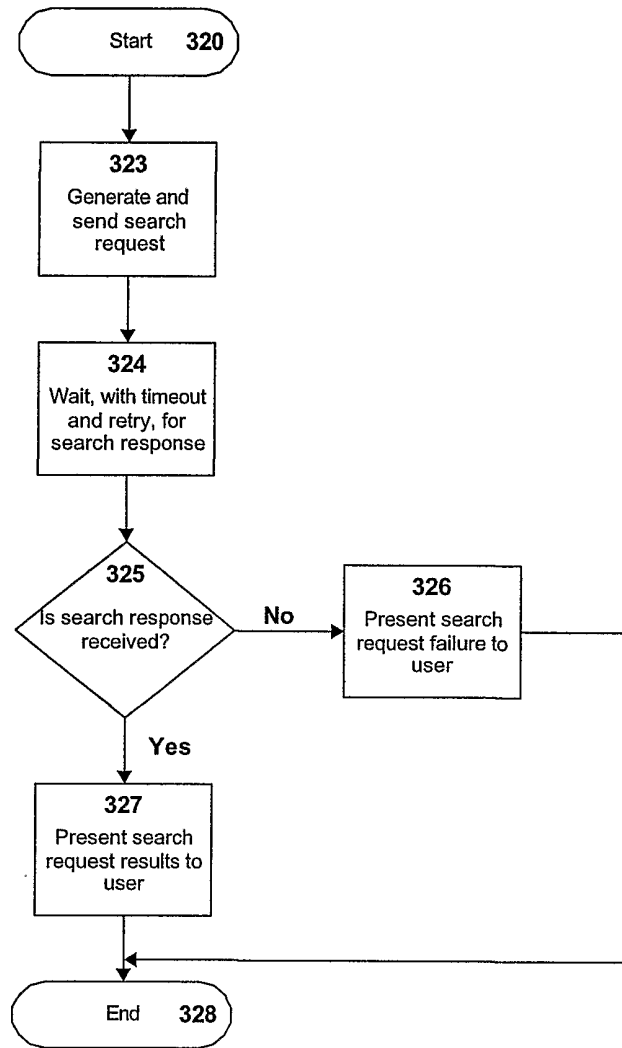
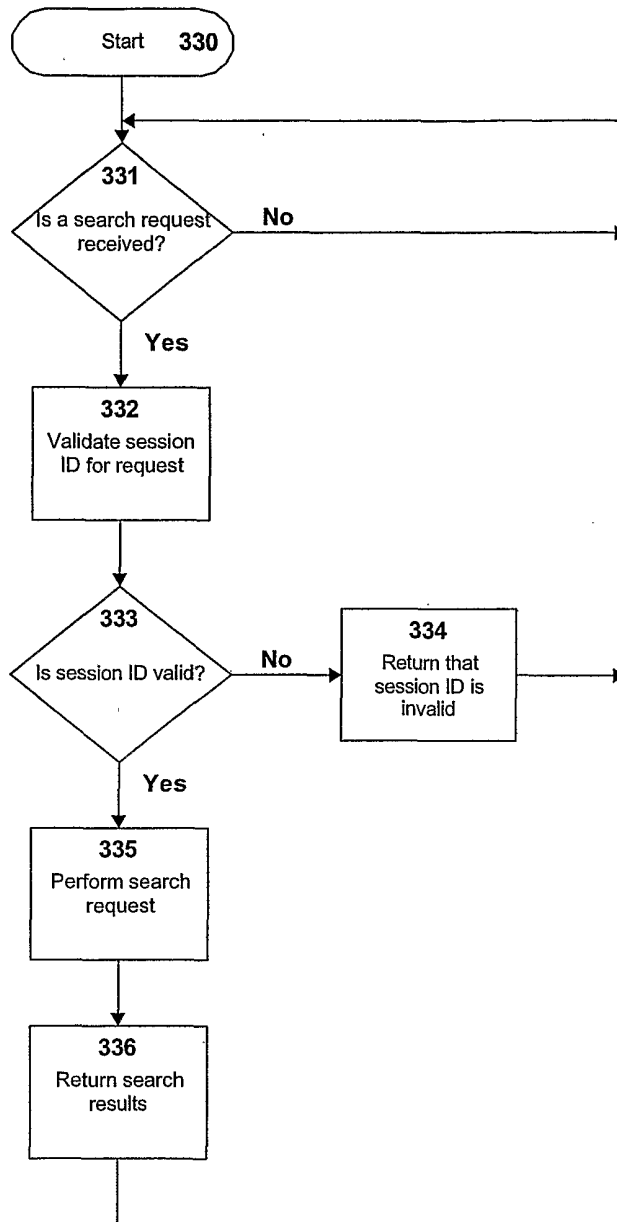
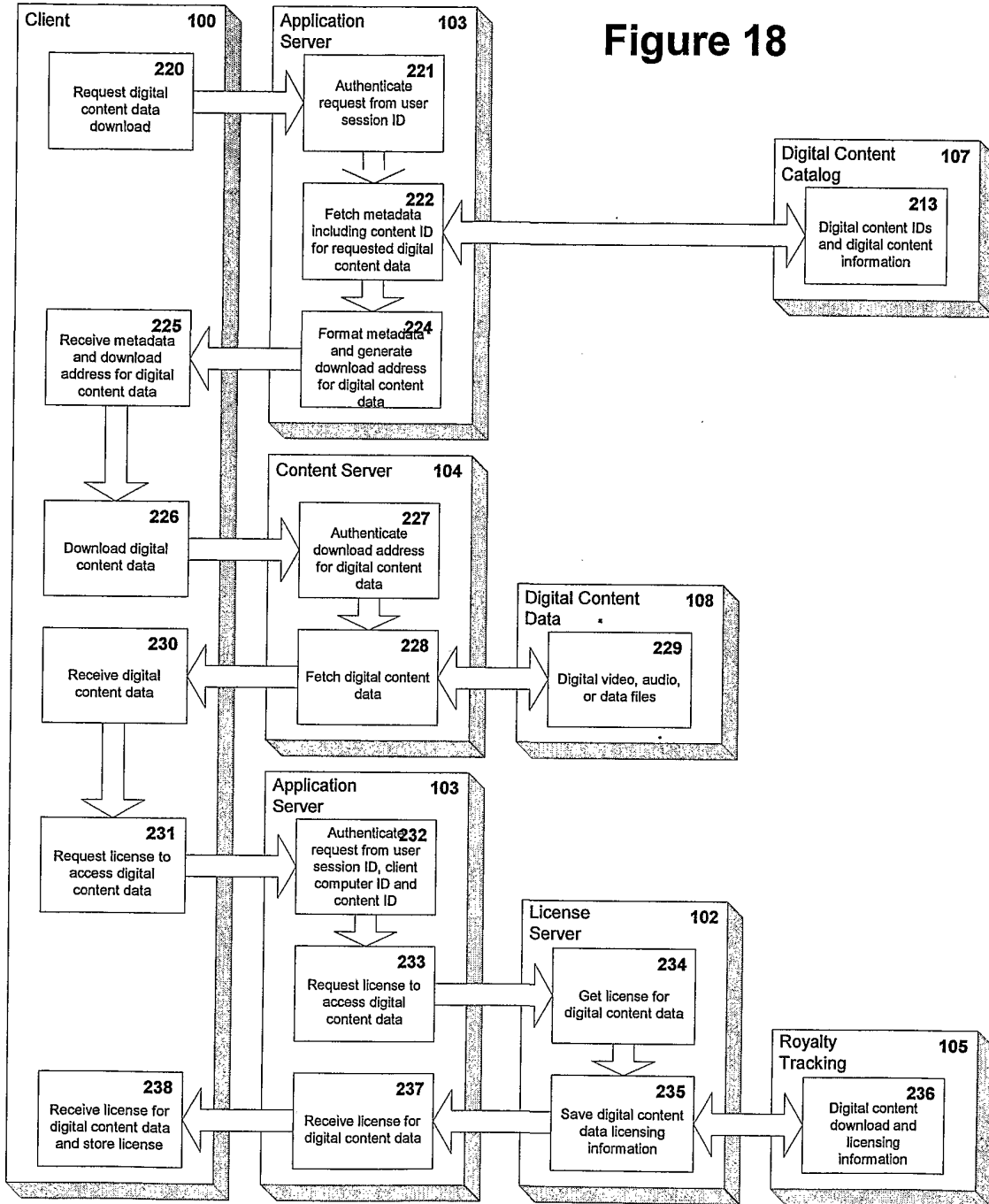


Figure 16



**Figure 17**

Figure 18



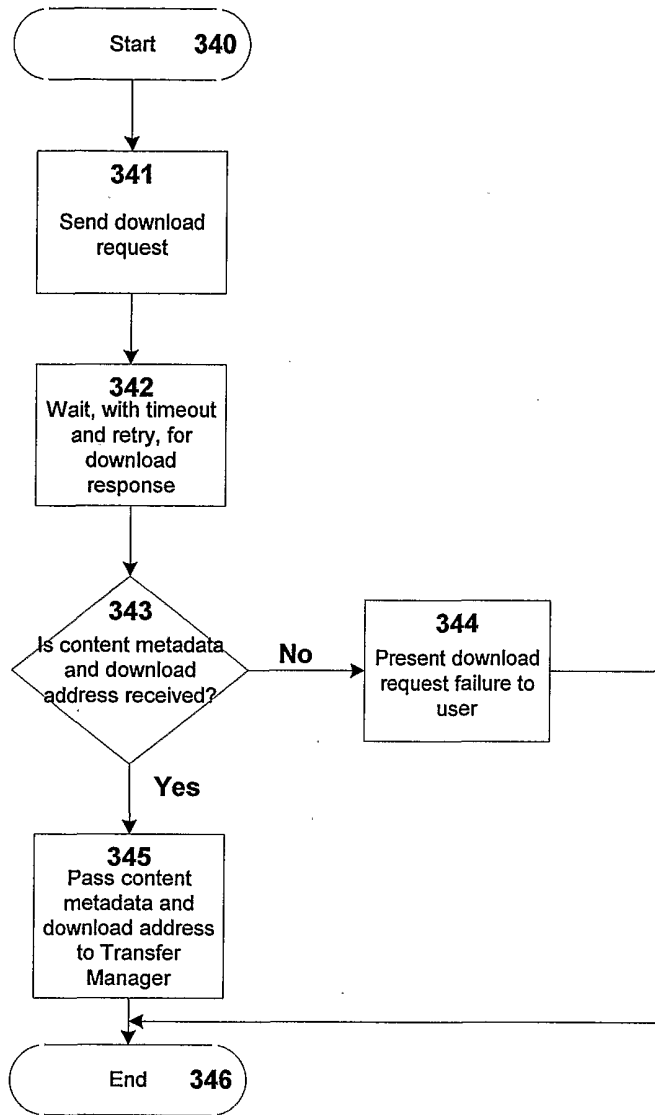
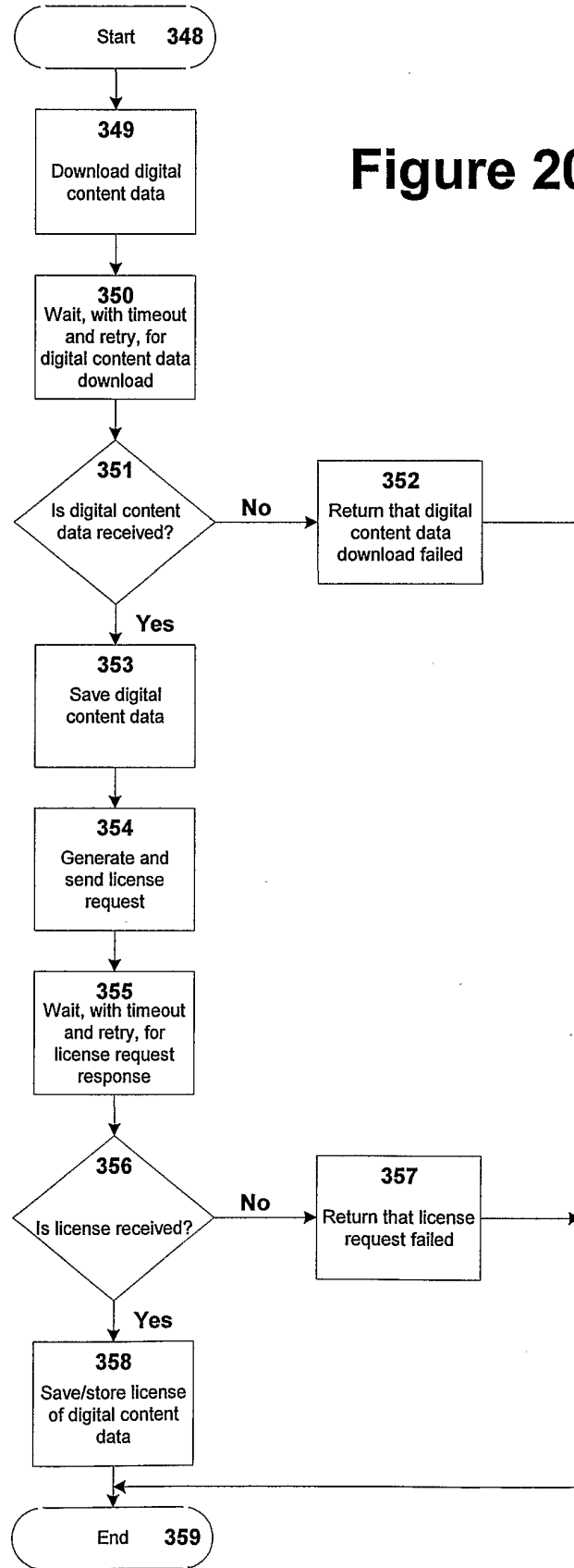
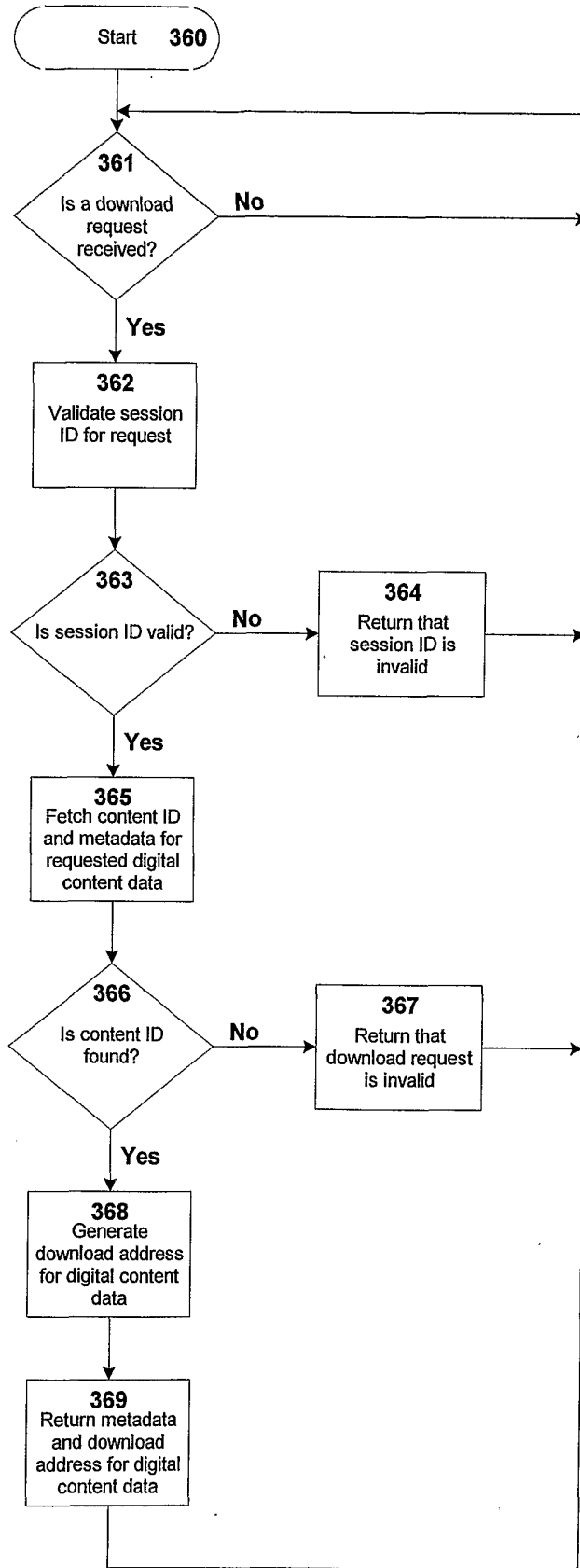


Figure 19

Figure 20







**Figure 21**

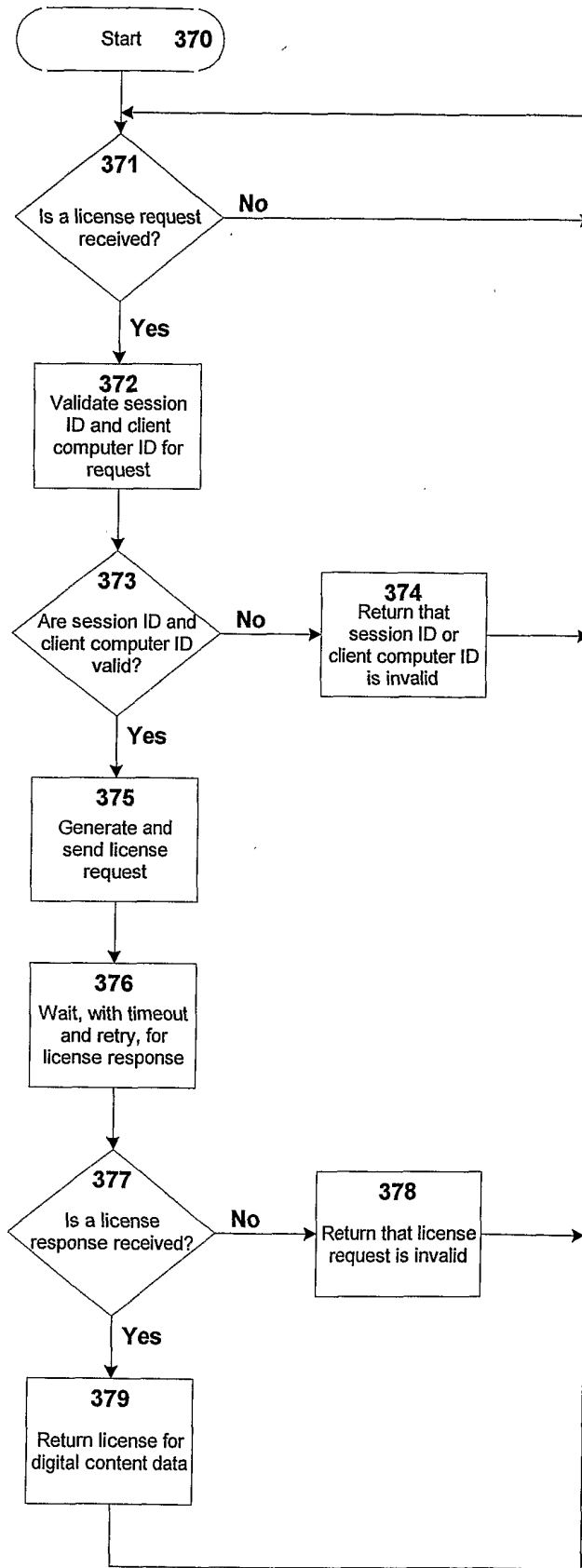
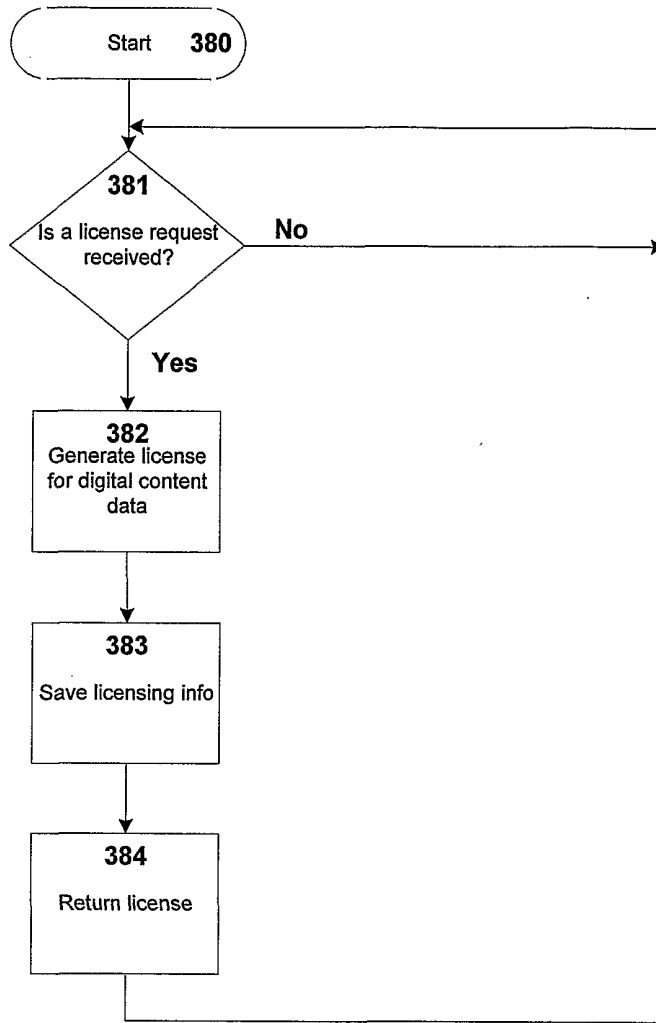
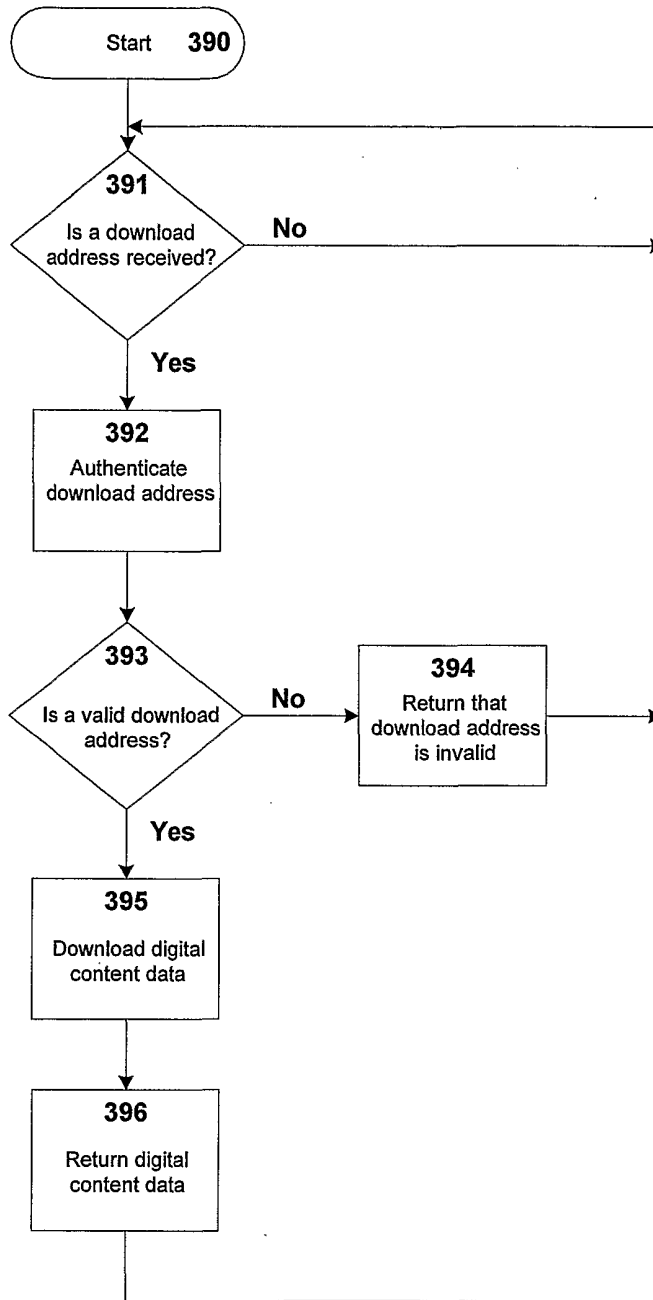


Figure 22



**Figure 23**



**Figure 24a**

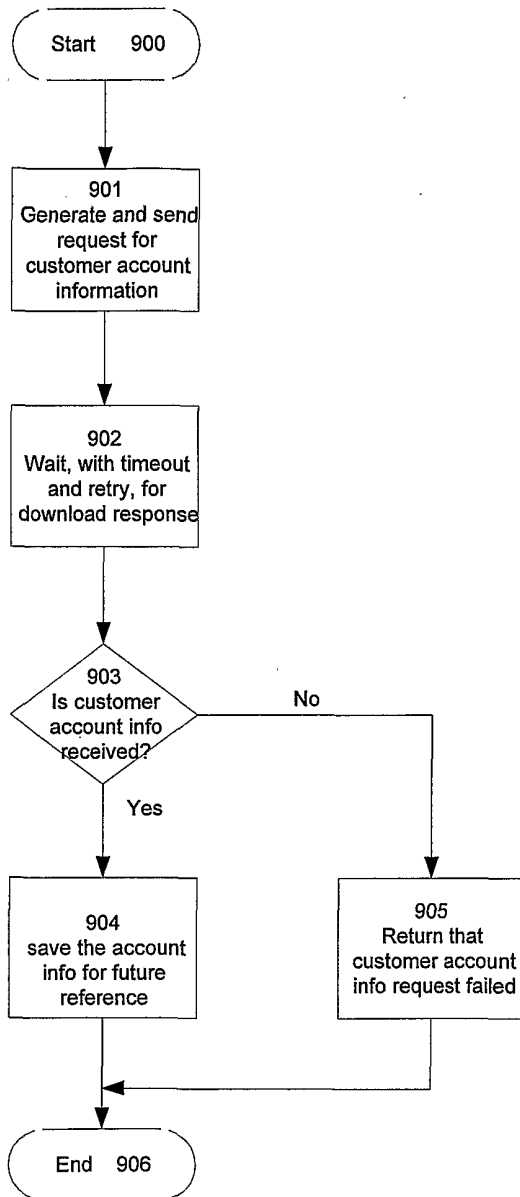
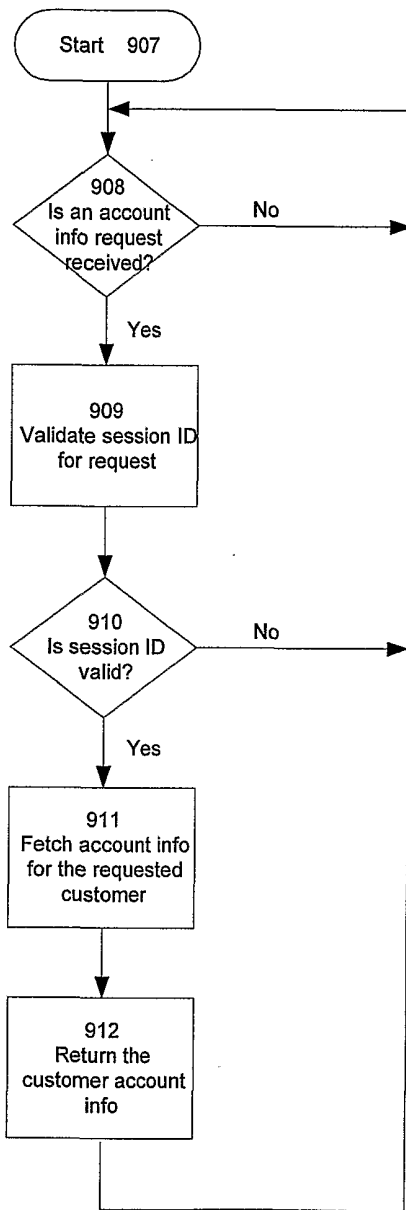


Figure 24b



**Figure 24c**

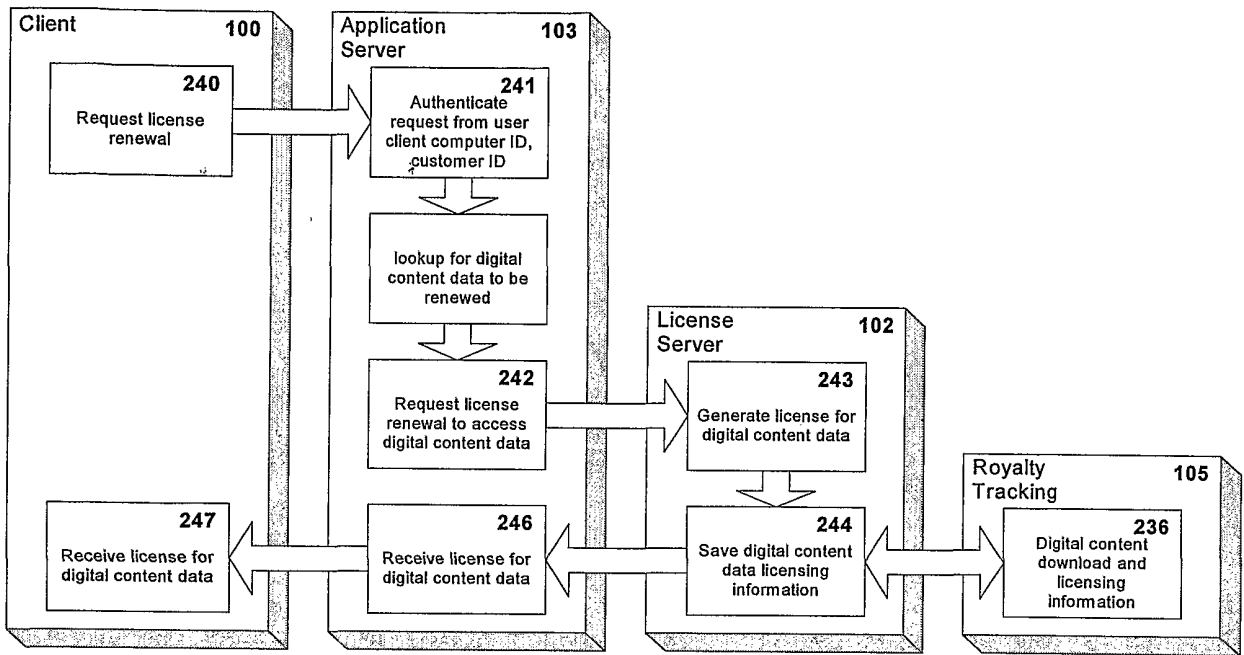
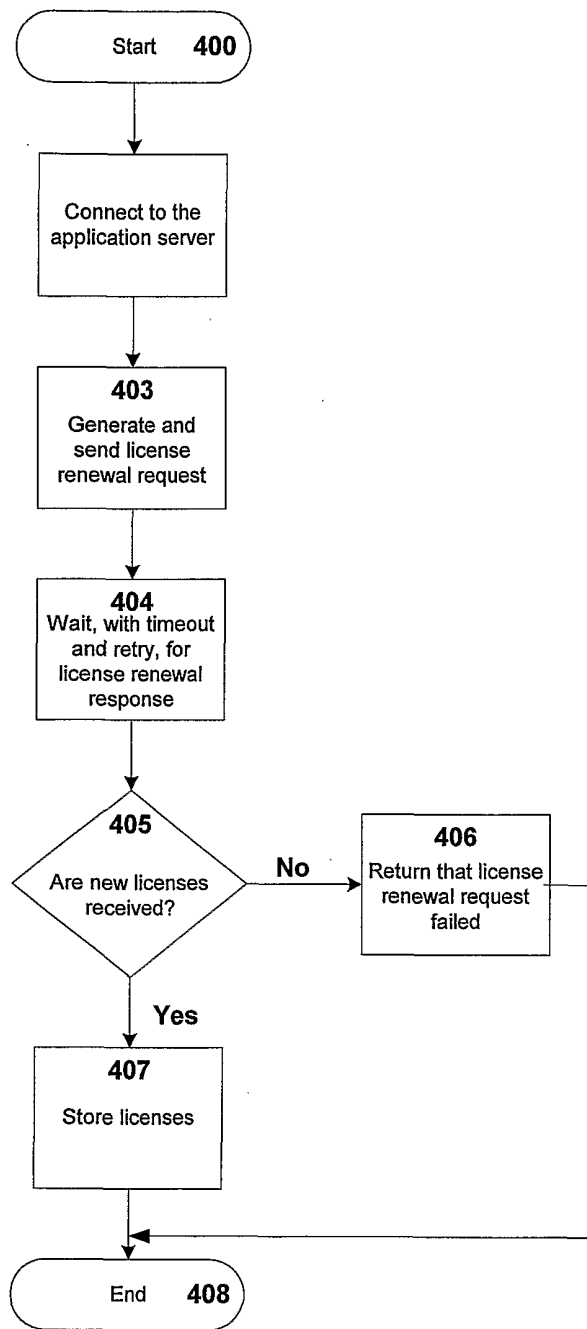


Figure 25



**Figure 26**



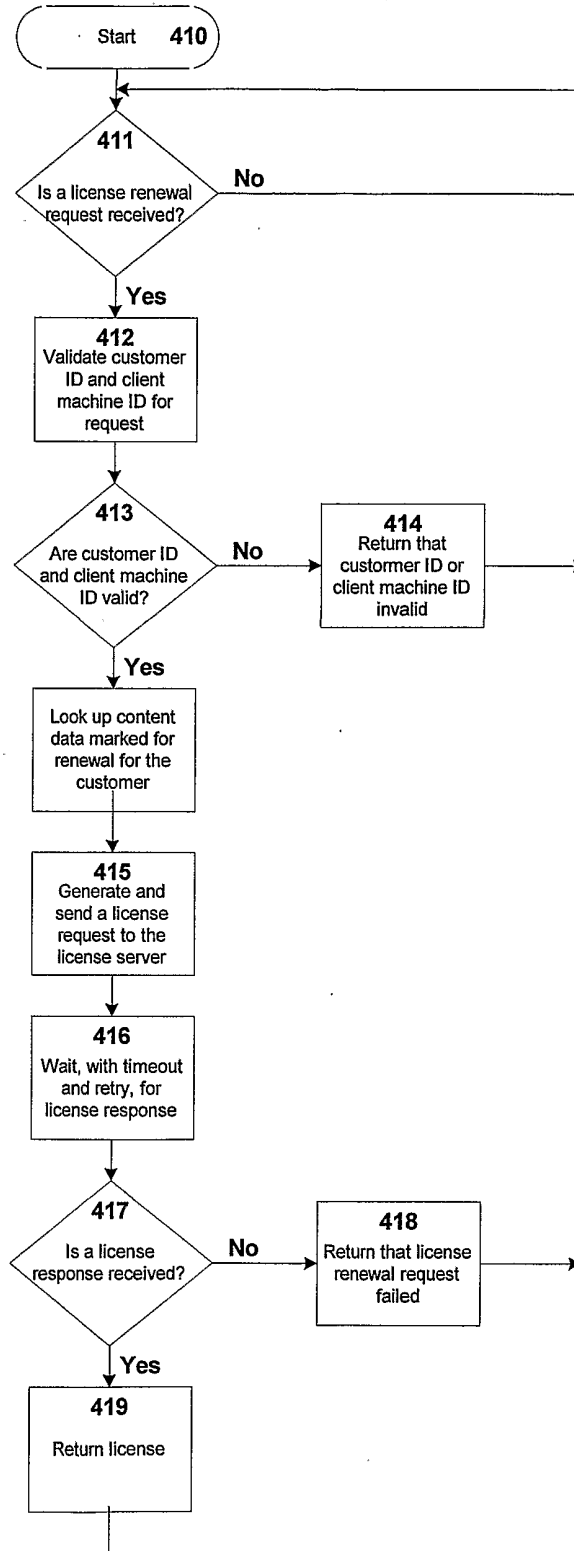
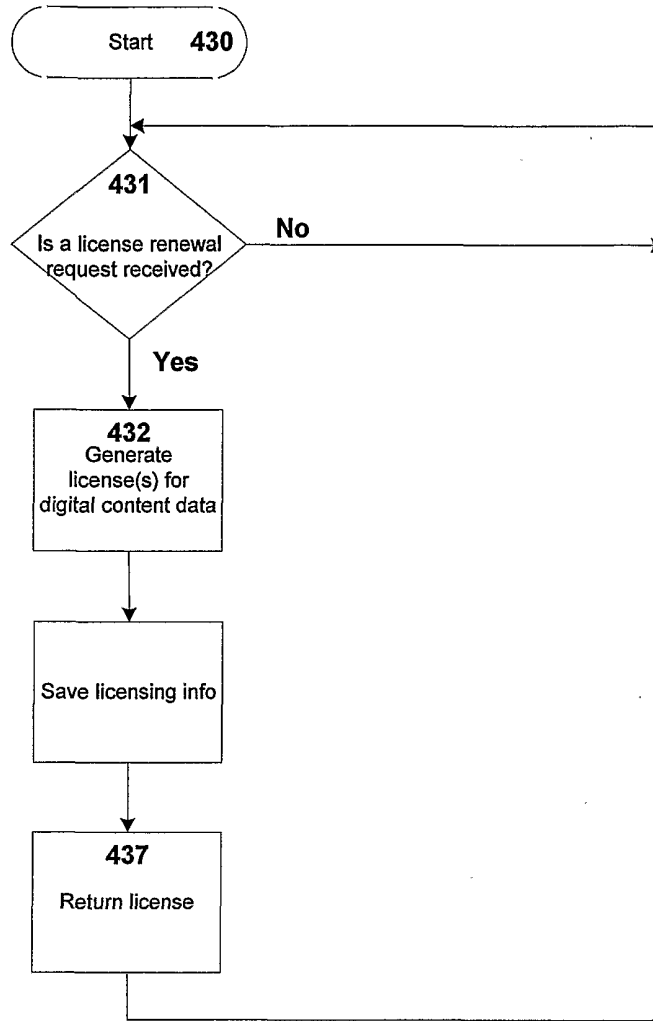


Figure 27



**Figure 28**

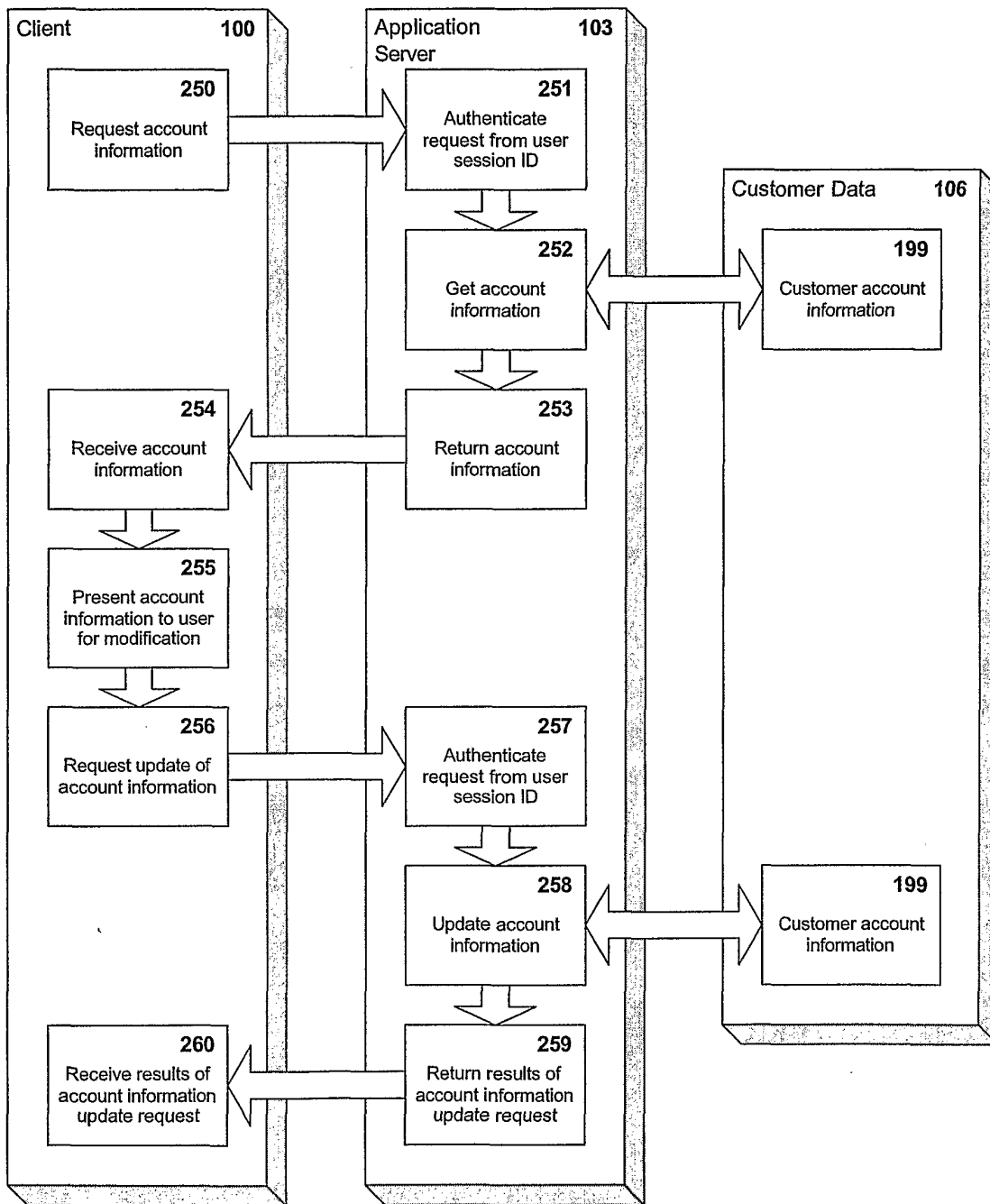
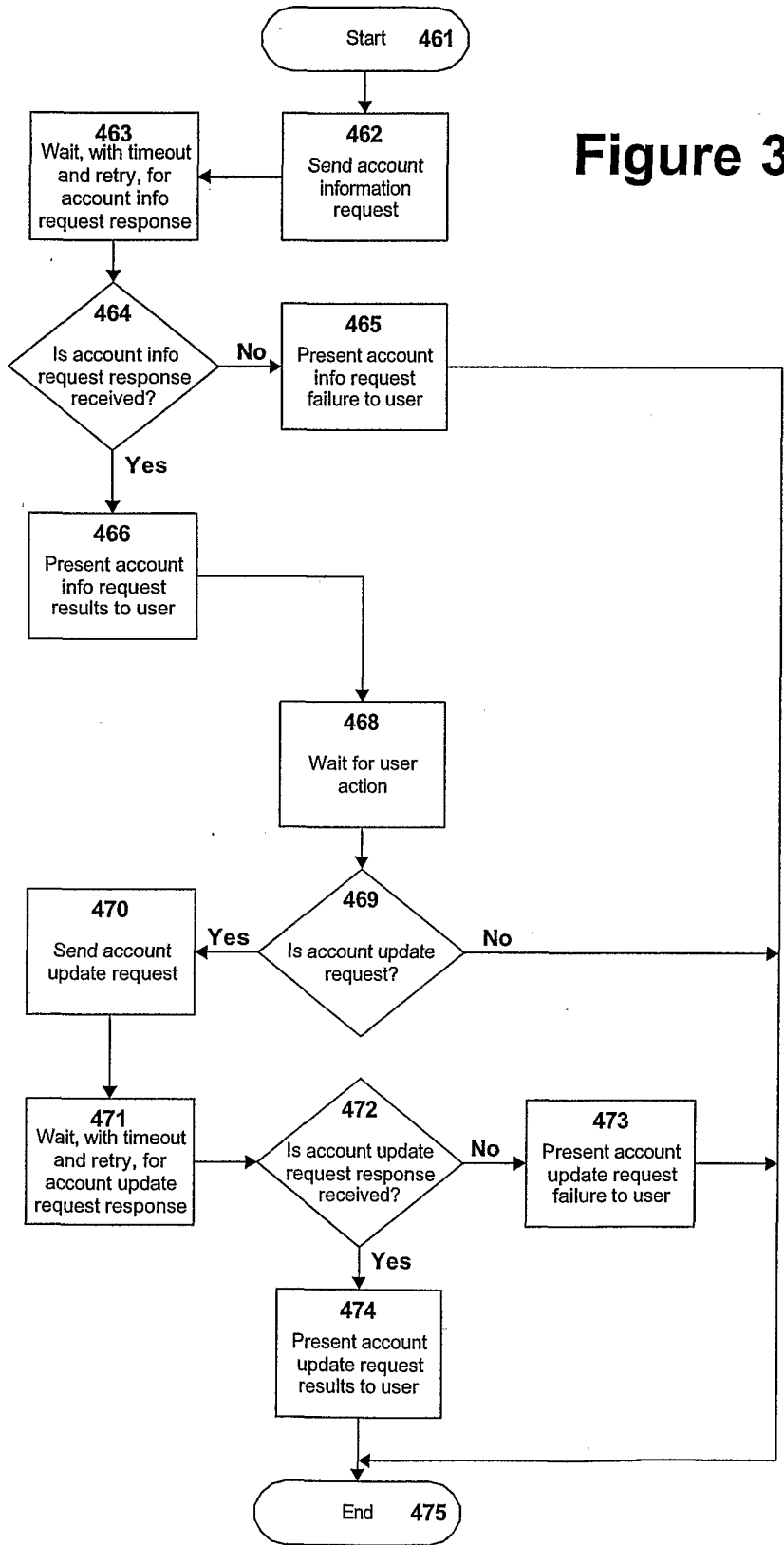


Figure 29

Figure 30



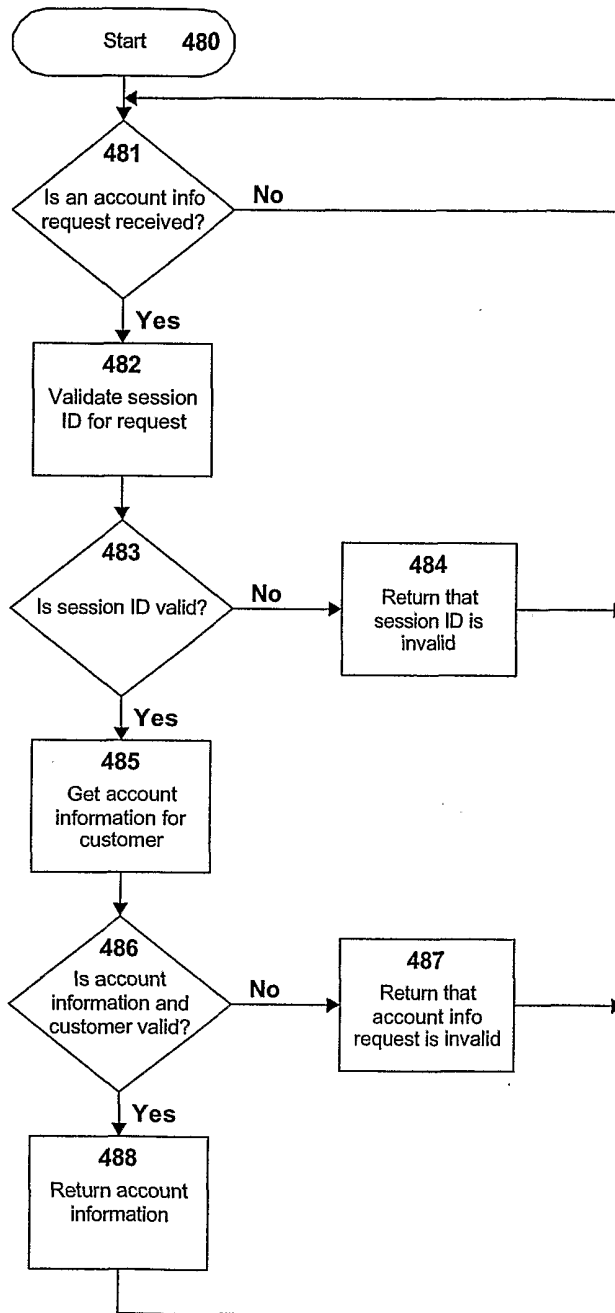


Figure 31

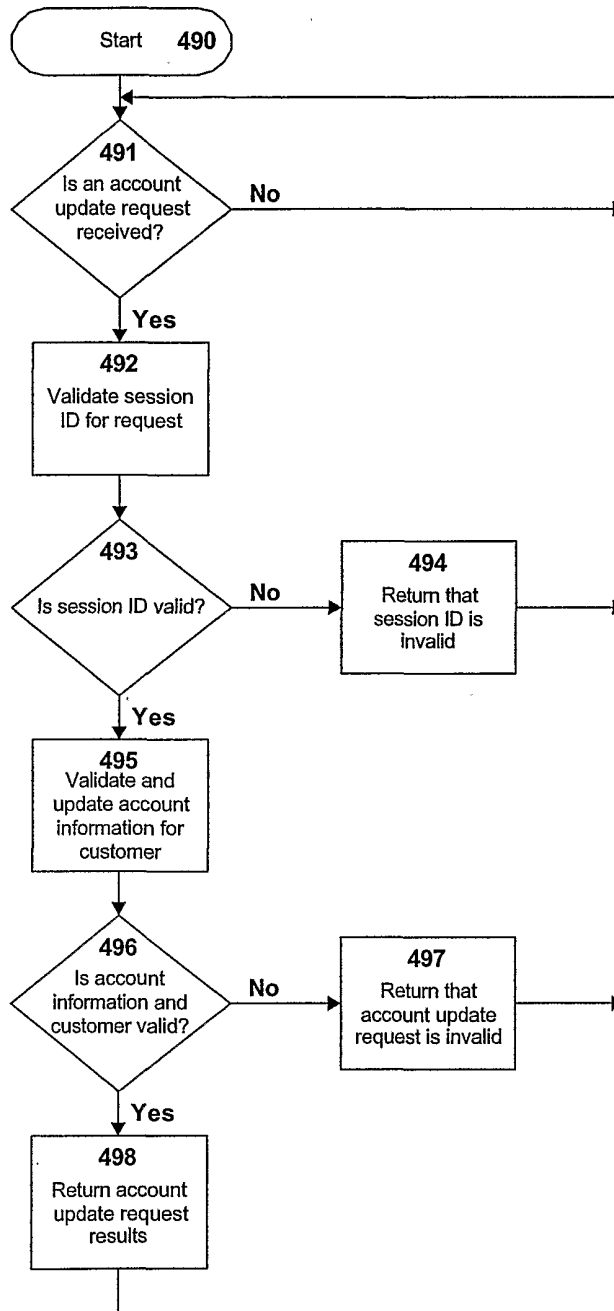


Figure 32

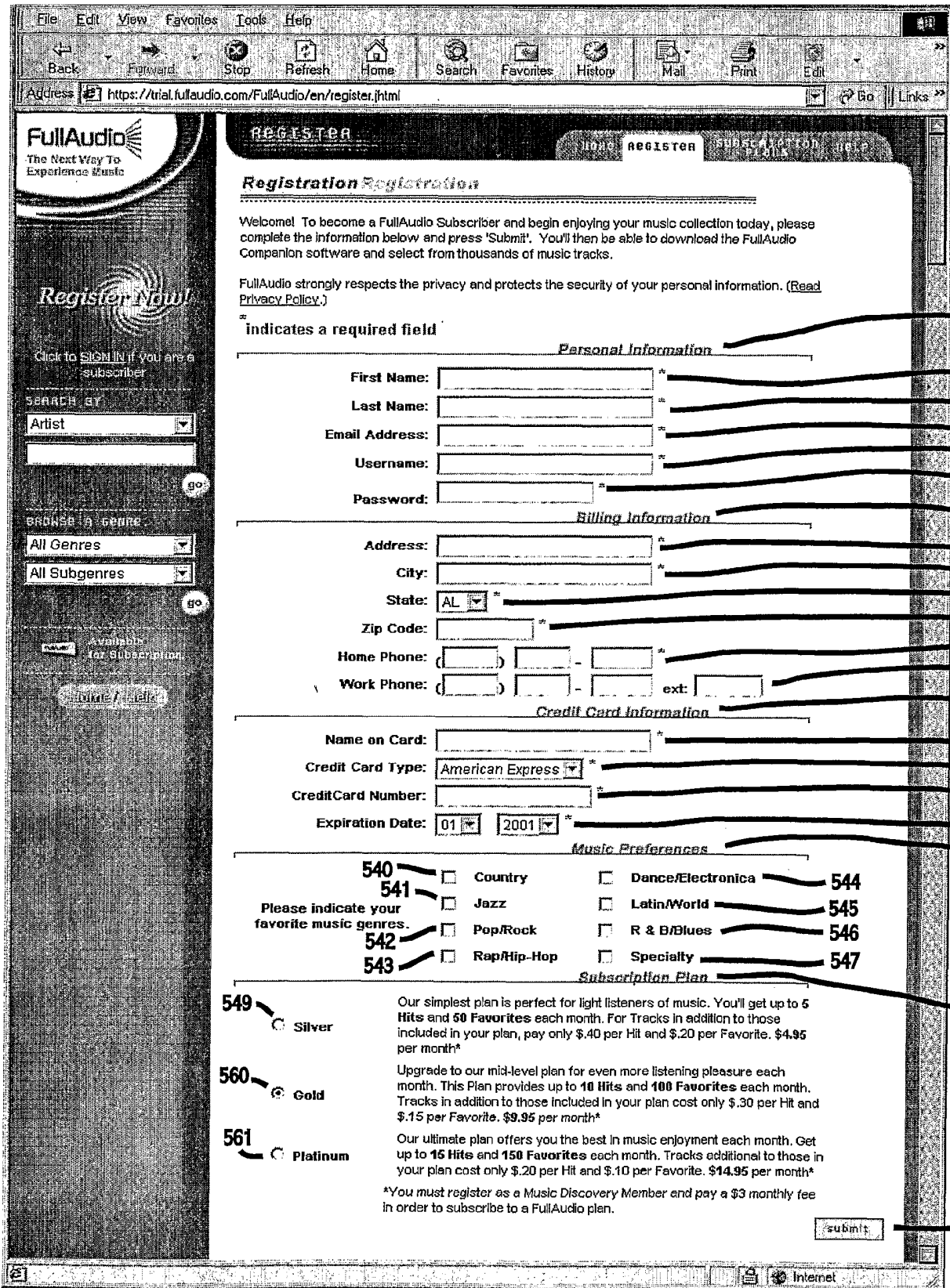


Figure 33

500

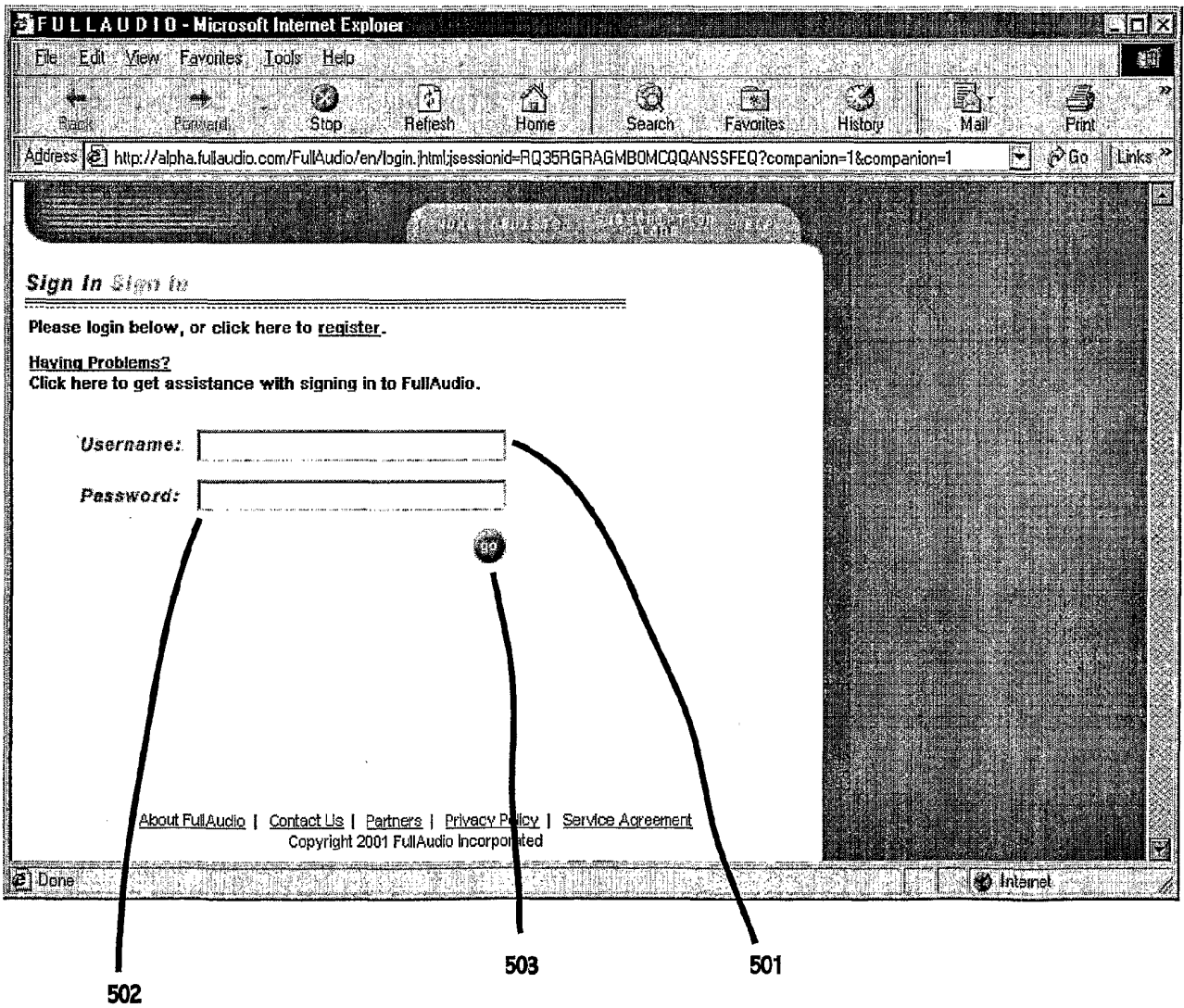


Figure 34



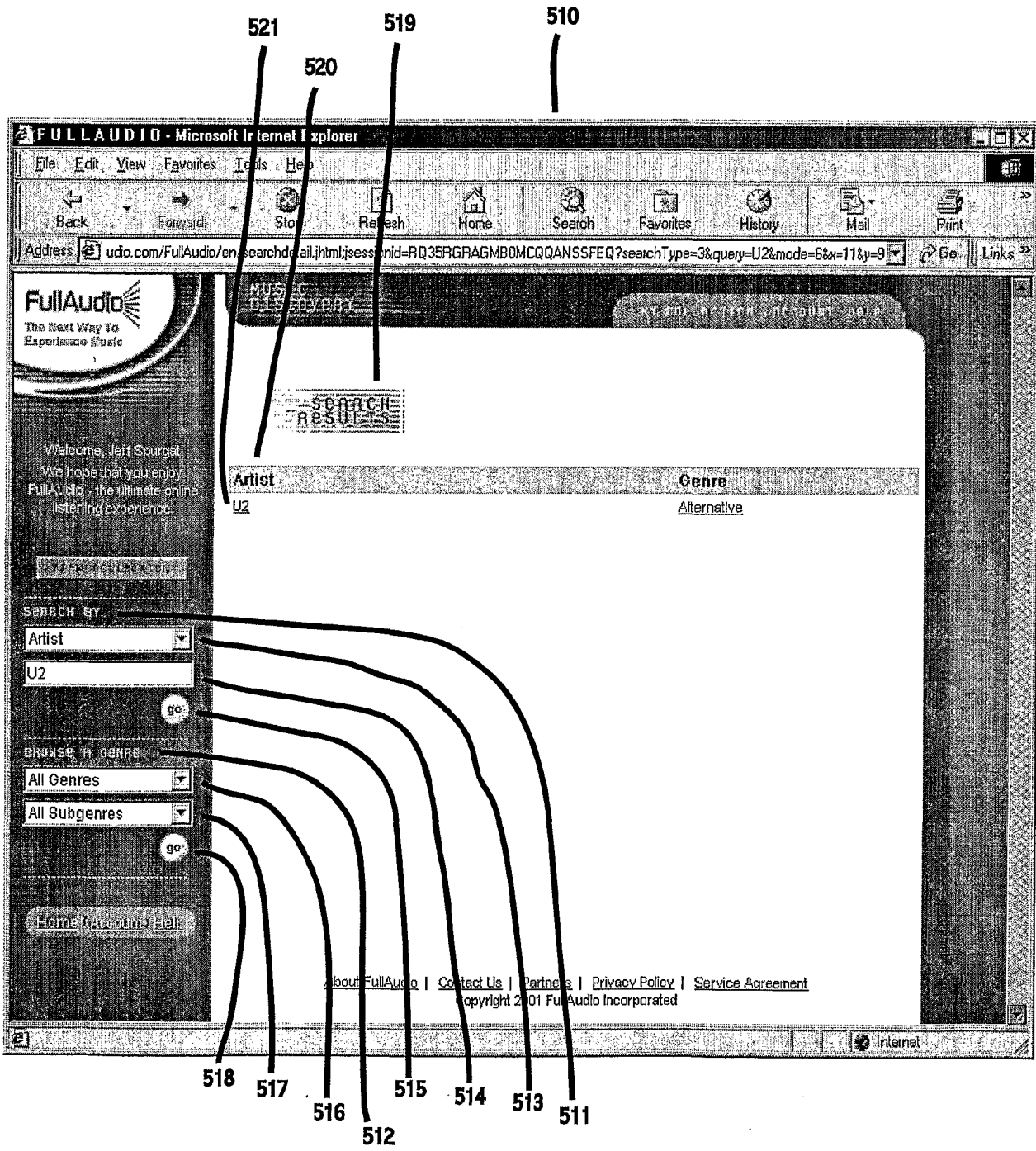


Figure 35

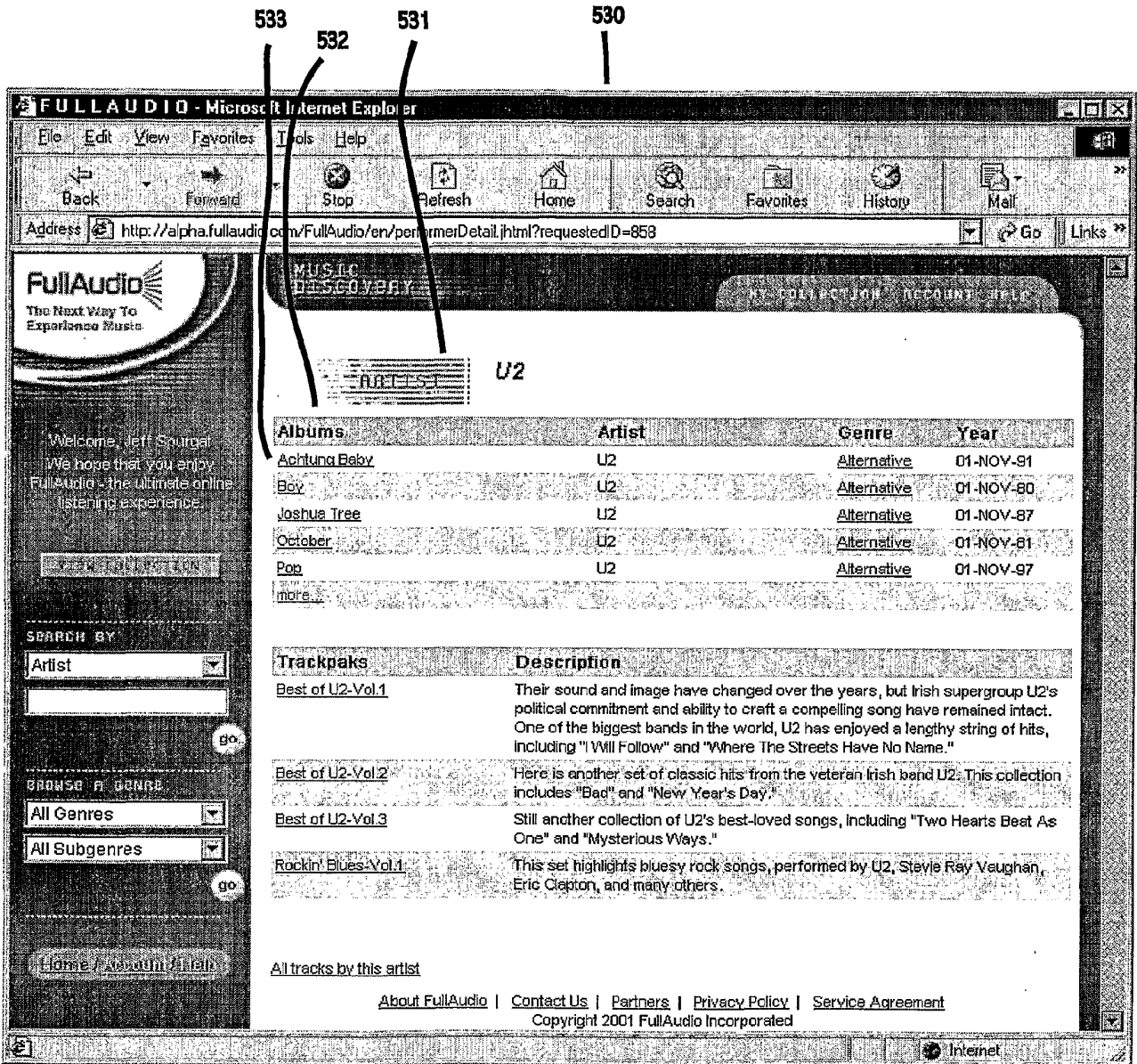


Figure 36

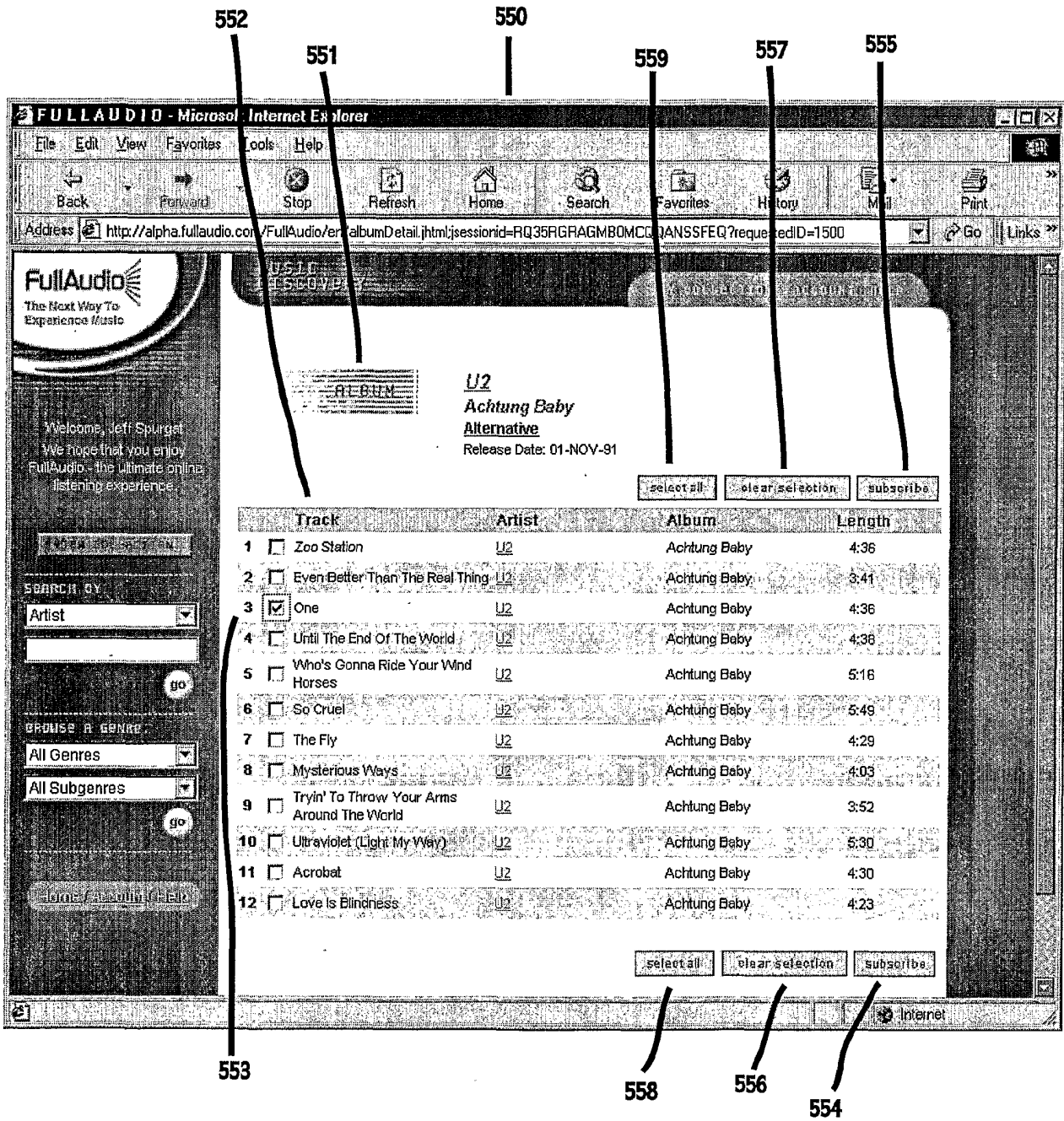


Figure 37

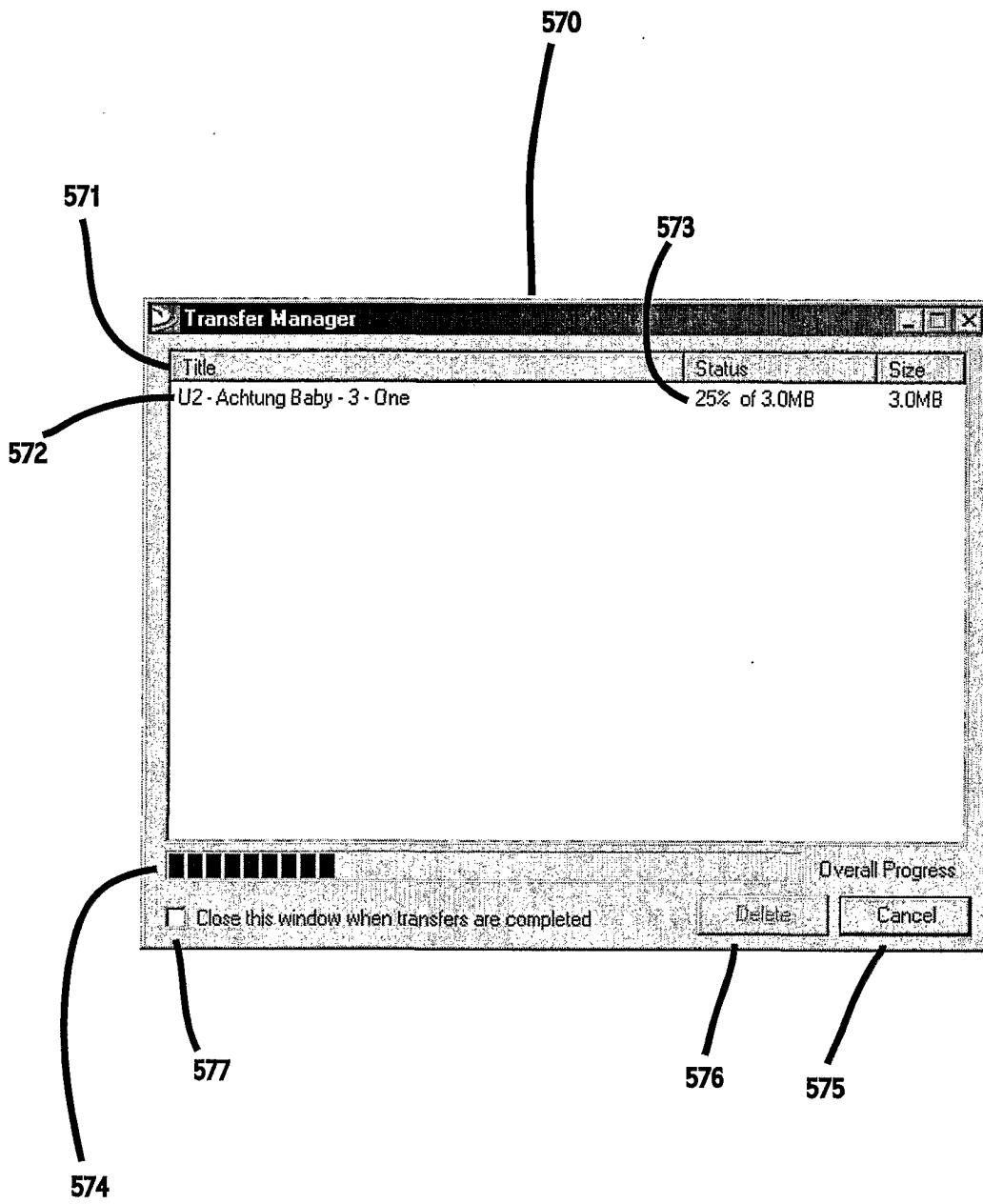


Figure 38

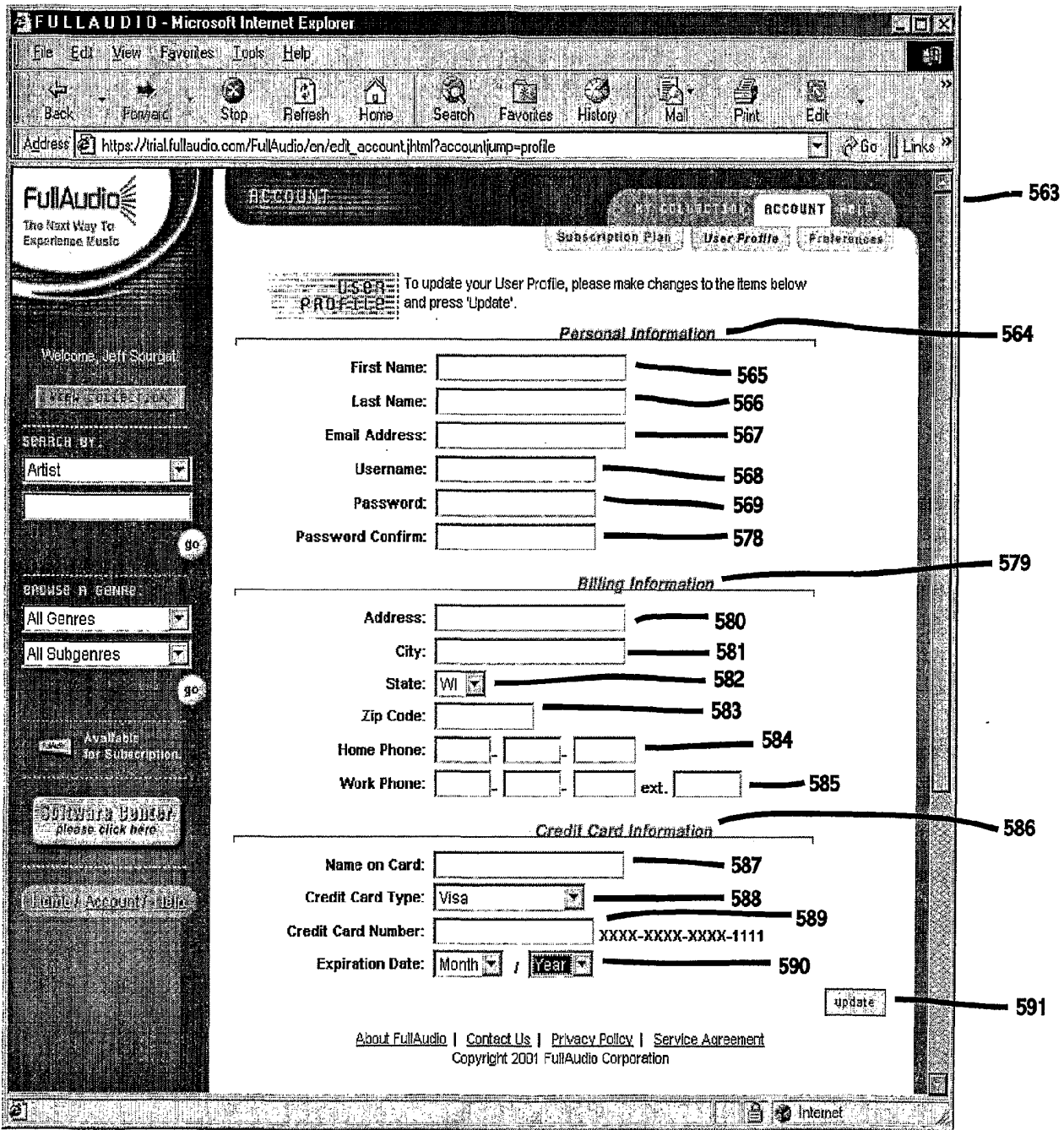


Figure 39

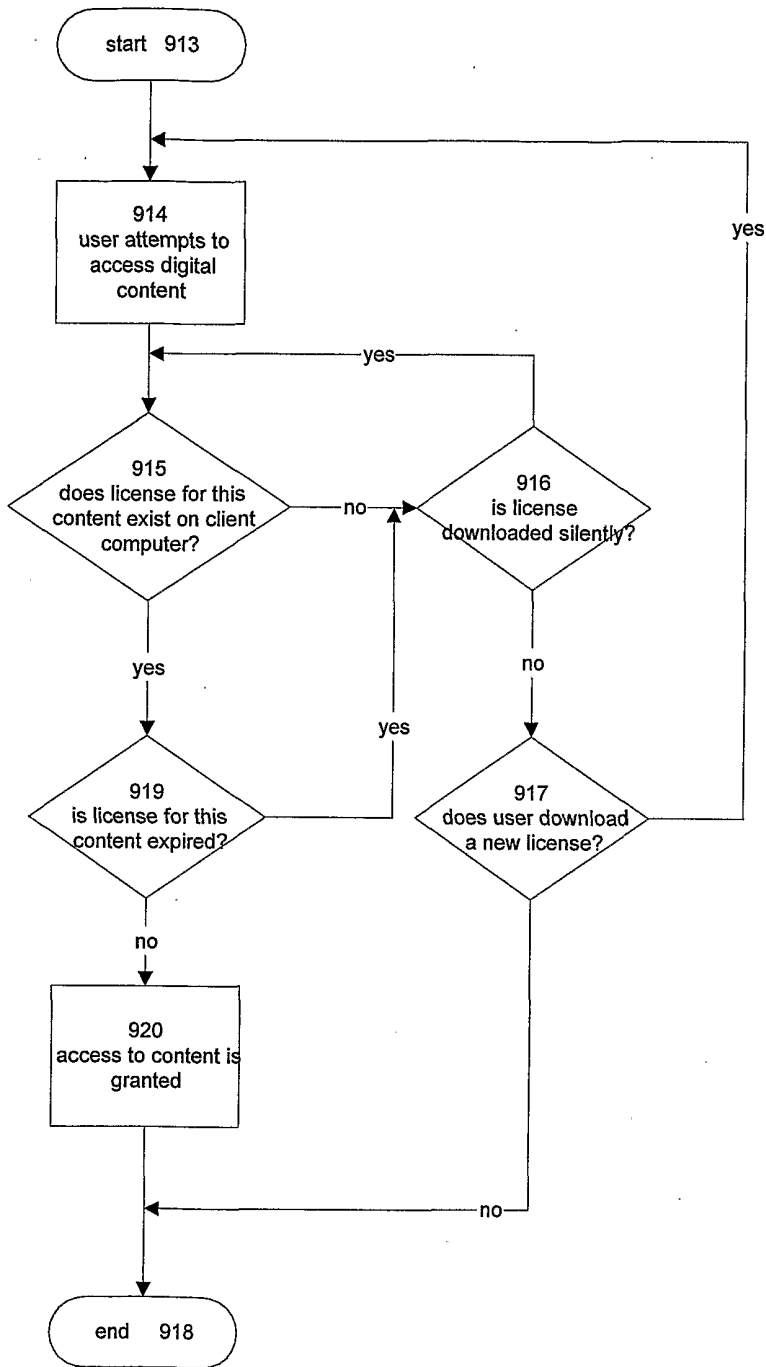


Figure 40

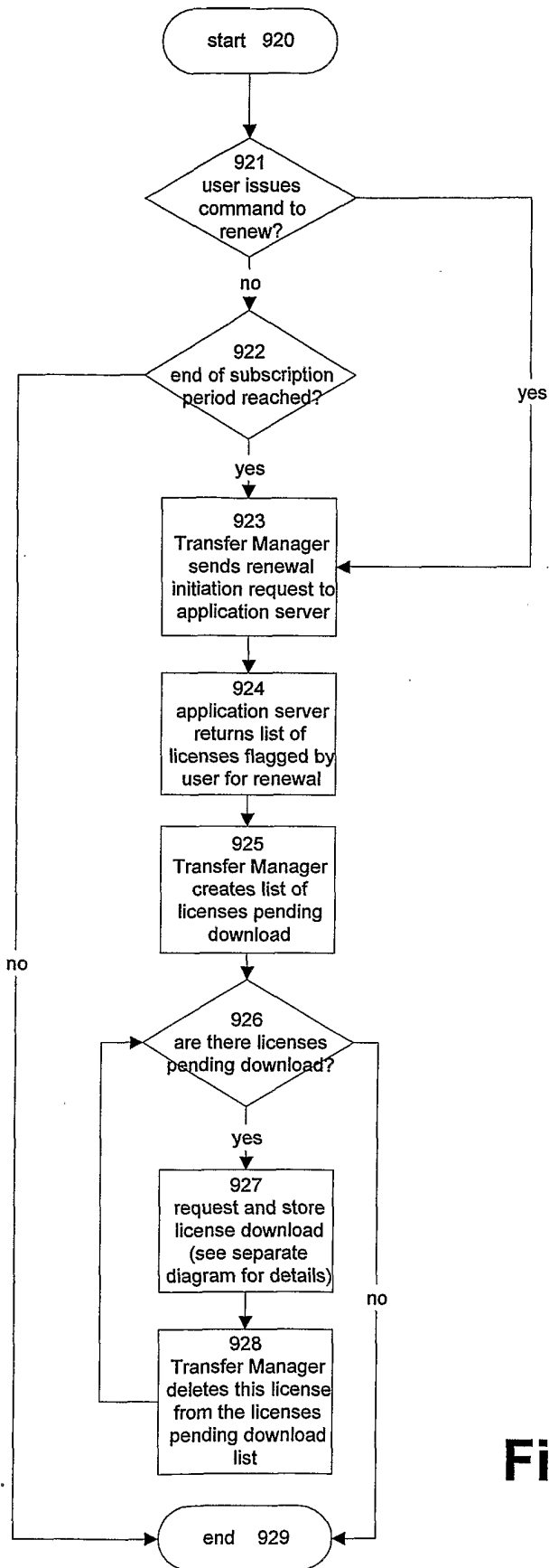
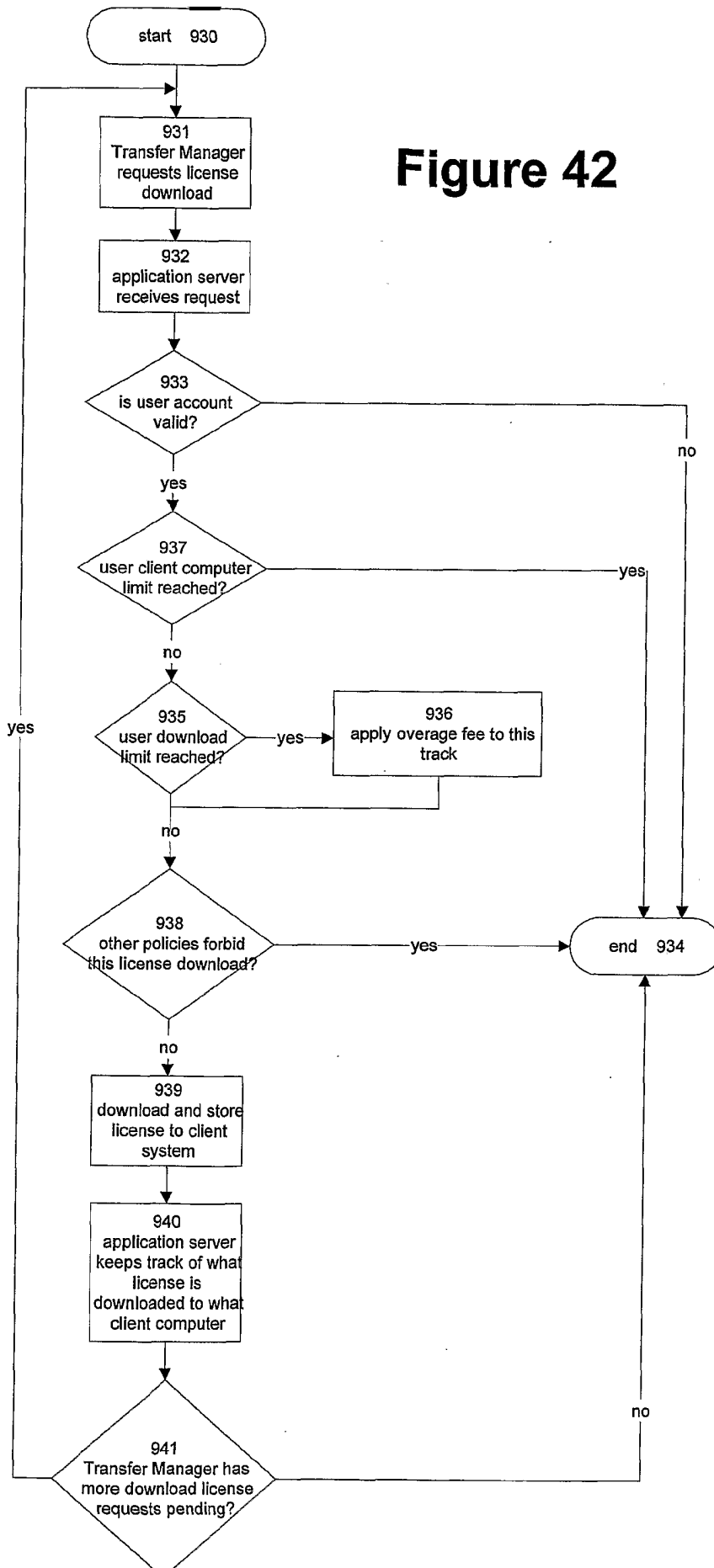
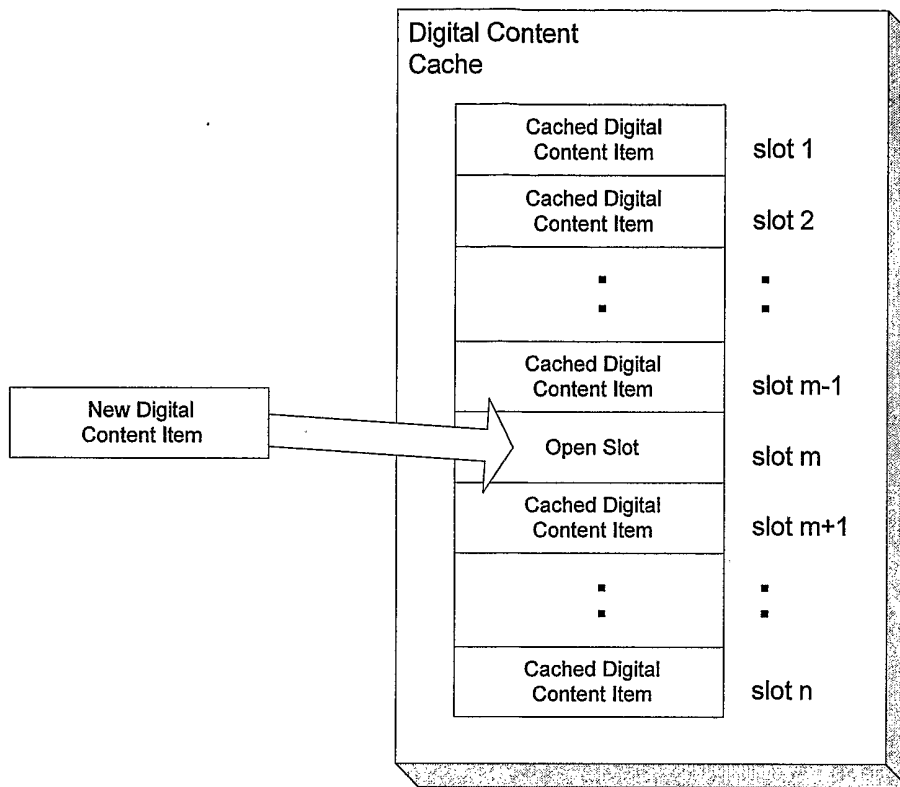


Figure 41

Figure 42







**Figure 43**

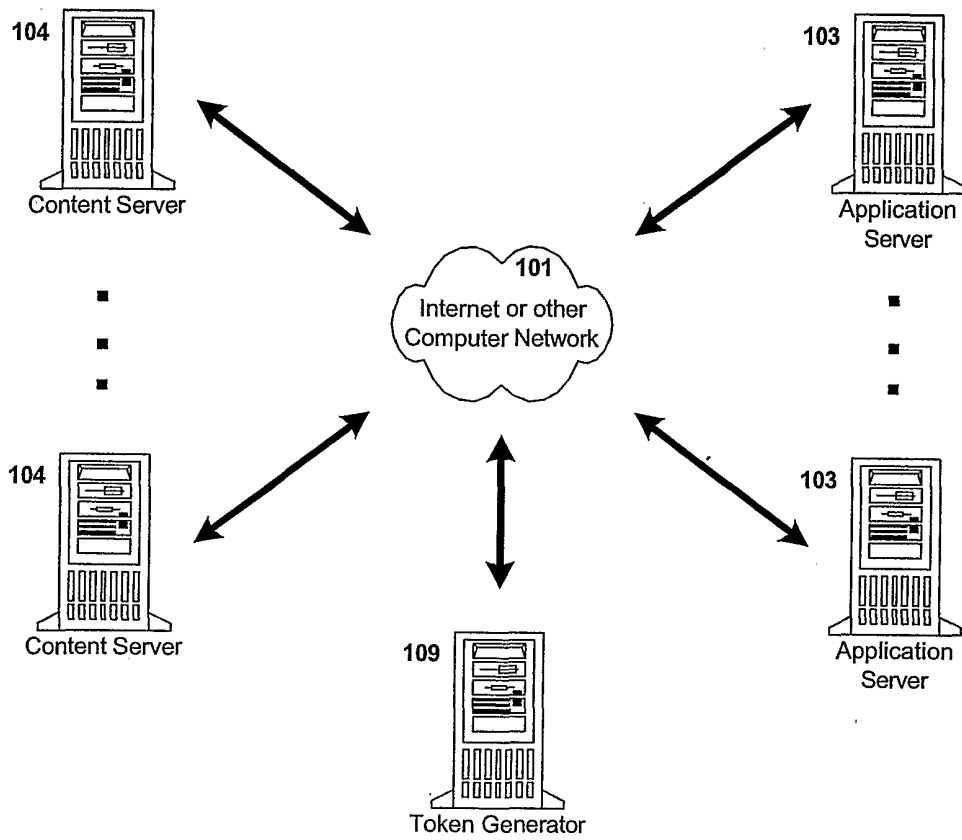


Figure 44

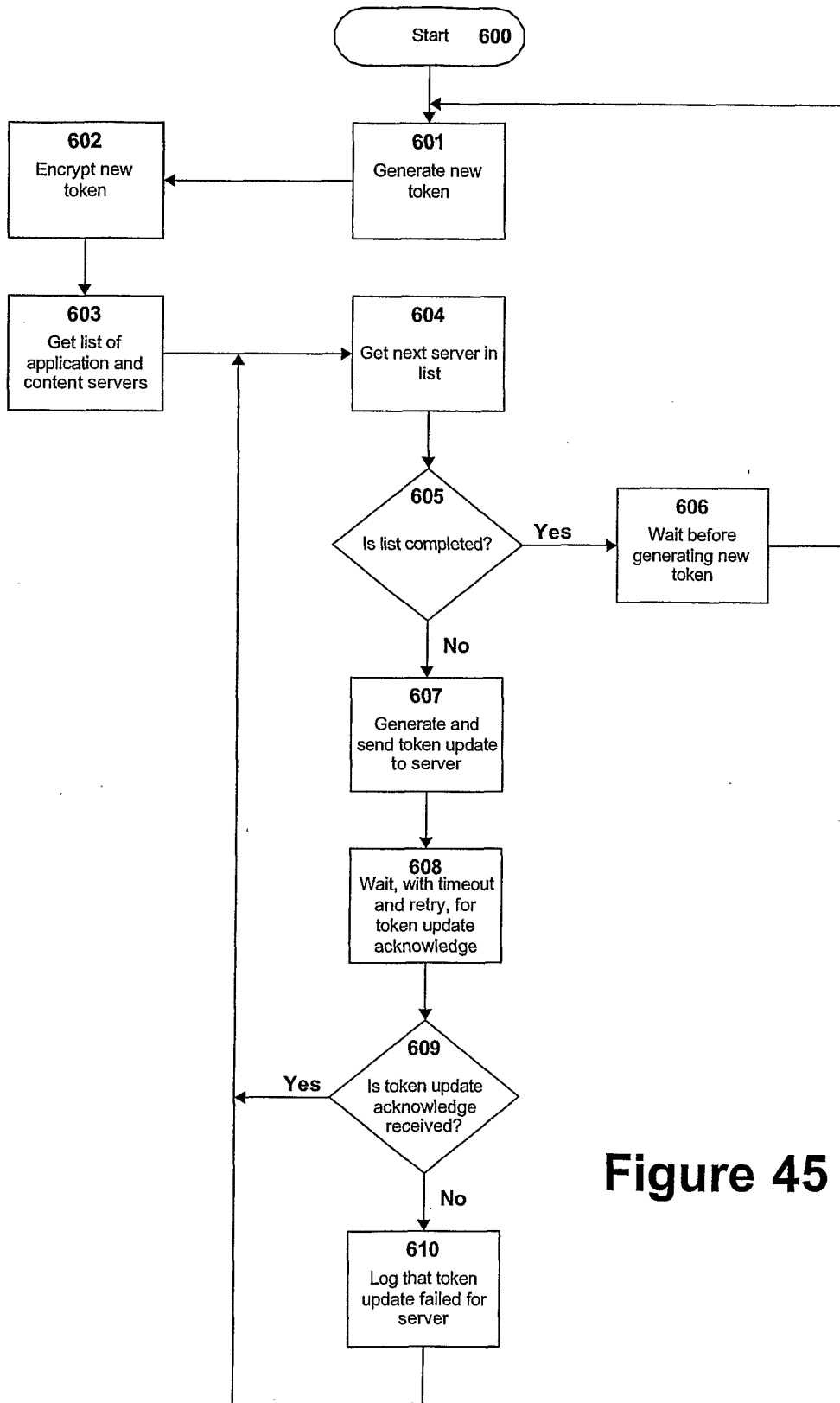
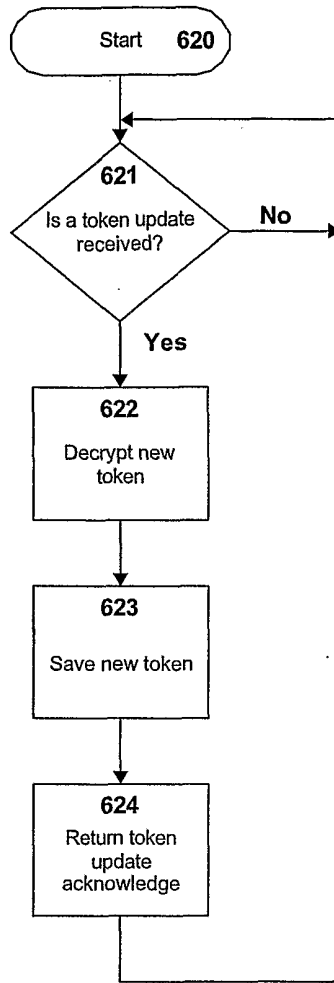
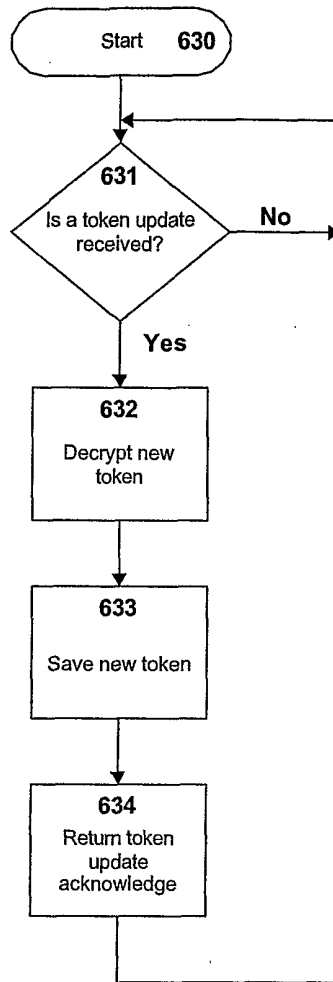


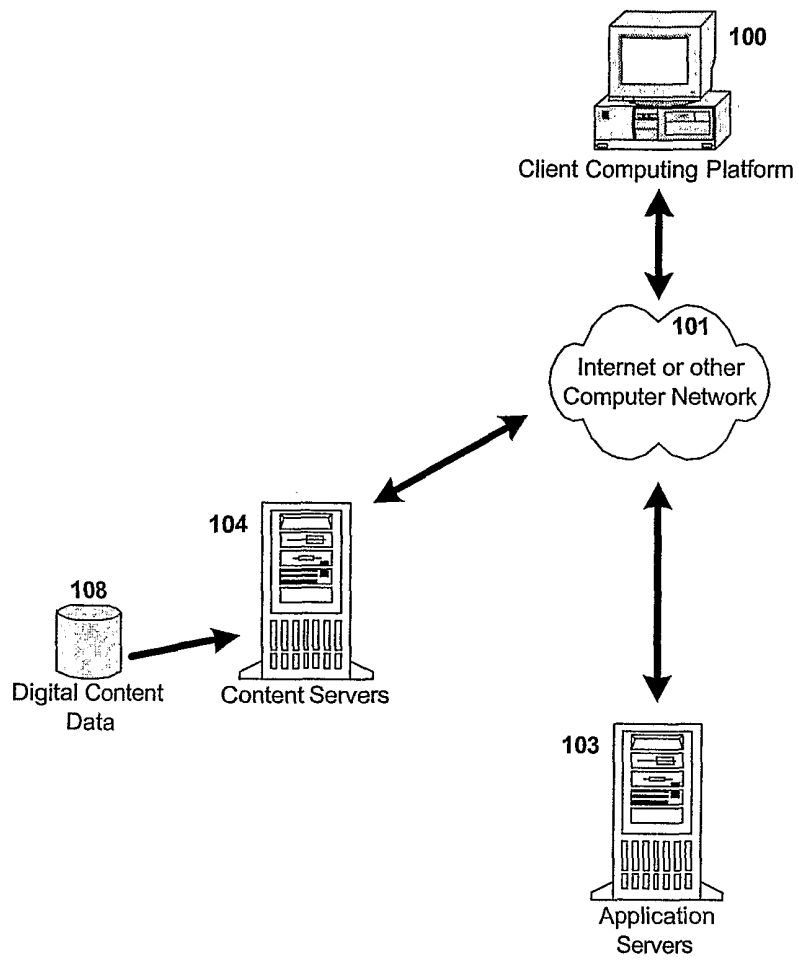
Figure 45



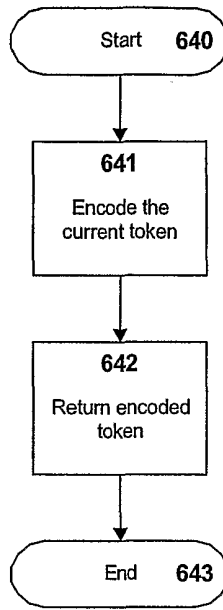
**Figure 46**



**Figure 47**



**Figure 48**



**Figure 49**

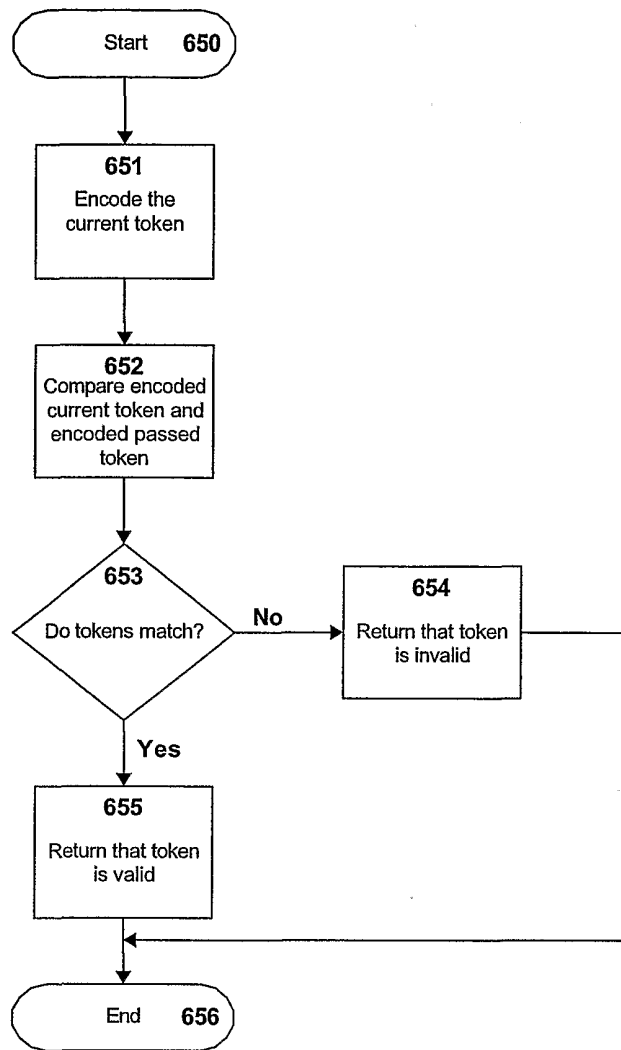
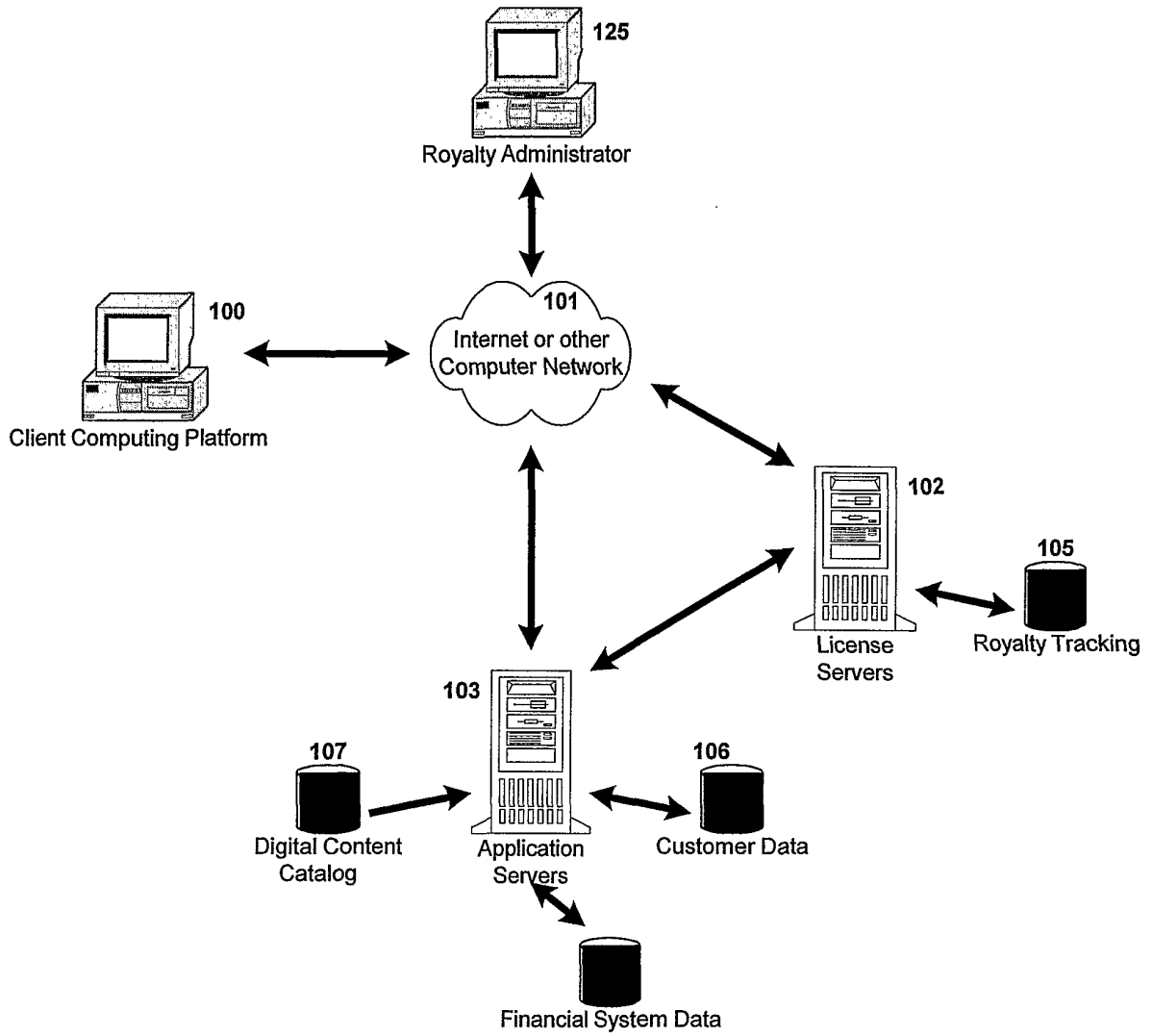


Figure 50





**Figure 51**

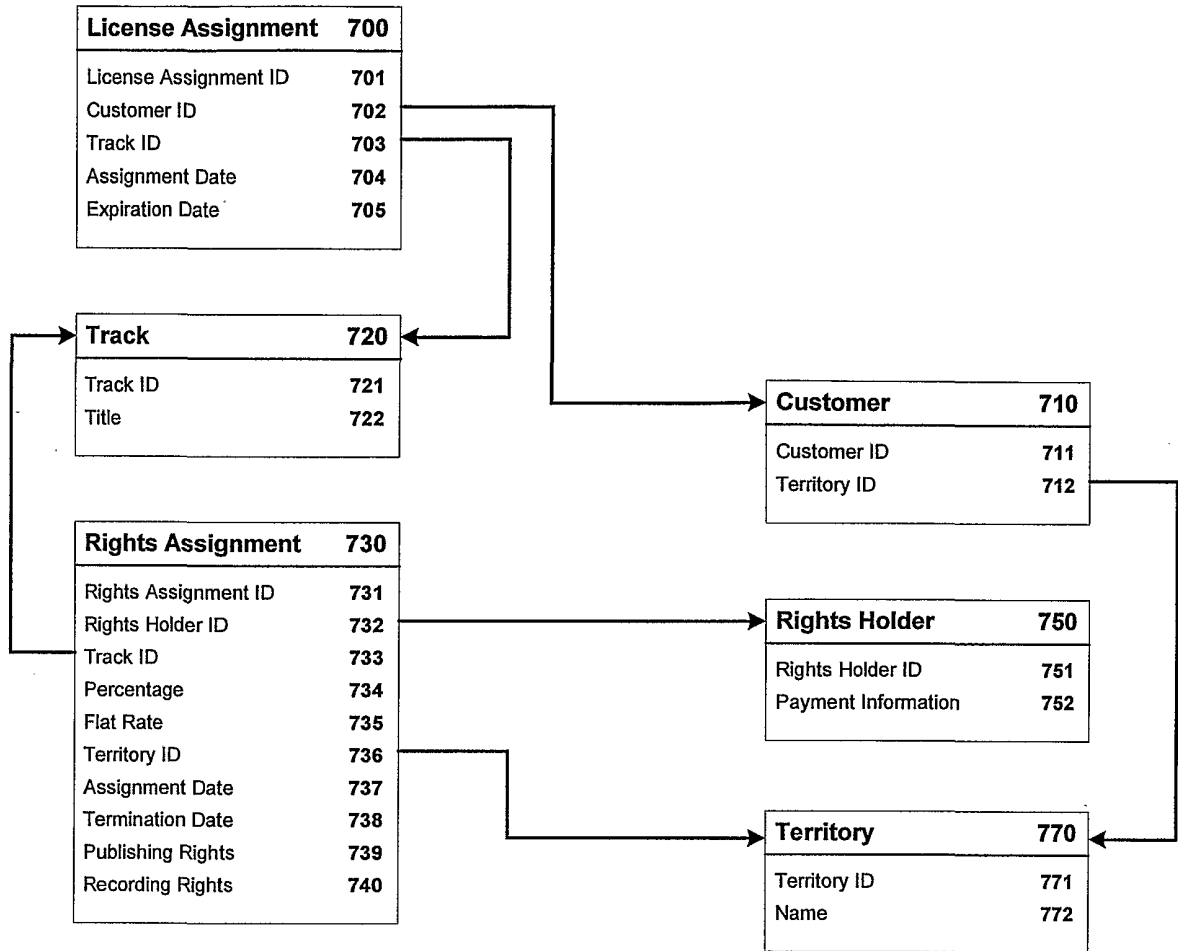


Figure 52

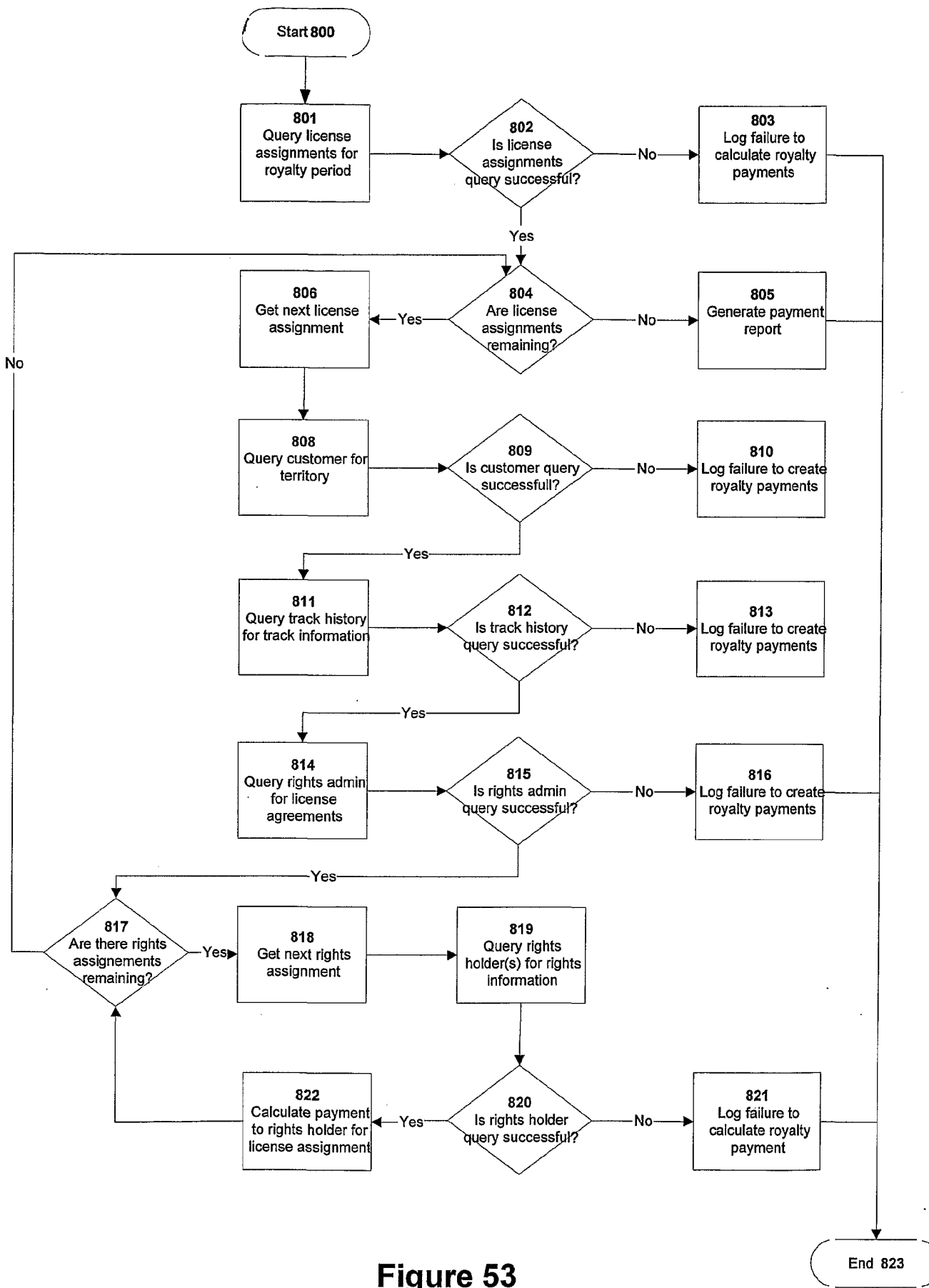
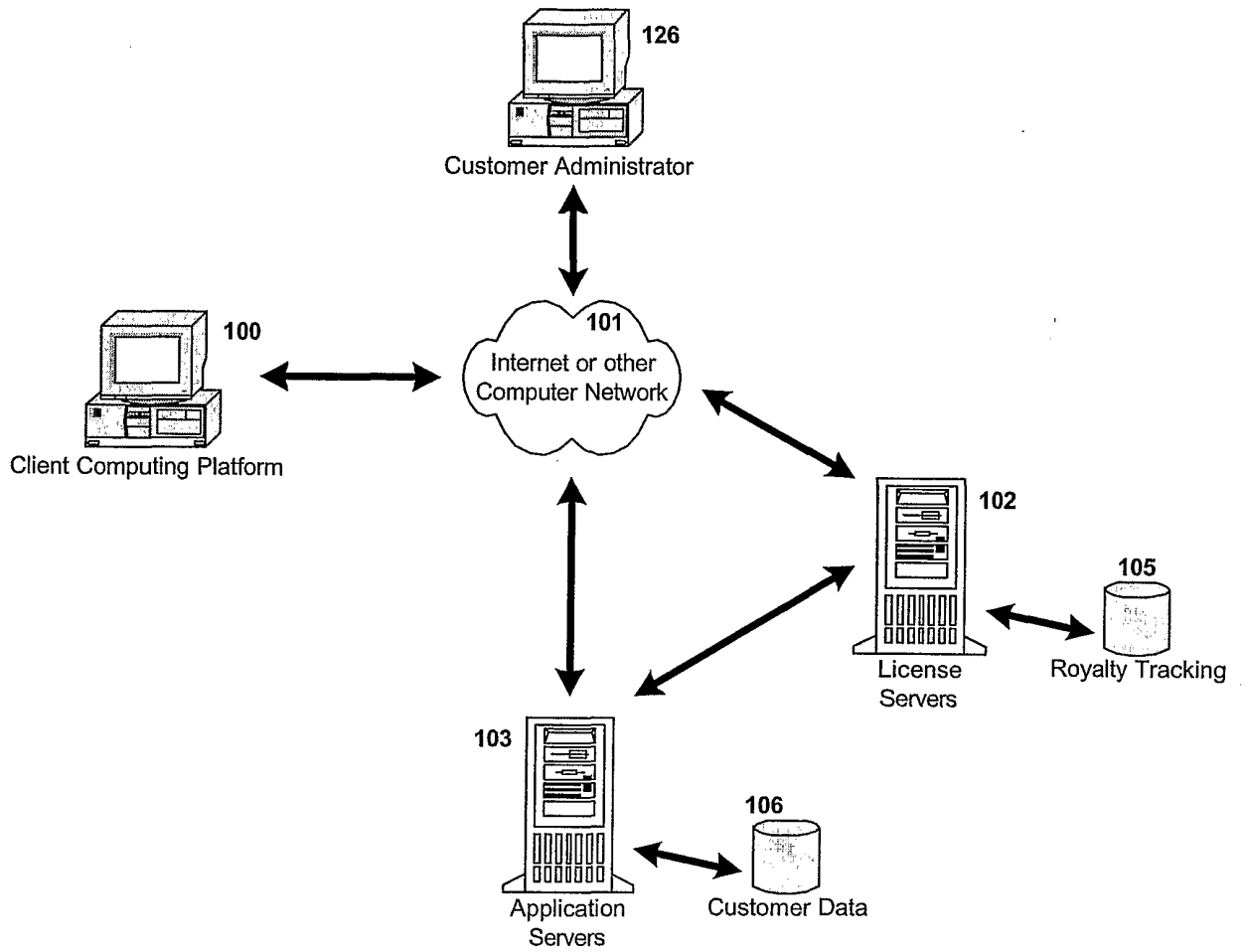
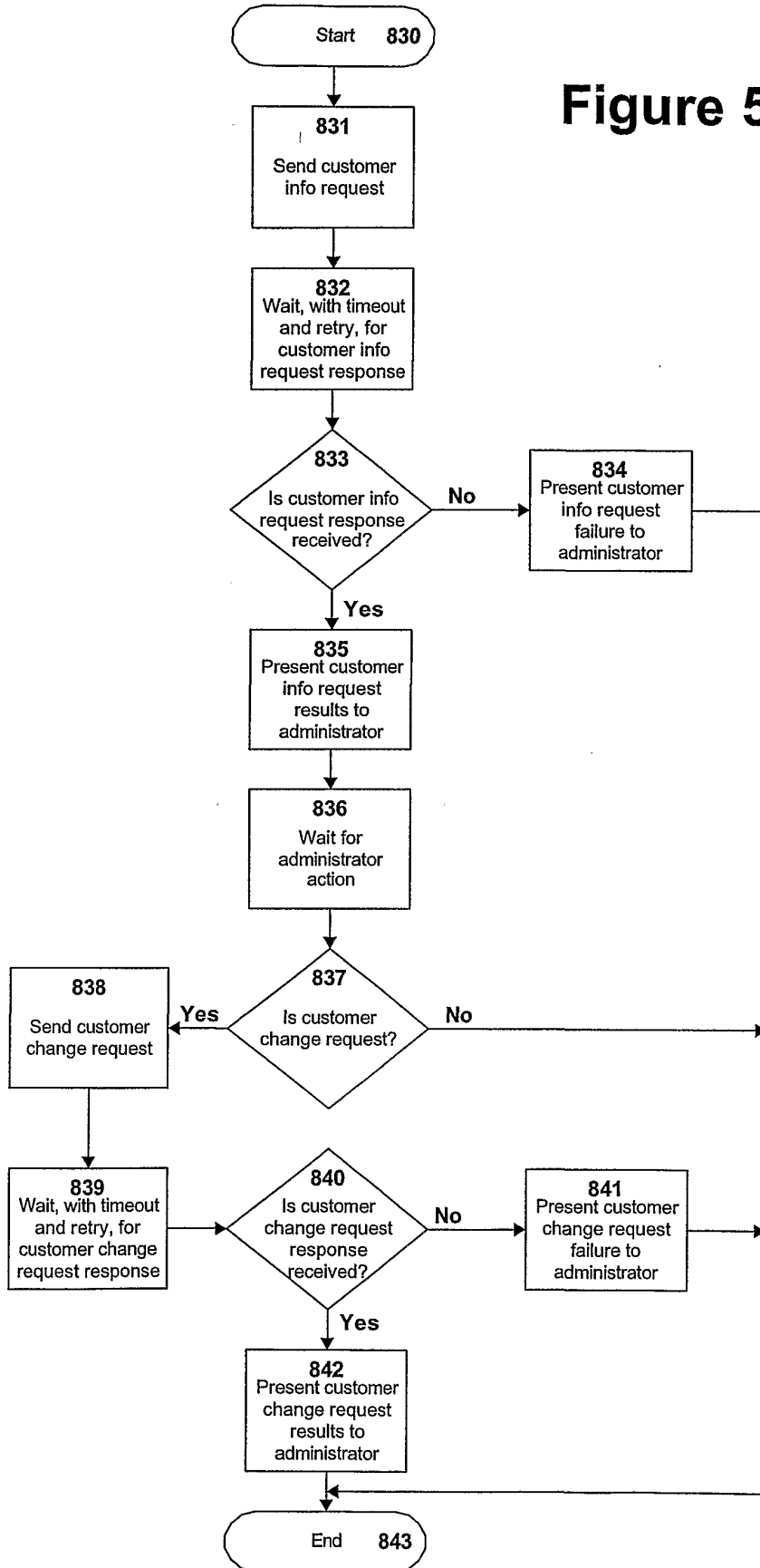


Figure 53



**Figure 54**

Figure 55



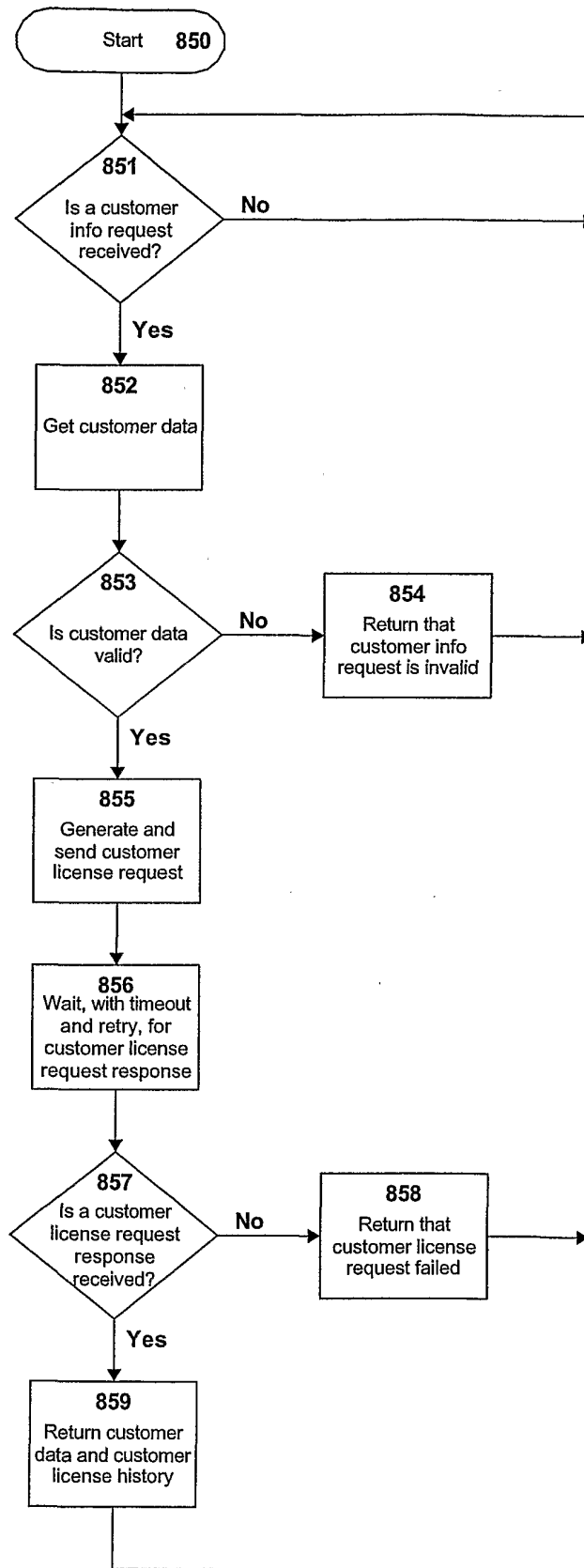


Figure 56

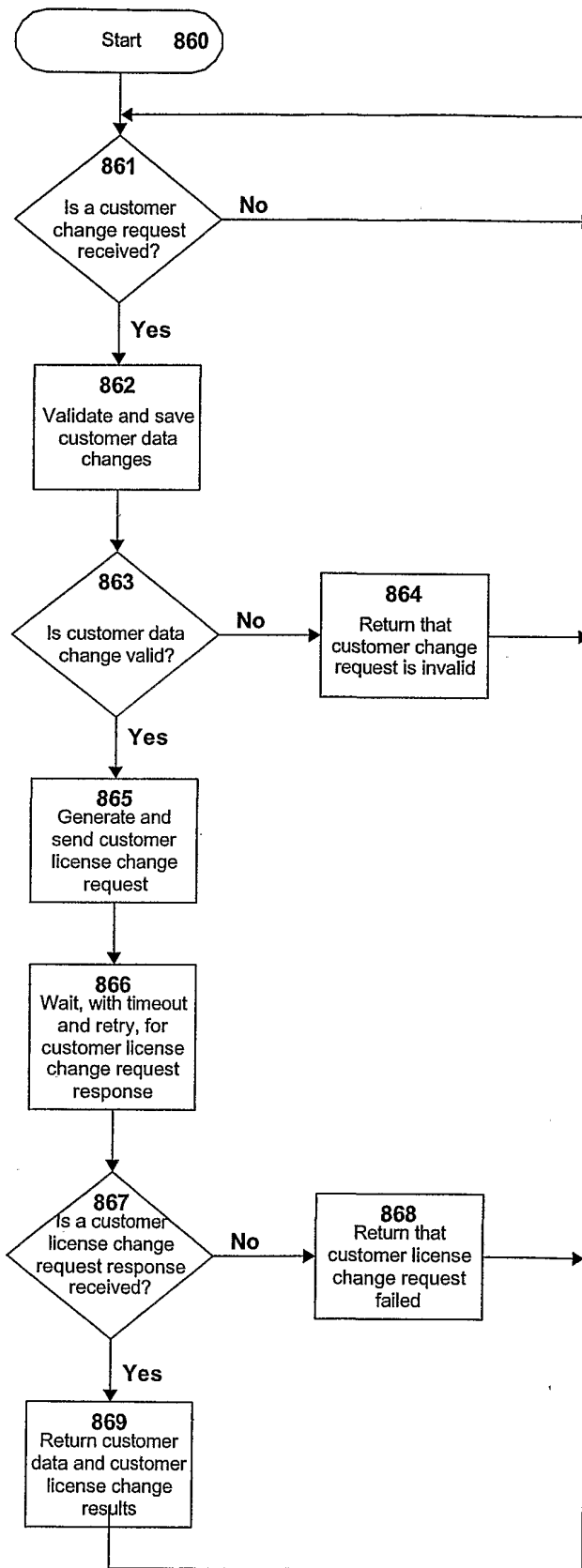
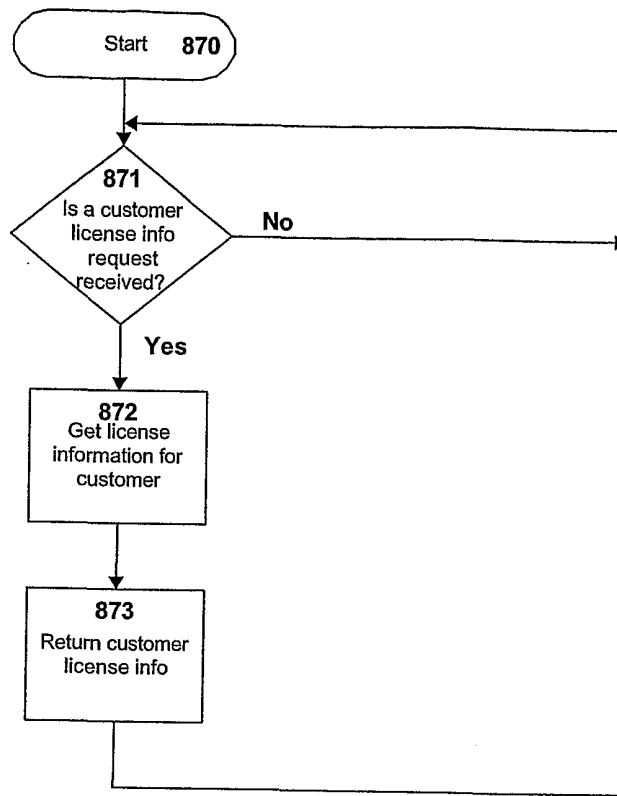
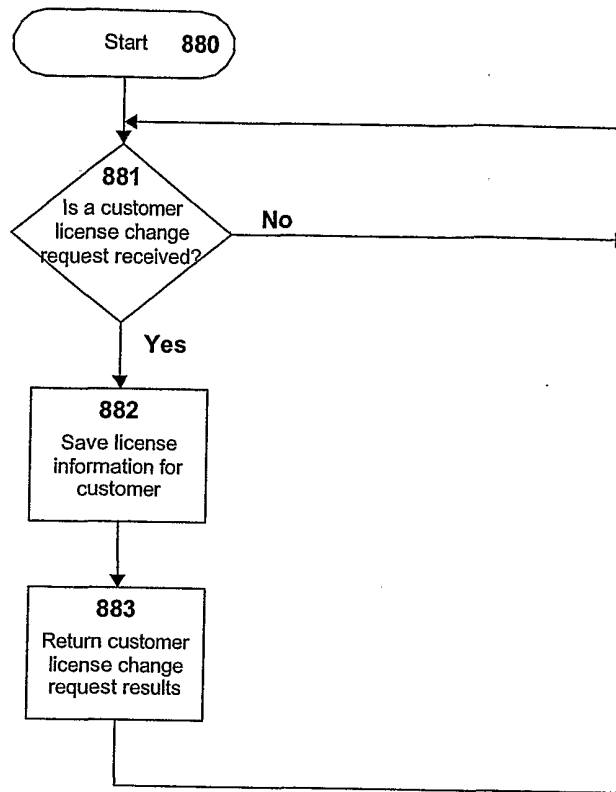


Figure 57



**Figure 58**





**Figure 59**