



US0D1070529S

(12) **United States Design Patent**
Yin

(10) **Patent No.:** **US D1,070,529 S**

(45) **Date of Patent:** **** Apr. 15, 2025**

(54) **EGG HOLDER**

FOREIGN PATENT DOCUMENTS

(71) Applicant: **Shenzhen Aichong Industry Co., Ltd.**,
Shenzhen (CN)

CN	306213729	* 12/2020
CN	308052726	* 5/2023
EM	015015985-0001	* 3/2023

(72) Inventor: **Aicheng Yin**, Changning (CN)

(**) Term: **15 Years**

(21) Appl. No.: **29/886,019**

(22) Filed: **Mar. 3, 2023**

(51) **LOC (15) Cl.** **07-07**

(52) **U.S. Cl.**
USPC **D7/611**; D6/515; D7/589

(58) **Field of Classification Search**
USPC D6/512-515, 552; D7/397, 401.1, 503,
D7/552.2, 553.1, 553.2, 553.3, 553.7,
D7/554.3, 589, 611, 701, 702; D9/757,
D9/758, 762; D15/89
CPC ... A47F 1/04; A47F 1/08; A47F 1/087; A47G
19/28; A47G 19/285; B65D 85/32; F25D
2331/807

See application file for complete search history.

(56) **References Cited**

U.S. PATENT DOCUMENTS

D168,810	S *	2/1953	Sholkin	D15/89
D198,889	S *	8/1964	Heselov	D6/515
D290,790	S *	7/1987	Nathan	D6/515
5,396,997	A *	3/1995	Johnson	A47F 1/087 211/74
D380,113	S *	6/1997	Byrd	D6/515
D785,056	S *	4/2017	Lee	D15/89
D857,463	S	8/2019	Cavalier et al.		
D943,302	S *	2/2022	Zhai	D6/515
D959,924	S	8/2022	Chen		
D986,693	S *	5/2023	Chen	D7/703
D993,718	S *	8/2023	Greenwood	D3/315
D1,002,288	S *	10/2023	Yin	D7/611
2002/0063101	A1 *	5/2002	Thomas	A47F 1/087 211/85.18

OTHER PUBLICATIONS

“2023 New Egg Holder for Refrigerator,” Aug. 2, 2022, Amazon.com, www.amazon.com/Tier-Dispenser-Holder-Refrigerator-ContainerCountertop/dp/B0B8D4GZPT (Year: 2022).*
“Neekeep Egg Holder for Fridge,” Apr. 12, 2023, Amazon.ca, www.amazon.ca/Neekeep-Automatic-Refrigerator-Space-Saving-White/dp/B0C281PR9K (Year: 2023).*

* cited by examiner

Primary Examiner — Joseph Kukella
Assistant Examiner — Arva P Adams
(74) *Attorney, Agent, or Firm* — Daniel M. Cohn;
Howard M. Cohn

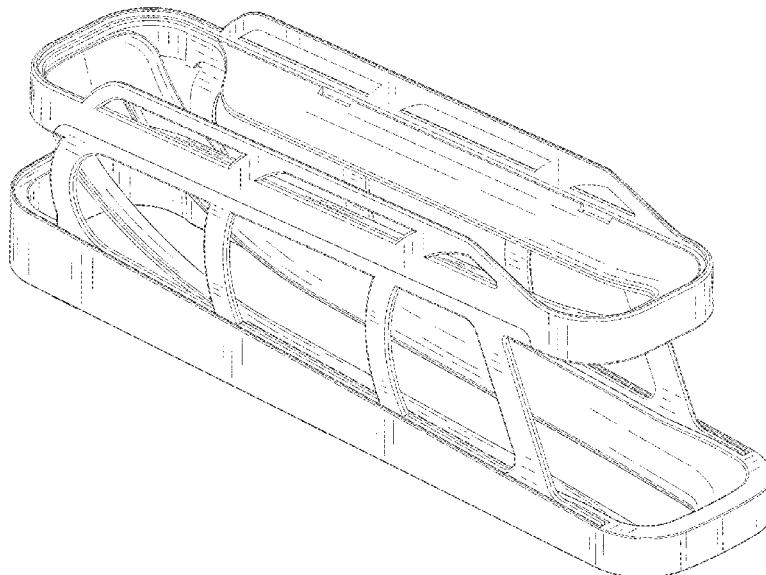
(57) **CLAIM**

The ornamental design for an egg holder, as shown and described.

DESCRIPTION

FIG. 1 is a perspective view of an egg holder showing my new design;
FIG. 2 is another perspective view thereof;
FIG. 3 is a front view thereof;
FIG. 4 is a back view thereof;
FIG. 5 is a left view thereof;
FIG. 6 is a right view thereof;
FIG. 7 is a top plan view thereof; and,
FIG. 8 is a bottom plan view thereof.
The broken lines show portions of the egg holder that form no part of the claimed design.

1 Claim, 8 Drawing Sheets



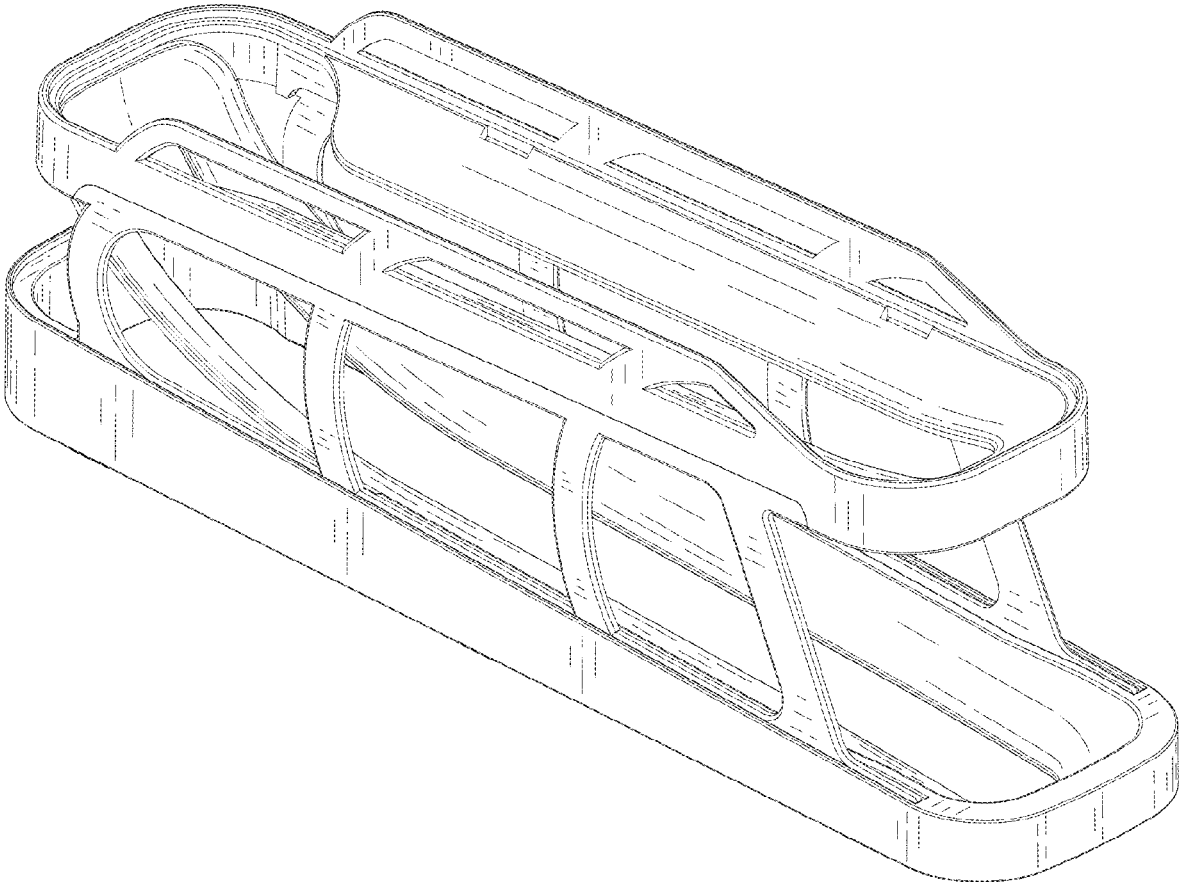


FIG. 1

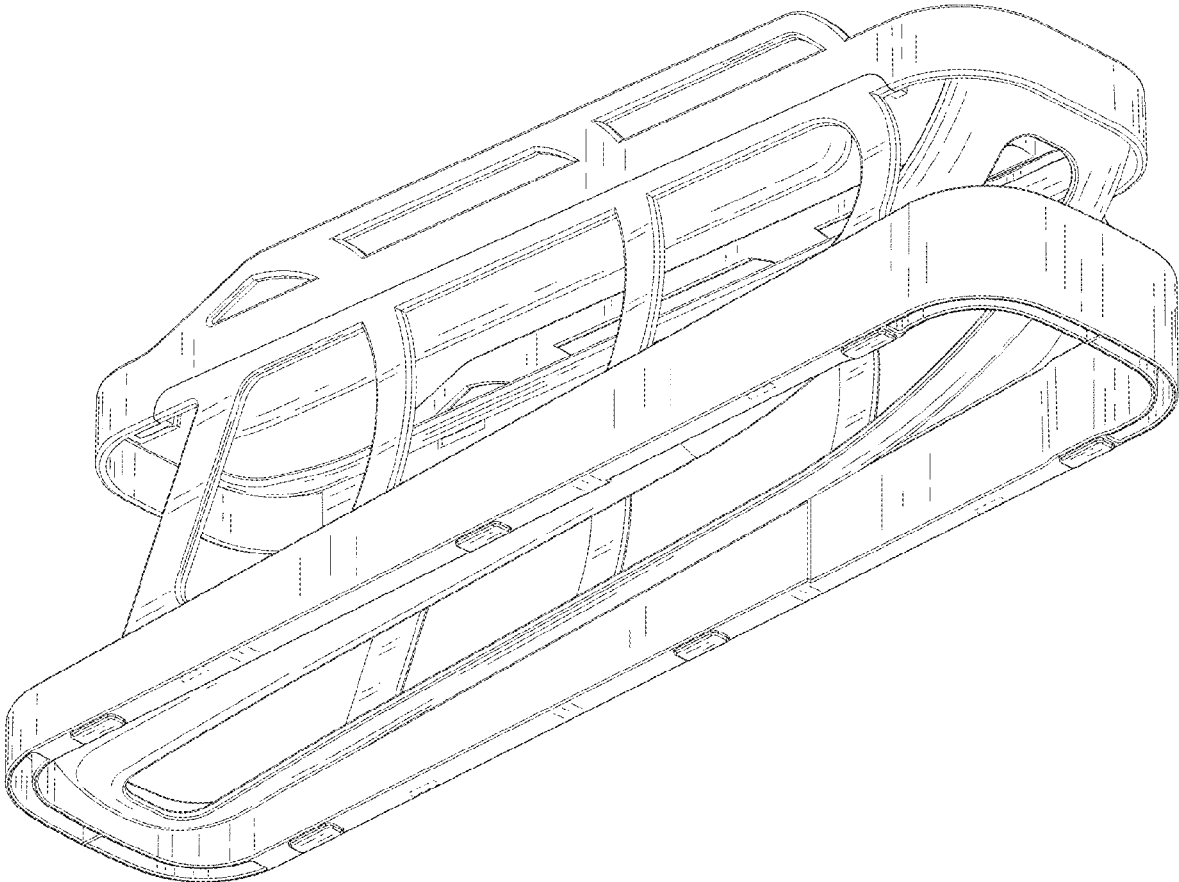


FIG. 2

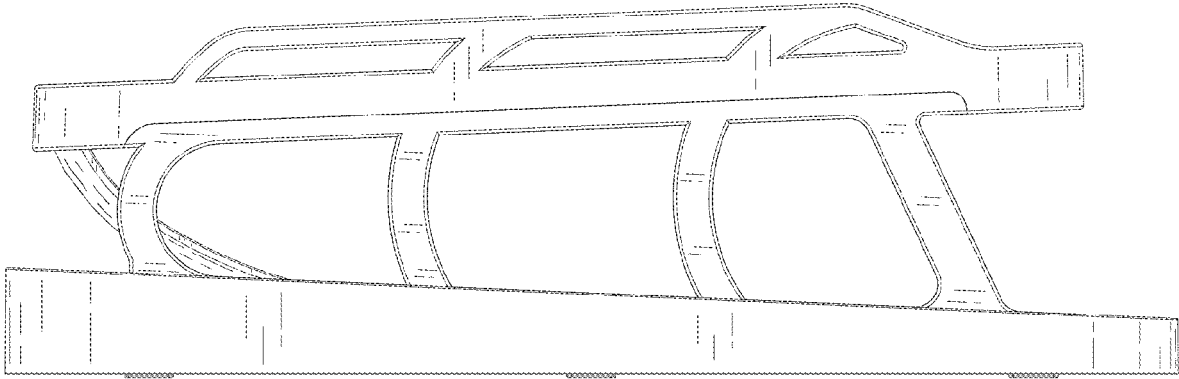


FIG. 3

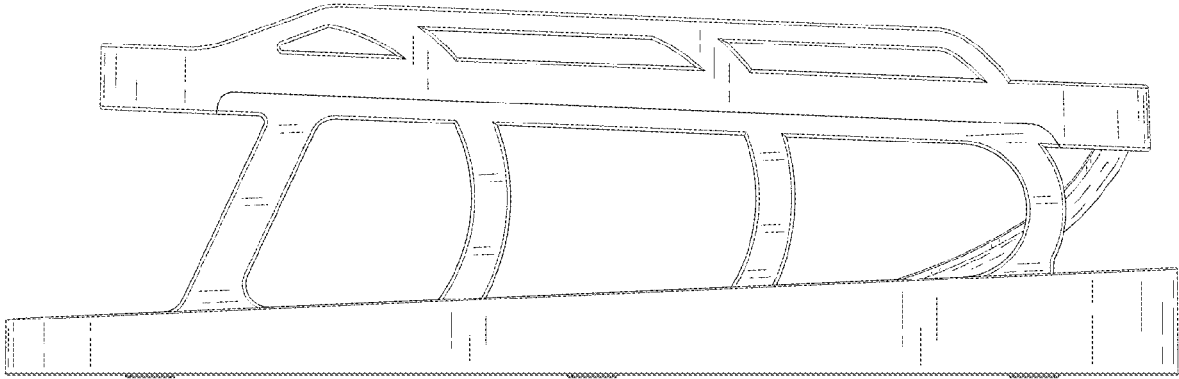


FIG. 4

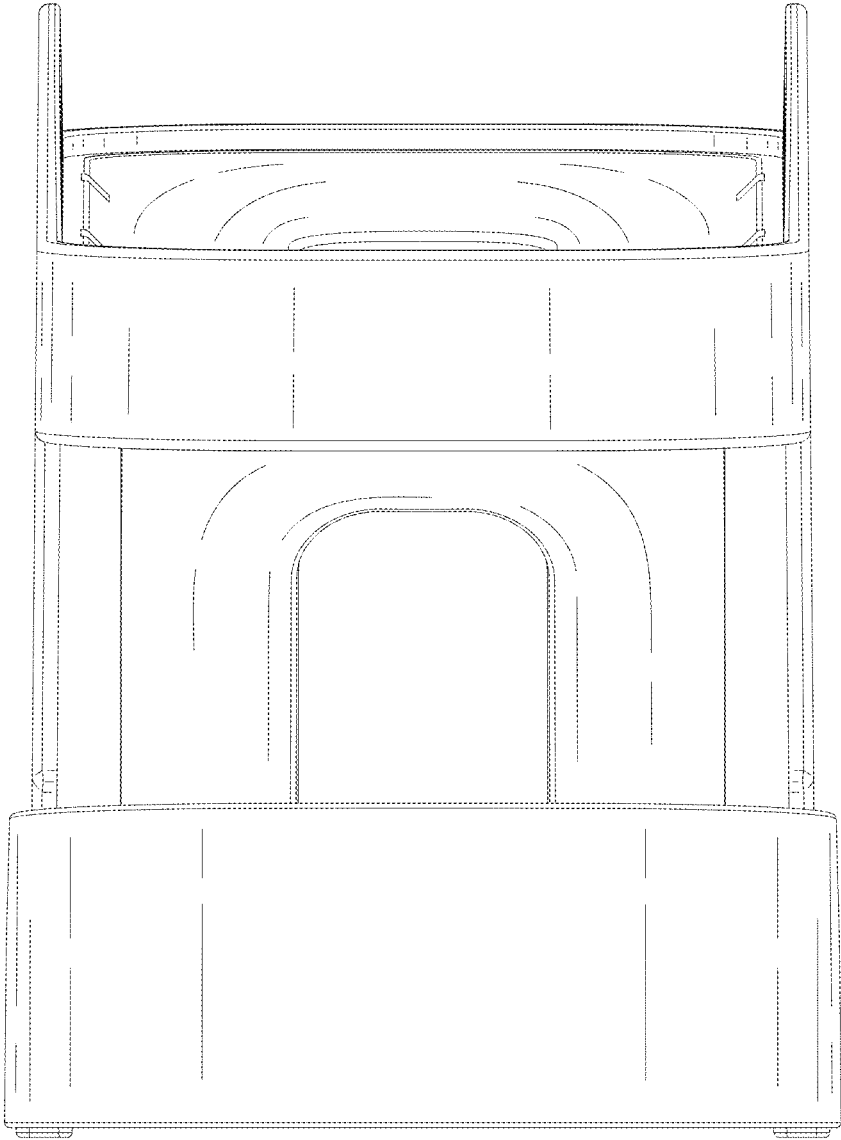


FIG. 5

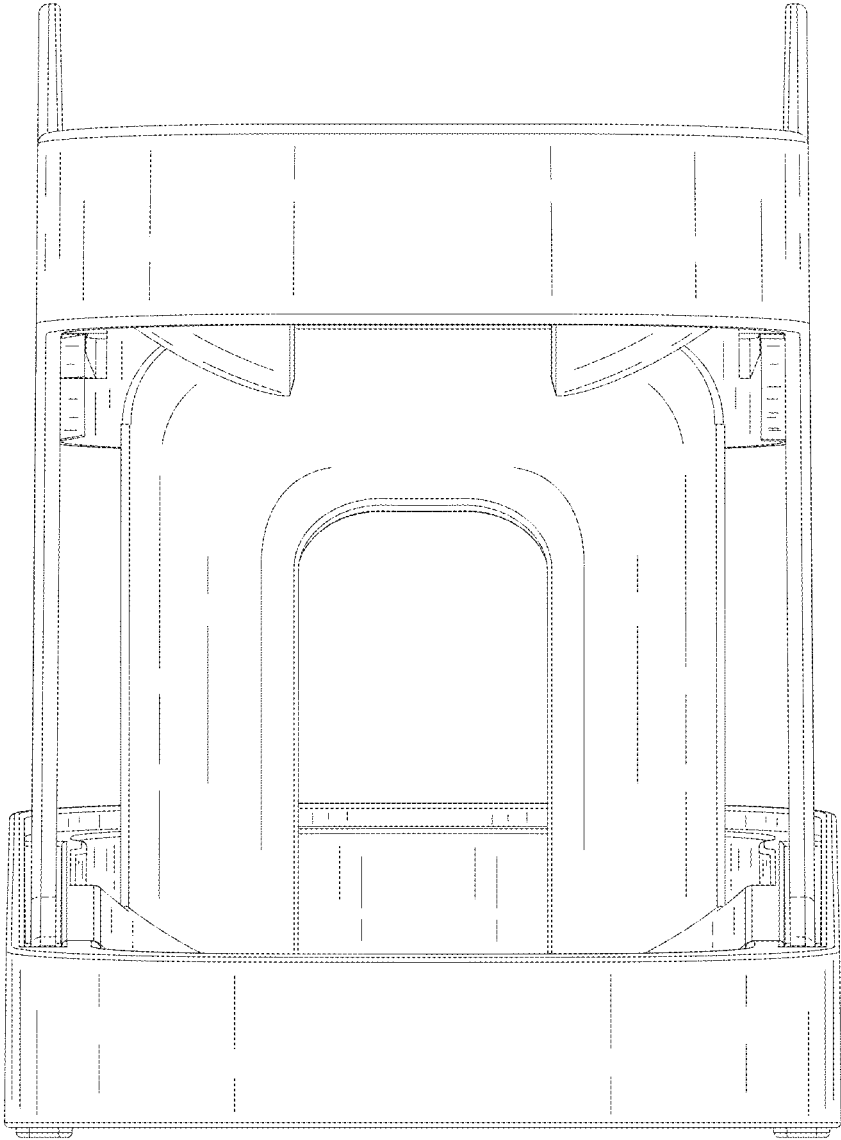


FIG. 6

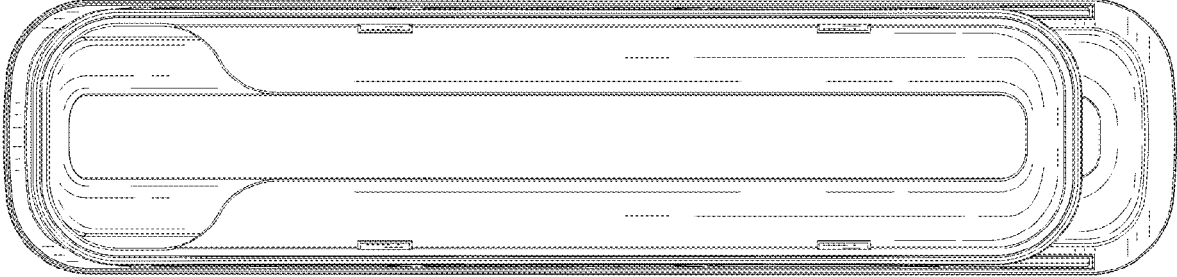


FIG. 7

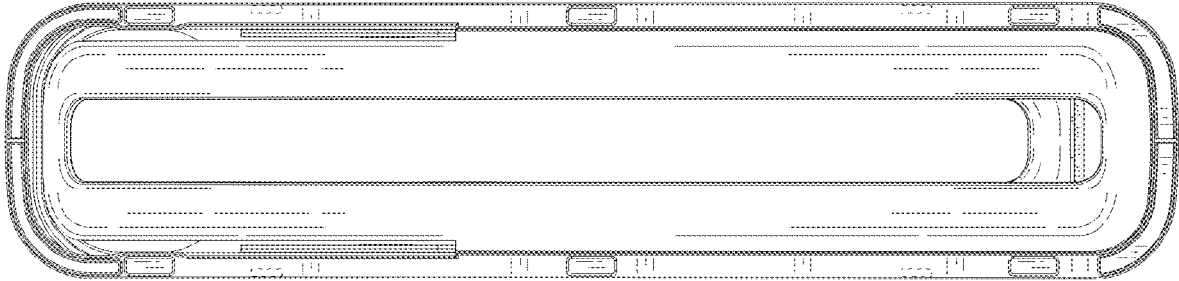


FIG. 8