



US00D739784S

(12) **United States Design Patent**
Bessho

(10) **Patent No.:** **US D739,784 S**

(45) **Date of Patent:** **** Sep. 29, 2015**

(54) **BUCKLE FOR GARMENT BELT**

(71) Applicant: **Nobuyori Bessho**, Nishinomiya (JP)

(72) Inventor: **Nobuyori Bessho**, Nishinomiya (JP)

(**) Term: **14 Years**

(21) Appl. No.: **29/512,392**

(22) Filed: **Dec. 18, 2014**

(30) **Foreign Application Priority Data**

Jun. 19, 2014 (JP) 2014-013379

(51) **LOC (10) Cl.** **11-03**

(52) **U.S. Cl.**

USPC **D11/216**

(58) **Field of Classification Search**

USPC D11/1-2, 200-201, 206-210, 214-218;
24/163 R, 169-171, 173, 177-179, 191,
24/194-195, 197, 200, 614-616, 625, 198,
24/578.11, 578.1, 163 K, 114, 455, 573.11,
24/598.2, 69 R; D8/394, 395

CPC A44B 11/12; A44B 11/25; A44B 11/00;
A44B 11/26; A42B 11/06; A42B 7/00

See application file for complete search history.

(56) **References Cited**

U.S. PATENT DOCUMENTS

D354,457 S *	1/1995	McIntyre	D11/216
D514,021 S *	1/2006	Chang	D11/216
D683,653 S *	6/2013	Moreau et al.	D11/215
D684,088 S *	6/2013	Fukazawa	D11/216

* cited by examiner

Primary Examiner — Ralf Seifert

(74) *Attorney, Agent, or Firm* — Hamre, Schumann, Mueller & Larson, P.C.

(57) **CLAIM**

The ornamental design of a buckle for garment belt, as shown and described.

DESCRIPTION

FIG. 1 is a perspective view of a buckle for garment belt showing new design.

FIG. 2 is a front view thereof.

FIG. 3 is a rear view thereof.

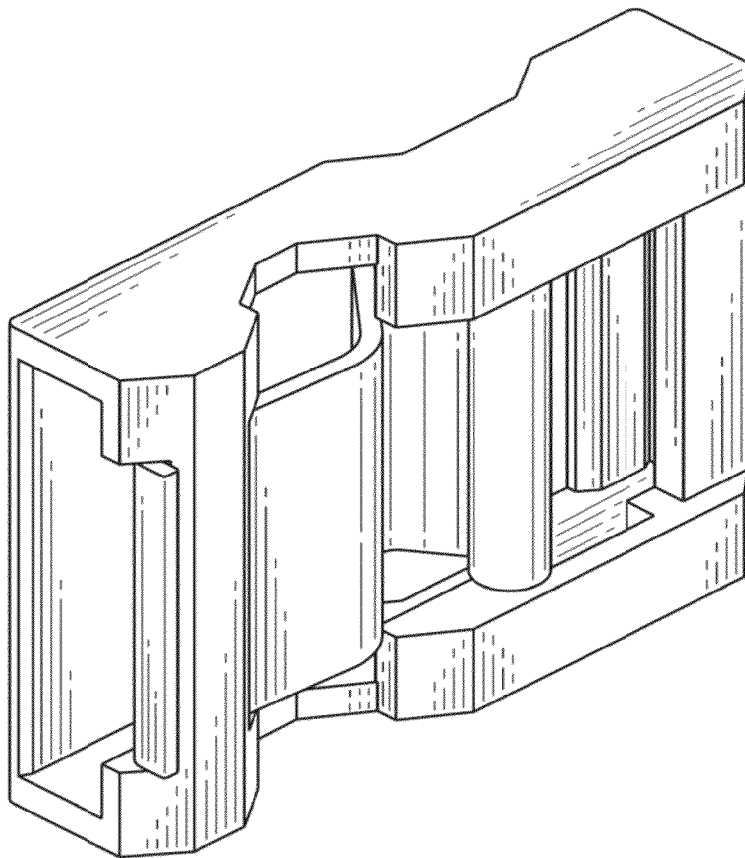
FIG. 4 is a right side view thereof.

FIG. 5 is a left side view thereof.

FIG. 6 is a top view thereof; and,

FIG. 7 is a bottom view thereof.

1 Claim, 7 Drawing Sheets



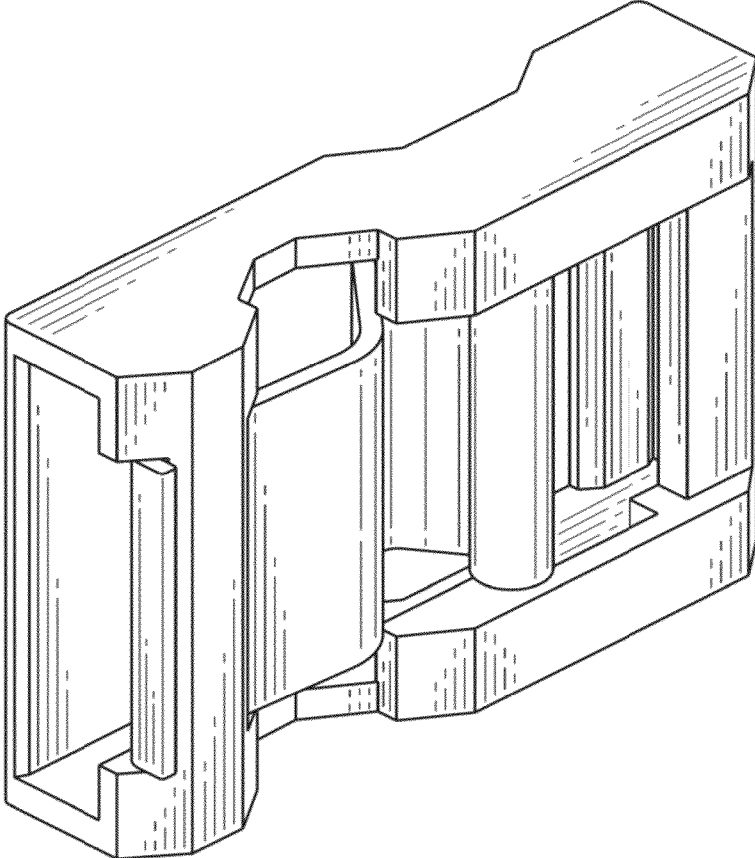


FIG.1

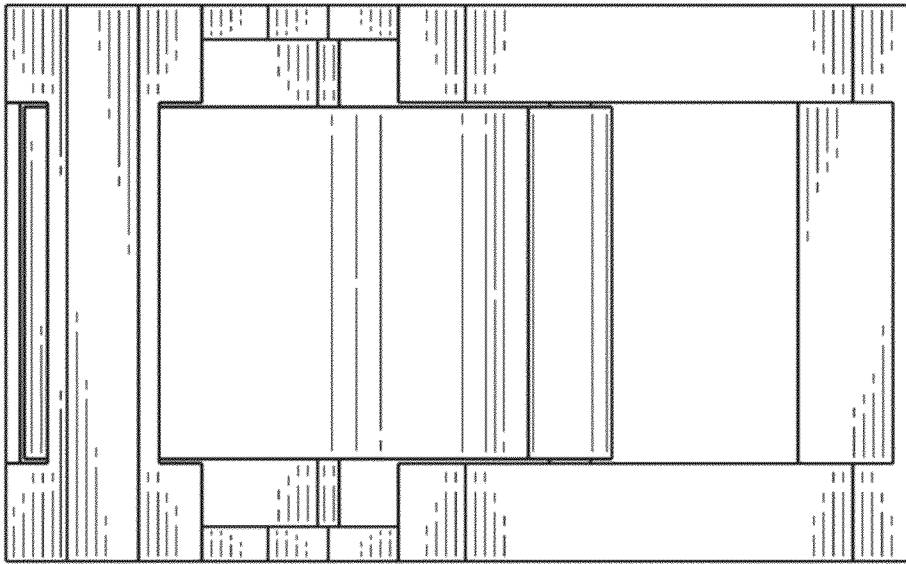


FIG.2

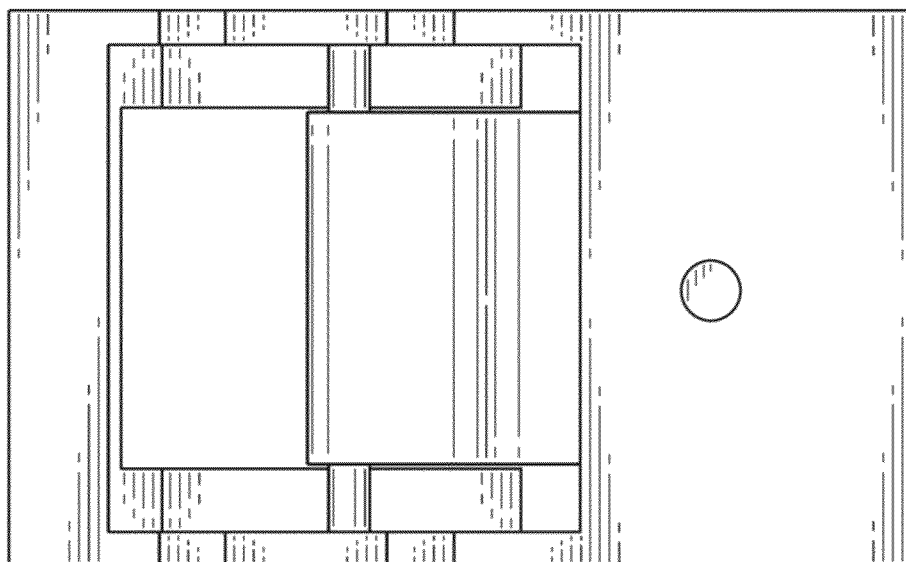


FIG.3




FIG.4




FIG.5

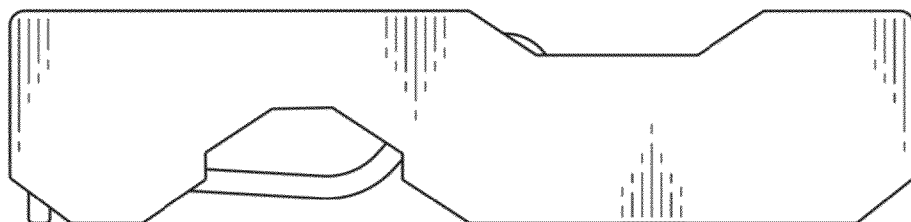


FIG.6

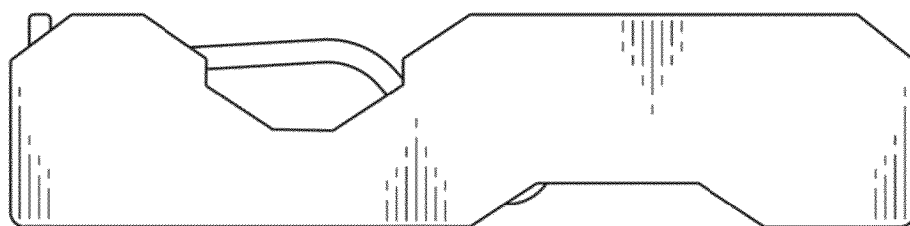


FIG.7