

[54] SNEAKER

[76] Inventors: Stephen Huberman; Daniel Lasky, both of 500 Collins St., Melbourne 3000, Australia

[**] Term: 14 Years

[21] Appl. No.: 324,617

[22] Filed: Nov. 24, 1981

[52] U.S. Cl. D2/282; D2/301; D2/310

[58] Field of Search D2/264, 268-269, D2/278, 282, 286-287, 290-291, 293, 300-301, 305-306, 308-311, 314-315; 36/8.1, 9 R, 10, 83-84, 113-114, 129, 131

[56] References Cited

U.S. PATENT DOCUMENTS

D. 126,609	4/1941	Joyce	D2/286
D. 166,825	5/1952	Sandler	D2/300
D. 167,503	8/1952	Diamant	D2/301
D. 170,107	8/1953	Baroumes	D2/287
D. 170,946	11/1953	Sandler	D2/269

D. 172,315	5/1954	Sandler	D2/300
D. 247,136	2/1978	Mizoguchi	D2/310 X
2,339,057	1/1944	Crofut	36/10
2,677,201	5/1954	Lyon	D2/282 X

OTHER PUBLICATIONS

Boot & Shoe Recorder-9/67-p. 69-Sneaker at top-right.

Primary Examiner-Nelson C. Holtje

Attorney, Agent, or Firm-Roland Riottel

[57] CLAIM

The ornamental design for a sneaker, or similar article as shown and described.

DESCRIPTION

FIG. 1 is a top plan view of a sneaker or similar article showing our new design;

FIG. 2 is a front elevational view thereof;

FIG. 3 is a left side elevational view thereof;

FIG. 4 is a rear elevational view thereof;

FIG. 5 is a right side elevational view thereof;

FIG. 6 is a bottom plan view thereof;

FIG. 7 is a top and right front perspective view thereof.

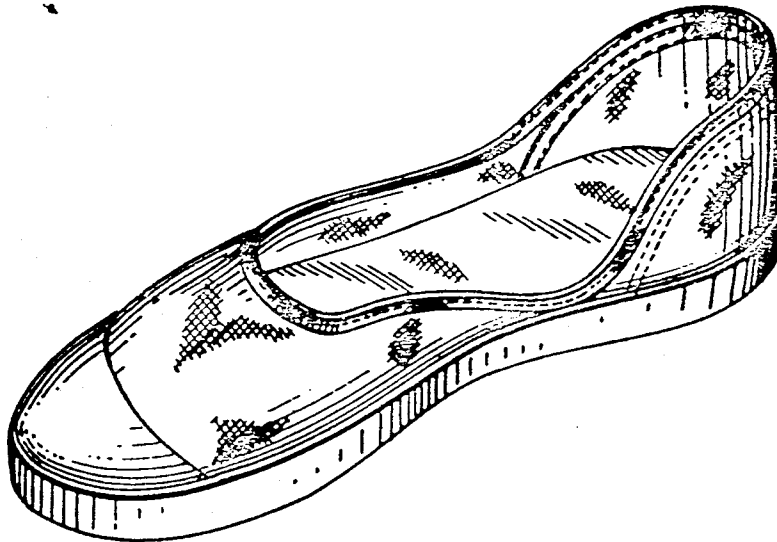


FIG. 1

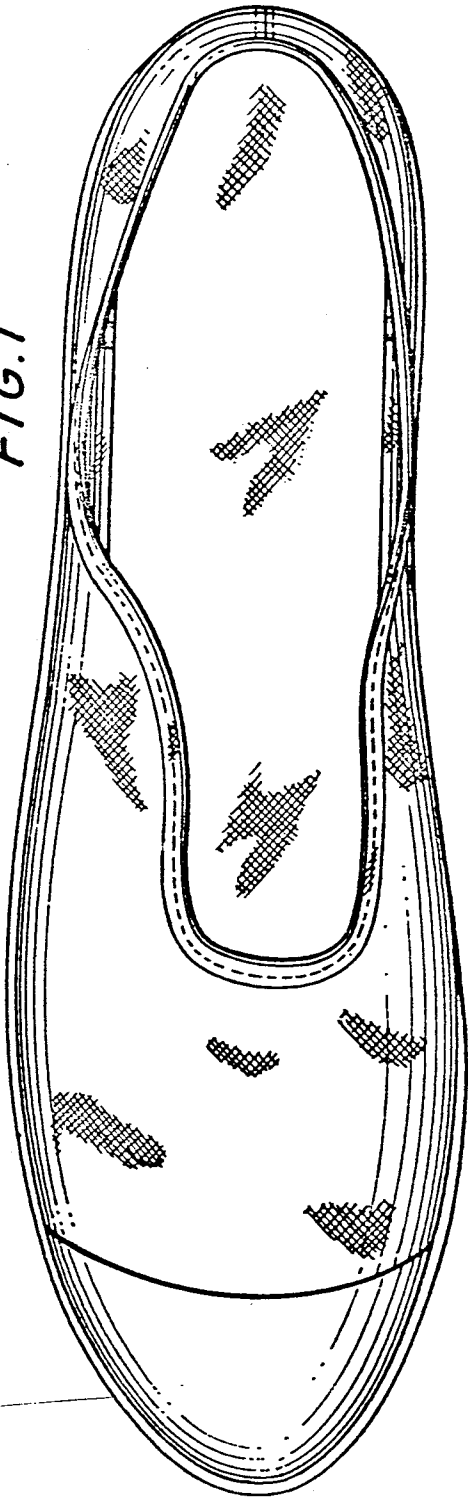


FIG. 6

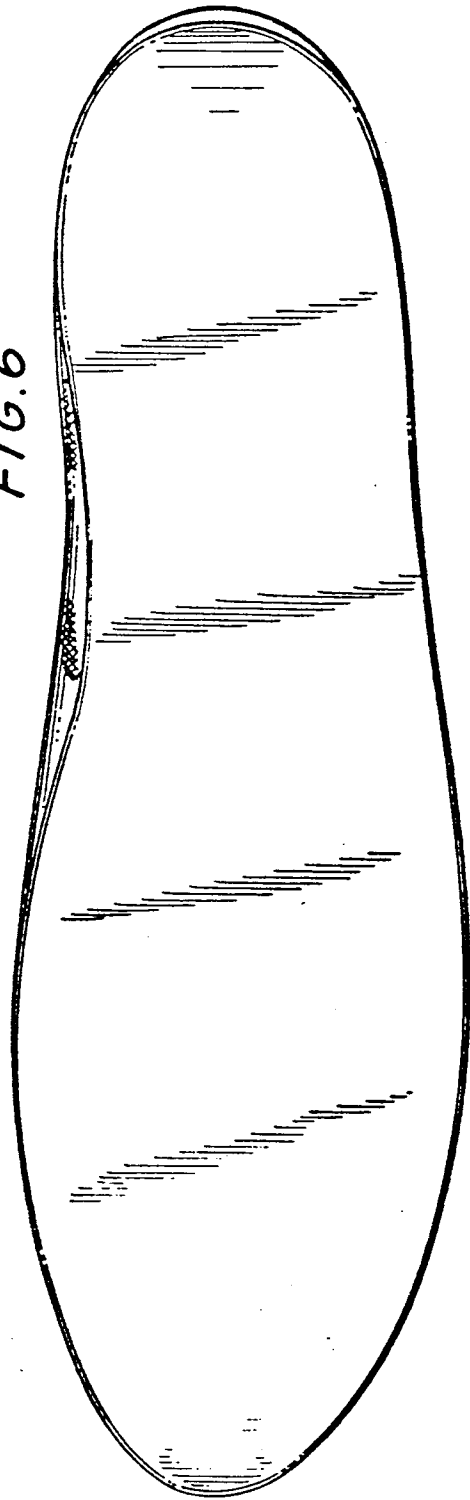


FIG. 2

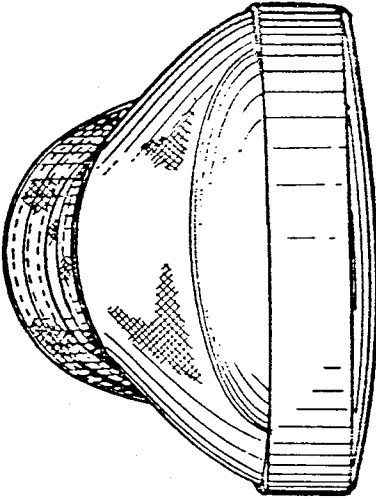


FIG. 4

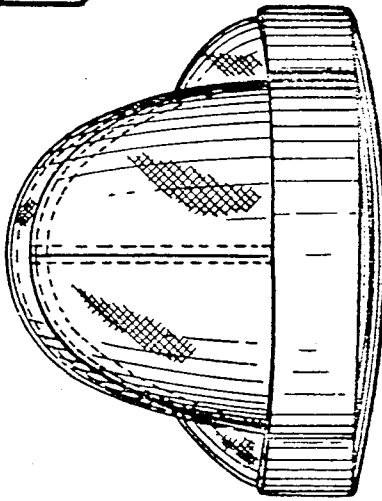


FIG. 7

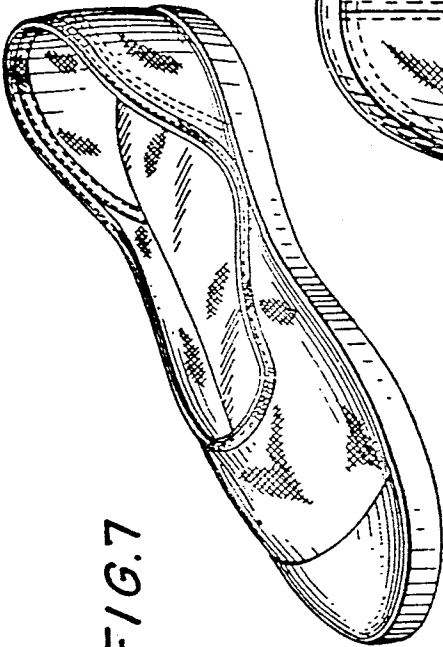


FIG. 3

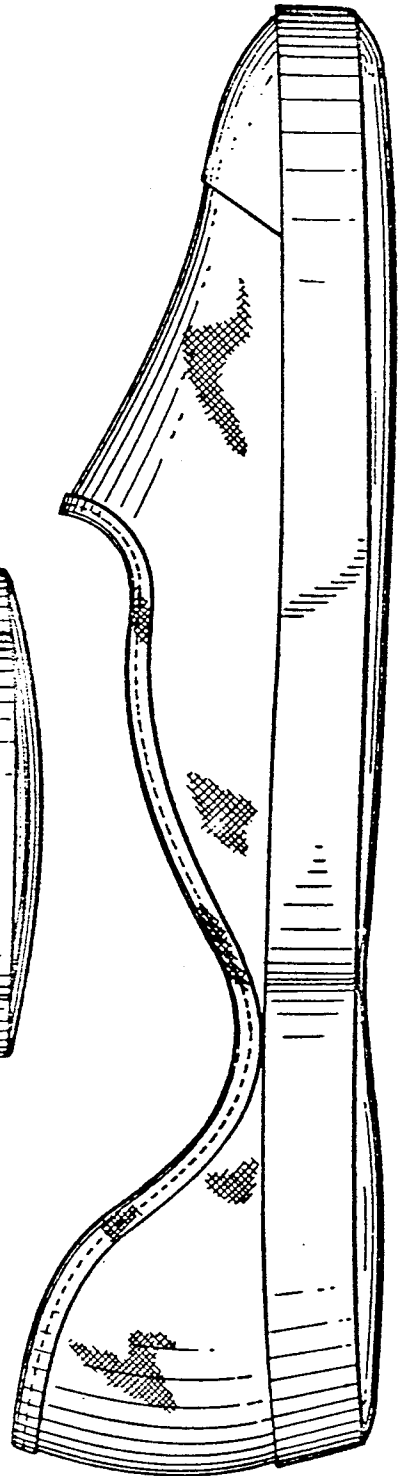


FIG. 5

