



US00D418704S

United States Patent [19]
McGeehan

[11] **Patent Number: Des. 418,704**
[45] **Date of Patent: ** Jan. 11, 2000**

[54] **TOILET PAPER HOLDER AND DISPENSER**

D. 356,459 3/1995 Echeverri D6/520
2,534,290 12/1950 Moskowitz D6/520
4,124,259 11/1978 Harris D6/520

[76] Inventor: **Clarence E. McGeehan**, 266 E.
Patterson St., Lansford, Pa. 18232

Primary Examiner—Marcus A. Jackson

[**] Term: **14 Years**

[57] **CLAIM**

[21] Appl. No.: **29/088,199**

The ornamental design for a toilet paper holder and dispenser, as shown and described.

[22] Filed: **May 18, 1998**

DESCRIPTION

[51] **LOC (7) Cl.** **06-02**

[52] **U.S. Cl.** **D6/520**

[58] **Field of Search** D6/518-523; 242/55.3,
242/55.53, 552, 55.54; 312/341, 39, 38,
37, 71; 206/391, 394

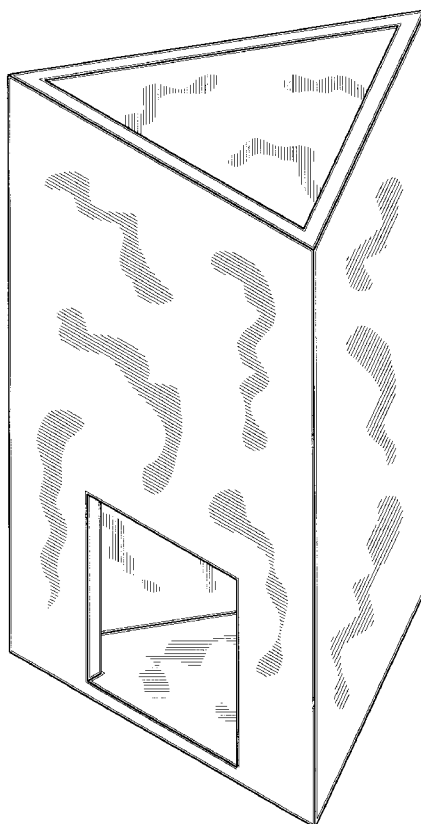
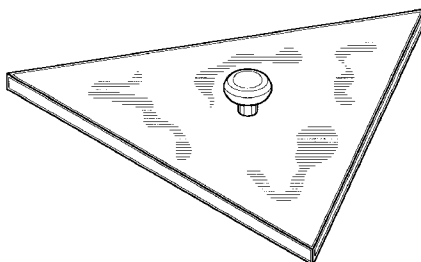
FIG. 1 is a front elevational view of the toilet paper holder and dispenser showing my new design; FIG. 2 is a rear elevational view thereof; FIG. 3 is a left side elevational view thereof; FIG. 4 is a right side elevational view thereof; FIG. 5 is a top plan view thereof; FIG. 6 is a bottom plan view thereof; and, FIG. 7 is an exploded perspective view thereof.

[56] **References Cited**

U.S. PATENT DOCUMENTS

D. 258,403 3/1981 Andersson D6/520
D. 277,815 3/1985 Veilleux D6/520
D. 306,946 4/1990 Merdic D6/520

1 Claim, 4 Drawing Sheets



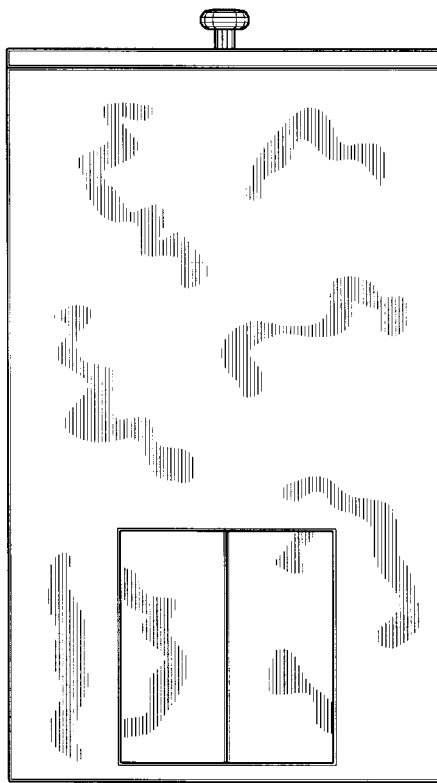


Fig. 1

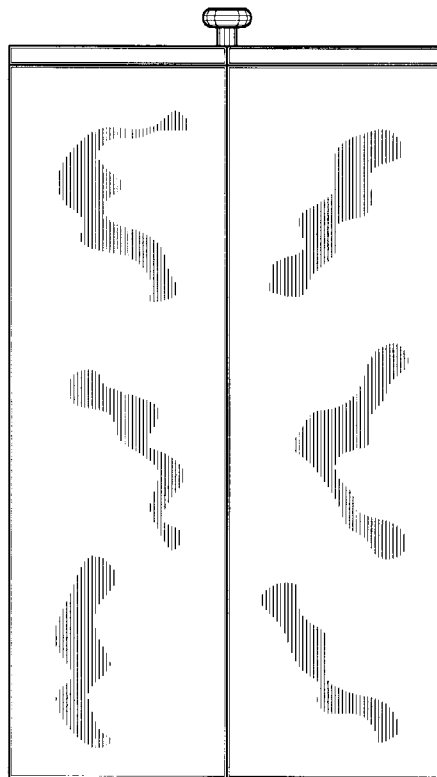


Fig. 2




Fig. 3




Fig. 4

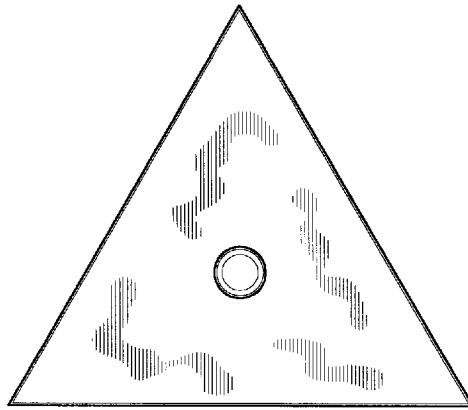


Fig. 5

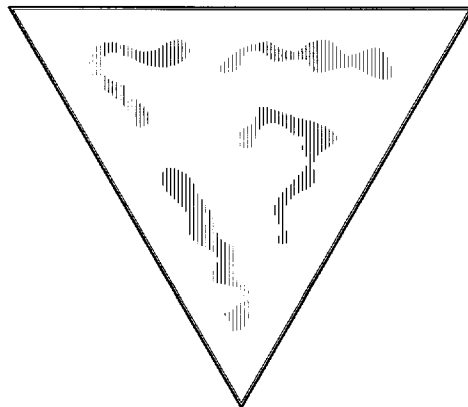


Fig. 6

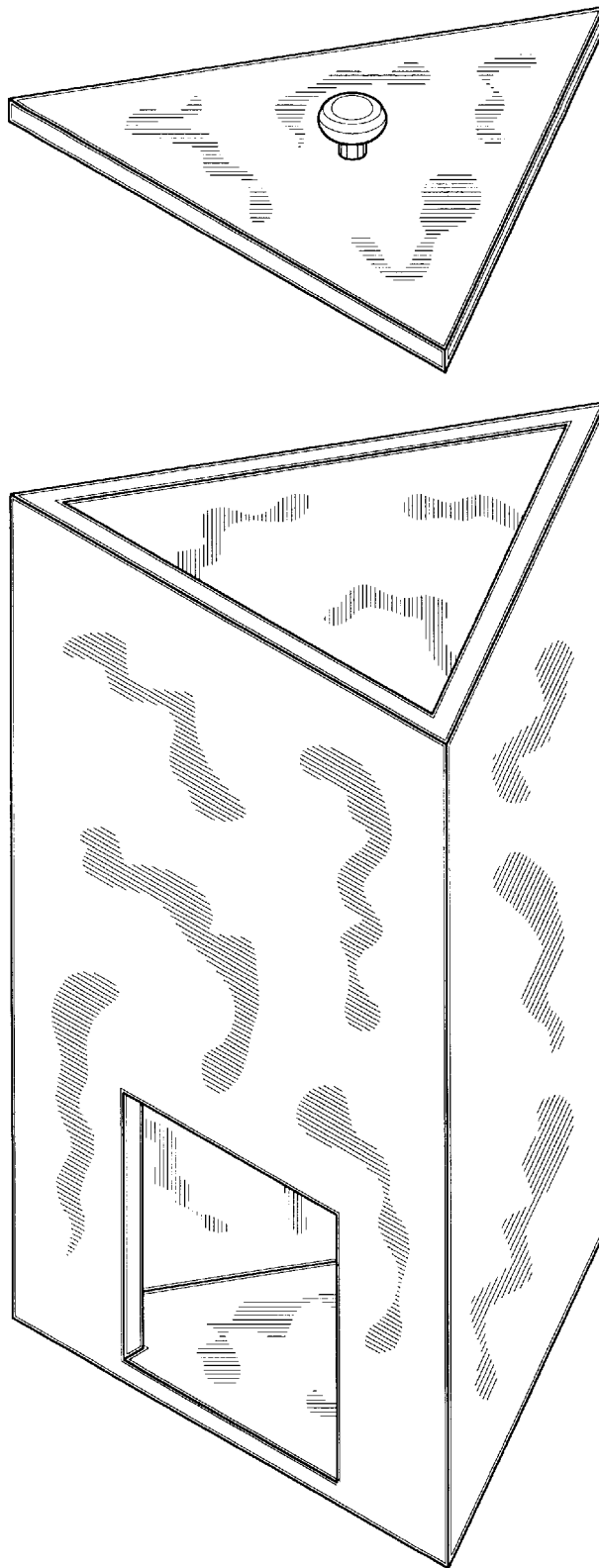


Fig. 7