



US00D423993S

United States Patent [19] Slagerman

[11] Patent Number: **Des. 423,993**

[45] Date of Patent: **** May 2, 2000**

[54] **REAR WHEEL MOUNTING CLAMP FOR A WHEELCHAIR**

[75] Inventor: **Murray G. Slagerman**, Lafayette, Colo.

[73] Assignee: **Sunrise Medical HHG Inc.**, Longmont, Colo.

[**] Term: **14 Years**

[21] Appl. No.: **29/106,352**

[22] Filed: **Jun. 14, 1999**

[51] **LOC (7) Cl.** **12-12**

[52] **U.S. Cl.** **D12/133**

[58] **Field of Search** D12/128-133;
D8/375, 382, 394, 396, 399, 356, 395;
16/18 R, 19, 20, 21, 22, 30, 31 R, 31 A,
40, 37; 280/250.1, 304.1; 403/205, 218,
365, 397

[56] **References Cited**

U.S. PATENT DOCUMENTS

D. 232,912 9/1974 Hagerlberg D8/396

D. 233,733	11/1974	Byerly	D8/395
D. 269,155	5/1983	Rose	D8/356
D. 393,998	5/1998	Anderson	D8/394
D. 412,140	7/1999	Garven, Jr.	D12/133
D. 413,842	9/1999	Garven, Jr.	D12/133

Primary Examiner—Kay H. Chin
Attorney, Agent, or Firm—MacMillan, Sobanski & Todd, LLC

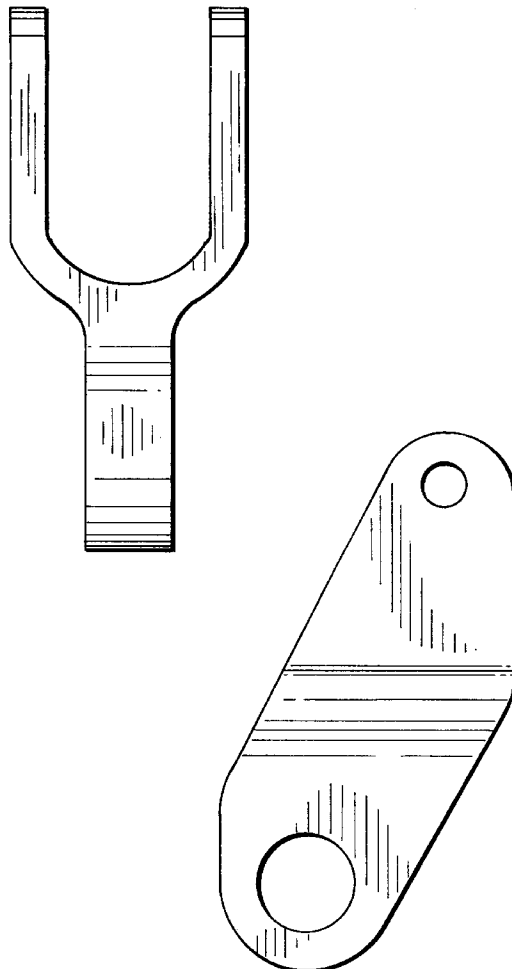
[57] **CLAIM**

The ornamental design for a rear wheel mounting clamp for a wheelchair, as shown and described.

DESCRIPTION

FIG. 1 is a front elevational view of a rear wheel mounting clamp for a wheelchair;
FIG. 2 is a rear elevational view thereof;
FIG. 3 is a right side elevational view with the left side being a mirror image thereof;
FIG. 4 is a top view thereof; and,
FIG. 5 is a bottom view thereof.

1 Claim, 1 Drawing Sheet



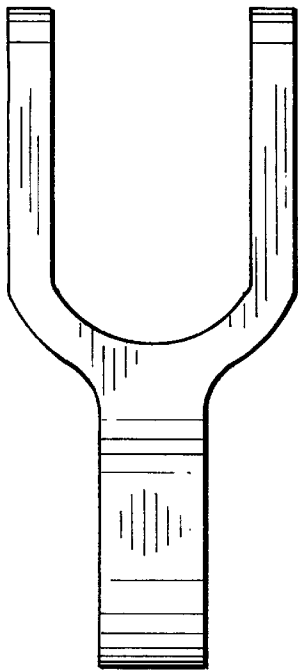


FIG. 1

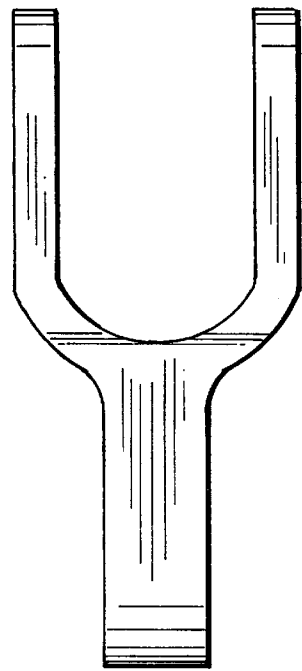


FIG. 2

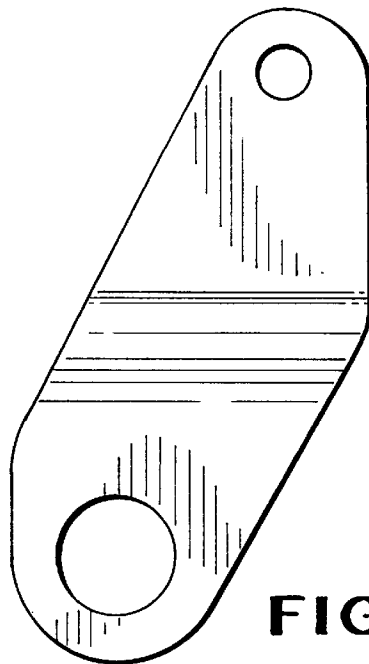


FIG. 3

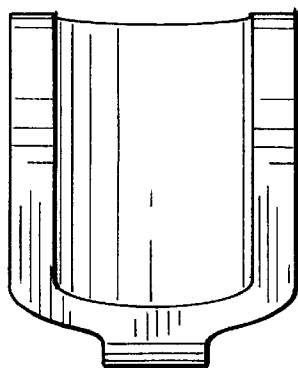


FIG. 4

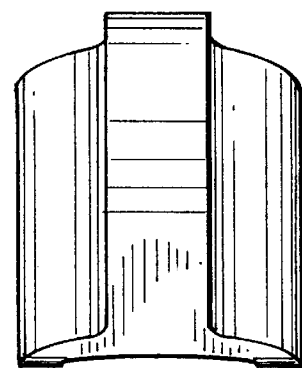


FIG. 5