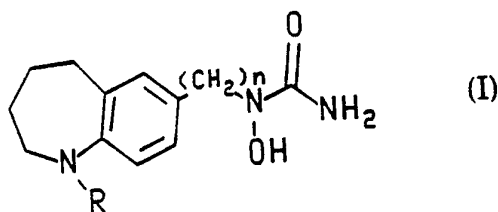




## INTERNATIONAL APPLICATION PUBLISHED UNDER THE PATENT COOPERATION TREATY (PCT)

<p>(51) International Patent Classification <sup>5</sup> : C07D 223/16, A61K 31/55</p>	A1	<p>(11) International Publication Number: <b>WO 93/00335</b> (43) International Publication Date: 7 January 1993 (07.01.93)</p>
<p>(21) International Application Number: PCT/US92/04197 (22) International Filing Date: 27 May 1992 (27.05.92) (30) Priority data: 158832/91 28 June 1991 (28.06.91) JP (71) Applicant (for all designated States except US): PFIZER INC. [US/US]; 235 East 42nd Street, New York, NY 10017 (US). (72) Inventors; and (75) Inventors/Applicants (for US only) : IKEDA, Takafumi [JP/JP]; 1-51-7, Miyajicho, Handa-shi, Aichi 475 (JP). HOSHINO, Yoko [JP/JP]; 58, Takarami, Togasaki-cho, Nishio, Aichi 445 (JP). (74) Agents: RICHARDSON, Peter, C.et al.; Pfizer Inc., 235 East 42nd Street, New York, NY 10017 (US).</p>		<p>(81) Designated States: CA, FI, US, European patent (AT, BE, CH, DE, DK, ES, FR, GB, GR, IT, LU, MC, NL, SE).  Published With international search report.</p>

(54) Title: TETRAHYDROBENZAZEPINE DERIVATIVES WHICH INHIBIT LIPOXYGENASE



## (57) Abstract

Compounds of formula (I) wherein n is 1 to 5 and R is hydrogen, C<sub>1</sub> to C<sub>4</sub> alkyl, arylalkyl having from one to four carbon atoms in the alkyl moiety or arylalkyl substituted with one or more substituents selected independently from the group consisting of halogen, nitro, cyano, C<sub>1</sub> to C<sub>6</sub> alkyl, C<sub>1</sub> to C<sub>6</sub> alkoxy, C<sub>1</sub> to C<sub>6</sub> halosubstituted alkyl, C<sub>1</sub> to C<sub>6</sub> hydroxysubstituted alkyl, C<sub>2</sub> to C<sub>7</sub> alkoxy carbonyl and aminocarbonyl, and the pharmaceutically acceptable salts thereof, inhibit the enzyme lipoxigenase and are useful in treating allergy and inflammatory and cardiovascular conditions for which the action of lipoxigenase has been implicated. These compounds form the active ingredient in pharmaceutical compositions for treating such conditions.

*FOR THE PURPOSES OF INFORMATION ONLY*

Codes used to identify States party to the PCT on the front pages of pamphlets publishing international applications under the PCT.

AT	Austria	FI	Finland	ML	Mali
AU	Australia	FR	France	MN	Mongolia
BB	Barbados	GA	Gabon	MR	Mauritania
BE	Belgium	GB	United Kingdom	MW	Malawi
BF	Burkina Faso	GN	Guinea	NL	Netherlands
BG	Bulgaria	GR	Greece	NO	Norway
BJ	Benin	HU	Hungary	PL	Poland
BR	Brazil	IE	Ireland	RO	Romania
CA	Canada	IT	Italy	RU	Russian Federation
CF	Central African Republic	JP	Japan	SD	Sudan
CG	Congo	KP	Democratic People's Republic of Korea	SE	Sweden
CH	Switzerland	KR	Republic of Korea	SN	Senegal
CI	Côte d'Ivoire	LI	Liechtenstein	SU	Soviet Union
CM	Cameroon	LK	Sri Lanka	TD	Chad
CS	Czechoslovakia	LU	Luxembourg	TG	Togo
DE	Germany	MC	Monaco	US	United States of America
DK	Denmark	MG	Madagascar		
ES	Spain				

TETRAHYDROBENZAZEPINE DERIVATIVES  
WHICH INHIBIT LIPOXYGENASE

BACKGROUND OF THE INVENTION

Field of the Invention

5           This invention relates to novel tetrahydrobenzazepine N-hydroxyurea derivatives. The compounds of the present invention inhibit the action of the enzyme lipoxygenase and are useful in the treatment or alleviation of inflammatory diseases, allergy and cardiovascular diseases in mammals. This invention also relates to pharmaceutical compositions comprising such compounds and to the use  
10 of such compounds in treating inflammatory diseases, allergy and cardiovascular diseases in mammals. This invention further relates to methods of making such compounds.

          Arachidonic acid is known to be the biological precursor of several groups of endogenous metabolites, prostaglandins including prostacyclins, thromboxanes and  
15 leukotrienes. The first step of arachidonic acid metabolism is the release of arachidonic acid and related unsaturated fatty acids from membrane phospholipids, via the action of phospholipase. Free fatty acids are then metabolized either by cyclooxygenase to produce the prostaglandins and thromboxanes or by lipoxygenase to generate hydroperoxy fatty acids which may be further converted to  
20 the leukotrienes. Leukotrienes have been implicated in the pathophysiology of inflammatory diseases, including rheumatoid arthritis, gout, asthma, ischemia reperfusion injury, psoriasis and inflammatory bowel disease. Any drug that inhibits lipoxygenase is expected to provide significant new therapy for both acute and chronic inflammatory conditions.

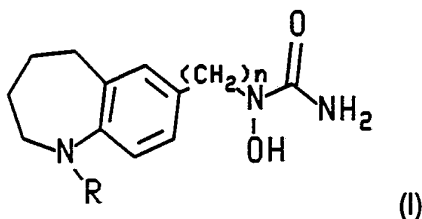
25           Several review articles on lipoxygenase inhibitors have been reported (See H. Masamune et al., Ann. Rep. Med. Chem., 24, 71-80 (1989) and B.J. Fitzsimmons et al., Leukotrienes and Lipoxygenases, 427-502 (1989).

-2-

Compounds of the same general class as the compounds of the present invention are disclosed in EP 279263 A2, EP 196184 A2, JP (Kohyo) 502179/88 and U.S. patent No. 4,822,809.

### SUMMARY OF THE INVENTION

5 The present invention provides novel tetrahydrobenzazepine N-hydroxyurea derivatives of the following formula and their pharmaceutically acceptable salts:



wherein n is 1 to 5; R is hydrogen, C<sub>1</sub> to C<sub>4</sub> alkyl, arylalkyl having from one to four carbon atoms in the alkyl moiety or arylalkyl substituted with one or more  
 10 substituents selected independently from the group consisting of halogen, nitro, cyano, C<sub>1</sub> to C<sub>6</sub> alkyl, C<sub>1</sub> to C<sub>6</sub> alkoxy, C<sub>1</sub> to C<sub>6</sub> halosubstituted alkyl, C<sub>1</sub> to C<sub>6</sub> hydroxysubstituted alkyl, C<sub>2</sub> to C<sub>7</sub> alkoxy carbonyl and aminocarbonyl.

This invention also concerns pharmaceutical compositions comprising a pharmaceutically acceptable carrier or diluent and a compound of the invention or a  
 15 pharmaceutically acceptable salt thereof. This invention further concerns methods of treating inflammatory diseases, allergy and cardiovascular diseases in mammals comprising administration of such compounds or compositions.

### DETAILED DESCRIPTION OF THE INVENTION

#### Definitions

20 As used herein, the following definitions are used.

"Halo" and "halogen" mean radicals derived from the elements fluorine, chlorine, bromine and iodine.

"Alkyl" means straight or branched saturated hydrocarbon radicals, for example, methyl, ethyl, n-propyl and isopropyl.

-3-

"Alkoxy" means  $-OR^1$  wherein  $R^1$  is an alkyl radical, for example, methoxy, ethoxy, propoxy, isopropoxy and butoxy.

"Alkoxy carbonyl" means  $-C(=O)R^2$  wherein  $R^2$  is an alkoxy radical, for example, methoxycarbonyl, ethoxycarbonyl and propoxycarbonyl.

5 "Arylalkyl" means an aromatic radical appended to an alkyl radical, for example, phenylethyl(benzyl), phenylethyl, phenylpropyl, phenylbutyl and naphthylmethyl.

"Hydroxysubstituted alkyl" refers to an alkyl radical as described above substituted with one or more hydroxy radicals, for example, hydroxymethyl,  
10 dihydroxyethyl and trihydroxypropyl.

Some of the compounds of the above formula may form acid salts. The pharmaceutically acceptable acid salts are those formed from acids which form non-toxic acid salts, for example, hydrochloride, hydrobromide, sulfate or bisulfate, phosphate or acid phosphate, acetate, citrate, fumarate, gluconate, lactate, maleate,  
15 succinate, tartrate, methanesulfonate, benzenesulfonate, toluene-sulfonate, and formate salts.

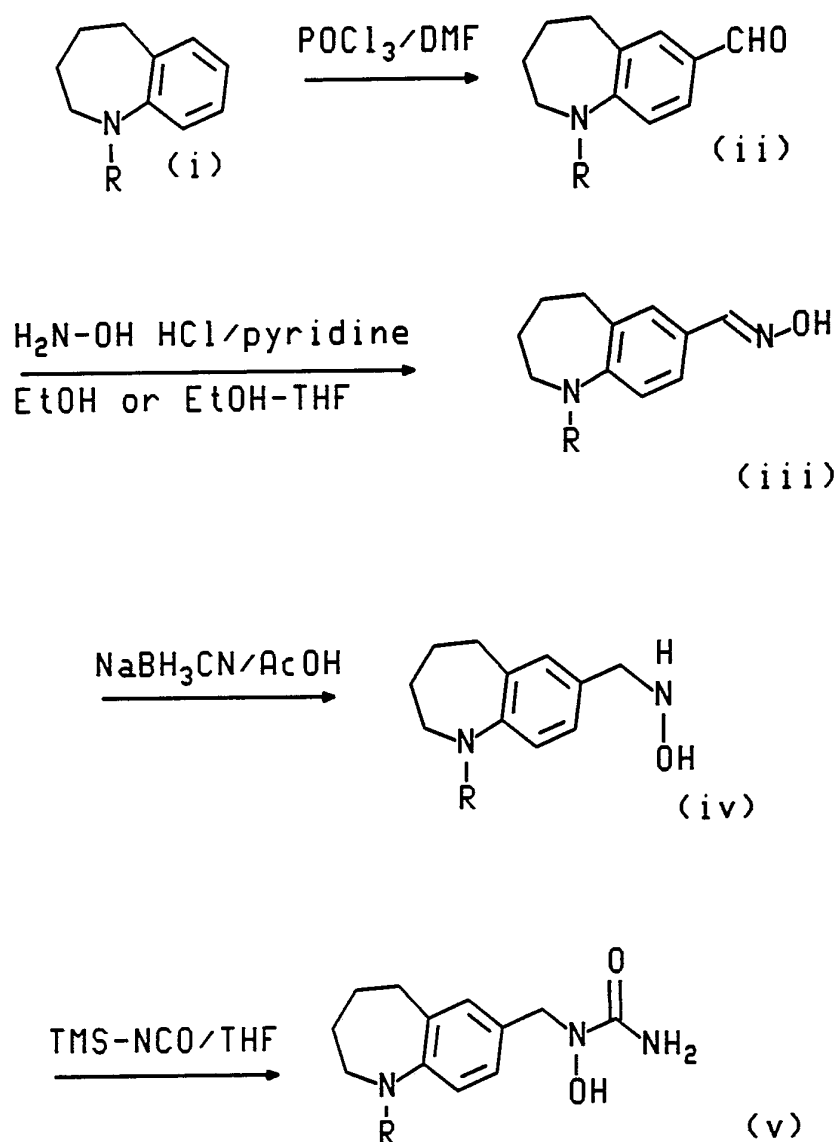
This invention includes pharmaceutical compositions for treatment of inflammatory diseases, allergy and cardiovascular diseases in a mammal which comprises a pharmaceutically acceptable carrier or diluent and a compound of the  
20 above formula or a pharmaceutically acceptable salt thereof.

This invention also includes pharmaceutical compositions for inhibiting the lipoxigenase in a mammal which comprises a pharmaceutically acceptable carrier and a compound of the above formula or a pharmaceutically acceptable salt thereof.

The novel compounds of this invention may be prepared as shown in the  
25 reaction scheme described below.

-4-

## GENERAL SYNTHETIC SCHEME



The compounds of the invention may be prepared by a number of synthetic methods. Except where otherwise indicated, in the above reaction scheme and discussion that follow, R and n are as previously defined.

- 5 In one embodiment, the compounds of the invention (v) are prepared according to the reaction steps explained in detail as follows.

-5-

The starting materials used in the procedure of the above reaction scheme may be prepared from commercially available compounds or known compounds according to standard methods known in the art.

In the first step, aldehyde derivatives (ii) are easily prepared from the  
5 corresponding benzazepine derivatives (i) by standard methods known in the art (Vilsmeier reaction).

Generally, the reaction is run for several minutes to several hours. The reaction temperature may range from room temperature to about 100°C. Suitable N-disubstituted formamide agents are selected from N,N-dimethylformamide (DMF)  
10 and N-methyl-N-formanilide (MFA). Suitable chloride agents are selected from phosphorus oxychloride (POCl<sub>2</sub>) and thionyl chloride (SOCl<sub>2</sub>). If necessary, dichloromethane can be utilized as a reaction-inert solvent. The product can be isolated and purified by conventional procedures, such as recrystallization or chromatography.

15 In the second step, the aldehyde (ii) is treated with hydroxylamine hydrochloride to afford the oxime (iii). This reaction is carried out in a reaction-inert solvent in the presence of suitable base such as pyridine or triethylamine usually at room temperature. Suitable solvents which do not react with reactants and/or products include, for example, ethanol, THF and mixtures thereof. The oxime (iii)  
20 thus obtained is isolated by standard methods. Without further purification, in the next step, the oxime (iii) is converted to the requisite hydroxylamine (iv) with a suitable reducing agent (for example, see R. F. Borch et al, J. Am. Chem. Soc., **93**, 2897 (1971)). Reducing agents of choice include, but are not limited to, sodium cyanoborohydride and borane-complexes such as boron-pyridine, boron-  
25 triethylamine and boron-dimethylsulfide, however, triethylsilane in trifluoroacetic acid may also be employed.

The aforementioned hydroxylamine (iv) is easily prepared by standard synthetic procedures from readily available carbonyl compounds, i.e. ketone, aldehyde, alcohol or halogen compounds (for example, see R. L. Danheiser et al.,  
30 Tetrahedron Lett., **28**, 3299 (1987), M. Kolobielski et al., J. Am. Chem. Soc., **79**,

5820 (1957), Y. Kobayashi et al., J. Org. Chem., **47**, 3232 (1982) and Fieser et al., J. Am. Chem. Soc., **70**, 3147 (1948)).

Alternatively the hydroxylamine (iv) can be prepared by treating the corresponding alcohol with N,O-bis(tert-butyloxycarbonyl)hydroxylamine under Mitsunobu-type reaction conditions followed by acid catalyzed hydrolysis of the N,O-protected intermediate product (see JP(Kokai) 45344/89).

The aforementioned hydroxylamine (iv) may also be prepared from a suitable halide compound by reaction with O-protected hydroxylamine and subsequent deprotection (see W. P. Jackson et al., J. Med. Chem., **31**, 499 (1988)). Preferred O-protected hydroxylamines include, but are not limited to, O-tetrahydropyranyl-, O-trimethylsilyl- and O-benzylhydroxylamine.

The hydroxylamine of formula (iv) thus obtained by the abovementioned representative procedures is isolated by standard methods and purification can be achieved by conventional means, such as recrystallization and chromatography.

In the last step, the hydroxylamine (iv) is treated with trimethylsilylisocyanate (TMS-NCO) in a reaction-inert solvent usually at ambient through to reflux temperature. Suitable solvents which do not react with reactants and/or products include, for example, tetrahydrofuran, dioxane, methylene chloride and benzene. An alternative procedure employs treatment of the hydroxylamine (iv) with gaseous hydrogen chloride in a reaction-inert solvent such as benzene or toluene and then subsequent treatment with phosgene. Reaction temperatures are usually in the range of ambient temperature through to boiling point of solvent. The intermediate carbamoyl chloride is not isolated but subjected to (i.e. in situ) reaction with aqueous ammonia. The urea compound (v) thus obtained is isolated by conventional means, such as recrystallization and chromatography.

The pharmaceutically acceptable salts of the novel compounds of the present invention are readily prepared by contacting said compounds with a stoichiometric amount of, in the case of a non-toxic cation, an appropriate metal hydroxide or alkoxide or amine in either aqueous solution or a suitable organic solvent, or, in the case of a non-toxic acid salt, an appropriate mineral or organic

-7-

acid in either aqueous solution or a suitable organic solvent. The salt may then be obtained by precipitation or by evaporation of the solvent.

The compounds of this invention inhibit the activity of the enzyme lipoxygenase. This inhibition has been demonstrated by an assay using rat  
5 peritoneal cavity-resident cells which determines the effect of said compounds on the metabolism of arachidonic acid.

All of the compounds of Examples 1 to 4 were tested according to the methods described in "Synthesis of leukotrienes by peritoneal macrophages," Jap. J. Inflammation, 7, 145-150 (1987), and were shown to be lipoxygenase inhibitors,  
10 exhibiting IC<sub>50</sub> values in the range of about 0.199 to about 3.16  $\mu$ M, for lipoxygenase inhibition.

The ability of the compounds of the present invention to inhibit lipoxygenase makes them useful for controlling the symptoms induced by the endogenous metabolites arising from arachidonic acid in a mammalian subject. The compounds  
15 are therefore valuable in the prevention and treatment of such disease states in which the accumulation of arachidonic acid metabolites are the causative factor, e.g., allergic bronchial asthma, skin disorders, rheumatoid arthritis, osteoarthritis and thrombosis.

The compounds of formula (I) and their pharmaceutically acceptable salts are  
20 of particular use in the treatment or alleviation of inflammatory diseases, allergy and cardiovascular diseases in a human subject as well in the inhibition of lipoxygenase.

#### Methods of Administration

For treatment of the various conditions described above, the compounds of the invention and their pharmaceutically acceptable salts can be administered to a  
25 human subject either alone or, preferably, in combination with pharmaceutically acceptable carriers or diluents in a pharmaceutical composition, according to standard pharmaceutical practice. A compound can be administered via a variety of conventional routes of administration including orally, parenterally and by inhalation. When the compounds are administered orally, the dose range will generally be from

-8-

about 0.1 to about 20 mg/kg/day, based on the body weight of the subject to be treated, preferably from about 0.1 to about 1.0 mg/kg/day in single or divided doses. If parenteral administration is desired, then an effective dose will generally be from about 0.1 to about 1.0 mg/kg/day. In some instances it may be necessary to use  
5 dosages outside these limits, since the dosage will necessarily vary according to the age, weight and response of the individual patient as well as the severity of the patient's symptoms and the potency of the particular compound being administered.

For oral administration, the compounds of the invention and their pharmaceutically acceptable salts can be administered, for example, in the form of  
10 tablets, powders, lozenges, syrups or capsules, or as an aqueous solution or suspension. In the case of tablets for oral use, carriers which are commonly used include lactose and corn starch. Lubricating agents such as magnesium stearate are commonly added. In the case of capsules, useful diluents are lactose and dried corn starch. When aqueous suspensions are required for oral use, the active  
15 ingredient is combined with emulsifying and suspending agents. If desired, certain sweetening and/or flavoring agents can be added.

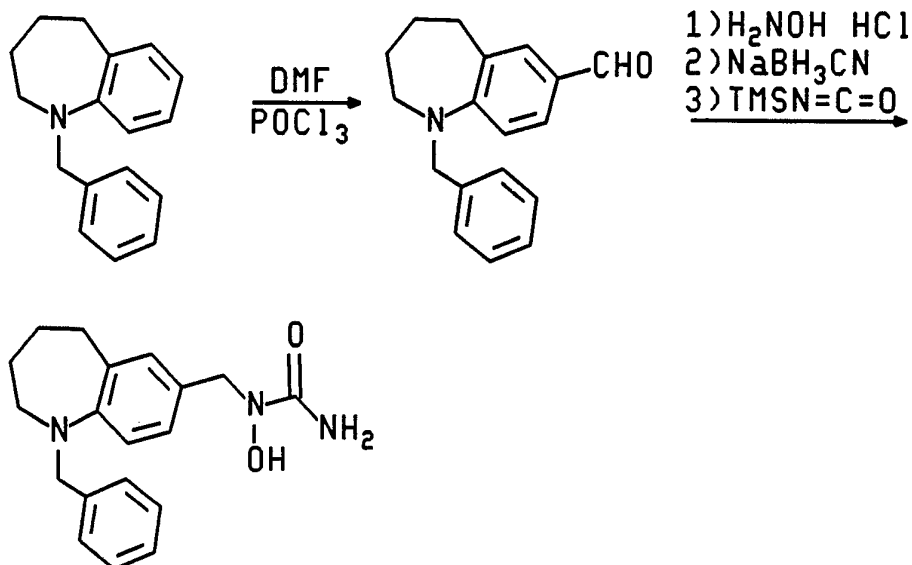
For intramuscular, intraperitoneal, subcutaneous and intravenous use, a sterile solution of the active ingredient is usually prepared, and the pH of the solutions should be suitably adjusted and buffered. For intravenous use, the total  
20 concentration of solute should be controlled to make the preparation isotonic.

#### Examples

The present invention is illustrated by the following examples. However, it should be understood that the invention is not limited to the specific details of these examples.

25 Proton nuclear magnetic resonance spectra (NMR) were measured at 270 MHz unless otherwise indicated and peak positions are expressed in parts per million (ppm) downfield from tetramethylsilane. The peak shapes are denoted as follows: s, singlet; d, doublet; t, triplet; q, quartet; m, multiplet; br, broad.

-9-

**Example 1 N-Hydroxy-N-(1-benzyl-2,3,4,5-tetrahydro-1H-1-benzazepin-7-yl)methylurea****5      Step 1, 1-Benzyl-1H-1-benzazepin-7-carboxaldehyde**

Phosphorus oxychloride (1.9 ml, 20.4 mmol) was added to DMF (10 ml) at ambient temperature and the mixture was stirred for 30 minutes under nitrogen atmosphere. To the mixture was added crude 1-benzyl-1H-1-benzazepine (3.23 g, 13.6 mmol) in DMF (5 ml) at ambient temperature. The mixture was stirred at  
 10 ambient temperature for 1 hour and at 70°C for 2 hours. Water (35 ml) was added and the mixture was stirred for 10 minutes. The mixture was extracted with EtOAc (2 x 100 ml) and the combined extracts were washed with H<sub>2</sub>O (2 x 50 ml), saturated NaHCO<sub>3</sub> solution (50 ml) and brine (50 ml). The solution was dried over MgSO<sub>4</sub> and concentrated in vacuo affording the title compound as a brown oil (3.42 g).

15      <sup>1</sup>H NMR (270 MHz, CDCl<sub>3</sub>) δ 9.77 (s, 1H), 7.63-7.50 (m, 2H), 7.40-7.20 (m, 5H), 6.85 (d, J=7.9 Hz, 1H), 4.48 (s, 2H), 3.30-3.20 (m, 2H), 3.00-2.90 (m, 2H), 1.89-1.63 (m, 4H).

**20      Step 2, N-Hydroxy-N-(1-benzyl-2,3,4,5-tetrahydro-1H-1-benzazepin-7-yl)-methylurea**

To a solution of 1-benzyl-1H-1-benzazepin-7-carboxaldehyde (3.42 g, 12.9 mmol) in pyridine (6.5 ml) and EtOH (6.5 ml) was added H<sub>2</sub>N-OH-HCl (1.34 g, 19.3

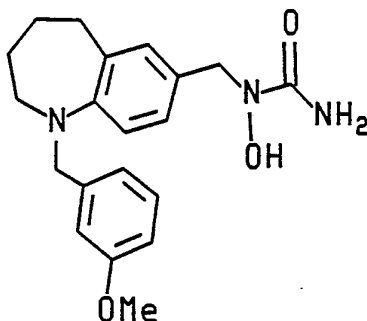
-10-

mmol) and the mixture was stirred at ambient temperature for 1 hour, concentrated in vacuo and extracted with EtOAc (100 ml) and H<sub>2</sub>O (80 ml). The aqueous layer was extracted with EtOAc (30 ml). The combined extracts were washed with H<sub>2</sub>O (2 x 50 ml) and brine (30 ml). The solution was dried over MgSO<sub>4</sub> and concentrated in vacuo to give a brown oil (3.60 g). Without purification, the oxime (3.60 g, 12.8 mmol) was dissolved in AcOH (12 ml) and NaBH<sub>3</sub>CN (1.02 g, 16.2 mmol) was added portionwise over a period of 45 minutes and the mixture was stirred for 1 hour. To the mixture was added dropwise 10N NaOH (10 ml) under ice bath and the mixture was brought to pH 9 with the addition of Na<sub>2</sub>CO<sub>3</sub>. The mixture was extracted with EtOAc (2 x 30 ml) and the combined extracts were washed with H<sub>2</sub>O (2 x 50 ml) and brine (50 ml). The solution was dried over MgSO<sub>4</sub> and concentrated in vacuo to afford the corresponding hydroxylamine as yellow oil (3.31 g, 92% yield). Without purification, the product was dissolved in THF (12 ml) and to the solution was added 90% TMSN=C=O (2.4 ml, 17.6 mmol) and the mixture was stirred at ambient temperature overnight. Water (2 ml) was added to the mixture, which was then stirred for 10 minutes. The mixture was concentrated in vacuo affording a yellow oil (4.2 g). Chromatography on silica gel (100 g) eluted with CH<sub>2</sub>Cl<sub>2</sub>:EtOH:EtOAc (30:1:1) afforded a colorless oil (3.01 g). Crystallization from EtOAc afforded the title compound as a white solid (1.06 g, 24% overall yield), m.p. 81.6-83.4°C (dec.).

IR v (KBr): 3450, 3200, 2920, 1650.

NMR  $\delta$  (DMSO): 9.25 (s, 1H), 7.41 (d, J=7.5 Hz, 2H), 7.33 (t, J=7.5 Hz, 2H), 7.23 (t, J=7.5 Hz, 1H), 7.04-6.96 (m, 2H), 6.91 (d, J=8.1 Hz, 1H), 6.25 (s, 2H), 4.39 (s, 2H), 4.29 (s, 2H), 2.88-2.73 (m, 4H), 1.64-1.46 (m, 4H).

Example 2 N-Hydroxy-N-[1-(3-methoxybenzyl)-2,3,4,5-tetrahydro-1H-1-benzazepin-7-yl]methylurea



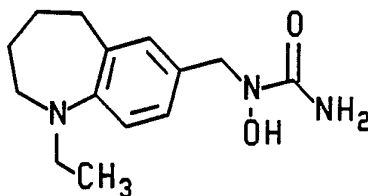
-11-

The title compound, m.p. 38-42°C, was synthesized according to the procedure of Example 1 from 1-(3-methoxybenzyl)-1H-1-benzazepine.

IR  $\nu$  (KBr): 3500, 3400, 1740, 1650.

NMR  $\delta$  (DMSO): 9.24 (s, 1H), 7.24 (t, J=8.1 Hz, 1H), 7.04-6.94 (m, 4H), 6.89 (d, J= 8.1 Hz, 1H), 6.79 (dd, J=8.1, 2.2 Hz, 1H), 6.27 (s, 2H), 4.39 (s, 2H), 4.26 (s, 2H), 3.73 (s, 3H), 2.86-2.74 (m, 4H), 1.65-1.46 (m, 4H).

**Example 3** N-Hydroxy-N-(1-ethyl-2,3,4,5-tetrahydro-1H-1-benzazepin-7-yl)methylurea

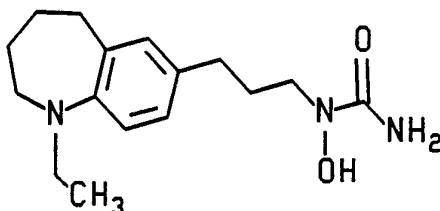


10 The title compound was synthesized according to the procedure of Example 1 from 1-ethyl-1H-1-benzazepine.

IR  $\nu$  (CHCl<sub>3</sub>): 2930, 1680, 1565, 1505.

NMR  $\delta$  (DMSO): 9.23 (s, 1H), 7.03-6.96 (m, 2H), 6.82 (d, J=7.7 Hz, 1H), 6.26 (s, 2H), 4.39 (s, 2H), 3.10 (q, J=7.7 Hz, 2H), 2.87-2.79 (m, 2H), 2.71-2.62 (m, 2H),  
15 1.70-1.58 (m, 2H), 1.58-1.45 (m, 2H), 1.11 (t, J=7.7 Hz, 3H).

**Example 4** N-Hydroxy-N-[3-(1-ethyl-2,3,4,5-tetrahydro-1H-1-benzazepin-7-yl)propyl]urea



The title compound was synthesized according to the procedure of Example  
20 1 from 1,7-diethyl-1H-1-benzazepine.

-12-

IR  $\nu$  ( $\text{CHCl}_3$ ): 2930, 1655, 1570, 1505.

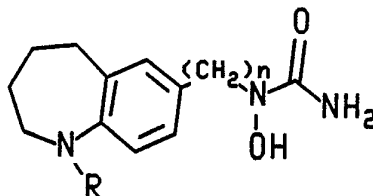
NMR  $\delta$  (DMSO): 9.22 (s, 1H), 6.96-6.87 (m, 2H), 6.79 (d,  $J=8.4$  Hz, 1H), 6.24 (s, 2H), 3.46-3.25\* (2H), 3.07 (q,  $J=7.0$  Hz, 2H), 2.85-2.77 (m, 2H), 2.69-2.61 (m, 2H), 2.45 (t,  $J=7.7$  Hz, 2H), 1.73 (t,  $J=7.1$  Hz, 2H), 1.69-1.58 (m, 2H), 1.56-1.44 (m, 2H), 1.10 (t,  $J=7.0$  Hz, 3H).

\*This peak was hidden by  $\text{H}_2\text{O}$  in  $\text{DMSO-d}_6$ .

-13-

CLAIMS

1. A compound of the formula



or a pharmaceutically acceptable salt thereof, wherein:

n is 1 to 5;

5        R is hydrogen, C<sub>1</sub> to C<sub>4</sub> alkyl, arylalkyl having from one to four carbon atoms in the alkyl moiety or arylalkyl substituted by one or more substituents selected independently from the group consisting of halogen, nitro, cyano, C<sub>1</sub> to C<sub>6</sub> alkyl, C<sub>1</sub> to C<sub>6</sub> alkoxy, C<sub>1</sub> to C<sub>6</sub> halosubstituted alkyl, C<sub>1</sub> to C<sub>6</sub> hydroxysubstituted alkyl, C<sub>2</sub> to C<sub>7</sub> alkoxy carbonyl and aminocarbonyl.

10        2. A compound according to Claim 1 wherein:

R is C<sub>1</sub> to C<sub>4</sub> alkyl; and

n is 1 to 3.

3. A compound according to Claim 1 wherein:

R is arylalkyl or substituted arylalkyl; and

15        n is 1 to 3.

4. A compound according to Claim 2 wherein:

R is ethyl; and

n is 1 to 3.

5. A compound according to Claim 3 wherein:

20        R is arylalkyl; and

n is 1 to 3.

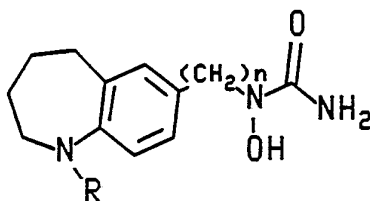
6. A compound according to Claim 3 wherein:

R is substituted arylalkyl; and

n is 1 to 3.

-14-

7. A compound according to Claim 5 wherein:  
R is benzyl; and  
n is 1 to 3.
8. A compound according to Claim 6 wherein:  
5 R is methoxybenzyl; and  
n is 1 to 3.
9. A compound according to Claim 7 wherein n is 1.
10. A compound according to Claim 8 wherein n is 1.
11. A compound according to Claim 4 wherein n is 1 or 3.
- 10 12. A pharmaceutical composition for the treatment of allergy, inflammatory or cardiovascular conditions in a mammal comprising a therapeutically effective amount of a compound according to Claim 1 or a pharmaceutically acceptable salt thereof together with a pharmaceutically acceptable carrier.
- 15 13. A method of inhibiting lipoxygenase in a mammal comprising administering to said mammal a lipoxygenase-inhibiting amount of a compound according to Claim 1 or a pharmaceutically acceptable salt thereof.
- 20 14. A method of treating allergy or inflammatory or cardiovascular conditions in a mammal comprising administering to said mammal a lipoxygenase-inhibiting amount of a compound according to Claim 1 or a pharmaceutically acceptable salt thereof.
15. A process for preparing a compound of the formula



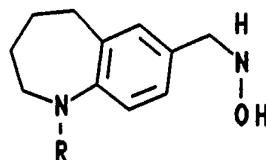
wherein:

n is 1 to 5;

-15-

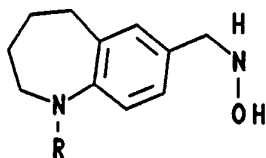
- R is hydrogen, C<sub>1</sub> to C<sub>4</sub> alkyl, arylalkyl having from one to four carbon atoms in the alkyl moiety or arylalkyl substituted by one or more substituents selected independently from the group consisting of halogen, nitro, cyano, C<sub>1</sub> to C<sub>6</sub> alkyl, C<sub>1</sub> to C<sub>6</sub> alkoxy, C<sub>1</sub> to C<sub>6</sub> halosubstituted alkyl, C<sub>1</sub> to C<sub>6</sub> hydroxysubstituted alkyl, C<sub>2</sub> to C<sub>7</sub> alkoxy carbonyl and aminocarbonyl, comprising:

reacting a compound of the formula



wherein R<sub>1</sub>, X and n are as defined above, with trimethylsilylisocyanate in a reaction-inert solvent; or


reacting a compound of the formula



- 10 wherein R<sub>1</sub>, X and n are as defined above, with gaseous hydrogen chloride in a reaction-inert solvent, followed by treatment with phosgene.

# INTERNATIONAL SEARCH REPORT

International Application No **PCT/US 92/04197**

<b>I. CLASSIFICATION OF SUBJECT MATTER</b> (if several classification symbols apply, indicate all) <sup>6</sup>		
According to International Patent Classification (IPC) or to both National Classification and IPC <b>Int.C1.5                      C 07 D 223/16                      A 61 K 31/55</b>		
<b>II. FIELDS SEARCHED</b>		
Minimum Documentation Searched <sup>7</sup>		
Classification System	Classification Symbols	
Int.C1.5	C 07 D	
Documentation Searched other than Minimum Documentation to the Extent that such Documents are Included in the Fields Searched <sup>8</sup>		
<b>III. DOCUMENTS CONSIDERED TO BE RELEVANT<sup>9</sup></b>		
Category <sup>o</sup>	Citation of Document, <sup>11</sup> with indication, where appropriate, of the relevant passages <sup>12</sup>	Relevant to Claim No. <sup>13</sup>
4	A            EP,A,0279263 (ABBOTT LABORATORIES) 24 August 1988 (cited in the application) ---	1, 12
2	A            EP,A,0292699 (ABBOTT LABORATORIES) 30 November 1988, see the whole application ---	1, 12
4	A            EP,A,0196184 (THE WELLCOME FOUNDATION LTD) 1 October 1986, see the whole application (cited in the application) ---	1, 12
5	A            US,A,4981865 (T.R. BELLIOTI et al.) 1 January 1991, see the whole document, particularly columns 7,8, table 3 -----	1, 12
<p><sup>o</sup> Special categories of cited documents :<sup>10</sup></p> <p>"A" document defining the general state of the art which is not considered to be of particular relevance</p> <p>"E" earlier document but published on or after the international filing date</p> <p>"L" document which may throw doubts on priority claim(s) or which is cited to establish the publication date of another citation or other special reason (as specified)</p> <p>"O" document referring to an oral disclosure, use, exhibition or other means</p> <p>"P" document published prior to the international filing date but later than the priority date claimed</p> <p>"T" later document published after the international filing date or priority date and not in conflict with the application but cited to understand the principle or theory underlying the invention</p> <p>"X" document of particular relevance; the claimed invention cannot be considered novel or cannot be considered to involve an inventive step</p> <p>"Y" document of particular relevance; the claimed invention cannot be considered to involve an inventive step when the document is combined with one or more other such documents, such combination being obvious to a person skilled in the art.</p> <p>"&amp;" document member of the same patent family</p>		
<b>IV. CERTIFICATION</b>		
Date of the Actual Completion of the International Search	Date of Mailing of this International Search Report	
28-08-1992	05. 10. 92	
International Searching Authority	Signature of Authorized Officer	
EUROPEAN PATENT OFFICE		

# INTERNATIONAL SEARCH REPORT

International application No.

CT/US 92/04197

## Box I Observations where certain claims were found unsearchable (Continuation of item 1 of first sheet)

This international search report has not been established in respect of certain claims under Article 17(2)(a) for the following reasons:

1.  Claims Nos.:  
because they relate to subject matter not required to be searched by this Authority, namely:  
**Remark: Although claims 13,14 are directed to a method of treatment of the human/animal body, the search has been carried out and based on the alleged effects of the compounds/compositions.**
  
2.  Claims Nos.:  
because they relate to parts of the international application that do not comply with the prescribed requirements to such an extent that no meaningful international search can be carried out, specifically:
  
3.  Claims Nos.:  
because they are dependent claims and are not drafted in accordance with the second and third sentences of Rule 6.4(a).

## Box II Observations where unity of invention is lacking (Continuation of item 2 of first sheet)

This International Searching Authority found multiple inventions in this international application, as follows:

1.  As all required additional search fees were timely paid by the applicant, this international search report covers all searchable claims.
  
2.  As all searchable claims could be searched without effort justifying an additional fee, this Authority did not invite payment of any additional fee.
  
3.  As only some of the required additional search fees were timely paid by the applicant, this international search report covers only those claims for which fees were paid, specifically claims Nos.:
  
4.  No required additional search fees were timely paid by the applicant. Consequently, this international search report is restricted to the invention first mentioned in the claims; it is covered by claims Nos.:

Remark on Protest

- The additional search fees were accompanied by the applicant's protest.
- No protest accompanied the payment of additional search fees.

**ANNEX TO THE INTERNATIONAL SEARCH REPORT  
ON INTERNATIONAL PATENT APPLICATION NO.**

US 9204197  
SA 60310

This annex lists the patent family members relating to the patent documents cited in the above-mentioned international search report. The members are as contained in the European Patent Office EDP file on 28/09/92. The European Patent Office is in no way liable for these particulars which are merely given for the purpose of information.

Patent document cited in search report	Publication date	Patent family member(s)	Publication date
EP-A- 0279263	24-08-88	US-A- 4873259	10-10-89
		AU-B- 608804	18-04-91
		AU-A- 1143388	11-08-88
		JP-A- 63264456	01-11-88
		US-A- 4992464	12-02-91
EP-A- 0292699	30-11-88	JP-A- 63284155	21-11-88
EP-A- 0196184	01-10-86	AU-B- 602485	18-10-90
		JP-A- 61257951	15-11-86
		US-A- 4738986	19-04-88
		US-A- 4977188	11-12-90
US-A- 4981865	01-01-91	US-A- 5112846	12-05-92
		US-A- 5075330	24-12-91