E. M. KING.

GAME APPARATUS.

APPLICATION FILED FEB. 4, 1920.

1,352,517.

Patented Sept. 14, 1920.

FIG. 1.

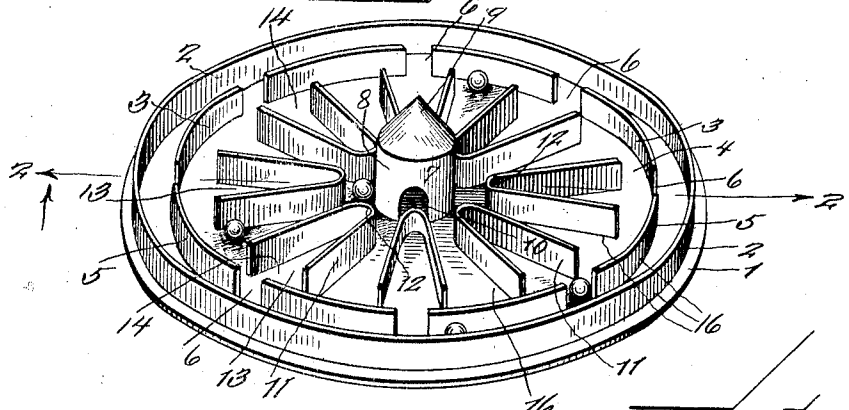

FIG. 5.

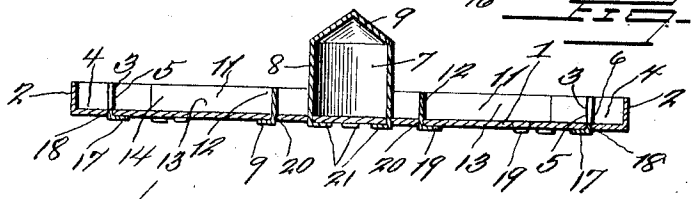

FIG. 3.

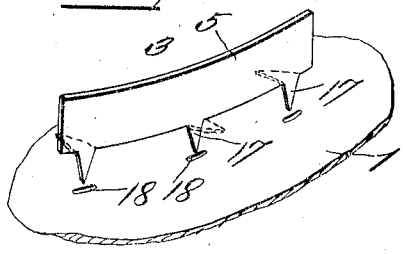

FIG. 4.

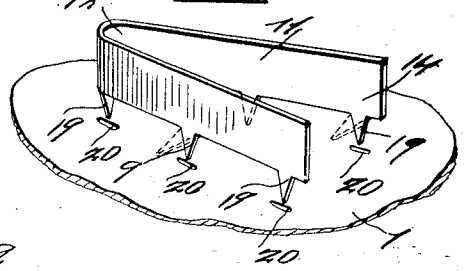

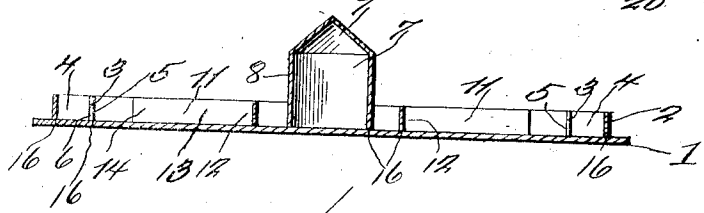

FIG. 2.

Inventor

Edward M King

By Watson & Coleman

Attorney

UNITED STATES PATENT OFFICE.

EDWARD M. KING, OF ELIDA, OHIO.

GAME APPARATUS.

1,352,517. Specification of Letters Patent. Patented Sept. 14, 1920.

Application filed February 4, 1920. Serial No. 356,155.

To all whom it may concern:

Be it known that I, EDWARD M. KING, a citizen of the United States, residing at Elida, in the county of Allen and State of Ohio, have invented certain new and useful Improvements in Game Apparatus, of which the following is a specification, reference being had to the accompanying drawings.

This invention relates to an improved game apparatus and an object of the invention is to provide a device of this kind adapted to create considerable amusement, as it is the aim to employ a plurality of marbles or other like spherical elements in connection with a game board, which has an outer field, and an inner home base or pen, and also radial intermediate stalls, so that when the marbles or other spherical members (which may be called pigs) are in the outer field, it is the aim to manipulate the game board, whereby all of the marbles or pigs are brought to and into the pen or home base.

Another object of the invention is to provide an improved game apparatus in the form of a new article of manufacture and which may be manufactured for a relatively low cost and sold at a reasonable profit.

The patentee is well aware that there are similar game apparatuses on the market, particularly one which is known under the trade name of "Pigs in Clover." Such game apparatus, known as "Pigs in Clover" consists of a base board and a plurality of annular walls rising upwardly from the base, and being of decreasing diameters from the outer edge of the base board to the center, with openings in the annular walls or flanges, so that it is the aim to feed the pigs or marbles or the like from the outermost space to the center or the clover base. In view of this particular type of game, the patentee does not make any broad claim to any such construction of game board. However, the patentee makes a particular claim to the specific construction of the present device, namely the base with an outer annular space, which may be entitled "field" and a central home or "pen," in combination with the radial stalls substantially U-shaped, there being openings in an inner flange (which assists in causing the formation of the annular space of groove) which openings are opposite the U-shaped stalls, so that it will be found difficult to cause all the pigs or marbles to reach the central pen or home base, and it has been found that such a manipulation of the game apparatus will create considerable excitement and amusement.

While the design and construction at present illustrated and set forth is deemed preferable, it is obvious that as a result of a reduction of the invention to a more practical form for commercial purposes, the invention may be susceptible to changes, and the right to these changes is claimed, provided they are comprehended within the scope of what is claimed.

The invention comprises further features and combination of parts, as will be hereinafter set forth, shown in the drawings and claimed.

In the drawings:

Figure 1 is a perspective view of the improved game board constructed in accordance with the invention, showing the marbles or pigs in different positions in the act of reaching the pen,

Fig. 2 is a sectional view on line 2—2 of Fig. 1, particularly showing the connections between the flanges forming the stalls and the base board,

Fig. 3 is an enlarged detail view of a portion of the base board, showing how one of the pieces forming the inner annular flange may be connected to the base board, and

Fig. 4 is a detail view of one of the flanges forming the stalls, also showing how such flanges or stalls are secured to the base board.

Fig. 5 is a sectional view through the game apparatus showing the flanges fixed to the base board by the turn over tangs.

Referring more especially to the drawings, 1 designates a base board, which is preferably circular in form, though not necessarily, and rising upwardly from the outer edge thereof is an annular flange 2. An annular wall or flange 3 also rises upwardly from the base board, and is spaced inwardly of the flange or wall 2, thereby causing the formation of what may be termed in the present case as an outer field 4. This inner annular wall or flange 3 comprises a plurality of arcuate sections or segments 5 which are spaced apart at their ends, thereby causing the formation of openings 6. Rising upwardly from the cen-

ter of the base board is a housing or pen or home base 7, which consists of an annular wall 8 terminating in a conical top 9. The wall of the pen or home base has an opening or passageway 10.

Also rising upwardly from the base board is a plurality of flanges 11 which are bent upon themselves as indicated at 12 to form U-shaped stalls 13. The bent portions or arches of the flanges, constitute the closed ends of the stalls. The open ends 14 of the stalls are directly opposite the openings or passages 6, so that when a player is endeavoring to cause one or another of the pigs or marbles to enter the openings 6, and then manipulating it so as to pass between the adjacent walls or flanges of two adjacent stalls, it will be very difficult to accomplish the same, particularly in view of the fact that the pigs or marbles accidentally at various times enter the stalls, and then engage the closed end thereof. The outer ends of the walls of the stalls may be spaced any suitable distance from the sections 5 of the inner flange. Furthermore, the inner closed ends of the stalls may be positioned any suitable distance from the wall of the pen or home base, sufficient to permit one of the pigs or marbles to pass between the pen or home base and the closed ends of the stalls, when endeavoring to cause the pigs to enter the opening 10 of the housing.

While it is the aim to construct the game apparatus, particularly the game board from any suitable sheet metal or cardboard, preferably the latter, it is to be understood that the game board may be constructed of any other suitable material, such as celluloid or the like.

In Fig. 1, it is to be seen that the game apparatus particularly the board, is constructed of any suitable cardboard, and in this case the outer and inner annular flanges are glued or otherwise adhesively connected to the base board 1, as indicated at 16.

Should the game board be made of sheet metal, such as tin or the like, the outer flange 2 of the game board rises upwardly and is integrally connected to the base board, as it is bent from the board at the time of forming the board. However, the sections 5 of the inner annular flange or wall have their lower edges provided with the V-shaped tangs 17 which are designed to enter the openings or slots 18. The end tangs are bent in one direction, while the central tang 17 is bent in the opposite direction, thereby rigidly fastening the sections 5 of the inner annular wall or flange to the base board.

The flanges which cause the formation of the stalls have their lower edges also provided with tangs 19, which are designed to enter the slots or openings 20 of the base board. Certain of the tangs 19 are bent in one direction, while certain other of said tangs are bent in the opposite direction, thereby rigidly supporting the flanges forming the stalls.

The home base or housing or pen 7 has the lower edge of its wall also provided with tangs 21, which enter the slots or openings 22 of the base board. Certain of these tangs or points 21 are bent in one direction, while the others are bent in the opposite direction. In addition to connecting the flanges and the pen to the base board by the tangs or points, they may also be additionally fastened to the base board by soldering or the like, to rigidly support the flanges and the flanges of the stalls.

The game apparatus, particularly the game board may be any suitable diameter, and the flanges may be spaced any suitable distance apart.

In playing the game, it is the aim to use a plurality of marbles or other spherical elements, which may be called "pigs." These marbles at the beginning of the game are located in the outer annular space or channel such as the field. When the marbles or other spherical elements are thus arranged, it is the aim that the player should manipulate the game board, in such wise as to cause the marbles or other similar elements to eventually reach the home base or pen or housing, and when such is accomplished, the game is won.

The invention having been set forth, what is claimed as new and useful is:—

1. In a game apparatus, a game board comprising a circular piece having an outer field and provided with a central pen, and a plurality of radial U-shaped stalls rising upwardly from the piece in the space between the outer annular field and the centrally disposed pen, said space between the outer annular field and the pen being in communication with the field, the open ends of the U-shaped stalls being directly opposite the communications between the outer field and the space between said outer field and the pen.

2. In a game apparatus, a game board comprising an outer field for a plurality of pigs in the form of spherical elements, a pen rising upwardly and centrally of the game board and being spaced from the outer field and provided with an opening, said space between the pen and the outer field having openings of communication, U-shaped stalls rising upwardly from the game board and extending radially and having their open ends directly opposite the openings of communication between the outer field and the space between the pen and the outer field, and the closed ends of the U-shaped stalls being spaced from the pen.

3. A game board having an outer annular

flange, an inner annular flange comprising a plurality of arcuate sections spaced from the outer flanges, thereby causing to be formed an annular field for a plurality of spherical elements, a pig receiving pen rising upwardly from the center of the game board and having an opening and provided with a closed top, said game board having a space between the pig receiving pen and the inner annular flange, the sections of the inner annular flange being spaced endwise, thereby forming openings of communication between the space between the pen and the inner annular flange, and the space between the outer flange and the inner flange, radial U-shaped stalls rising upwardly from the game board between the inner annular flange and the pig receiving pen and having their opposite ends spaced from the inner annular flange and the pen, the open ends of the stalls being opposite the openings in the inner annular flange, and a plurality of spherical elements so used in connection with the game board, whereby it is the aim to manipulate the board to cause all of said spherical elements to reach the pig receiving pen, when they are first disposed in the space between the outer flange and the inner annular flange.

4. A game board having an outer annular flange, an inner annular flange comprising a plurality of arcuate sections spaced from the outer flanges, thereby causing to be formed an annular field for a plurality of spherical elements, a pig receiving pen rising upwardly from the center of the game board and having an opening and provided with a closed top, said game board having a space between the pig receiving pen and the inner annular flange, the sections of the inner annular flange being spaced endwise, thereby forming openings of communication, between the space between the pen and the inner annular flange, and the space between the outer flange and the inner flange, radial U-shaped stalls rising upwardly from the game board between the inner annular flange and the pig receiving pen and having their opposite ends spaced from the inner annular flange and the pen, the open ends of the stalls being opposite the openings in the inner annular flange, and a plurality of spherical elements so used in connection with the game board, whereby it is the aim to manipulate the board to cause all of said spherical elements to reach the pig receiving pen, when they are first disposed in the space between the outer flange and the inner annular flange, said inner annular flange, the walls forming the stalls and the pig receiving pen having tang and slot connections with the game board.

In testimony whereof I hereunto affix my signature.

EDWARD M. KING.