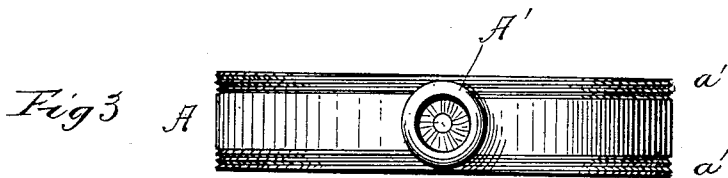
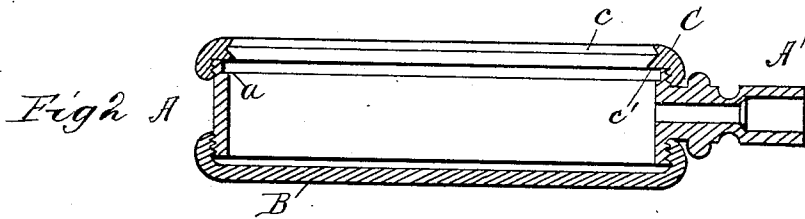
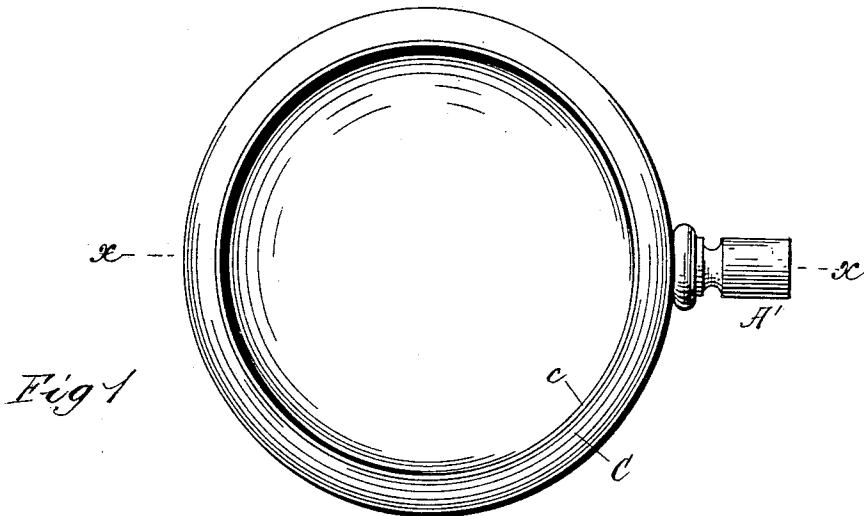


(Model.)

C. K. GILES.
WATCH CASE.

No. 399,606.

Patented Mar. 12, 1889.



Witnesses
W. C. Corlies
A. W. Best

Inventor
Charles K. Giles
By Coburn Thacher
Attorneys

UNITED STATES PATENT OFFICE.

CHARLES K. GILES, OF CHICAGO, ILLINOIS.

WATCH-CASE.

SPECIFICATION forming part of Letters Patent No. 399,606, dated March 12, 1889.

Application filed December 2, 1885. Serial No. 184,532. (Model.)

To all whom it may concern:

Be it known that I, CHARLES K. GILES, a citizen of the United States, residing at Chicago, in the county of Cook and State of Illinois, have invented a certain new and useful Improvement in Watch-Cases, which is fully set forth in the following specification, reference being had to the accompanying drawings, in which—

10 Figure 1 represents a face view of a watch-case embodying my improvement; Fig. 2, a sectional view of the same, taken on the line *xx* of Fig. 1; and Fig. 3, a view of the movement-holding band detached.

15 Like letters refer to like parts in all the figures of the drawings.

My invention relates to watch-cases, and more particularly to that style of case known as "open-face" cases, its object being to produce a case which shall be simple in construction and may be manufactured at a greatly reduced cost, while at the same time it will effectually protect the movement from dust or other injurious objects; and to these ends my invention consists in certain novel features, which I will now proceed to describe, and will then particularly point out in the claim.

20 In the drawings, A represents a movement-holding band, which forms the body with the case. This band is ring-shaped, being in the form of the section of a hollow cylinder, and is provided at its inner upper edge with a seat, *a*, to receive the movement. A pendant, *A'*, to receive the stem is attached to the band A in any suitable manner. The band A is externally threaded at its upper and lower edges, as shown at *a'*, and this threading may, if desired, be made continuous across the entire outer surface of the band.

25 B indicates a back cap, which is provided with an internal screw-thread around its edge to correspond to the screw-thread upon the band A.

45 C indicates the bezel, which is also internally screw-threaded at its edge to screw upon the center, it being provided with a seat, *c*, to

receive the crystal and an internally-projecting portion, *c'*, which extends over the upper edge of the band A and over the movement when the latter is in place in the said band, thus holding the same in position in the seat *a* in an obvious manner. 50

It will be observed that this case is very simple in construction, consisting, as it does, essentially, only of the band A, with its pendant and the back cap, B, and bezel A. The screw-threaded connection between the parts makes a tight joint which will effectually exclude the dust, while at the same time the movement is readily accessible by unscrewing the several parts of the case. If the screw-thread *a* be continuous across the entire outer surface of the band, as hereinbefore mentioned, the exposed portions thereof will form a suitable ornamentation for the said band, which may, however, be ornamented in any other desired manner. 65

It is obvious that various modifications in the details of construction may be made without departing from the principle of my invention, and I therefore do not wish to be understood as limiting myself strictly to the precise details hereinbefore described, and shown in the drawings. 70

Having thus described my invention, what I claim as new, and desire to secure by Letters Patent, is— 75

In a watch-case, the plain wide band or case-body A, externally threaded at each edge and provided with a pendant, *A'*, and an internal seat, *a*, at its front edge, in combination with a back cap, B, provided with an internally-threaded flange projecting beyond the periphery of said body, and a bezel, C, provided with a like internally-threaded projecting flange and an inwardly-projecting flange extending inward over the seat *a* of the body, substantially as specified. 80 85

CHARLES K. GILES.

Witnesses:

JOSEPH HARDIE,
J. HARRIS.