(12) INTERNATIONAL APPLICATION PUBLISHED UNDER THE PATENT COOPERATION TREATY (PCT)

(19) World Intellectual Property Organization
International Bureau

(43) International Publication Date
28 January 2021 (28.01.2021)

WIPO | PCT

(10) International Publication Number
WO 2021/016132 A1

(51) International Patent Classification:
A23L 2/52 (2006.01) *A23L 33/175* (2016.01)
A23L 33/00 (2016.01)

(21) International Application Number:
PCT/US2020/042677

(22) International Filing Date:
17 July 2020 (17.07.2020)

(25) Filing Language: English

(26) Publication Language: English

(30) Priority Data:
62/876,557 19 July 2019 (19.07.2019) US

(71) Applicant: **FILTRICINE, INC.** [US/US]; 218 Murlagan Avenue, B, Mountain View, California 94043 (US).

(72) Inventors: **LI, Xiyan**; 218 Murlagan Avenue, B, Mountain View, California 94043 (US). **WANG, Xin**; 218 Murlagan Avenue, B, Mountain View, California 94043 (US). **YANG, Xiaolu**; 218 Murlagan Avenue, B, Mountain View, California 94043 (US). **LI, Zehui**; 218 Murlagan Avenue, B, Mountain View, California 94043 (US). **ZHOU, Shuang**; 218 Murlagan Avenue, B, Mountain View, California 94043 (US). **YANG, Xiaodong**; 218 Murlagan Avenue, B, Mountain View, California 94043 (US).

(74) Agent: **LIN, Yinan**; WILSON SONSINI GOODRICH & ROSATI, 650 Page Mill Road, Palo Alto, California 94304 (US).

(81) Designated States *(unless otherwise indicated, for every kind of national protection available)*: AE, AG, AL, AM, AO, AT, AU, AZ, BA, BB, BG, BH, BN, BR, BW, BY, BZ, CA, CH, CL, CN, CO, CR, CU, CZ, DE, DJ, DK, DM, DO, DZ, EC, EE, EG, ES, FI, GB, GD, GE, GH, GM, GT, HN, HR, HU, ID, IL, IN, IR, IS, IT, JO, JP, KE, KG, KH, KN, KP, KR, KW, KZ, LA, LC, LK, LR, LS, LU, LY, MA, MD, ME, MG, MK, MN, MW, MX, MY, MZ, NA, NG, NI, NO, NZ, OM, PA, PE, PG, PH, PL, PT, QA, RO, RS, RU, RW, SA, SC, SD, SE, SG, SK, SL, ST, SV, SY, TH, TJ, TM, TN, TR, TT, TZ, UA, UG, US, UZ, VC, VN, WS, ZA, ZM, ZW.

(84) Designated States *(unless otherwise indicated, for every kind of regional protection available)*: ARIPO (BW, GH, GM, KE, LR, LS, MW, MZ, NA, RW, SD, SL, ST, SZ, TZ, UG, ZM, ZW), Eurasian (AM, AZ, BY, KG, KZ, RU, TJ, TM), European (AL, AT, BE, BG, CH, CY, CZ, DE, DK, EE, ES, FI, FR, GB, GR, HR, HU, IE, IS, IT, LT, LU, LV, MC, MK, MT, NL, NO, PL, PT, RO, RS, SE, SI, SK, SM, TR), OAPI (BF, BJ, CF, CG, CI, CM, GA, GN, GQ, GW, KM, ML, MR, NE, SN, TD, TG).

Published:
— *with international search report (Art. 21(3))*

(54) **Title:** COMPOSITIONS, METHODS, KITS AND SYSTEMS FOR CANCER TREATMENT AND METABOLIC INTERVENTION THERAPY AND OTHER USES

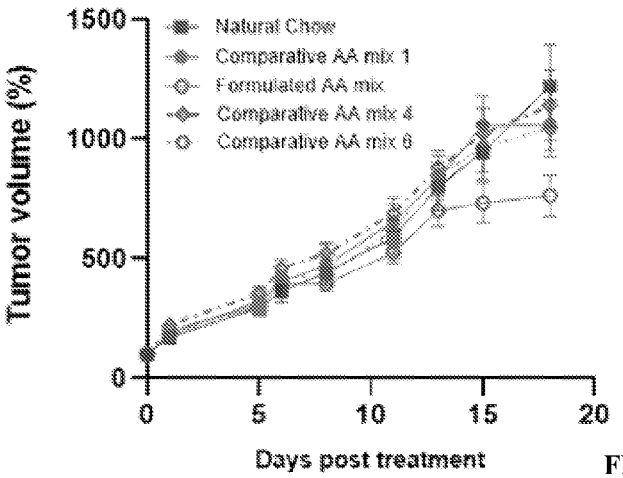

FIG. 41

(57) **Abstract:** The present disclosure provides compositions and methods for treating cancer with nutritionally modified diets and/or dialysis treatment, such as through amino acid depletion of one or more nonessential amino acids. In some aspects, the present disclosure provides compositions and methods for treating obesity with such modified diets and/or dialysis treatment. Furthermore, in some aspects, the present disclosure provides compositions and methods for treating renal disease with such modified diets and/or dialysis treatment.

WO 2021/016132 A1

COMPOSITIONS, METHODS, KITS AND SYSTEMS FOR CANCER TREATMENT AND METABOLIC INTERVENTION THERAPY AND OTHER USES

CROSS-REFERENCE

[0001] This application claims the benefit of U.S. Provisional Application No. 62/876,557, filed on July 19, 2019, which is incorporated herein by reference for all purposes.

BACKGROUND

[0002] Cancer and obesity are major public health problems. Cancer is the second leading cause of death globally, and was responsible for 8.8 million deaths in 2012. Globally, approximately 1 in 6 deaths is due to cancer. Cancer arises from the transformation of normal cells into tumor cells in a multistage process that generally progresses from a pre-cancerous lesion to a malignant tumor. One defining feature of cancer is the rapid creation of abnormal cells that grow beyond their usual boundaries, and which can then invade adjoining parts of the body and spread to other organs.

[0003] Cancer cells adopt a distinctive type of metabolism, the "Warburg effect," to promote growth, survival, proliferation, and long-term maintenance. This altered metabolism involves uncoupled cellular glycolysis and mitochondrial aerobic respiration, which may lead to the requirement of certain nutrients that are not necessary for normal cells.

[0004] The currently available treatments suffer from a number of profound drawbacks. For instance, the current cancer treatments available to patients are expensive. The economic impact of cancer is significant and continues to increase. In 2010, the total annual economic cost of cancer was estimated at approximately 1.16 trillion US dollars. Also, the traditional methods of treating cancer, such as chemotherapy and radiation therapy, tend to be highly toxic and/or nonspecific to cancer, which results in limited efficacy and harmful side effects.

[0005] Obesity is a medical condition in which excess body fat has accumulated to the extent that it may have a negative impact on health. This condition is commonly caused by a combination of excessive food intake, lack of physical activity, and genetic susceptibility. Obesity increases the likelihood of various diseases and conditions, such as, cardiovascular diseases, type 2 diabetes, obstructive sleep apnea, cancer, osteoarthritis and depression.

[0006] Many of the current treatments for obesity, such as calorie restrictive dietary modification, behavior modification, exercise, medication and surgery face a number of drawbacks. Many obesity treatments are ineffective and provide only short-term results, particularly those who are morbidly obese.

[0007] Fatty liver disease (or steatohepatis) is often associated with excessive alcohol intake or obesity, but also has other causes such as metabolic deficiencies including insulin resistance and diabetes. Non-alcoholic steatohepatitis (NASH) is a severe liver lesion that is characterized by necrosis, inflammation and fibrosis.

[0008] Hepatic steatosis (also sometimes referred to as fatty liver disease) is a condition generally characterized by an abnormal retention of lipids in cells of the liver. Hepatic steatosis affects millions of people worldwide and can have various causes. Non-alcoholic fatty liver disease (NAFLD) generally refers to a spectrum of hepatic lipid disorders characterized by hepatic steatosis. Non-alcoholic steatohepatitis (NASH) is a severe liver lesion characterized by necrosis, inflammation and fibrosis. NASH may occur with or without fibrosis, but may progress to fibrosis and cirrhosis. NAFLD/NASH is generally associated with energy metabolism pathologies, including obesity, dyslipidemia, diabetes and metabolic syndrome.

[0009] Accordingly, there remains a considerable need for new cancer treatments, treatments for obesity, and treatment/prevention of NAFLD/NASH.

SUMMARY

[0010] Cancer, metabolic diseases (such as obesity), and/or NAFLD/NASH, remain as major health issues in which new, alternative, and effective treatment are currently needed. The present disclosure addresses such needs and provides a number of advantages. The present disclosure relates to providing a subject with a treatment that includes the control of a subject's nutritional diet and/or dialysis. For example, treating a patient in need thereof may comprise placing the patient on a cysteine depleted diet and placing the patient under dialysis. The present disclosure provides solid and liquid compositions that are depleted with one or more nutrients, such as nonessential amino acids, and methods of treating cancer, renal disease, metabolic diseases, such as obesity, and NASH with the compositions. The present disclosure provides for facilities, systems and kits that relate to the distribution and/or performance of the described compositions and methods.

[0011] The present disclosure utilizes hemodialysis and peritoneal dialysis as a way to deplete one or more nutrients in the subject by administering compositions that are lacking in such nutrients. Hemodialysis involves withdrawing blood from the body and cleaning it in an extracorporeal blood circuit and then returning the cleansed blood to the body. The extracorporeal blood circuit includes a dialyzer which comprises a semipermeable membrane. Within this dialyzer waste substances and excess fluid is removed through the semipermeable membrane, and the semipermeable membrane within the dialyzer has a blood side and a dialysate side. Peritoneal dialysis involves the use of the peritoneum in a person's abdomen as the membrane through which

fluid and dissolved substances are exchanged with the blood. Peritoneal dialysis is used to remove excess fluid, correct electrolyte problems, and remove toxins in those with kidney failure. In peritoneal dialysis, a solution is introduced through a permanent tube in the lower abdomen and then removed. This may either occur at regular intervals throughout the day, known as continuous ambulatory dialysis, or at night with the assistance of a machine, known as automated peritoneal dialysis. Furthermore, the present disclosure envisions utilizing hemodialysis and peritoneal dialysis as way to provide a subject in need thereof with a particular nutritional makeup by depleting and/or restoring one or more nutrients in the subject. The present disclosure provides dialysis systems and equipment thereof.

[0012] In some aspects, the present disclosure provides a food composition comprising at most 1% cysteine/cystine. In some embodiments, the food composition comprises, by weight: (i) at most 1%, 0.9%, 0.8%, 0.7%, 0.6%, 0.5%, 0.4%, 0.3%, 0.2%, or 0.15% alanine; (ii) at most 1%, 0.9%, 0.8%, 0.7%, 0.6%, 0.5%, 0.4%, 0.3%, 0.2%, or 0.15% cysteine/cystine; and (iii) 0.5% to 20%, 0.5% to 15%, 0.5% to 12%, 0.5% to 10%, 0.5% to 9%, 1% to 20%, 1% to 15%, 1% to 12%, 1% to 10%, or 1% to 9% non-cysteine/cystine sulfur-containing amino acid, wherein essential amino acids comprise at least 50%, 55%, 60%, 65%, or 70% by weight of all amino acids of the food composition. In some embodiments of the food composition, essential amino acids comprise 50% to 90%, 60% to 90%, or 65% to 85% by weight of all amino acids of the food composition. In some embodiments, the food composition comprises, by weight: (i) at most 1%, 0.9%, 0.8%, 0.7%, 0.6%, 0.5%, 0.4%, 0.3%, 0.2%, or 0.15% alanine; (ii) at most 1%, 0.9%, 0.8%, 0.7%, 0.6%, 0.5%, 0.4%, 0.3%, 0.2%, or 0.15% cysteine/cystine; (iii) 0.5% to 20%, 0.5% to 15%, 0.5% to 12%, 0.5% to 10%, 0.5% to 9%, 1% to 20%, 1% to 15%, 1% to 12%, 1% to 10%, or 1% to 9% non-cysteine/cystine sulfur-containing amino acid; (iv) at most 20%, at most 19%, 1% to 20%, 1% to 19%, 2% to 20%, or 2% to 19% glutamic acid/glutamate; and (v) at most 10%, at most 9%, at most 8%, at most 7%, or 0.5% to 10%, 1% to 10%, 0.5% to 9%, 1% to 9%, 0.5% to 8%, 1% to 8%, 0.5% to 7%, or 1% to 7% arginine, wherein essential amino acids comprise at least 50%, 55%, 60%, 65%, or 70% by weight of all amino acids of the food composition. In some embodiments of the food composition, essential amino acids comprise 50% to 90%, 60% to 90%, or 65% to 85% by weight of all amino acids of the food composition.

[0013] In some embodiments, the food composition comprises, by weight: (i) at most 1% alanine; (ii) at most 1% cysteine/cystine; and (iii) 0.5% to 10%, or 1% to 10% non-cysteine/cystine sulfur-containing amino acid, wherein essential amino acids comprise at least 50% by weight of all amino acids of the food composition. In some embodiments, the food composition comprises, by weight: (i) at most 1% alanine; (ii) at most 1% cysteine/cystine; (iii) 0.5% to 10%, or 1% to 10% non-

cysteine/cystine sulfur-containing amino acid; (iv) at most 20%, or 1% to 20%, or 2% to 20% glutamic acid/glutamate; and (v) at most 10%, 0.5% to 10%, or 1% to 10% arginine, wherein essential amino acids comprise at least 50% by weight of all amino acids of the food composition. In some embodiments, the food composition comprises, by weight: (i) at most 1% alanine; (ii) at most 1% cysteine/cystine; (iii) 1% to 10% non-cysteine/cystine sulfur-containing amino acid; (iv) 2% to 20% glutamic acid/glutamate; and (v) 1% to 10% arginine, wherein essential amino acids comprise at least 50% by weight of all amino acids of the food composition. In some embodiments of the food composition, essential amino acids comprise 50% to 90%, 60% to 90%, or 65% to 85% by weight of all amino acids of the food composition.

[0014] In some embodiments of the food composition, non-essential amino acids comprise at least 10%, 15%, or 20% by weight of all amino acids of the food composition. In some embodiments, non-essential amino acids comprise by weight 10% to 30%, 15% to 30%, or 10% to 25% of all amino acids of the food composition.

[0015] In some embodiments of the food composition, sulfur-containing amino acid(s) comprise at least 1%, 2%, 3%, 4%, 5%, or 6% by weight of all amino acids of the food composition. In some embodiments, sulfur-containing amino acid(s) comprise 1% to 15%, 1% to 12%, 1% to 10%, or 1% to 9% by weight of all amino acids of the food composition.

[0016] In some embodiments, the food composition comprises, by weight, at most 0.9%, 0.8%, 0.7%, 0.6%, 0.5%, 0.4%, 0.3%, 0.2%, or 0.15% cysteine/cystine. In some embodiments, the food composition comprises, by weight, at most 0.5% cysteine/cystine. In some embodiments, the food composition comprises, by weight, at most 0.2% cysteine/cystine. In some embodiments, the food composition comprises, by weight, at most 0.15% cysteine/cystine.

[0017] In some embodiments, the food composition comprises, by weight, at most 0.9%, 0.8%, 0.7%, 0.6%, 0.5%, 0.4%, 0.3%, 0.2%, or 0.15% alanine. In some embodiments, the food composition comprises, by weight, at most 0.5% alanine. In some embodiments, the food composition comprises, by weight, at most 0.2% alanine. In some embodiments, the food composition comprises, by weight, at most 0.15% alanine.

[0018] In some embodiments, the food composition comprises, by weight, 0.5% to 10%, 0.5% to 9%, 0.5% to 8%, 1% to 10%, 1% to 9%, or 1% to 8% non-cysteine/cystine sulfur-containing amino acid. In some embodiments, the food composition comprises, by weight, 1% to 9%, 4% to 9%, 1% to 8%, 4% to 8%, or 5% to 8% non-cysteine/cystine sulfur-containing amino acid. In some embodiments of the food composition, the food composition comprises, by weight, 0.5% to 5%, 0.5% to 4%, 0.5% to 3%, 1% to 5%, 1% to 4%, or 1% to 3% non-cysteine/cystine sulfur-containing amino acid.

[0019] In some embodiments of the food composition, the non-cysteine/cystine sulfur-containing amino acid comprises methionine, taurine, or a combination thereof. In some embodiments, the non-cysteine/cystine sulfur-containing amino acid comprises methionine. In some embodiments, the non-cysteine/cystine sulfur-containing amino acid comprises 80% to 99%, 85% to 99%, or 90% to 99% methionine by weight.

[0020] In some embodiments of the food composition, the non-cysteine/cystine sulfur-containing amino acid comprises taurine. In some embodiments, the non-cysteine/cystine sulfur-containing amino acid comprises, by weight, 1% to 20%, 1% to 15%, or 1% to 10% taurine.

[0021] In some embodiments of the food composition, the food composition has a non-cysteine/cystine sulfur-containing amino acid to cysteine/cystine ratio of 5 to 15, 6 to 14, 7 to 13, or 8 to 12. In some embodiments, the food composition has a non-cysteine/cystine sulfur-containing amino acid to cysteine/cystine ratio of at least 8. In some embodiments, the food composition has a non-cysteine/cystine sulfur-containing amino acid to cysteine/cystine ratio of at least 9. In some embodiments, the food composition has a non-cysteine/cystine sulfur-containing amino acid to cysteine/cystine ratio of at least 10.

[0022] In some embodiments of the food composition, the food composition has a methionine to cysteine/cystine ratio of 5 to 15, 6 to 14, 7 to 13, or 8 to 12. In some embodiments, the food composition has a methionine to cysteine/cystine ratio of at least 8. In some embodiments, the food composition has a methionine to cysteine/cystine ratio of at least 9. In some embodiments, the food composition has a methionine to cysteine/cystine ratio of at least 10.

[0023] In some embodiments of the food composition, cysteine/cystine, if present, comprises at most 15%, 14%, 13%, 12%, 11%, 10%, or 9% by weight of total sulfur-containing amino acids. In some embodiments, cysteine/cystine, if present, comprises at most 15% by weight of total sulfur-containing amino acids. In some embodiments, cysteine/cystine, if present, comprises at most 12% by weight of total sulfur-containing amino acids. In some embodiments, cysteine/cystine, if present, comprises at most 10% by weight of total sulfur-containing amino acids. In some embodiments, cysteine/cystine, if present, comprises at most 9% by weight of total sulfur-containing amino acids.

[0024] In some embodiments, the food composition comprises, by weight, at most 10% arginine. In some embodiments, the food composition comprises, by weight, at most 10%, 9%, 8%, 7%, 6%, or 5% arginine. In some embodiments, the food composition comprises, by weight, at least 1% arginine. In some embodiments, the food composition comprises, by weight, at least 2% arginine. In some embodiments, the food composition comprises, by weight, at least 5% arginine. In some

embodiments, the food composition comprises, by weight, 0.5% to 10%, 1% to 10%, 2% to 10%, 5% to 10%, 1% to 9%, 1% to 8%, or 1% to 7% arginine.

[0025] In some embodiments, the food composition comprises, by weight, at most 20%, 19%, 18%, 17%, 16%, 15%, 12%, or 10% glutamic acid/glutamate. In some embodiments, the food composition comprises, by weight, at least 1%, 2%, 3%, 4%, 5%, 6%, 7%, 8%, 9%, 10%, or 15% glutamic acid/glutamate. In some embodiments, the food composition comprises, by weight, 1% to 20%, 2% to 20%, 1% to 19%, 2% to 19%, 1% to 18%, or 2% to 18% glutamic acid/glutamate.

[0026] In some embodiments, the food composition comprises at least two, at least three, at least four, at least five, or at least six essential amino acid selected from histidine, isoleucine, leucine, lysine, methionine, phenylalanine, threonine, tryptophan, and valine. In some embodiments, the food composition comprises all essential amino acids selected from histidine, isoleucine, leucine, lysine, methionine, phenylalanine, threonine, tryptophan, and valine.

[0027] In some embodiments, the food composition comprises, by weight, at most 20%, 15%, 10%, 5%, 1%, 0.5%, or 0.2% asparagine. In some embodiments, the food composition comprises, by weight, at most 20%, 15%, 10%, 5%, 1%, 0.5%, or 0.2% aspartic acid/aspartate. In some embodiments, the food composition comprises, by weight, at most 20%, 15%, 10%, 5%, 1%, 0.5%, or 0.2% glutamine. In some embodiments, the food composition comprises, by weight, at most 20%, 15%, 10%, 5%, 1%, 0.5%, or 0.2% glycine. In some embodiments, the food composition comprises, by weight, at most 20%, 15%, 10%, 5%, 1%, 0.5%, or 0.2% proline. In some embodiments, the food composition comprises, by weight, at most 20%, 15%, 10%, 5%, 1%, 0.5%, or 0.2% serine. In some embodiments, the food composition comprises, by weight, at most 20%, 15%, 10%, 5%, 1%, 0.5%, or 0.2% tyrosine.

[0028] In some embodiments, the food composition comprises, by weight, at least 10%, 11%, 12%, 13%, 14%, 15%, 16%, 17%, 18%, or 19% protein/amino acids. In some embodiments, the food composition comprises, by weight, 2% to 40%, 5% to 30%, 5% to 25%, or 10% to 25% protein/amino acids. In some embodiments, the food composition comprises, by weight, 10% to 25% protein/amino acids.

[0029] In some embodiments, the food composition comprises, by weight, 2% to 40%, 5% to 30%, 5% to 25%, or 10% to 25% of total amino acids. In some embodiments, the food composition comprises, by weight, 5% to 25% of total amino acids. In some embodiments, the food composition comprises, by weight, 10% to 25% of total amino acids.

[0030] In some embodiments, the food composition further comprises a pharmaceutically active agent. In some embodiments, the pharmaceutically active agent is an anti-cancer therapeutic, an anti-obesity therapeutic, or an anti-NASH (non-alcoholic steatohepatitis) therapeutic.

[0031] In some embodiments, the food composition is packaged as a solid food, semi-solid food, soup, broth, or beverage. In some embodiments, the food composition is packaged as a food product selected from a group consisting of a snack bar, cereal product, bakery product, soup product, broth product, dairy product, and porridge. In some embodiments, the food composition is a soup or broth, or a nutritional shake. In some embodiments, the food composition is a soup or broth. In some embodiments, the food composition is a nutritional shake. In some embodiments, the food composition is a pre-packaged food composition.

[0032] Any food composition described herein may further comprise at least one vitamin. In some embodiments, the at least one vitamin is selected from a group consisting of vitamin A, vitamin B, vitamin C, vitamin D, vitamin E, vitamin K, and choline.

[0033] In certain embodiments, any food compositions described herein further comprises an essential fatty acid, such as omega-6 and omega-3 fatty acids.

[0034] In certain embodiments, any food compositions described herein further comprises at least one mineral. The mineral may be selected from a group consisting of iron, copper, chromium, fluoride, iodine, manganese, molybdenum, selenium, and zinc.

[0035] Any food compositions described herein further comprise at least one ion. In certain embodiments, the amount of at least one ion is at least 0.1% w/w, such as 0.1, 0.5, 1.0, 1.5, 2.0, 2.5, 3.0 % w/w of ion in the food composition.

[0036] Certain aspects of the present disclosure provide a facility comprising a food composition as described herein. In some embodiments, the facility is a food manufacturing site. In some embodiments, the facility is a distribution center. In some embodiments, the facility is a commercial kitchen, restaurant or eating facility.

[0037] Some aspects of the present disclosure provide a kit comprising: (a) a food composition (such as a pre-packaged food composition) as described herein; and (b) instructions for using the pre-packaged food composition. In some embodiments, the kit provides complete meals for at least five days. In some embodiments, the kit further comprises a dialysis solution. In some embodiments, the kit further comprises instructions.

[0038] In certain aspects, the present disclosure provides a method for treating cancer in a subject, the method comprising administering to the subject in need of treating the cancer a food composition as described herein. In some embodiments, the method further provides administering to the subject a dialysis solution. In some embodiments, the cancer is selected from the group consisting of liver cancer, breast cancer, lung cancer, leukemia, prostate, and colon cancer. In some embodiments, the subject is human. In some embodiments, the subject has the cancer. In some embodiments, the subject has a genetic predisposition for cancer. In some embodiments, the

subject has an elevated cysteine biosynthetic gene expression level. In some embodiments, the method reduces a tumor size. In some embodiments, the tumor size is reduced by at least 30%. In some embodiments, the method decreases a level of plasma cysteine. In some embodiments, the level of plasma cysteine is decreased by at least 30%. In some embodiments, the level of plasma cysteine is decreased by at least 80%. In some embodiments, the level of plasma cysteine is decreased by at least 95%.

[0039] In certain aspects, the present disclosure provides a method for reducing tumor size in a subject in need thereof, the method comprising administering to the subject having a tumor a food composition as described herein. In some embodiments, the method further comprises administering to the subject a dialysis solution. In some embodiments, the subject is human. In some embodiments, the subject has a genetic predisposition for cancer. In some embodiments, the subject has an elevated cysteine biosynthetic gene expression level. In some embodiments, the tumor is reduced by at least 30%. In some embodiments, the food composition is administered by dialysis.

[0040] In certain aspects, the present disclosure provides a method for reducing or maintaining body weight of a subject in need thereof, the method comprising administering to the subject a food composition as described herein. In some embodiments, the subject is human. In some embodiments, the subject has a genetic predisposition for obesity. In some embodiments, the method is characterized by the subject achieving a weight loss of at least 10% compared to the subject's initial body weight prior to administration of the food composition. In some embodiments, the method is characterized by the subject achieving a weight loss of at least 1%, 2%, 3%, 4%, 5%, 6%, 7%, 8%, 9%, or 10% compared to the subject's initial body weight prior to administration of the food composition.

[0041] In certain aspects, the present disclosure provides a method for treating obesity in a subject in need thereof, the method comprising administering to the subject having obesity a food composition as described herein. In some embodiments, the subject is human. In some embodiments, the subject has a genetic predisposition for obesity. In some embodiments, the method is characterized by the subject achieving a weight loss of at least 10% compared to the subject's initial body weight prior to administration of the food composition. In some embodiments, the method is characterized by the subject achieving a weight loss of at least 1%, 2%, 3%, 4%, 5%, 6%, 7%, 8%, 9%, or 10% compared to the subject's initial body weight prior to administration of the food composition.

[0042] In some aspects, the present disclosure provides a method for preventing or treating non-alcoholic steatohepatitis (NASH) or a disease or condition associated therewith, the method

comprising administering to a subject in need thereof a cysteine/cystine-depleted diet, whether or not a diagnosis of NASH (or the disease or condition associated therewith) has been made. In some embodiments, the cysteine/cystine-depleted diet comprises at most 1% cysteine/cystine. In some embodiments, cysteine/cystine-depleted diet comprises a food composition as described herein. In some embodiments, the cysteine/cystine-depleted diet is packaged as a solid food, semi-solid food, soup, broth, or beverage. In some embodiments, the cysteine/cystine-depleted diet is packaged as a food product selected from a group consisting of a snack bar, cereal product, bakery product, soup product, broth product, dairy product, and porridge. In some embodiments, the cysteine/cystine-depleted diet is a soup or broth, or a nutritional shake. In some embodiments, the cysteine/cystine-depleted diet is a soup or broth. In some embodiments, the cysteine/cystine-depleted diet is a nutritional shake. In some embodiments, the disease or condition associated with NASH is obesity, pre-diabetes, diabetes, or a combination thereof. In some embodiments, the method is characterized by the subject achieving a weight loss of at least 1%, 2%, 3%, 4%, 5%, 6%, 7%, 8%, 9%, or 10% compared to the subject's initial body weight prior to administration of the food composition. In some embodiments, the method is characterized by the subject achieving a weight loss of at least 10% compared to the subject's initial body weight prior to administration of the food composition. In some embodiments, the method reduces a blood level of glucose of the subject by at least 10% compared to the subject's initial blood level of glucose prior to administration of the food composition. In some embodiments, the method decreases a serum level or activity of a liver enzyme by at least 10% compared to the subject's initial serum level or activity of the liver enzyme prior to administration of the food composition. In some embodiments, the liver enzyme comprises alanine aminotransferase (ALT), or alkaline phosphatase (ALP), or both. In some embodiments, the method decreases a blood level of cholesterol by at least 10% compared to the subject's initial blood level of the cholesterol prior to administration of the food composition. In some embodiments, the method decreases a blood level of bile acid by at least 10% compared to the subject's initial blood level of the bile acid prior to administration of the food composition. In some embodiments, the blood sample is collected from the subject after at least 6, 8, 10, or 12 hours fasting. In some embodiments, said subject is suffering from or at risk of developing NASH. In some embodiments, said subject is suffering from NASH. In some embodiments, said subject is at risk of developing NASH.

[0043] In some aspects, the present disclosure provides a method for preventing or treating non-alcoholic steatohepatitis (NASH) or a disease or condition associated therewith, the method comprising administering to a subject in need thereof a food composition as described herein, whether or not a diagnosis of NASH (or the disease or condition associated therewith) has been

made. In some embodiments, the disease or condition associated with NASH is obesity, pre-diabetes, diabetes, or a combination thereof. In some embodiments, the method is characterized by the subject achieving a weight loss of at least 1%, 2%, 3%, 4%, 5%, 6%, 7%, 8%, 9%, or 10% compared to the subject's initial body weight prior to administration of the food composition. In some embodiments, the method is characterized by the subject achieving a weight loss of at least 10% compared to the subject's initial body weight prior to administration of the food composition. In some embodiments, the method reduces a blood level of glucose of the subject by at least 10% compared to the subject's initial blood level of glucose prior to administration of the food composition. In some embodiments, the method decreases a serum level or activity of a liver enzyme by at least 10% compared to the subject's initial serum level or activity of the liver enzyme prior to administration of the food composition. In some embodiments, the liver enzyme comprises alanine aminotransferase (ALT), or alkaline phosphatase (ALP), or both. In some embodiments, the method decreases a blood level of cholesterol by at least 10% compared to the subject's initial blood level of the cholesterol prior to administration of the food composition. In some embodiments, the method decreases a blood level of bile acid by at least 10% compared to the subject's initial blood level of the bile acid prior to administration of the food composition. In some embodiments, the blood sample is collected from the subject after at least 6, 8, 10, or 12 hours fasting. In some embodiments, said subject is suffering from or at risk of developing NASH. In some embodiments, said subject is suffering from NASH. In some embodiments, said subject is at risk of developing NASH.

[0044] In some embodiments of any method described herein, the food composition is administered to the subject at least once a week. In some embodiments, the food composition is administered to the subject at least five times a week. In some embodiments, the food composition is administered to the subject over the course of at least four weeks. In some embodiments, the method further comprises administering a pharmaceutically active agent. In some embodiments, the pharmaceutically active agent is an anti-cancer therapeutic. In some embodiments, the pharmaceutically active agent is provided in a subtherapeutic amount. In some embodiments, the method further comprises administering a nutritional supplement. In some embodiments, the nutritional supplement comprises at least one amino acid selected from a group consisting of arginine, histidine, isoleucine, lysine, methionine, phenylalanine, threonine, tryptophan, and valine. In some embodiments, the nutritional supplement comprises providing the subject with nutrients at levels in accordance with the Recommended Dietary Allowances (RDAs), Adequate Intakes (AIs), and/or Daily Value (DV).

[0045] In some aspects, the present disclosure provides a method for treating cancer in a subject in need thereof, the method comprising administering to the subject a food composition disclosed herein, and administering to the subject a dialysis solution.

[0046] In some aspects, the present disclosure provides a method for treating cancer in a subject in need thereof, the method comprising administering to the subject a food composition disclosed herein. In some embodiments, the cancer is selected from the group consisting of liver cancer, breast cancer, lung cancer, leukemia, prostate, and colon cancer. In some embodiments, the subject is human. In some embodiments, the subject has a genetic predisposition for cancer. In some embodiments, the subject has elevated cysteine biosynthetic gene expression levels. In some embodiments, treating is characterized by a reduction in tumor size. In some embodiments, the tumor is reduced by at least 30%. In some embodiments, the treating is characterized by decreased levels of plasma cysteine. In some embodiments, the levels of plasma cysteine are reduced by at least 30%. In some embodiments, the levels of plasma cysteine are reduced by at least 80%. In some embodiments, the levels of plasma cysteine are reduced by at least 95%.

[0047] In some aspects, the present disclosure provides a method for reducing tumor size in a subject in need thereof, the method comprising administering to the subject a food composition disclosed herein, and administering to the subject a dialysis solution.

[0048] In some aspects, the present disclosure provides a method for reducing tumor size in a subject in need thereof, the method comprising administering to the subject a food composition disclosed herein. In some embodiments, the subject is human. In some embodiments, the subject has a genetic predisposition for cancer. In some embodiments, the subject has elevated cysteine biosynthetic gene expression levels. In some embodiments, the tumor is reduced by at least 30%.

[0049] In some aspects, the present disclosure provides a method for treating obesity, the method comprising administering to the subject a food composition disclosed herein. In some embodiments, the subject is human. In some embodiments, the subject has a genetic predisposition for obesity. In some embodiments, treating is characterized by the subject losing at least 10% of the subject's initial body weight.

[0050] In some aspects, the present disclosure provides a method for treating NASH, the method comprising administering to the subject a food composition disclosed herein. In some embodiments, the method further comprises administering a dialysis solution.

[0051] In some embodiments, the food composition disclosed herein is administered to the subject at least once a week. In some embodiments, the food composition disclosed herein is administered to the subject at least five times a week. In some embodiments, the food composition disclosed herein is administered to the subject over the course of at least four weeks.

[0052] In some embodiments, the methods disclosed herein further comprise administering a pharmaceutically active agent. In some embodiments, the pharmaceutically active agent is an anti-cancer therapeutic. In some embodiments, the pharmaceutically active agent is provided in a subtherapeutic amount.

[0053] In some embodiments, the methods disclosed here in further comprise administering a nutritional supplement. In some embodiments, the nutritional supplement comprises at least one amino acid selected from a group consisting of arginine, histidine, isoleucine, lysine, methionine, phenylalanine, threonine, tryptophan, and valine. In some embodiments, the nutritional supplement comprises providing the subject with nutrients at levels in accordance with the Recommended Dietary Allowances (RDAs), Adequate Intakes (AIs), and/or Daily Value (DV).

INCORPORATION BY REFERENCE

[0054] All publications, patents, and patent applications mentioned in this specification are herein incorporated by reference to the same extent as if each individual publication, patent, or patent application was specifically and individually indicated to be incorporated by reference.

BRIEF DESCRIPTION OF THE DRAWINGS

[0055] A description of various aspects, features, embodiments, and examples is provided herein with reference to the accompanying drawings, which are briefly described below. The drawings may illustrate one or more aspect(s), feature(s), embodiment(s), and/or example(s) in whole or in part. The drawings are illustrative and are not necessarily drawn to scale.

[0056] The novel features of the invention are set forth with particularity in the appended claims. A better understanding of the features and advantages of the present invention will be obtained by reference to the following detailed description that sets forth illustrative embodiments, in which the principles of the invention are utilized, and the accompanying drawings of which:

[0057] FIG. 1 depicts a metabolic cancer therapy in which a cancer patient is treated with dialysis and/or a nutritional diet in order to deplete targeted nutrient(s).

[0058] FIG. 2 shows an overview of the diets used in colon, breast, prostate, and pancreatic cancer studies.

[0059] FIG. 3 shows an overview of the diet compositions used in the studies of the present disclosure. The mice used for the study were normal and active (other than tumor-bearing.)

[0060] FIG. 4 depicts a graph showing the effects of a complete diet and FTN202 on tumor volume (mm^3) in colon cancer (HCT116). Mice with implanted HCT116 cells were on diet treatment on day 7. The tumor sizes were monitored 3 times weekly. Each group had 5 mice. Significance is shown: * for $P < 0.05$, ** for $P < 0.01$, *** for $P< 0.001$.

[0061] FIG. 5A depicts a graph showing the effects of a complete diet (Ctrl) and treatment diets on tumor volume (mm^3) over time (days after tumor implant) in triple negative breast cancer (MDA-MDB-231). Mice with implanted MDA-MDB-231 cells were on diet treatment on day 20. The tumor sizes were monitored 3 times weekly. Each group had 5 mice. Significance is shown: * for $P < 0.05$, ** for $P < 0.01$, *** for $P< 0.001$. **FIG. 5B** depicts a graph showing the effects of a complete diet (Ctrl), FTN202 and FTN203 on tumor volume (mm^3) over time (days after tumor inoculation) in triple negative breast cancer (MDA-MDB-231). Mice with implanted MDA-MDB-231 cells were on diet treatment on day 7. The tumor sizes were monitored 3 times weekly. Each group had 5 mice. Significance is shown: * for $P < 0.05$, ** for $P < 0.01$, *** for $P< 0.001$.

[0062] FIG. 6 depicts a graph showing the effects of a complete diet (Ctrl) and FTN203 on tumor volume (mm^3) over time (days after tumor inoculation) in prostate cancer (PC3). Mice with implanted PC-3 cells were on diet treatment on day 5. The tumor sizes were monitored 3 times weekly. Each group had 5 mice. Significance is shown: * for $P < 0.05$, ** for $P < 0.01$, *** for $P< 0.001$.

[0063] FIG. 7 depicts a graph showing the effects of a complete diet (Ctrl) and treatment diets on tumor volume (mm^3) over time (days after treatment) in pancreatic cancer (MIAPaCa-2). Mice with implanted MIAPaCa-2 cells were on diet treatment on day 0. The tumor sizes were monitored 2 times weekly. Each group had 5 mice. Significance is shown: * for $P < 0.05$, ** for $P < 0.01$, *** for $P< 0.001$.

[0064] FIG. 8 shows an overview of the dialysis compositions used in the studies of the present disclosure.

[0065] FIG. 9 depicts a graph showing the effects of a complete diet (Ctrl), FTN203 + dialysis, FTN203 on tumor volume (mm^3) over time (days after tumor inoculation) in glioblastoma (U87MG, single mouse study). Mice with implanted U87MG cells were on diet treatment on day 5. The tumor sizes were monitored daily. Each treatment group had 1 mouse. The dialysis fluid was FTN101 (Ctrl) at day 7, 8, 9, 13, 14, 28, 37, and 40. The dialysis fluid was FTN102 at day 23, 26, 27, 30, 31, 33, 34, 35, 36, 41, and 42. The dialysis fluid was FTN103 at 43, 44, 47, 48, 49, 50, 51, 54, 55, 56, 57 and 58.

[0066] FIG. 10 depicts a graph showing the effects of a complete diet, diet only, dialysis only, and diet + dialysis on tumor volume (mm^3) over time (days after treatment) in glioblastoma (U87MG). Mice with implanted U87MG cells were on diet treatment on day 1. The tumor sizes were monitored daily. Each group had 6 mice. Significance is shown: * for $P < 0.05$, ** for $P < 0.01$, *** for $P< 0.001$.

[0067] FIG. 11A depicts a graph showing the effects of a complete diet (Ctrl), FTN203, FTN202, and natural chow on body weight (%) over time (days after tumor inoculation) in triple negative breast cancer (MDA-MB-231). Mice with implanted MDA-MDB-231 cells were on diet treatment on day 20. The tumor sizes were monitored 3 times weekly. Each group had 5 mice. Significance is shown: * for $P < 0.05$, ** for $P < 0.01$, *** for $P< 0.001$. **FIG. 11B** depicts a graph showing the effects of a complete diet (Ctrl), and FTN203 on body weight (%) over time (days after tumor inoculation) in prostate cancer (PC3). Mice with implanted PC-3 cells were on diet treatment on day 5. The tumor sizes were monitored 3 times weekly. Each group had 5 mice. Significance is shown: * for $P < 0.05$, ** for $P < 0.01$, *** for $P< 0.001$

[0068] FIG. 12A depicts a graph showing the effects of natural chow, complete diet, FTN202, FTN203 on glucose (mg/dL) in triple negative breast cancer (MDA-MB-231). Glucose in plasma was measured with Nova Max Glucose Test Strips. Mice with implanted MDA-MDB-231 cells were on diet treatment on day 20. The plasma samples were collected before treatment started and after treatment completed. Each group had 5 mice. Significance is shown: * for $P < 0.05$, ** for $P < 0.01$, *** for $P< 0.001$. **FIG. 12B** depicts a graph showing the effects of complete diet and FTN203 on glucose (mg/dL) in prostate cancer (PC3). Glucose in plasma was measured with Nova Max Glucose Test Strips. Mice with implanted PC-3 cells were on diet treatment on day 5. The plasma samples were collected before treatment started and after treatment completed. Each group had 5 mice. Significance is shown: * for $P < 0.05$, ** for $P < 0.01$, *** for $P< 0.001$.

[0069] FIG. 13A depicts a graph showing the effects of natural chow, complete diet, FTN202, FTN203 on β-Ketone (mmol/L) in triple negative breast cancer (MDA-MB-231). Beta-ketone body in plasma was measured with Nova Max Ketone Test Strips. Mice with implanted MDA-MDB-231 cells were on diet treatment on day 20. The plasma samples were collected before treatment started and after treatment completed. Each group had 5 mice. Significance is shown: * for $P < 0.05$, ** for $P < 0.01$, *** for $P< 0.001$. **FIG. 13B** depicts a graph showing the effects of complete diet and FTN203 on β-Ketone (mmol/L) in prostate cancer. Beta-ketone body in plasma was measured with Nova Max Ketone Test Strips. Mice with implanted PC-3 cells were on diet treatment on day 5. The plasma samples were collected before treatment started and after treatment completed. Each group had 5 mice. Significance is shown: * for $P < 0.05$, ** for $P < 0.01$, *** for $P< 0.001$.

[0070] FIG. 14A and **FIG. 14B** show exemplary dialysis systems, CAPD and CCPD respectively, that is configured to use administer the compositions described herein.

[0071] FIG. 15 shows and exemplary dialysis system for hemodialysis that is configured to use administer the compositions described herein.

[0072] FIG. 16 depicts the typical hemodialysis process.

[0073] FIG. 17 shows an overview of the diet compositions used in the studies of the present disclosure.

[0074] FIG. 18 shows an overview of procedures and materials used in the pancreatic cancer and prostate cancer studies.

[0075] FIG. 19A depicts a graph showing the effects of treatment diets on pancreatic cancer as shown by tumor volume (%). **FIG. 19B** depicts a graph showing the effects of treatment diets on prostate cancer as shown by tumor volume (%). **FIG. 19C** depicts a graph showing the effects of combination therapies on pancreatic cancer as shown by tumor volume (%). **FIG. 19D** depicts a graph showing the effects of combination therapies on prostate cancer as shown by tumor volume (%).

[0076] FIG. 20A depicts a graph showing the effects of treatment diets and combination therapies on pancreatic cancer as shown by tumor volume (%). **FIG. 20B** depicts a graph showing the effects of treatment diets and combination therapies on prostate cancer as shown by tumor volume (%).

[0077] FIG. 21 shows an overview of procedures and materials used in the colon cancer studies.

[0078] FIG. 22A depicts a graph showing the effects of treatment diets on colon cancer as shown by tumor volume (%). **FIG. 22B** depicts a graph showing the effects of treatment diets and immuno-oncology (I-O) drugs only on colon cancer as shown by tumor volume (%).

[0079] FIG. 23 depicts a graph showing the effects of treatment diets and abPD-L1 on colon cancer as shown by tumor volume (%).

[0080] FIG. 24 depicts a graph showing the effects of treatment diets and abPD-1 on colon cancer as shown by tumor volume (%).

[0081] FIG. 25 depicts a graph showing the effects of treatment diets and abPD-1 on body weight as shown by body weight (%).

[0082] FIG. 26 shows an overview of procedures and materials used in the NASH studies.

[0083] FIG. 27 depicts a graph showing the effects of treatment diets on obesity as shown by body weight (%).

[0084] FIG. 28 depicts a graph showing the effects of treatment diets on blood glucose as shown by glucose levels (mg/dL).

[0085] FIG. 29 shows an overview of procedures and materials used in the glioblastoma studies.

[0086] FIG. 30A depicts a graph showing the effects of a treatment diet and dialysis on tumor volume (mm^3). **FIG. 30B** depicts a graph showing the effects of a treatment diet and dialysis on tumor volume (%).

[0087] FIG. 31A depicts a graph showing the effects of a treatment diet and dialysis on body weight (g). **FIG. 31B** depicts a graph showing the effects of a treatment diet and dialysis on body weight (%).

[0088] FIG. 32A depicts a graph showing effects of treatment diets on body weight (g) of the subjects at risk of developing diabetes, obesity, non-alcoholic steatohepatitis (NASH) or associated conditions. **FIG. 32B** depicts a graph showing effects of treatment diets on glucose level (mg/dL) of the subjects at risk of developing diabetes, obesity, non-alcoholic steatohepatitis (NASH) or associated conditions. **FIG. 32C** depicts a graph showing effects of treatment diets on alanine aminotransferase (ALT) level (units) of the subjects at risk of developing diabetes, obesity, non-alcoholic steatohepatitis (NASH) or associated conditions. **FIG. 32D** depicts a graph showing effects of treatment diets on alkaline phosphatase (ALP) level (units) of the subjects at risk of developing diabetes, obesity, non-alcoholic steatohepatitis (NASH) or associated conditions.

[0089] FIG. 33 depicts a graph showing effects of treatment diets on food consumption (g) of the subjects with NASH.

[0090] FIG. 34 depicts a graph showing effects of treatment diets on body weight (g) of the subjects with NASH.

[0091] FIG. 35A depicts a graph showing effects of treatment diets on alanine aminotransferase (ALT) level (units) of the subjects with NASH. **FIG. 35B** depicts a graph showing effects of treatment diets on alkaline phosphatase (ALP) level (units) of the subjects with NASH.

[0092] FIG. 36 depicts a graph showing effects of treatment diets on cholesterol level of the subjects with NASH.

[0093] FIG. 37A depicts a graph showing effects of treatment diets on liver weight (g) of the of the subjects with NASH. **FIG. 37B** depicts exemplary livers of the subjects on treatment diets. **FIG. 37C** depicts a graph showing effects of treatment diets on liver/body weight ratio of the subjects with NASH. **FIG. 37D** depicts a graph showing effects of treatment diets on liver/brain weight ratio of the subjects with NASH.

[0094] FIG. 38 depicts a graph showing effects of treatment diets on glucose level (mg/dL) (mg/dL) of the subjects with NASH.

[0095] FIG. 39 depicts a graph showing anti-cancer effects of single amino acid depletion in treatment diets.

[0096] FIG. 40 depicts a graph showing anti-cancer effects of combinatorial amino acids depletion in treatment diets.

[0097] FIG. 41 depicts a graph showing inhibitory effects of combinatorial amino acids depletion in treatment diets on head and neck cancer.

DETAILED DESCRIPTION

[0098] Several aspects of the invention are described below with reference to example applications for illustration. It should be understood that numerous specific details, relationships, and methods are set forth to provide a full understanding of the invention. One having ordinary skill in the relevant art, however, will readily recognize that the invention can be practiced without one or more of the specific details or with other methods. Unless stated otherwise, the present invention is not limited by the illustrated ordering of acts or events, as some acts may occur in different orders and/or concurrently with other acts or events. Furthermore, not all illustrated acts or events are required to implement a methodology in accordance with the present invention. The concentration of various components in the disclosed compositions is exemplary and not meant to be limited to the recited concentration per se.

[0099] It will be understood that a word appearing herein in the singular encompasses its plural counterpart, and a word appearing herein in the plural encompasses its singular counterpart, unless implicitly or explicitly understood or stated otherwise. Further, it will be understood that for any given component described herein, any of the possible candidates or alternatives listed for that component, may generally be used individually or in any combination with one another, unless implicitly or explicitly understood or stated otherwise. Additionally, it will be understood that any list of such candidates or alternatives, is merely illustrative, not limiting, unless implicitly or explicitly understood or stated otherwise. Still further, it will be understood that any figure or number or amount presented herein is approximate, and that any numerical range includes the minimum number and the maximum number defining the range, whether the word "inclusive" or the like is employed or not, unless implicitly or explicitly understood or stated otherwise. Generally, the term "approximately" or "about" or the symbol "~" in reference to a figure or number or amount includes numbers that fall within a range of ±5% of same, unless implicitly or explicitly understood or stated otherwise. Yet further, it will be understood that any heading employed is by way of convenience, not by way of limitation. Additionally, it will be understood that any permissive, open, or open-ended language encompasses any relatively permissive to restrictive language, less open to closed language, or less open-ended to closed-ended language, respectively, unless implicitly or explicitly understood or stated otherwise. Merely by way of example, the word "comprising" may encompass "comprising", "consisting essentially of", and/or "consisting of" type language.

[0100] As used herein, unless otherwise indicated, some inventive embodiments herein contemplate numerical ranges. A variety of aspects of this invention can be presented in a range format. It should be understood that the description in range format is merely for convenience and

brevity and should not be construed as an inflexible limitation on the scope of the invention. Accordingly, the description of a range should be considered to have specifically disclosed all the possible subranges as well as individual numerical values within that range as if explicitly written out. For example, description of a range such as from 1 to 6 should be considered to have specifically disclosed subranges such as from 1 to 3, from 1 to 4, from 1 to 5, from 2 to 4, from 2 to 6, from 3 to 6 etc., as well as individual numbers within that range, for example, 1, 2, 3, 4, 5, and 6. This applies regardless of the breadth of the range. When ranges are present, the ranges include the range endpoints.

[0101] **Definitions**

[0102] The terms "administer", "administered", "administers" and "administering" are defined as the providing a composition to a subject via a route known in the art, including but not limited to intravenous, intraarterial, oral, parenteral, buccal, topical, transdermal, rectal, intramuscular, subcutaneous, intraosseous, transmucosal, or intraperitoneal routes of administration. In certain embodiments of the subject application, oral routes of administering a composition may be preferred. In certain embodiments, administering a composition through dialysis may be preferred.

[0103] As used herein, "agent" or "biologically active agent" refers to a biological, pharmaceutical, or chemical compound or other moiety. Non-limiting examples include simple or complex organic or inorganic molecule, a peptide, a protein, a peptide nucleic acid (PNA), an oligonucleotide (including e.g., aptamer and polynucleotides), an antibody, an antibody derivative, antibody fragment, a vitamin derivative, a carbohydrate, a toxin, a branched chain amino acid in free amino acid form or metabolite thereof, or a chemotherapeutic compound. As used herein, the term protein includes an amino acid mixture comprising one or more amino acids. Various compounds can be synthesized, for example, small molecules and oligomers (e.g., oligopeptides and oligonucleotides), and synthetic organic compounds based on various core structures. In addition, various natural sources can provide compounds for screening, such as plant or animal extracts, and the like. A skilled artisan can readily recognize that there is no limit as to the structural nature of the agents of the present invention.

[0104] As used herein, the terms "co-administration", "administered in combination with" and their grammatical equivalents are meant to encompass administration of the invention composition and additional therapeutic agent to a single subject. Co-administration can encompass administration of two or more agents to an animal so that both agents and/or their metabolites are present in the subject at the same time. Co-administration can encompass treatment regimens in which the composition and additional therapeutic agent are administered by the same or different route of administration or at the same or different times. Co-administration includes simultaneous

administration in separate compositions, administration at different times in separate compositions, or administration in a composition in which both agents are present. Co-administration can include simultaneous administration of the agents in separate compositions, administration at different times in separate compositions, and/or administration in a single composition comprising each of the agents to be co-administered.

[0105] The terms "determining", "measuring", "evaluating", "assessing," "assaying," "interrogating," and "analyzing" are used interchangeably herein to refer to any form of measurement, and include determining if an element is present or not. These terms include both quantitative and/or qualitative determinations. Assessing may be relative or absolute.

[0106] The term "effective amount" or "therapeutically effective amount" refers to that amount of a compound described herein that is sufficient to effect the intended application including but not limited to disease treatment, as defined below. The therapeutically effective amount may vary depending upon the intended application (in vitro or in vivo), or the subject and disease condition being treated, e.g., the weight and age of the subject, the severity of the disease condition, the manner of administration and the like, which can readily be determined by one of ordinary skill in the art. The term also applies to a dose that will induce a particular response in target cells, e.g., reduction of proliferation or down regulation of activity of a target protein. The specific dose will vary depending on the particular compounds chosen, the dosing regimen to be followed, whether it is administered in combination with other compounds, timing of administration, the tissue to which it is administered, and the physical delivery system in which it is carried.

[0107] The term "essential amino acid" or "indispensable amino acid" refers to an amino acid that cannot be synthesized de novo by the organism. Essential amino acids include histidine, isoleucine, leucine, lysine, methionine, phenylalanine, threonine, tryptophan, and valine. Essential amino acids may include salts thereof.

[00108] The term "free", as used herein, refers to compositions that have about 0% of a specific component.

[0109] The term "nonessential amino acid" or "dispensable amino acid" refers to an amino acid that can be synthesized de novo by the organism. Nonessential amino acids include alanine, arginine, asparagine, aspartic acid (or aspartate), cysteine (or cystine), glutamic acid (or glutamate), glutamine, glycine, proline, serine, and tyrosine. The terms "cysteine" and "cystine" are used interchangeably herein. Nonessential amino acids may also include salts thereof.

[0110] As used herein, the term "sulfur-containing amino acid(s)" generally refers to amino acid(s) containing sulfur, including salts, derivatives, or/and mixtures thereof. Non-limiting

examples of sulfur-containing amino acids include methionine, cysteine/cystine, homocysteine, and taurine.

[0111] As used herein, the term "cysteine/cystine" is meant to cover either one or any combination of cysteine (or any salt or derivative thereof) and cystine (or any salt or derivative thereof). As used herein, the term "cystine" generally refers to a dimeric amino acid formed by the oxidation of two cysteine residues that covalently link to make a disulfide bond. A non-limiting example of cystine is L-cystine. In some compositions of the present disclosure, "cysteine/cystine" can refer to one of cysteine (or any salt or derivative thereof) and cystine (or any salt or derivative thereof), excluding the other. In some compositions of the present disclosure, "cysteine/cystine" can refer to a mixture of cysteine and cystine (including salts or/and derivatives thereof).

[0112] As used herein, the term "by weight" is meant to cover either dry weight or wet weight. For example, when used in relation to a dry composition, the term "by weight" can mean "by dry weight." As another example, when used in relation to a water-containing composition, the term "by weight" can mean "by wet weight." A food composition described herein can be a dry composition or a water-containing composition.

[0113] The term "prevention" refers to providing treatment prior to the onset of a condition. If treatment is commenced in subjects with a condition, such treatment is expected to prevent, or to prevent the progression of, the medical sequelae of the condition.

[0114] As used herein, the term "treatment" or "treating" generally refers to an approach for obtaining beneficial or desired results including but not limited to a therapeutic benefit. A "therapeutic effect" or "therapeutic benefit," as used herein, generally refers to eradication or amelioration of the underlying disorder being treated. Also, a therapeutic benefit can be achieved with the eradication or amelioration of one or more of the physiological symptoms or improvement in one or more clinical parameters associated with the underlying disorder such that an improvement is observed in the subject, notwithstanding that the subject may still be afflicted with the underlying disorder.

[00115] As used herein, the term "subject" or "individual" includes mammals. Non-limiting examples of mammals include humans and animals, such as mice, including transgenic and non-transgenic mice. The methods described herein can be useful in both human therapeutics, pre-clinical, and veterinary applications. In some embodiments, the subject is an animal, and in some embodiments, the subject is human. Other mammals include, and are not limited to, apes, chimpanzees, orangutans, monkeys; domesticated animals (pets) such as dogs, cats, guinea pigs, hamsters, mice, rats, rabbits, and ferrets; domesticated farm animals such as cows, buffalo, bison, horses, donkey, swine, sheep, and goats; or exotic animals typically found in zoos, such as bear,

lions, tigers, panthers, elephants, hippopotamus, rhinoceros, giraffes, antelopes, sloth, gazelles, zebras, wildebeests, prairie dogs, koala bears, kangaroo, pandas, giant pandas, hyena, seals, sea lions, and elephant seals.

[0116] The term "substantially free", as used herein, refers to compositions that have less than about 10%, less than about 5%, less than about 1%, less than about 0.5%, less than 0.1% or even less of a specified component.

[0117] A "subtherapeutic amount" or "sub-therapeutic amount" of an agent, an activator or a therapy is an amount less than the effective amount for that agent, activator or therapy, but when combined with an effective or sub-therapeutic amount of another agent or therapy can produce a desired result, due to, for example, synergy in the resulting efficacious effects, and/or reduced side effects. A sub-therapeutic amount of the agent or component can be such that it is an amount below which would be considered therapeutic. For example, FDA guidelines can suggest a specified level of dosing to treat a particular condition, and a sub-therapeutic amount would be any level that is below the FDA suggested dosing level. The sub-therapeutic amount can be about 1, 5, 10, 15, 20, 25, 30, 35, 50, 75, 90, or 95% less than the amount that is considered to be a therapeutic amount. The therapeutic amount can be assessed for individual subjects, or for groups of subjects. The group of subjects can be all potential subjects, or subjects having a particular characteristic such as age, weight, race, gender, or physical activity level.

[0118] **Compositions**

[0119] As used herein "composition" refers to a dry composition, a concentrated composition, a liquid composition, and/or a food composition. The present disclosure provides for compositions, such as dry compositions, concentrated compositions, liquid compositions, and food compositions, effective for treating cancer, other metabolic diseases, including obesity, renal disease, and NASH. The compositions can be depleted or reduced with respect to one or more amino acids or other nutrients and/or supplemented with respect to one or more other amino acids or nutrients. The depleted or reduced nutrients can be certain nutrients acids that are demanded at a higher degree by cancerous cells as compared to non-cancerous cells. For example, cancerous cells may have a higher nutritional or metabolic requirement for certain non-essential amino acids as compared to non-cancerous cells and so a composition may formulated to be depleted or reduced with respect to those non-essential amino acids while maintaining the normal or supplemented amounts of other nutrients. The compositions may be a composition for dialysis or for a nutritional diet. As used herein, a dry composition, a concentrated composition, or a liquid composition may also be referred as a "dialysate composition," "dialysate," a "dialysis solution," or a "dialysis composition. As used herein, a food composition may also be referred to as a "nutritional diet" or a "diet."

[0120] ***Liquid Composition***

[0121] The present disclosure provides dialysis compositions. The dialysis composition may be in the form of a liquid composition. In some aspects, the present disclosure provides a liquid composition comprising glutamate. In some embodiments, the liquid composition comprises glutamate and at least one essential amino acid. The present disclosure also provides a dialysis composition comprising at least one vitamin. In some embodiments, the liquid composition comprises at least one vitamin and at least one essential amino acid. In some embodiments, the liquid composition is substantially free of cysteine and/or cystine.

[0122] In some aspects, the present disclosure provides, a liquid composition comprising: (a) carbohydrate; (b) glutamate; (c) at least one vitamin; (d) at least one ion selected from a group consisting of sodium, calcium, magnesium, chloride, and lactate; (e) at least one essential amino acid; and (f) an aqueous solution, wherein the liquid composition comprises 0-5 μM of cysteine and/or cystine, wherein the liquid composition has a pH of 4.0-6.5, and wherein the liquid composition has an osmolarity of 300-720 mOsmol/L. In some aspects, the present disclosure provides, a liquid composition comprising: (a) carbohydrate; (b) at least one vitamin; (c) at least one ion selected from a group consisting of sodium, calcium, magnesium, chloride, and lactate; (d) at least one essential amino acid; and (e) an aqueous solution, wherein the liquid composition optionally comprises glutamate, wherein the liquid composition comprises 0-5 μM of cysteine and/or cystine, wherein the liquid composition has a pH of 4.0-6.5, and wherein the liquid composition has an osmolarity of 300-720 mOsmol/L.

[0123] In some aspects, the present disclosure provides, a liquid composition comprising: (a) carbohydrate; (b) glutamate; (c) at least one ion selected from a group consisting of sodium, calcium, magnesium, chloride, and lactate; (d) at least one essential amino acid; and (e) an aqueous solution, wherein the liquid composition is substantially free of nonessential amino acids other than glutamate, wherein the liquid composition comprises 0-5 μM of cysteine and/or cystine, wherein the liquid composition has a pH of 4.0-6.5, and wherein the liquid composition has an osmolarity of 300-720 mOsmol/L. In some aspects, the present disclosure provides a liquid composition comprising: (a) carbohydrate; (b) at least one vitamin; (c) at least one ion selected from a group consisting of sodium, calcium, magnesium, chloride, and lactate; (d) at least one essential amino acid; and (e) an aqueous solution, wherein the liquid composition optionally comprises glutamate, wherein the liquid composition is substantially free of nonessential amino acids selected from alanine, asparagine, aspartate, cysteine, glycine, proline, glutamine, serine, and tyrosine, wherein the liquid composition comprises 0-5 μM of cysteine and/or cystine, wherein the

liquid composition has a pH of 4.0-6.5, and wherein the liquid composition has an osmolarity of 300-720 mOsmol/L.

[0124] In some aspects, the present disclosure provides a liquid composition comprising: (a) carbohydrate; (b) at least one ion selected from a group consisting of sodium, calcium, magnesium, chloride, and lactate; (c) at least one essential amino acid; and an aqueous solution, wherein the liquid composition comprises 0-50 μM of cysteine and/or cystine, wherein liquid composition has a pH of 4.0-6.5, and wherein the liquid composition has an osmolarity of 300-720 mOsmol/L.

[0125] In some aspects, the present disclosure provides a liquid composition comprising: (a) dextrose; (b) at least one ion selected from a group consisting of sodium, calcium, magnesium, chloride, and lactate; (c) at least one essential amino acid; and an aqueous solution, wherein the liquid composition comprises at least 10 μM of essential amino acid, wherein the liquid composition comprises 0-50 μM of cysteine and/or cystine, wherein liquid composition has a pH of 4.0-6.5, and wherein the liquid composition has an osmolarity of 300-720 mOsmol/L.

[0126] In some aspects, the present disclosure provides a liquid composition comprising: (a) carbohydrate; (b) at least one essential amino acid; and an aqueous solution, wherein the liquid composition comprises 0-50 μM of cysteine and/or cystine, and wherein the liquid composition is substantially free of nonessential amino acids.

[0127] In some embodiments, the carbohydrate is selected from a group consisting of dextrose, glucose, sucrose, fructose, and lactose. In an exemplary embodiment, the carbohydrate is dextrose. The liquid composition disclosed herein may comprise amount of dextrose that is 0.1-4.5 % w/v. In certain embodiments, the amount of the dextrose is 1.0-4.5 % w/v. The amount of the dextrose may be 1.5-4.25 % w/v. In an exemplary embodiment, the amount of the dextrose is 1.7-4.0 % w/v. In another embodiment, the amount of dextrose is 0.05-0.25 % w/v. The amount of the dextrose may be 0.08-0.22 % w/v. In an exemplary embodiment, the amount of the dextrose is 0.1-0.2 % w/v. The amount of dextrose in the liquid composition may be at least, approximately, or no more than 0.05, 0.1, 0.5, 1.0, 1.1, 1.2, 1.3, 1.4, 1.5, 1.6, 1.7, 1.8, 1.9, 2.0, 2.1, 2.2, 2.3, 2.4, 2.5, 2.6, 2.7, 2.8, 2.9, 3.0, 3.1, 3.2, 3.3, 3.4, 3.5, 3.6, 3.7, 3.8, 3.9, 4.0, 4.1, 4.2, 4.3, 4.4, 4.5, 4.6, 4.7, 4.8, 4.9, or 5.0 % w/v. The amount of dextrose in the liquid composition may depend on its intended application, such as use in peritoneal dialysis (PD) or use in hemodialysis (HD). For example, when used for peritoneal dialysis, the amount of dextrose in the liquid composition may be 1.0-4.5% w/v, such as 1.5-4.25 % w/v or 1.7-4.0 % w/v. When used for hemodialysis, the amount of dextrose in the liquid composition may be 0.05-0.50 % w/v, such as 0.08-0.25 % w/v or 0.1-0.25 % w/v.

[0128] In certain embodiments, the liquid composition comprises at least one essential amino acid selected from a group consisting of histidine, isoleucine, leucine, lysine, methionine, phenylalanine, threonine, tryptophan, valine, and arginine. In an exemplary embodiment, at least one of the essential amino acids is methionine. In an exemplary embodiment, at least one of the essential amino acids is arginine. In certain embodiments, the amount of at least one of the essential amino acid is at least 10 μM. The amount of at least one of the essential amino acid may be 10-300 μM. The amount of at least one of the essential amino acid may be 20-250 μM. The amount of at least one of the essential amino acid may be at least, approximately, or no more than 1, 5, 10, 20, 30, 40, 50, 60, 70, 80, 90, 100, 110, 120, 130, 140, 150, 160, 170, 180, 190, 200, 210, 220, 230, 240, 250, 260, 270, 280, 290, or 300 μM.

[0129] In certain embodiments, the liquid composition comprises at least two essential amino acids. The liquid composition may comprise at least three essential amino acids. The liquid composition may comprise at least four essential amino acids. The liquid composition may comprise at least five essential amino acids. The liquid composition may comprise at least six essential amino acids. The liquid composition may comprise at least seven essential amino acids. The liquid composition may comprise at least eight essential amino acids. The liquid composition may comprise at least nine essential amino acids. The liquid composition may comprise at least ten essential amino acids.

[0130] In certain embodiments, the liquid composition comprises at least one vitamin. The vitamin may be selected from a group consisting of vitamin A, vitamin B, vitamin C, vitamin D, vitamin E, vitamin K, and choline. In some embodiments, the amount of vitamin is at least, approximately, or no more than about 0.00001, 0.0001, 0.001, 0.01, 0.1, 1, 25, 50, 75, 100, 125, 150, 175 or 200 μM. The amount of vitamin may be approximately about 0.000010 to 200 μM. In some embodiments, the liquid composition comprises approximately at least 0.001, 100, or 1000μM of at least one vitamin. In an exemplary embodiment, the vitamin is vitamin C. In one embodiment, the liquid composition comprises at least approximately 1 μM of the vitamin C. The liquid composition may comprise at least approximately 7 μM of the vitamin C. The liquid composition may comprise at least approximately 1, 2, 3, 4, 5, 6, 7, 8, 9, or 10 μM of vitamin C. In an exemplary embodiment, the vitamin is vitamin B. In some embodiments, the liquid composition comprises 0.000005 to 1500μM of the vitamin B, such as 0.00005, 0.0005, 0.005, 0.05, 0.5, 1, 10, 100, 1000 or 1500μM. Vitamin B may include biotin, vitamin B1, vitamin B2, vitamin B3, vitamin B5, vitamin B6, vitamin B9, and/or vitamin B12.

[0131] In certain embodiments, the liquid composition comprises glutamate. The amount of glutamate may be at least, approximately, or no more than 1, 5, 20, 50, 100, 200, 300, 400, 500,

750, or 1000μM. The amount of glutamate may be approximately 2-500, 20-400, 75-300, or 100-200 μM. In some embodiments, the amount of glutamate increases glutamate in the blood by at least, approximately or no more than 25, 50, 75, 100, 125, 150, 175, 200, or 300μM. In certain embodiments, the amount of glutamate increases glutamate in the blood by at least 150μM.

[0132] In certain embodiments, the liquid composition further comprises an essential fatty acid, such as omega-6 and omega-3 fatty acids. In one embodiment, the essential fatty acid is an omega-3 fatty acid. The amount of essential fatty acid may be approximately 100, 150, 200, 250, 300, 350, 400, 450, 500, 600, 700, 800, 900, 1000, 1500, or 2000 mg per liter. In some embodiments, the amount of essential amino acids is 200-350 mg per liter.

[0133] In certain embodiments, the liquid composition further comprises at least one mineral. The mineral may be selected from a group consisting of iron, copper, chromium, fluoride, iodine, manganese, molybdenum, selenium, and zinc. In an embodiment, the liquid composition comprises at least 5 nM of the mineral. The amount of at least one of the mineral may be 5 nM-5 μM. In an exemplary embodiment, the liquid composition comprises 1 μM or more.

[0134] The liquid composition described herein comprises at least one ion. In certain embodiments, the amount of at least one ion is at least approximately 0.1 mEq/L. The amount of at least one ion may be 0.1-150 mEq/L. The amount of at least one ion may be at least approximately 0.1, 0.5, 1, 5, 10, 15, 20, 50, 75, 100, 125, or 150 mEq/L.

[0135] In some embodiments, the liquid composition is substantially free of at least one nonessential amino acid selected from alanine, asparagine, aspartate, cysteine, glycine, proline, glutamine, serine, and tyrosine. The liquid composition may be substantially free of at least 2, 3, 4, 5, 6, 7, 8, or 9 nonessential amino acids. The liquid composition may be free of at least one nonessential amino acid. The liquid composition may be free of at least 2, 3, 4, 5, 6, 7, 8, or 9 nonessential amino acids. The liquid composition may be free of nonessential amino acids other than glutamate. Alternatively, in certain embodiments, the liquid composition further comprises at least one nonessential amino acid. The nonessential amino acid can be selected from a group consisting of alanine, asparagine, aspartate, glutamic acid, glycine, proline, glutamine, serine, and tyrosine. In an embodiment, the liquid composition comprises at least two nonessential amino acids. The liquid composition may comprise at least three nonessential amino acids. The liquid composition may comprise at least four nonessential amino acids. The liquid composition may comprise at least five nonessential amino acids. The liquid composition may comprise at least six nonessential amino acids. The liquid composition may comprise at least seven nonessential amino acids. The liquid composition may comprise at least eight nonessential amino acids. The liquid composition may comprise at least nine nonessential amino acids. In one embodiment, the amount

of the nonessential amino acid is at least 5 approximately μM, such as 5, 10, 50, 75, 100, 125, 150, 175, 200, 225, 250, 275, 300, 325, 350, 375, 400, 425, 450, 475, 500, 525, 550, 575, 600, 625, 650, 675, or 700 μM. The amount of the nonessential amino acid may be 5-600 μM.

[0136] The liquid composition may comprise less than approximately 5 μM of cysteine and/or cystine. For example, the amount of cysteine and/or cystine may be 0, 0.1, 0.5, 1, 1.5, 2, 2.5, 3, 3.5, 4, 4.5, or 5 μM. In certain embodiments, the liquid composition comprises 0-4 μM of cysteine and/or cystine. The liquid composition may comprise 0-2.5 μM of cysteine and/or cystine, such as 0-1 μM of cysteine and/or cystine. In an exemplary embodiment, the liquid composition is substantially free of cysteine and/or cystine. The liquid composition may be free of cysteine and/or cystine.

[0137] In certain embodiments, the liquid composition has a pH of 5.0-6.5. The liquid composition may have a pH of 5.5-6.0. For example, the liquid composition may have a pH of approximately 6.0. The liquid composition may have a pH of approximately 5.5. The liquid composition may have a pH of approximately 5.0.

[0138] In certain embodiments, the liquid composition has an osmolarity of 300-500. The liquid composition may have an osmolarity of 300-400. In one embodiment, the liquid composition has an osmolarity of 300-350. The liquid composition may have an osmolarity of 400-500.

[0139] The liquid composition contains an aqueous solution that may be a sterile solution or a nonsterile solution. In some embodiments, the aqueous solution is sterile. In other embodiments, the aqueous solution is nonsterile. The liquid composition may be stored in a container that is ready to be used by the subject. The container may comprise a sufficient amount of liquid composition for use in any of the methods described herein. For example, the container may hold approximately 1, 2, or 2.5 liter of liquid composition. The liquid composition may be available as a ready-for-use dialysis solution.

[0140] ***Dry Composition / Concentrated Composition***

[0141] The present disclosure provides dialysis compositions. The dialysis composition may be in the form of a dry or concentrated composition. In some aspects, the present disclosure provides a dry or concentrated composition comprising glutamate. In some embodiments, the dry or concentrated composition comprises glutamate and at least one essential amino acid. The present disclosure also provides a dialysis composition comprising at least one vitamin. In some embodiments, the dry or concentrated composition comprises at least one vitamin and at least one essential amino acid. In some embodiments, the dry or concentrated composition is substantially free of cysteine and/or cystine.

[0142] In some aspects, the present disclosure provides, a dry composition comprising: (a) carbohydrate; (b) at least one vitamin; (c) at least one ion selected from a group consisting of sodium, calcium, magnesium, chloride, and lactate; (d) at least one essential amino acid; and (e) an aqueous solution, wherein the dry composition optionally comprises glutamate, wherein the dry composition comprises 0-5 μM of cysteine and/or cystine. In some aspects, the present disclosure provides, a dry composition comprising: (a) carbohydrate; (b) glutamate; (c) at least one vitamin; (d) at least one ion selected from a group consisting of sodium, calcium, magnesium, chloride, and lactate; and (e) at least one essential amino acid, wherein the dry composition comprises 0-10mg of cysteine and/or cystine.

[0143] In some aspects, the present disclosure provides a dry composition comprising: (a) carbohydrate; (b) at least one vitamin; (c) at least one ion selected from a group consisting of sodium, calcium, magnesium, chloride, and lactate; (d) at least one essential amino acid; and (e) an aqueous solution, wherein the liquid composition optionally comprises glutamate, wherein the dry composition is substantially free of nonessential amino acids selected from alanine, asparagine, aspartate, cysteine, glycine, proline, glutamine, serine, and tyrosine, and wherein the dry composition comprises 0-5 μM of cysteine and/or cystine. In some aspects, the present disclosure provides, a dry composition comprising: (a) carbohydrate; (b) glutamate; (c) at least one ion selected from a group consisting of sodium, calcium, magnesium, chloride, and lactate; and (d) at least one essential amino acid, wherein the dry composition is substantially free of nonessential amino acids other than glutamate, and wherein the dry composition comprises 0-10 mg of cysteine and/or cystine.

[0144] In some aspects, the present disclosure provides a dry composition comprising: (a) dextrose; (b) at least one ion selected from a group consisting of sodium, calcium, magnesium, chloride, and lactate; and (c) at least one essential amino acid, wherein the dry composition comprises at least 2 μg essential amino acid, and wherein the dry composition comprises 0-10 μg of cysteine and/or cystine.

[0145] In some aspects, the present disclosure provides a dry composition comprising: (a) carbohydrate; (b) at least one essential amino acid, wherein the dry composition comprises 0-10 μg of cysteine and/or cystine.

[0146] The dry composition described herein may be advantageous since it may minimize storage space, weight, and transport of water and may also increase the stability and thereby also the shelf-life of the dialysis components. The dry composition may be stable for long term storage and transportation. The dry composition may be available in a container, in which an aqueous solution may be added to the container to reconstitute the contents therein. The container may have the

capacity to hold approximately 1, 2, 2.5, 4 or 10 liter of aqueous solution. Aqueous solution may be added to the container prior to the administration of the composition to the subject for dialysis.

[0147] In some embodiments, the carbohydrate is selected from a group consisting of dextrose, glucose, sucrose, fructose, and lactose. In an exemplary embodiment, the carbohydrate is dextrose. The amount of dextrose in the dry composition may range from 0.1 g to 75 g. In certain embodiments, the amount of dextrose is approximately 5-75 g. The amount of the dextrose may be approximately 5, 10, 15, 20, 25, 30, 35, 40, 45, 50, 55, 60, 65, 70, or 75 g. The amount of the dextrose may be 10-50 g. In one embodiment, the amount of dextrose is approximately 10 g. In one embodiment, the amount of dextrose is approximately 50 g. In another embodiment, the amount of dextrose is 0.1 g-5 g. The amount of the dextrose may be approximately 0.1, 0.5, 1.0, 1.5, 2.0, 2.5, 3.0, 3.5, 4.0, 4.5 or 5.0 g. The amount of the dextrose may be 0.5-2.5 g. In one embodiment, the amount of dextrose is approximately 0.5 g. In one embodiment, the amount of dextrose is approximately 2 g. In certain embodiments, the amount of dextrose is approximately 10-99.5 % of the total composition. For example, the amount of dextrose may be 10, 20, 30, 40, 50, 60, 70, 75, 80, 85, 90, 95, or 99.5 % of the total composition. In an exemplary embodiment, the amount of dextrose is 70-95 % of the total composition.

[0148] In certain embodiments, the dry composition comprises at least one essential amino acid selected from a group consisting of histidine, isoleucine, leucine, lysine, methionine, phenylalanine, threonine, tryptophan, valine, and arginine. In an exemplary embodiment, at least one of the essential amino acid is methionine. In an exemplary embodiment, at least one of the essential amino acid is arginine. In certain embodiments, the amount of each essential amino acid is at least 2 μg. The amount of each essential amino acid may be at least, approximately, or no more than 1, 2, 5, 10, 15, 20, 25, 30, 40, 50, 60, 70, 80, 90, 100, 300, 500, 1000, or 1500 μg. The total amount of the essential amino acids may be at least, approximately, or no more than 100, 150, 200, 250, 300, 500, 1000, 2000, 3000, 5000, 6000, 7000, 7500 or 8000 μg.

[0149] In an embodiment, the dry composition comprises at least two essential amino acids. The dry composition may comprise at least three essential amino acids. The dry composition may comprise at least four essential amino acids. The dry composition may comprise at least five essential amino acids. The dry composition may comprise at least six essential amino acids. The dry composition may comprise at least seven essential amino acids. The dry composition may comprise at least eight essential amino acids. The dry composition may comprise at least nine essential amino acids. The dry composition may comprise at least ten essential amino acids.

[0150] In certain embodiments, the dry composition comprises at least one vitamin. The vitamin may be selected from a group consisting of vitamin A, vitamin B, vitamin C, vitamin D, vitamin

E, vitamin K, and choline. In some embodiments, the amount of vitamin is at least, approximately, or no more than 0.01, 0.05, 0.1, 0.5, 1, 10, 50, 100, 500, 750, 1000, 1250, or 1500µg. The amount of vitamin may be approximately 0.01-1500µg. In an exemplary embodiment, the vitamin is vitamin C. The dry composition may comprise at least approximately 1000 µg of vitamin C, such as approximately 1000, 1300, 1400, 1500, 1600, 1700, 1800, 1900, 2000, 2100, 2200, 2300, 2400, 2500, 2600, 2700, 2800, 2900, or 3000 µg of vitamin C. In an embodiment, the dry composition comprises at least approximately 2500 µg of vitamin C. The dry composition may comprise at least, approximately, or no more than 0.01µg of vitamin B, such as approximately 0.01, 0.05, 0.1, 0.5, 1, 1.5, 5, 10, 50, or 100 µg of vitamin B. Vitamin B may include biotin, vitamin B1, vitamin B2, vitamin B3, vitamin B5, vitamin B6, vitamin B9, and/or vitamin B12.

[0151] In certain embodiments, the dry composition comprises at least, approximately, or no more than 0.1 mg of glutamate, such as approximately 0.1, 1, 5, 10, 15, 20, 25, 30, 35, 40, 45 or 50 mg. The amount of glutamate may be 0.1-50 mg, 5-25mg, or 25-45 mg.

[0152] In certain embodiments, the dry composition further comprises an essential fatty acid, such as omega-6 and omega-3 fatty acids. In one embodiment, the essential fatty acid is an omega-3 fatty acid. In one embodiment, the essential fatty acid is an omega-3 fatty acid. The amount of essential fatty acid may be approximately 100, 150, 200, 250, 300, 350, 400, 450, 500, 750, 1000, 1100, 1200, 1300, 1400, 1500, 1600, 1700, 1800, 1900 or 2000 mg per liter. In some embodiments, the amount of essential amino acids is 1200-1600 mg per liter.

[0153] In certain embodiments, the dry composition further comprises at least one mineral. The mineral may be selected from a group consisting of iron, copper, chromium, fluoride, iodine, manganese, molybdenum, selenium, and zinc. In an embodiment, the dry composition comprises at least 0.3 µg of the mineral. For example, the dry composition comprises approximately 0.1, 1, 10, 50, 75, 100, 150, 200, 250, 300, 350, 400, 450, 500, 750, 1000, 1250, 1500, 2000, 2500, 3000, 3500, 4000, 4500, 5000 or 7500 µg. In an exemplary embodiment, the dry composition comprises approximately 400 µg. In another embodiment, the dry composition comprises approximately 800 µg.

[0154] The dry composition described herein comprises at least one ion. The ion may be, but are not limited to, sodium, calcium, magnesium, chloride, lactate or combinations thereof. In certain embodiments, the amount of at least one of the ion is at least approximately 0.1 µg. In one embodiment, the amount of at least one of the ion is at least approximately 0.5 µg. The amount of the ion may be at least approximately 0.1, 0.2, 0.3, 0.4, 0.5, 0.6, 0.7, 0.8, 0.9, 1.0, 1.1, 1.2, 1.3, 1.4, 1.5, 1.6, 1.7, 1.8, 1.9, or 2.0 µg. In certain embodiments, the amount of the ion is at least approximately 50 µmol. In one embodiment, the amount of ion is at least approximately 100 µmol.

The amount of ion may be at least approximately 200 µmol. The amount of ion may be at least approximately 250 µmol. The amount of the ion may be 50-300 µmol, such as 50, 60, 70, 80, 90, 100, 110, 120, 130, 140, 150, 160, 170, 180, 190, 200, 210, 220, 230, 240, 250, 260, 270, 280, 290, or 300 µmol.

[0155] In some embodiments, the dry composition is substantially free of at least one nonessential amino acid selected from alanine, asparagine, aspartate, cysteine, glycine, proline, glutamine, serine, and tyrosine. The dry composition may be substantially free of at least 2, 3, 4, 5, 6, 7, 8, or 9 nonessential amino acids. The dry composition may be free of at least one nonessential amino acid. The dry composition may be free of at least 2, 3, 4, 5, 6, 7, 8, or 9 nonessential amino acids. The dry composition may be free of nonessential amino acids other than glutamate. Alternatively, in certain embodiments, the dry composition further comprises at least one nonessential amino acid. The nonessential amino acid can be selected from a group consisting of alanine, asparagine, aspartate, glutamic acid, glycine, proline, glutamine, serine, and tyrosine. In an embodiment, the dry composition comprises at least two nonessential amino acids. The dry composition may comprise at least three nonessential amino acids. The dry composition may comprise at least four nonessential amino acids. The dry composition may comprise at least five nonessential amino acids. The dry composition may comprise at least six nonessential amino acids. The dry composition may comprise at least seven nonessential amino acids. The dry composition may comprise at least eight nonessential amino acids. The dry composition may comprise at least nine nonessential amino acids. In one embodiment, the amount of the nonessential amino acid is at least1 mg. The amount of the nonessential amino acid may be 1-100 mg. In some embodiments, the amount of nonessential amino acid is 1-300 mg, such as 1, 50, 100, 150, 200, 250, or 300 mg.

[0156] The present disclosure provides a dry composition comprising less than 10 mg of cysteine and/or cystine. For example, the dry composition may comprise approximately 0, 0.5, 1, 1.5, 2, 2.5, 3, 3.5, 4, 4.5, 5, 5.5, 6, 6.5, 7, 7.5, 8, 8.5, 9, 9.5 or 10 mg of cysteine and/or cystine. In certain embodiments, the dry composition comprises 0-10 mg of cysteine and/or cystine. In one embodiment, the dry composition comprises 0-2.5 mg of cysteine and/or cystine. In an exemplary embodiment, the dry composition is substantially free of cysteine and/or cystine. The dry composition may be free of cysteine and/or cystine.

[0157] In an exemplary embodiment, the liquid composition or dry composition comprises methionine. The molar ratio of dextrose to methionine of the liquid composition or dry composition may be greater or less than approximately 1, 50, 100, 250, 500, 1,000, 2,000, 3,000, 4,000, 5,000, 6,000, 7,000, 8,000, 9,000, 10,000, 10,500, 20,000, 30,000, 40,000, 50,500, 60,000, 70,000, 80,000, 90,000, or 100,000. In an exemplary embodiment, the molar ratio of dextrose to

methionine of the liquid composition or dry composition is greater or less than approximately 250, 500, 1,000, 2,000, 3,000, 4,000, 5,000, 6,000, 7,000, 8,000, 9,000, 10,000, or 10,500. In one embodiment, the molar ratio of dextrose to methionine of the compositions is approximately 250. In another embodiment, the molar ratio of dextrose to methionine of the compositions is approximately 10,500.

[0158] The molar ratio of cysteine to essential amino acids of the liquid composition or dry composition may be less than 0.01, 0.02, 0.03, 0.04, 0.05, 0.06, 0.08, 0.09, 0.1, 0.2, 0.3, 0.4, 0.5, 0.6, 0.7, 0.8, 0.9, 1, 2, 3, 4, 5, 10, 15, 20, 50, or 100. In one embodiment, the molar ratio of cysteine to methionine is less than 0.01, 0.02, 0.03, 0.04, 0.05, 0.06, 0.08, 0.09, 0.1, 0.2, 0.3, 0.4, 0.5, 0.6, 0.7, 0.8, 0.9, 1, 2, 3, 4, or 5.

[0159] The molar ratio of methionine to amino acids of the liquid composition or dry composition may be greater than about 0.01, 0.02, 0.03, 0.04, 0.05, 0.06, 0.08, 0.09, 0.1, 0.2, 0.3, 0.4, 0.5, 0.6, 0.7, 0.8, 0.9, 1, 2, 3, 4, 5, 10, 15, 20, 50, or 100. In some embodiments, the molar ratio of methionine to other amino acids of the liquid composition and dry composition may be greater than about 0.01, 0.02, 0.03, 0.04, 0.05, 0.06, 0.08, 0.09, 0.1, 0.2, 0.3, 0.4, 0.5, 0.6, 0.7, 0.8, 0.9, 1, 2, 3, 4, or 5.

[0160] In some embodiments, the molar ratio of methionine to alanine in the liquid composition or dry composition is greater than about 0.06, 0.08, 0.09, 0.1, 0.2, 0.3, 0.4, 0.5, 0.6, 0.7, 0.8, 0.9, 1, 2, 3, 4, or 5. In some embodiments, the molar ratio of methionine to arginine is greater than about 0.3, 0.4, 0.5, 0.6, 0.7, 0.8, 0.9, 1, 2, 3, 4, or 5. In some embodiments, the molar ratio of methionine to asparagine is greater than about 0.3, 0.4, 0.5, 0.6, 0.7, 0.8, 0.9, 1, 2, 3, 4, or 5. In some embodiments, the molar ratio of methionine to aspartic acid is greater than about 2, 3, 4, 5, 10, 15, 20, 50, or 100. In some embodiments, the molar ratio of methionine to β-alanine is greater than about 1, 2, 3, 4, 5, 10, 15, 20, 50, or 100. In some embodiments, the molar ratio of methionine to cystine is greater than about 0.5, 0.6, 0.7, 0.8, 0.9, 1, 2, 3, 4, or 5. In some embodiments, the molar ratio of methionine to glutamic acid is greater than about 0.3, 0.4, 0.5, 0.6, 0.7, 0.8, 0.9, 1, 2, 3, 4, or 5. In some embodiments, the molar ratio of methionine to glutamine is greater than about 0.04, 0.05, 0.06, 0.08, 0.09, 0.1, 0.2, 0.3, 0.4, 0.5, 0.6, 0.7, 0.8, 0.9, 1, 2, 3, 4, or 5. In some embodiments, the molar ratio of methionine to glycine is greater than about 0.1, 0.2, 0.3, 0.4, 0.5, 0.6, 0.7, 0.8, 0.9, 1, 2, 3, 4, or 5. In some embodiments, the molar ratio of methionine to histidine is greater than about 0.2, 0.3, 0.4, 0.5, 0.6, 0.7, 0.8, 0.9, 1, 2, 3, 4, or 5. In some embodiments, the molar ratio of methionine to isoleucine is greater than about 0.2, 0.3, 0.4, 0.5, 0.6, 0.7, 0.8, 0.9, 1, 2, 3, 4, or 5. In some embodiments, the molar ratio of methionine to leucine is greater than about 0.1, 0.2, 0.3, 0.4, 0.5, 0.6, 0.7, 0.8, 0.9, 1, 2, 3, 4, or 5. In some embodiments, the molar ratio of

methionine to phenylalanine is greater than about 0.4, 0.5, 0.6, 0.7, 0.8, 0.9, 1, 2, 3, 4, or 5. In some embodiments, the molar ratio of methionine to proline is greater than about 0.1, 0.2, 0.3, 0.4, 0.5, 0.6, 0.7, 0.8, 0.9, 1, 2, 3, 4, or 5. In some embodiments, the molar ratio of methionine to serine is greater than about 0.2, 0.3, 0.4, 0.5, 0.6, 0.7, 0.8, 0.9, 1, 2, 3, 4, or 5. In some embodiments, the molar ratio of methionine to threonine is greater than about 0.1, 0.2, 0.3, 0.4, 0.5, 0.6, 0.7, 0.8, 0.9, 1, 2, 3, 4, or 5. In some embodiments, the molar ratio of methionine to tryptophan is greater than about 0.3, 0.4, 0.5, 0.6, 0.7, 0.8, 0.9, 1, 2, 3, 4, or 5. In some embodiments, the molar ratio of methionine to tyrosine is greater than about 0.3, 0.4, 0.5, 0.6, 0.7, 0.8, 0.9, 1, 2, 3, 4, or 5. In some embodiments, the molar ratio of methionine to valine is greater than about 0.09, 0.1, 0.2, 0.3, 0.4, 0.5, 0.6, 0.7, 0.8, 0.9, 1, 2, 3, 4, or 5.

[0161] In certain embodiments, the molar ratio of methionine to minerals in the dry composition or liquid composition, such as iron, copper, chromium, fluoride, iodine, manganese, molybdenum, selenium and zinc, of the liquid composition or dry composition is greater than about 1, 5, 7, 8, 9, 10, 40, 50, 75, 90, 100, 500, 1,000, 1,100, 1,500, 1,900, 2,000, 2,300, 2,500, 2,800, 3,000, 4,000, 5,000, 6,000, 7,000, 8,000, 9,000, or 10,000. The molar ratio of methionine to iron may be greater than about 9, 10, 40, 50, 75, 90, 100, 500, or 1,000. The molar ratio of methionine to copper may be greater than about 90, 100, 500, 1,000, 1,100, 1,500, 1,900, or 2,000. The molar ratio of methionine to chromium may be greater than about 2,300, 2,500, 2,800, 3,000, 4,000, 5,000, 6,000, 7,000, 8,000, 9,000, or 10,000. The molar ratio of methionine to fluoride may be greater than about 7, 8, 9, 10, 40, 50, 75, 90, 100, 500, or 1,000. The molar ratio of methionine to iodide may be greater than about 1,100, 1,500, 1,900, 2,000, 2,300, 2,500, 2,800, 3,000, 4,000, 5,000, 6,000, 7,000, 8,000, 9,000, or 10,000. The molar ratio of methionine to manganese may be greater than about 40, 50, 75, 90, 100, 500, or 1,000. The molar ratio of methionine to molybdenum may be greater than about 2,800, 3,000, 4,000, 5,000, 6,000, 7,000, 8,000, 9,000, or 10,000. The molar ratio of methionine to selenium may be greater than about 1,900, 2,000, 2,300, 2,500, 2,800, 3,000, 4,000, 5,000, 6,000, 7,000, 8,000, 9,000, or 10,000. The molar ratio of methionine to zinc may be greater than about 8, 9, 10, 40, 50, 75, 90, 100, 500, or 1,000.

[0162] In some embodiments, the dry composition, concentrated composition or liquid composition comprises one or more components, such as dextrose, ions, buffer, amino acids, vitamins and minerals, in terms of molar ratio (dextrose to component), as depicted in Table 1 below.

Table 1: Dry Composition, Concentrated Composition and Liquid Composition Components

Dextrose (/L)	**mmole**
Hemodialysis only (HD)	5.5-11.0
peritoneal dialysis only (PD)	83-236
Osmolarity (mOsmol/L)	300-718
pH	6.0 (4.0-6.5)

Ionic Concentration (/L)	**mmole**	**Molar Ratio Range (dextrose to ion) HD**	**Molar Ratio Range (dextrose to ion) PD**
Sodium	132	0.042-0.083	0.63-1.79
Calcium	1.75	3.1-6.3	47.4-135
Potassium	2	2.75-5.5	41.5-118
Magnesium	0.25	22-44	332-944
Chloride	96	0.057-0.11	0.86-2.46

Buffer (L)	**mmole**	**Molar Ratio Range (dextrose to buffer) HD**	**Molar Ratio Range (dextrose to ion) PD**
HCO3	20-50	0.11-0.55	1.66-11.8
Acetate	2.0-5.0	1.1-5.5	16.6-118
Lactate	40	0.14-0.28	2.1-5.9

Amino acid (/L)	**micromole**	**Molar Ratio Range (dextrose to amino acid) HD**	**Molar Ratio Range (dextrose to ion) PD**
Alanine	347.5	16-32	239-679
Arginine	60.25	91-183	1,378-3,917
Asparagine	57.5	96-191	1,443-4,104
Aspartic acid	8	688-1,375	10,375-29,500
Beta-alanine	19.5	282-564	4,256-12,103
Cystine	40.25	137-273	2,062-5,863
Glutamic acid	72	76-153	1,153-3,278
Glutamine	547.5	10-20	152-431
Glycine	212.5	26-52	391-1,111
Histidine	83.5	66-132	994-2,826
Isoleucine	79.75	69-138	1,041-2,959
Leucine	119	46-92	697-1,983
Lysine	195	28-56	426-1,210
Methionine	22.25	247-494	3,730-10,607
Phenylalanine	55.25	100-199	1,502-4,271
Proline	222.5	25-49	373-1,061
Serine	109.75	50-100	756-2,150
Threonine	137.25	40-80	605-1,719
Tryptophan	66.5	83-165	1,248-3,549
Tyrosine	63.75	86-173	1,302-3,702
Valine	242.5	23-45	342-973

Vitamin (/L)	micromole	Molar Ratio Range (dextrose to vitamin) HD	Molar Ratio Range (dextrose to ion) PD
Vitamin A	0.052	105,769-211,538	1,596,154-4,538,462
Vitamin C	7.57	727-1,453	10,964-31,176
Vitamin B6	1.48	3,716-7,432	56,081-159,459
Vitamin E	0.90	6,111-12,222	92,222-262,222
Folate (Vit B9)	15.18	362-725	5,468-15,547
Vitamin D	0.0044	1,250,000-2,500,000	18,863,636-53,636,364
Vitamin K	0.0038	1,447,368-2,894,737	21,842,105-62,105,263
Thiamine	0.075	73,333-146,667	1,106,667-3,146,667
Riboflavin	0.053	103,774-207,547	1,566,038-4,452,830
Niacin	4.71	1,168-2,335	17,622-50,106
Vitamin B12	0.000030	183,333,333-366,666,667	2,766,666,667-7,866,666,667
Pantothenic acid	0.38	14,474-28,947	218,421-621,053
Biotin	0.0021	2,619,048-5,238,095	39,523,810-112,380,952
Choline	79.99	69-138	1,038-2,950
		105,769-211,538	1,596,154-4,538,462
Mineral (/L)	**micromole**	**Molar Ratio Range (dextrose to mineral) HD**	**Molar Ratio Range (dextrose to ion) PD**
Iron	2.3279	2-4,725	35,654-101,379
Copper	0.2360	23,305-46,610	351,695-1,000,000
Chromium	0.0096	572,917-1,145,833	8,645,833-24,583,333
Fluoride	3.1582	1,741-3,483	26,281-74,726
Iodine	0.0197	279,188-558,376	4,213,198-11,979,695
Manganese	0.5461	10,071-20,143	151,987-432,155
Molybdenum	0.0078	705,128-1,410,256	10,641,026-30,256,410
Selenium	0.0117	470,085-940,171	7,094,017-20,170,940
Zinc	2.6002	2,115-4,230	31,921-90,762

[0163] The dry composition may also be available in a concentrated form. In some aspects, the present disclosure provides a concentrated composition comprising a dry composition described herein, and an initial aqueous solution. The concentrated composition described herein may be advantageous since it may minimize storage space, weight, and transport of water and may also increase the stability and thereby also the shelf-life of the dialysis components. The concentrated composition may be stable for long term storage and transportation. The concentrated composition may be available in a container, in which additional aqueous solution may be added to the container to bring the solution to volume, at which point, the concentrated composition may be ready to use by the subject. The container may have the capacity to hold approximately 1, 2, 2.5, 4, or 10 liter of total aqueous solution. The additional aqueous solution may be added to the concentrated composition prior to administration to a subject for dialysis.

[0164] ***Food Composition***

[0165] In some aspects, the present disclosure provides a food composition comprising, by weight, at most (about) 1% cysteine/cystine.

[0166] In some embodiments of the food composition, essential amino acids comprise (or comprise about) 50%, 55%, 60%, 65%, 70%, 75%, 80%, 85%, 90%, or 95%, or any range between any two of the foregoing values, by weight of all amino acids of the food composition. In some embodiments of the food composition, essential amino acids comprise at least (or comprise at least about) 50%, 55%, 60%, 65%, 70%, 75%, 80%, 85%, 90%, or 95% by weight of all amino acids of the food composition. In some embodiments of the food composition, essential amino acids comprise at most (or comprise at most about) 50%, 55%, 60%, 65%, 70%, 75%, 80%, 85%, 90%, or 95% by weight of all amino acids of the food composition.

[0167] In some embodiments of the food composition, non-essential amino acids comprise (or comprise about) 10%, 15%, 20%, 25%, 30%, 35%, 40%, 45%, or 50%, or any range between any two of the foregoing values, by weight of all amino acids of the food composition. In some embodiments of the food composition, non-essential amino acids comprise at least (or comprise at least about) 10%, 15%, 20%, 25%, 30%, 35%, 40%, 45%, or 50% by weight of all amino acids of the food composition. In some embodiments of the food composition, non-essential amino acids comprise at most (or comprise at most about) 10%, 15%, 20%, 25%, 30%, 35%, 40%, 45%, or 50% by weight of all amino acids of the food composition.

[0168] In some embodiments of the food composition, sulfur-containing amino acid(s) comprise (or comprise about) 0.5%, 1%, 2%, 3%, 4%, 5%, 6%, 7%, 8%, 9%, 10%, 11%, 12%, 15%, or 20%, or any range between any two of the foregoing values, by weight of all amino acids of the food composition. In some embodiments of the food composition, sulfur-containing amino acid(s) comprise at least (or comprise at least about) 0.5%, 1%, 2%, 3%, 4%, 5%, 6%, 7%, 8%, 9%, 10%, 11%, 12%, 15%, or 20% by weight of all amino acids of the food composition. In some embodiments of the food composition, sulfur-containing amino acid(s) comprise at most (or comprise at most about) 0.5%, 1%, 2%, 3%, 4%, 5%, 6%, 7%, 8%, 9%, 10%, 11%, 12%, 15%, or 20% by weight of all amino acids of the food composition.

[0169] In some embodiments, the food composition comprises (or comprises about), by weight, 0.05%, 0.1%, 0.15%, 0.2%, 0.25%, 0.3%, 0.35%, 0.4%, 0.45%, 0.5%, 0.6%, 0.7%, 0.8%, 0.9%, 1%, 2%, or 5%, or any range between any two of the foregoing values, cysteine/cystine. In some embodiments, the food composition comprises at least (or comprises at least about), by weight, 0.05%, 0.1%, 0.15%, 0.2%, 0.25%, 0.3%, 0.35%, 0.4%, 0.45%, 0.5%, 0.6%, 0.7%, 0.8%, 0.9%, 1%, 2%, or 5% cysteine/cystine. In some embodiments, the food composition comprises at most

(or comprises at most about), by weight, 0.05%, 0.1%, 0.15%, 0.2%, 0.25%, 0.3%, 0.35%, 0.4%, 0.45%, 0.5%, 0.6%, 0.7%, 0.8%, 0.9%, 1%, 2%, or 5% cysteine/cystine.

[0170] In some embodiments, the food composition comprises (or comprises about), by weight, 0.05%, 0.1%, 0.15%, 0.2%, 0.25%, 0.3%, 0.35%, 0.4%, 0.45%, 0.5%, 0.6%, 0.7%, 0.8%, 0.9%, 1%, 2%, or 5%, or any range between any two of the foregoing values, alanine. In some embodiments, the food composition comprises at least (or comprises at least about), by weight, 0.05%, 0.1%, 0.15%, 0.2%, 0.25%, 0.3%, 0.35%, 0.4%, 0.45%, 0.5%, 0.6%, 0.7%, 0.8%, 0.9%, 1%, 2%, or 5% alanine. In some embodiments, the food composition comprises at most (or comprises at most about), by weight, 0.05%, 0.1%, 0.15%, 0.2%, 0.25%, 0.3%, 0.35%, 0.4%, 0.45%, 0.5%, 0.6%, 0.7%, 0.8%, 0.9%, 1%, 2%, or 5% alanine.

[0171] In some embodiments, the food composition comprises (or comprises about), by weight, 0.05%, 0.1%, 0.15%, 0.2%, 0.25%, 0.3%, 0.35%, 0.4%, 0.45%, 0.5%, 0.6%, 0.7%, 0.8%, 0.9%, 1%, 2%, 3%, 4%, 5%, 6%, 7%, 8%, 9%, 10%, 11%, 12%, 15%, or 20%, or a range between any two of the foregoing, non-cysteine/cystine sulfur-containing amino acid. In some embodiments, the food composition comprises at least (or comprises at least about), by weight, 0.05%, 0.1%, 0.15%, 0.2%, 0.25%, 0.3%, 0.35%, 0.4%, 0.45%, 0.5%, 0.6%, 0.7%, 0.8%, 0.9%, 1%, 2%, 3%, 4%, 5%, 6%, 7%, 8%, 9%, 10%, 11%, 12%, 15%, or 20% non-cysteine/cystine sulfur-containing amino acid. In some embodiments, the food composition comprises at most (or comprises at most about), by weight, 0.05%, 0.1%, 0.15%, 0.2%, 0.25%, 0.3%, 0.35%, 0.4%, 0.45%, 0.5%, 0.6%, 0.7%, 0.8%, 0.9%, 1%, 2%, 3%, 4%, 5%, 6%, 7%, 8%, 9%, 10%, 11%, 12%, 15%, or 20% non-cysteine/cystine sulfur-containing amino acid.

[0172] In some embodiments of the food composition, the non-cysteine/cystine sulfur-containing amino acid comprises methionine, taurine, or a combination thereof.

[0173] In some embodiments, the non-cysteine/cystine sulfur-containing amino acid comprises methionine. In some embodiments, the non-cysteine/cystine sulfur-containing amino acid comprises (or comprises about), by weight, 50%, 60%, 70%, 75%, 80%, 85%, 90%, 91%, 92%, 93%, 94%, 95%, 96%, 97%, 98%, or 99%, or any range between any two of the foregoing values, methionine. In some embodiments, the non-cysteine/cystine sulfur-containing amino acid comprises at least (or comprises at least about), by weight, 50%, 60%, 70%, 75%, 80%, 85%, 90%, 91%, 92%, 93%, 94%, 95%, 96%, 97%, 98%, or 99% methionine. In some embodiments, the non-cysteine/cystine sulfur-containing amino acid comprises at most (or comprises at most about), by weight, 50%, 60%, 70%, 75%, 80%, 85%, 90%, 91%, 92%, 93%, 94%, 95%, 96%, 97%, 98%, or 99% methionine.

[0174] In some embodiments, the non-cysteine/cystine sulfur-containing amino acid comprises taurine. In some embodiments, the non-cysteine/cystine sulfur-containing amino acid comprises (or comprises about), by weight, 0.5%, 1%, 2%, 3%, 4%, 5%, 6%, 7%, 8%, 9%, 10%, 15%, or 20%, or any range between any two of the foregoing values, taurine. In some embodiments, the non-cysteine/cystine sulfur-containing amino acid comprises at least (or comprises at least about), by weight, 0.5%, 1%, 2%, 3%, 4%, 5%, 6%, 7%, 8%, 9%, 10%, 15%, or 20% taurine. In some embodiments, the non-cysteine/cystine sulfur-containing amino acid comprises at most (or comprises at most about), by weight, 0.5%, 1%, 2%, 3%, 4%, 5%, 6%, 7%, 8%, 9%, 10%, 15%, or 20% taurine.

[0175] In some embodiments of the food composition, the food composition has a non-cysteine/cystine sulfur-containing amino acid to cysteine/cystine ratio of (or of about) 5, 5.5, 6, 6.5, 7, 7.5, 8, 8.5, 9, 9.5, 10, 10.5, 11, 12, 13, 14, or 15, or any range between any two of the foregoing values. In some embodiments of the food composition, the food composition has a non-cysteine/cystine sulfur-containing amino acid to cysteine/cystine ratio of at least (or of at least about) 5, 5.5, 6, 6.5, 7, 7.5, 8, 8.5, 9, 9.5, 10, 10.5, 11, 12, 13, 14, or 15. In some embodiments of the food composition, the food composition has a non-cysteine/cystine sulfur-containing amino acid to cysteine/cystine ratio of at most (or of at most about) 5, 5.5, 6, 6.5, 7, 7.5, 8, 8.5, 9, 9.5, 10, 10.5, 11, 12, 13, 14, or 15.

[0176] In some embodiments of the food composition, the food composition has a methionine to cysteine/cystine ratio of (or of about) 5, 5.5, 6, 6.5, 7, 7.5, 8, 8.5, 9, 9.5, 10, 10.5, 11, 12, 13, 14, or 15, or any range between any two of the foregoing values. In some embodiments of the food composition, the food composition has a methionine to cysteine/cystine ratio of at least (or of at least about) 5, 5.5, 6, 6.5, 7, 7.5, 8, 8.5, 9, 9.5, 10, 10.5, 11, 12, 13, 14, or 15. In some embodiments of the food composition, the food composition has a methionine to cysteine/cystine ratio of at most (or of at most about) 5, 5.5, 6, 6.5, 7, 7.5, 8, 8.5, 9, 9.5, 10, 10.5, 11, 12, 13, 14, or 15.

[0177] In some embodiments of the food composition, cysteine/cystine, if present, comprises (or comprises about), 0.01%, 0.02%, 0.03%, 0.04%, 0.05%, 0.1%, 0.2%, 0.3%, 0.4%, 0.5%, 1%, 2%, 3%, 4%, 5%, 6%, 7%, 8%, 9%, 10%, 11%, 12%, 13%, 14%, 15%, or 20%, or any range between any two of the foregoing values, by weight of total sulfur-containing amino acids. In some embodiments of the food composition, cysteine/cystine, if present, comprises at least (or comprises at least about), 0.01%, 0.02%, 0.03%, 0.04%, 0.05%, 0.1%, 0.2%, 0.3%, 0.4%, 0.5%, 1%, 2%, 3%, 4%, 5%, 6%, 7%, 8%, 9%, 10%, 11%, 12%, 13%, 14%, 15%, or 20%, by weight of total sulfur-containing amino acids. In some embodiments of the food composition, cysteine/cystine, if present, comprises at most (or comprises at most about), 0.01%, 0.02%, 0.03%, 0.04%, 0.05%, 0.1%, 0.2%,

0.3%, 0.4%, 0.5%, 1%, 2%, 3%, 4%, 5%, 6%, 7%, 8%, 9%, 10%, 11%, 12%, 13%, 14%, 15% or 20% by weight of total sulfur-containing amino acids.

[0178] In some embodiments, the food composition comprises (or comprises about), by weight, 0.5%, 1%, 1.5%, 2%, 2.5%, 3%, 3.5%, 4%, 4.5%, 5%, 5.5%, 6%, 6.5%, 7%, 7.5%, 8%, 8.5%, 9%, 9.5%, or 10%, or any range between any two of the foregoing values, arginine. In some embodiments, the food composition comprises at least (or comprises at least about), by weight, 0.5%, 1%, 1.5%, 2%, 2.5%, 3%, 3.5%, 4%, 4.5%, 5%, 5.5%, 6%, 6.5%, 7%, 7.5%, 8%, 8.5%, 9%, 9.5%, or 10% arginine. In some embodiments, the food composition comprises at most (or comprises at most about), by weight, 0.5%, 1%, 1.5%, 2%, 2.5%, 3%, 3.5%, 4%, 4.5%, 5%, 5.5%, 6%, 6.5%, 7%, 7.5%, 8%, 8.5%, 9%, 9.5%, or 10% arginine.

[0179] In some embodiments, the food composition comprises (or comprises about), by weight, 0.5%, 1%, 1.5%, 2%, 2.5%, 3%, 3.5%, 4%, 4.5%, 5%, 5.5%, 6%, 6.5%, 7%, 7.5%, 8%, 8.5%, 9%, 9.5%, 10%, 11%, 12%, 13%, 14%, 15%, or 20%, or any range between any two of the foregoing values, glutamic acid/glutamate. In some embodiments, the food composition comprises at least (or comprises at least about), by weight, 0.5%, 1%, 1.5%, 2%, 2.5%, 3%, 3.5%, 4%, 4.5%, 5%, 5.5%, 6%, 6.5%, 7%, 7.5%, 8%, 8.5%, 9%, 9.5%, 10%, 11%, 12%, 13%, 14%, 15%, or 20% glutamic acid/glutamate. In some embodiments, the food composition comprises at most (or comprises at most about), by weight, 0.5%, 1%, 1.5%, 2%, 2.5%, 3%, 3.5%, 4%, 4.5%, 5%, 5.5%, 6%, 6.5%, 7%, 7.5%, 8%, 8.5%, 9%, 9.5%, 10%, 11%, 12%, 13%, 14%, 15%, or 20% glutamic acid/glutamate.

[0180] In some embodiments, the food composition comprises one, two, three, four, five, six, seven, eight or nine essential amino acid selected from histidine, isoleucine, leucine, lysine, methionine, phenylalanine, threonine, tryptophan, and valine. In some embodiments, the food composition comprises at least one, at least two, at least three, at least four, at least five, at least six, at least seven, at least eight, or at least nine essential amino acid selected from histidine, isoleucine, leucine, lysine, methionine, phenylalanine, threonine, tryptophan, and valine. In some embodiments, the food composition comprises at most one, at most two, at most three, at most four, at most five, at most six, at most seven, at most eight, or at most nine essential amino acid selected from histidine, isoleucine, leucine, lysine, methionine, phenylalanine, threonine, tryptophan, and valine. In some embodiments, the food composition comprises all essential amino acids selected from histidine, isoleucine, leucine, lysine, methionine, phenylalanine, threonine, tryptophan, and valine.

[0181] In some embodiments, the food composition comprises (or comprises about), by weight, 0.05%, 0.1%, 0.2%, 0.3%, 0.4%, 0.5%, 1%, 2%, 3%, 4%, 5%, 6%, 7%, 8%, 9%, 10%, 15%, or

20%, or any range between any two of the foregoing values, asparagine. In some embodiments, the food composition comprises at least (or comprises at least about), by weight, 0.05%, 0.1%, 0.2%, 0.3%, 0.4%, 0.5%, 1%, 2%, 3%, 4%, 5%, 6%, 7%, 8%, 9%, 10%, 15%, or 20% asparagine. In some embodiments, the food composition comprises at most (or comprises at most about), by weight, 0.05%, 0.1%, 0.2%, 0.3%, 0.4%, 0.5%, 1%, 2%, 3%, 4%, 5%, 6%, 7%, 8%, 9%, 10%, 15%, or 20% asparagine.

[0182] In some embodiments, the food composition comprises (or comprises about), by weight, 0.05%, 0.1%, 0.2%, 0.3%, 0.4%, 0.5%, 1%, 2%, 3%, 4%, 5%, 6%, 7%, 8%, 9%, 10%, 15%, or 20%, or any range between any two of the foregoing values, aspartic acid/aspartate. In some embodiments, the food composition comprises at least (or comprises at least about), by weight, 0.05%, 0.1%, 0.2%, 0.3%, 0.4%, 0.5%, 1%, 2%, 3%, 4%, 5%, 6%, 7%, 8%, 9%, 10%, 15%, or 20% aspartic acid/aspartate. In some embodiments, the food composition comprises at most (or comprises at most about), by weight, 0.05%, 0.1%, 0.2%, 0.3%, 0.4%, 0.5%, 1%, 2%, 3%, 4%, 5%, 6%, 7%, 8%, 9%, 10%, 15%, or 20% aspartic acid/aspartate.

[0183] In some embodiments, the food composition comprises (or comprises about), by weight, 0.05%, 0.1%, 0.2%, 0.3%, 0.4%, 0.5%, 1%, 2%, 3%, 4%, 5%, 6%, 7%, 8%, 9%, 10%, 15%, or 20%, or any range between any two of the foregoing values, glutamine. In some embodiments, the food composition comprises at least (or comprises at least about), by weight, 0.05%, 0.1%, 0.2%, 0.3%, 0.4%, 0.5%, 1%, 2%, 3%, 4%, 5%, 6%, 7%, 8%, 9%, 10%, 15%, or 20% glutamine. In some embodiments, the food composition comprises at most (or comprises at most about), by weight, 0.05%, 0.1%, 0.2%, 0.3%, 0.4%, 0.5%, 1%, 2%, 3%, 4%, 5%, 6%, 7%, 8%, 9%, 10%, 15%, or 20% glutamine.

[0184] In some embodiments, the food composition comprises (or comprises about), by weight, 0.05%, 0.1%, 0.2%, 0.3%, 0.4%, 0.5%, 1%, 2%, 3%, 4%, 5%, 6%, 7%, 8%, 9%, 10%, 15%, or 20%, or any range between any two of the foregoing values, glycine. In some embodiments, the food composition comprises at least (or comprises at least about), by weight, 0.05%, 0.1%, 0.2%, 0.3%, 0.4%, 0.5%, 1%, 2%, 3%, 4%, 5%, 6%, 7%, 8%, 9%, 10%, 15%, or 20% glycine. In some embodiments, the food composition comprises at most (or comprises at most about), by weight, 0.05%, 0.1%, 0.2%, 0.3%, 0.4%, 0.5%, 1%, 2%, 3%, 4%, 5%, 6%, 7%, 8%, 9%, 10%, 15%, or 20% glycine.

[0185] In some embodiments, the food composition comprises (or comprises about), by weight, 0.05%, 0.1%, 0.2%, 0.3%, 0.4%, 0.5%, 1%, 2%, 3%, 4%, 5%, 6%, 7%, 8%, 9%, 10%, 15%, or 20%, or any range between any two of the foregoing values, proline. In some embodiments, the food composition comprises at least (or comprises at least about), by weight, 0.05%, 0.1%, 0.2%,

0.3%, 0.4%, 0.5%, 1%, 2%, 3%, 4%, 5%, 6%, 7%, 8%, 9%, 10%, 15%, or 20% proline. In some embodiments, the food composition comprises at most (or comprises at most about), by weight, 0.05%, 0.1%, 0.2%, 0.3%, 0.4%, 0.5%, 1%, 2%, 3%, 4%, 5%, 6%, 7%, 8%, 9%, 10%, 15%, or 20% proline.

[0186] In some embodiments, the food composition comprises (or comprises about), by weight, 0.05%, 0.1%, 0.2%, 0.3%, 0.4%, 0.5%, 1%, 2%, 3%, 4%, 5%, 6%, 7%, 8%, 9%, 10%, 15%, or 20%, or any range between any two of the foregoing values, serine. In some embodiments, the food composition comprises at least (or comprises at least about), by weight, 0.05%, 0.1%, 0.2%, 0.3%, 0.4%, 0.5%, 1%, 2%, 3%, 4%, 5%, 6%, 7%, 8%, 9%, 10%, 15%, or 20% serine. In some embodiments, the food composition comprises at most (or comprises at most about), by weight, 0.05%, 0.1%, 0.2%, 0.3%, 0.4%, 0.5%, 1%, 2%, 3%, 4%, 5%, 6%, 7%, 8%, 9%, 10%, 15%, or 20% serine.

[0187] In some embodiments, the food composition comprises (or comprises about), by weight, 0.05%, 0.1%, 0.2%, 0.3%, 0.4%, 0.5%, 1%, 2%, 3%, 4%, 5%, 6%, 7%, 8%, 9%, 10%, 15%, or 20%, or any range between any two of the foregoing values, tyrosine. In some embodiments, the food composition comprises at least (or comprises at least about), by weight, 0.05%, 0.1%, 0.2%, 0.3%, 0.4%, 0.5%, 1%, 2%, 3%, 4%, 5%, 6%, 7%, 8%, 9%, 10%, 15%, or 20% tyrosine. In some embodiments, the food composition comprises at most (or comprises at most about), by weight, 0.05%, 0.1%, 0.2%, 0.3%, 0.4%, 0.5%, 1%, 2%, 3%, 4%, 5%, 6%, 7%, 8%, 9%, 10%, 15%, or 20% tyrosine.

[0188] In some embodiments, the food composition comprises (or comprises about), by weight, 1%, 2%, 3%, 4%, 5%, 6%, 7%, 8%, 9%, 10%, 11%, 12%, 13%, 14%, 15%, 16%, 17%, 18%, 19%, 20%, 21%, 22%, 23%, 24%, 25%, 26%, 27%, 28%, 29%, 30%, 35%, 40%, 45%, 50%, 60%, 70%, 80%, or 90%, or any range between any two of the foregoing values, protein. In some embodiments, the food composition comprises at least (or comprises at least about), by weight, 1%, 2%, 3%, 4%, 5%, 6%, 7%, 8%, 9%, 10%, 11%, 12%, 13%, 14%, 15%, 16%, 17%, 18%, 19%, 20%, 21%, 22%, 23%, 24%, 25%, 26%, 27%, 28%, 29%, 30%, 35%, 40%, 45%, 50%, 60%, 70%, 80%, or 90% protein/amino acids. In some embodiments, the food composition comprises at most (or comprises at most about), by weight, 1%, 2%, 3%, 4%, 5%, 6%, 7%, 8%, 9%, 10%, 11%, 12%, 13%, 14%, 15%, 16%, 17%, 18%, 19%, 20%, 21%, 22%, 23%, 24%, 25%, 26%, 27%, 28%, 29%, 30%, 35%, 40%, 45%, 50%, 60%, 70%, 80%, or 90% protein/amino acids.

[0189] In some embodiments, the food composition comprises (or comprises about), by weight, 1%, 2%, 3%, 4%, 5%, 6%, 7%, 8%, 9%, 10%, 11%, 12%, 13%, 14%, 15%, 16%, 17%, 18%, 19%, 20%, 21%, 22%, 23%, 24%, 25%, 26%, 27%, 28%, 29%, 30%, 35%, 40%, 45%, 50%, 60%, 70%,

80%, or 90%, or any range between any two of the foregoing values, of total amino acids. In some embodiments, the food composition comprises at least (or comprises at least about), by weight, 1%, 2%, 3%, 4%, 5%, 6%, 7%, 8%, 9%, 10%, 11%, 12%, 13%, 14%, 15%, 16%, 17%, 18%, 19%, 20%, 21%, 22%, 23%, 24%, 25%, 26%, 27%, 28%, 29%, 30%, 35%, 40%, 45%, 50%, 60%, 70%, 80%, or 90% of total amino acids. In some embodiments, the food composition comprises at most (or comprises at most about), by weight, 1%, 2%, 3%, 4%, 5%, 6%, 7%, 8%, 9%, 10%, 11%, 12%, 13%, 14%, 15%, 16%, 17%, 18%, 19%, 20%, 21%, 22%, 23%, 24%, 25%, 26%, 27%, 28%, 29%, 30%, 35%, 40%, 45%, 50%, 60%, 70%, 80%, or 90% of total amino acids.

[0190] In some embodiments, the food composition further comprises a pharmaceutically active agent. In some embodiments, the pharmaceutically active agent is an anti-cancer therapeutic, an anti-obesity therapeutic, or an anti-NASH (non-alcoholic steatohepatitis) therapeutic.

[0191] In some embodiments, the food composition is packaged as a solid food, semi-solid food, soup, broth, or beverage. In some embodiments, the food composition is packaged as a food product selected from a group consisting of a snack bar, cereal product, bakery product, soup product, broth product, dairy product, and porridge. In some embodiments, the food composition is a soup or broth, or a nutritional shake. In some embodiments, the food composition is a soup or broth. In some embodiments, the food composition is a nutritional shake.

[0192] In some aspects, the present disclosure provides a food composition comprising: (a) a cysteine devoid protein source; (b) at least one essential amino acid; and (c) at least one nonessential amino acid selected from a group consisting of alanine, asparagine, aspartate, glutamic acid, glycine, and proline, wherein each nonessential amino acid is 0-1% wt/wt of protein of the food composition, wherein the food composition comprises 0-1% wt/wt of cysteine and/or cystine of protein of the food composition, and wherein the food composition comprises at least 6% wt/wt of protein.

[0193] In some aspects, the present disclosure provides a food composition comprising: (a) a cysteine devoid protein source; (b) at least one essential amino acid; (c) at least one nonessential amino acid selected from a group consisting of alanine, asparagine, aspartate, glutamic acid, glycine, and proline, and (d) 0-1% arginine wt/wt of protein in the food composition, wherein each of the nonessential amino acid is 0-1% wt/wt of protein in the food composition, wherein the food composition comprises 0-1% cysteine and/or cystine wt/wt of protein in the food composition, and wherein the food composition comprises at least 6% wt/wt of protein.

[0194] In certain embodiments, the amount of each nonessential amino acid, selected from a group consisting of alanine, asparagine, aspartate, glutamic acid, glycine, and proline, is 0-2% wt/wt of the protein in the food composition. The amount of each nonessential amino acid may be

approximately 0.01, 0.02, 0.03, 0.04, 0.05, 0.06, 0.07, 0.08, 0.09, 0.1, 0.2, 0.3, 0.4, 0.5, 0.6, 0.7, 0.8, 0.9, 1.0, 1.1, 1.2, 1.3, 1.4, 1.5, 1.6, 1.7, 1.8, 1.9, or 2.0 % wt/wt of the protein. The amount of each nonessential amino acid may be 0-1% wt/wt of the protein in the food composition. In one embodiment, the amount of each nonessential amino acid is 0-0.1% wt/wt of the protein in the food composition. In some embodiments, the food composition comprises at least two of the nonessential amino acid selected from a group consisting of alanine, asparagine, aspartate, glutamic acid, glycine, and proline. The food composition may comprise at least three of the nonessential amino acid selected from a group consisting of alanine, asparagine, aspartate, glutamic acid, glycine, and proline. The food composition may comprise at least four of the nonessential amino acid selected from a group consisting of alanine, asparagine, aspartate, glutamic acid, glycine, and proline. The food composition may comprise at least five of the nonessential amino acid selected from a group consisting of alanine, asparagine, aspartate, glutamic acid, glycine, and proline. The food composition may comprise at least six of the nonessential amino acid selected from a group consisting of alanine, asparagine, aspartate, glutamic acid, glycine, and proline. In some embodiments, at least one of the nonessential amino acid is glycine. In some embodiments, at least one of the nonessential amino acid is proline.

[0195] In certain embodiments, the amount of the cysteine and/or cystine is 0-2% wt/wt of the protein in the food composition. The amount of the cysteine and/or cystine may be 0-1% wt/wt of the protein in the food composition, such as 0, 0.01, 0.02, 0.03, 0.04, 0.05, 0.06, 0.07, 0.08, 0.09, 0.1, 0.2, 0.3, 0.4, 0.5, 0.6, 0.7, 0.8, 0.9, or 1% wt/wt of the protein. In an exemplary embodiment, the amount of cysteine and/or cystine is 0-0.2% wt/wt of the protein in the food composition. In one embodiment, the amount of cysteine and/or cystine is approximately 0-0.1% wt/wt of the protein in the food composition. In another embodiment, the amount of cysteine and/or cysteine is 0-0.04% wt/wt of the food composition, such as approximately 0, 0.01, 0.02, 0.03, or 0.04% wt/wt of the food composition.

[0196] In certain embodiments, the amount of arginine is 0-2% wt/wt of the protein in the food composition. The amount of arginine may be 0-1% wt/wt of the protein in the food composition, such as 0, 0.01, 0.02, 0.03, 0.04, 0.05, 0.06, 0.07, 0.08, 0.09, 0.1, 0.2, 0.3, 0.4, 0.5, 0.6, 0.7, 0.8, 0.9, or 1% wt/wt of the protein.

[0197] In some aspects, the present disclosure provides a food composition comprising: (a) a cysteine devoid protein source; (b) at least one essential amino acid; and (c) at least six nonessential amino acids selected from the group consisting of alanine, asparagine, aspartate, glutamic acid, glycine, proline, glutamine, serine, tyrosine, and cysteine, wherein each

nonessential amino acid is 0-1% wt/wt of protein in the food composition, and wherein the food composition comprises at least 6% wt/wt of protein.

[0198] In some aspects, the present disclosure provides a food composition comprising: (a) a cysteine devoid protein source; (b) at least one essential amino acid; and (c) at least six nonessential amino acids selected from the group consisting of alanine, asparagine, aspartate, glutamic acid, glycine, proline, glutamine, serine, tyrosine, and cysteine, and (d) 0-1% arginine wt/wt of protein in the food composition, wherein each of the nonessential amino acid is 0-1% wt/wt of protein in the food composition, and wherein the food composition comprises at least 6% wt/wt of protein.

[0199] In some aspects, the present disclosure provides a food composition comprising: (a) at least one essential amino acid; and (b) glutamate, wherein the food composition is substantially free of nonessential amino acids other than glutamate. In some aspects, the present disclosure provides a food composition comprising: (a) at least one essential amino acid; (b) glutamate; and (c) arginine, wherein the food composition is substantially free of nonessential amino acids other than glutamate.

[0200] In certain embodiments, the amount of each nonessential amino acid selected from a group consisting of alanine, asparagine, aspartate, glutamic acid, glycine, proline, glutamine, serine, tyrosine, and cysteine is 0-2% wt/wt of the protein in the food composition. The amount of each nonessential amino acid may be approximately 0.01, 0.02, 0.03, 0.04, 0.05, 0.06, 0.07, 0.08, 0.09, 0.1, 0.2, 0.3, 0.4, 0.5, 0.6, 0.7, 0.8, 0.9, 1.0, 1.1, 1.2, 1.3, 1.4, 1.5, 1.6, 1.7, 1.8, 1.9, or 2.0% wt/wt of the protein. The amount of each nonessential amino acid may be 0-1% wt/wt of the protein in the food composition. In one embodiment, the amount of each nonessential amino acid is 0-0.1% wt/wt of the protein in the food composition.

[0201] In some embodiments, the food composition comprises at least seven of the nonessential amino acid selected from a group consisting of alanine, asparagine, aspartate, glutamic acid, glycine, proline, glutamine, serine, tyrosine, and cysteine. The food composition may comprise at least eight of the nonessential amino acid selected from a group consisting of alanine, asparagine, aspartate, glutamic acid, glycine, proline, glutamine, serine, tyrosine, and cysteine. The food composition may comprise at least nine of the nonessential amino acid selected from a group consisting of alanine, asparagine, aspartate, glutamic acid, glycine, proline, glutamine, serine, tyrosine, and cysteine. The food composition may comprise at least ten of the nonessential amino acid selected from a group consisting of alanine, asparagine, aspartate, glutamic acid, glycine, proline, glutamine, serine, tyrosine, and cysteine. The food composition may comprise at least six of the nonessential amino acids are selected from the group consisting of glycine, proline,

glutamine, serine, tyrosine, and cysteine. In some embodiments, at least one of the nonessential amino acid is glycine. In some embodiments, at least one of the nonessential amino acid is proline. In an exemplary embodiment, at least one of the nonessential acids is cysteine. When the food composition comprises cysteine, the amount of cysteine and/or cystine is 0-2% wt/wt of protein in the food composition. The amount of the cysteine and/or cystine may be approximately 0-1% wt/wt of the protein in the food composition, such as approximately 0, 0.1, 0.2, 0.3, 0.4, 0.5, 0.6, 0.7, 0.8, 0.9, or 1% wt/wt of the protein. In an exemplary embodiment, the amount of cysteine and/or cystine is 0-0.2% wt/wt of the protein in the food composition. In one embodiment, the amount of cysteine and/or cystine is 0-0.1% wt/wt of the protein in the food composition. In another embodiment, the amount of cysteine and/or cysteine is 0-0.04% wt/wt of the food composition, such as approximately 0, 0.01, 0.02, 0.03, or 0.04% wt/wt of the food composition. In an exemplary embodiment, the food composition is substantially free of cysteine and/or cystine. The food composition may be free of cysteine and/or cystine.

[0202] In certain embodiments, the amount of arginine is 0-2% wt/wt of the protein in the food composition. The amount of arginine may be 0-1% wt/wt of the protein in the food composition, such as 0, 0.01, 0.02, 0.03, 0.04, 0.05, 0.06, 0.07, 0.08, 0.09, 0.1, 0.2, 0.3, 0.4, 0.5, 0.6, 0.7, 0.8, 0.9, or 1% wt/wt of the protein.

[0203] Any food composition as described herein, in certain embodiments, the amount of the cysteine devoid protein source is at least 1 % wt/wt of the food composition. The cysteine devoid protein source may be gelatin. The amount of the a cysteine devoid protein source may be 0.1, 0.5, 1.0, 1.5, 2.0, 2.5, 3.0, 3.5, 4.0, 4.5, 5.0, 5.5, 6.0, 6.5, 7.0, 7.5, 8.0, 8.5, 9.0, 9.5, or 10.0 % wt/wt of the food composition. In some embodiments, the amount of the cysteine devoid protein source is 1-5 % of the food composition.

[0204] Any food composition described herein, in certain embodiments, the amount of protein is at least approximately 5% of the total weight of the food composition. The amount of protein in the food composition may be approximately 5, 6, 7, 8, 9, 10, 11, 12, 13, 14, 15, 16, 17, 18, 19, 20, 21, 22, 23, 24 or 25% of the total weight of the food composition. In one embodiment, the amount of protein is approximately 6% of the total weight of the food composition. In another embodiment, the amount of protein is approximately 16% of the total weight of the food composition.

[0205] Any food composition as described herein, in certain embodiments, the essential amino acid is selected from a group consisting of arginine, histidine, isoleucine, leucine, lysine, methionine, phenylalanine, threonine, tryptophan, and valine. In certain embodiments, the essential amino acid is selected from a group consisting of histidine, isoleucine, leucine, lysine, methionine, phenylalanine, threonine, tryptophan, and valine. In an exemplary embodiment, the

essential amino acid is methionine. In an exemplary embodiment, the essential amino acid is arginine. The essential amino acid may be approximately 1, 2, 3, 4, 5, 6, 7, 8, 9, 10, 11, 12, 13, 14, 15, 20, 25, 30, 35, 40, 45, 50, 55, 60, 65, 70, or 75% wt/wt of the food composition. In some embodiments, the essential amino acid is at least approximately 2% wt/wt of the food composition. The amount of the essential amino acid may be 2-30 % wt/wt of the food composition. In an exemplary embodiment, the amount of the essential amino acid is approximately 8% wt/wt of the food composition.

[0206] In one embodiment, the food composition comprises at least two essential amino acids. The food composition may comprise at least three essential amino acids. The food composition may comprise at least four essential amino acids. The food composition may comprise at least five essential amino acids. The food composition may comprise at least six essential amino acids. The food composition may comprise at least seven essential amino acids. The food composition may comprise at least eight essential amino acids. The food composition may comprise at least nine essential amino acids. The food composition may comprise at least ten essential amino acids.

[0207] Any food composition described herein may further comprise at least one vitamin. The vitamin may be selected from a group consisting of vitamin A, vitamin B, vitamin C, vitamin D, vitamin E, vitamin K, and choline. In an exemplary embodiment, the vitamin is vitamin C. In one embodiment, the food composition comprises at least approximately 10 mg of vitamin C per kg of the food composition. The food composition may comprise approximately 10, 15, 20, 25, 30, 40, 45, 50, 55, or 60 mg of vitamin C per kg of the food composition. In an exemplary embodiment, the food composition comprises approximately 40 mg of vitamin C per kg of the food composition.

[0208] In certain embodiments, any food compositions described herein further comprises an essential fatty acid, such as omega-6 and omega-3 fatty acids. In one embodiment, the essential fatty acid is an omega-3 fatty acid. The amount of essential fatty acid may be approximately 100, 150, 200, 250, 300, 350, 400, 450, 500, 750, 1000, 1100, 1200, 1300, 1400, 1500, 1600, 1700, 1800, 1900 or 2000 mg per liter. In some embodiments, the amount of essential amino acids is 1200-1600 mg per liter. In some embodiments, the amount of essential amino acids is 100-200 mg per liter.

[0209] In certain embodiments, any food compositions described herein further comprises at least one mineral. The mineral may be selected from a group consisting of iron, copper, chromium, fluoride, iodine, manganese, molybdenum, selenium, and zinc. In an embodiment, the food composition comprises at least approximately 1 % w/w of mineral, such as 1, 2, 3, 4, or 5 % w/w of mineral in the food composition. The amount of at least one of the mineral may be 0.05 mg-20

g per kg of the food composition, such as approximately 0.1, 1, 10, 50, 100, 500, 1,000, 5,000, 10,000 or 20,000 mg of mineral per kg of the food composition.

[0210] Any food compositions described herein further comprise at least one ion. In certain embodiments, the amount of at least one ion is at least 0.1% w/w, such as 0.1, 0.5, 1.0, 1.5, 2.0, 2.5, 3.0 % w/w of ion in the food composition. The amount of at least one ion may be 0.05-20 g per kg food, such as approximately 0.05, 0.1, 1, 5, 10, 15, or 20 g of ion per kg of the food composition.

[0211] Any food compositions described herein further comprise glutamate. In some embodiments, the food composition comprises at least, approximately, or no more than 0.1 mg of glutamate, such as approximately 0.1, 1, 5, 10, 15, 20, 25, 30, 35, 40, 45 or 50 mg. The amount of glutamate may be 0.1-50 mg, 5-25mg, or 25-45 mg.

[0212] In some embodiments, any of the food compositions described herein comprise at least approximately 10% wt/wt of amino acids, such as 10, 11, 12, 13, 14, 15, 16, 17, 18, 19, or 20% w/w or amino acids. In some embodiments, the food composition comprises approximately 14% wt/wt of amino acids. In some embodiments, the food composition comprises approximately 17% wt/wt of amino acids. In some embodiments, the food composition comprises 10-20 % w/w of total amino acids. The food composition may comprise 14-17 % w/w of total amino acids.

[0213] Any food composition as described herein, in certain embodiments, the food composition further comprises a pharmaceutically active agent. The amount of pharmaceutical agent, or any other component used in the food compositions described herein can be used in an amount that is therapeutically effective. The therapeutic amount can be assessed for individual subjects, or for groups of subjects. The group of subjects can be all potential subjects, or subjects having a particular characteristic such as age, weight, race, gender, or physical activity level. The pharmaceutically active agent may include anti-cancer therapeutics, such as mesna. The pharmaceutically active agent provided to the subject may be approximately 5, 10, 50, 100, 500, 1000, 1200, 1500, 2000, 2500, or 3000 mg. In some embodiments, the pharmaceutically active agent provided to the subject is 10-2000 mg. In some embodiments, the mesna is provided to the subject is 200-1200 mg. In some embodiments, the pharmaceutically active agent is an anti-obesity therapeutic.

[0214] Methods of Use

[0215] The invention provides for methods of treating (including preventing) cancer, metabolic diseases, such as obesity, renal disease, and/or NASH in subjects in need thereof. The method can include the reduction, depletion and/or supplementation of certain nutrients to the subject's diet. The method can include administering to the subject a food composition described herein that has

no more than certain amounts of pre-selected nutrients. The nutrients that are reduced or depleted can be certain nutrients that are demanded at a higher level or degree by cancerous cells as compared to non-cancerous cells. The subject's diet can be controlled by administering to the subject a food composition wherein the subject does not eat any other foods or nutrients other than those that are part of the food composition, or permitted under the regimen. Therefore, the food composition may consist of all of the foods provided to the subject, and the food composition may have only certain amounts of pre-selected nutrients. The food composition can be designed such that the nutrients provided to or ingested by the subject are evaluated or determined on an hourly, daily, weekly or monthly basis. For any numbers provided herein that are described on a daily basis, the invention provides for proportionally scaled numbers for such amounts on an hourly, weekly or monthly basis. The food composition can be provided to the subject, alone or in combination with the dry composition, concentrated composition or liquid composition, until consistent and significant improvement is seen in the subject, and may be modified at any point of the treatment to fit the needs of the subject.

[0216] The methods described herein also include the reduction, depletion and/or supplementation of certain nutrients in the subject's system, such as blood levels, through dialysis. The present disclosure envisions methods of performing dialysis. Dialysis machines for performing dialysis, such as Freedom Cycler (Fresenius Medical Care), HomeChoice PRO™ (Baxter Healthcare Corporation), HomeChoice™ (Baxter Healthcare Corporation), Liberty® Cycler (Fresenius Medical Care), Newton™ IQ Cycler System (Fresenius Medical Care), 2008K@Home™ (Fresenius Medical Care), NxStage® System One™ with PureFlow™ SL (NxStage Medical, Inc.), Quanta SC+ (Quanta Dialysis Technologies) and the like are known in the art, and may be used to carry out the methods described herein. The methods can include administering to the subject a liquid composition, concentrated composition, or dry composition described herein that has no more than certain pre-selected nutrients, which can be used alone or in combination with a diet that administers a food composition. In a preferred embodiment, the methods comprise placing a subject in need thereof on a nutritional diet with any of the food compositions disclosed herein and on dialysis with a dialysate composition (liquid composition, dry composition, or concentrated composition). In some embodiments, the subject is placed on a nutritional diet before, during, and/or after dialysis treatment. The nutrients that are reduced or depleted can be certain nutrients that are demanded at a higher level or degree by cancerous cells as compared to non-cancerous cells. The levels of these nutrients can be controlled by administering to the subject a dry composition, concentrated composition, or liquid composition and periodically monitoring the subject. For example, the methods may involve administering the composition to draw waste,

fluid, and/or certain nutrients, such as cysteine and/or cystine, from the subject's blood. The dry composition, concentrated composition, or liquid composition may consist of a substantial amount of nutrients necessary for the subject, such as one or more essential amino acids, arginine, and glutamate. The methods may also involve administering the composition to provide the subject with necessary nutrients. The dialysate composition may be in the subject body as long necessary for the composition to exchange waste, fluids, and/or nutrients with the body. The exchange (drain and refill) may be facilitated by the subject or with the assistance of a machine. In some embodiments, the exchange takes at least 15, 20, 25, 30, 35, 40, 45, 50, 55, or 60 minutes.

[0217] The dry composition, concentrated composition or liquid composition can be designed such that the nutrients provided to the subject are evaluated or determined on an hourly, daily, weekly or monthly basis. For any numbers provided herein that are described on a daily basis, the invention provides for proportionally scaled numbers for such amounts on an hourly, weekly or monthly basis. The dry composition, concentrated composition, or liquid composition, alone or in combination with a food composition, can be provided to the subject until consistent and significant improvement is seen in the subject, and may be modified at any point of the treatment to fit the needs of the subject.

[0218] In some embodiments, the subject undergoes peritoneal dialysis. Peritoneal dialysis may involve the insertion of a flexible tube, such as a catheter, into the subject. The catheter may go inside the subject's abdomen or chest to outside the subject's body through an incision in the subject's skin. The catheter can fill the abdomen with dialysate **FIG. 14** illustrates an exemplary dialysis system.

[0219] In some embodiments, the subject undergoes hemodialysis.

[0220] ***Treating cancer***

[0221] The methods described herein may comprise providing a composition described herein. In some aspects, the present disclosure provides a method for treating cancer in a subject in need thereof, the method comprising administering to the subject any food composition described herein, and administering to the subject a liquid composition described herein, a dry composition described herein, or a concentrated composition described herein.

[0222] In some aspects, the present disclosure provides a method for treating cancer in a subject in need thereof, the method comprising administering to the subject a liquid composition described herein, a dry composition described herein, or a concentrated composition described herein.

[0223] In some aspects, the present disclosure provides a method for treating cancer in a subject in need thereof, the method comprising administering to the subject any food composition described herein.

[0224] In certain embodiments, treating cancer is characterized by a reduction in tumor size. The tumor size may be reduced by at least 10, 15, 20, 25, 30, 35, 40, 45, 50, 55, 60, 65, 70, 75, 80, 85, 90, 95, or 100% of the initial tumor size prior to treatment. The tumor may be reduced by at least 30%. The tumor may be reduced by at least 50%. The tumor may be reduced by at least 80%. The reduction of tumor size may be 10-100%. The reduction of tumor size may be 30-100%.

[0225] In certain embodiments, treating cancer is characterized by a reduction in circulated cancer cell counts. The circulated cancer cell count may be reduced by at least 10, 15, 20, 25, 30, 35, 40, 45, 50, 55, 60, 65, 70, 75, 80, 85, 90, 95, or 100% of the initial circulated cancer cell count prior to treatment. The circulated cancer cell count may be reduced by at least 30%. The circulated cancer cell count may be reduced by at least 50%. The circulated cancer cell count may be reduced by at least 80%. The reduction of circulated cancer cell count may be 10-100%. The reduction of circulated cancer cell count may be 30-100%.

[0226] The methods of the present disclosure include monitoring levels of cysteine and/or cystine in the subject's blood. Monitoring cysteine and/or cystine may be used to modify the existing treatment in order to reduce the levels of cysteine and/or cystine to therapeutic levels.

[0227] In certain embodiments, treating cancer is characterized by decreased levels of plasma cysteine. The levels of plasma cysteine may be reduced by at least 10, 15, 20, 25, 30, 35, 40, 45, 50, 55, 60, 65, 70, 75, 80, 85, 90, 95, or 100% of the initial levels of plasma cysteine prior to treatment. The levels of plasma cysteine may be reduced by at least 30%. The levels of plasma cysteine may be reduced by at least 50%. The levels of plasma cysteine may be reduced by at least 80%. The levels of plasma cysteine may be reduced by at least 90%. The levels of plasma cysteine may be reduced by at least 95%. The levels of plasma cysteine may be 30-100%.

[0228] Administering a composition described herein may result in a reduction of blood levels of cysteine and/or cystine. The composition may be administered in therapeutic amounts. Subsequent to the administration of a composition described herein, the level of cysteine in the subject's blood may be reduced to less than average levels of cysteine, such as less than approximately 10 μM of cysteine. In certain embodiments, the level of cysteine in the subject's blood is less than approximately 9 μM, 8 μM, 7 μM, 6 μM, 5 μM, 4 μM, 3 μM, 2 μM, or 1 μM. In an exemplary embodiment, the level of cysteine in the subject's blood is approximately less than 1 μM. Subsequent to the administration of a composition described herein, the level of cystine in the subject's blood may be reduced to less than average levels of cystine, such as less than approximately 40 μM of cystine. In certain embodiments, the level of cystine in the subject's blood may be reduced to less than approximately 39 μM, 38 μM, 37 μM, 36 μM, 35 μM, 34 μM, 33 μM, 32 μM, 31 μM, 30 μM, 29 μM, 28 μM, 27 μM, 26 μM, 25 μM, 24 μM, 23 μM, 22 μM, 21 μM,

20 μM, 19 μM, 18 μM, 17 μM, 16 μM, 15 μM, 14 μM, 13 μM, 12 μM, 11 μM, 10 μM, 9 μM, 8 μM, 7 μM, 6 μM, 5 μM, 4 μM, 3 μM, 2 μM, or 1 μM. In an exemplary embodiment, the level of cystine in the subject's blood is approximately less than 5 μM.

[0229] ***Reducing tumor size***

[0230] In some aspects, the present disclosure provides a method for reducing tumor size and/or circulated cancer cell counts in a subject in need thereof, the method comprising administering to the subject any food composition described herein, and administering to the subject a liquid composition described herein, a dry composition described herein, or a concentrated composition described herein.

[0231] In some aspects, the present disclosure provides a method for reducing tumor size and/or circulated cancer cell counts in a subject in need thereof, the method comprising administering to the subject a liquid composition described herein, a dry composition described herein, or a concentrated composition described herein.

[0232] In some aspects, the present disclosure provides a method for reducing tumor size and/or circulated cancer cell counts in a subject in need thereof, the method comprising administering to the subject any food composition described herein.

[0233] Methods of the disclosure may result in suppressing tumor growth in a subject in need thereof. In certain embodiments, the subject's tumor size does not increase by greater than 0-100%, such as approximately 0, 10, 20, 30, 40, 50, 60, 70, 80, 90 or 100%, as measured before and 6 weeks after the initial administration of any food composition described herein, and administering to the subject a liquid composition described herein, a dry composition described herein, or a concentrated composition described herein. The subject's tumor size may not increase by greater than approximately 100%, as measured before and 6 weeks after the initial administration of any food composition described herein, and administering to the subject a liquid composition described herein, a dry composition described herein, or a concentrated composition described herein. The subject's tumor size may not increase by greater than approximately 70%, as measured before and 6 weeks after the initial administration. The subject's tumor size may not increase by greater than approximately 60%, as measured before and 6 weeks after the initial administration. The subject's tumor size may not increase by greater than approximately 40%, as measured before and 6 weeks after the initial administration. The subject's tumor size may not increase by greater than approximately 20%, as measured before and 6 weeks after the initial administration. The subject's tumor size may not increase by greater than approximately 0%, as measured before and 6 weeks after the initial administration.

[0234] In certain embodiments, the subject's tumor size decreases by at least 10%, as measured before and 6 weeks after the initial administration of any food composition described herein, and administering to the subject a liquid composition described herein, a dry composition described herein, or a concentrated composition described herein. The subject's tumor size may decrease by at least 20%, as measured before and 6 weeks after the initial administration. The subject's tumor size may decrease by at least 30%, as measured before and 6 weeks after the initial administration. The subject's tumor size may decrease by at least 40%, as measured before and 6 weeks after the initial administration. The subject's tumor size may decrease by at least 50%, as measured before and 6 weeks after the initial administration.

[0235] Methods of the disclosure may result in a reduction in circulated cancer cell counts. The circulated cancer cell count may be reduced by at least 10, 15, 20, 25, 30, 35, 40, 45, 50, 55, 60, 65, 70, 75, 80, 85, 90, 95, or 100% of the initial circulated cancer cell count prior to treatment. The circulated cancer cell count may be reduced by at least 30%. The circulated cancer cell count may be reduced by at least 50%. The circulated cancer cell count may be reduced by at least 80%. The reduction of circulated cancer cell count may be 10-100%. The reduction of circulated cancer cell count may be 30-100%.

[0236] ***Treating obesity***

[0237] In some aspects, the present disclosure provides a method for treating obesity in a subject in need thereof, the method comprising administering to the subject any food composition described herein.

[0238] Treating obesity may characterized by weight loss in a subject in need thereof. The subject may experience of at least or approximately 5, 10, 15, 20, 25, 30, 35, 40, 45 or 50% weight loss from the start of the nutritional diet with the food compositions disclosed herein. In certain embodiments, the subject's weight loss is greater than 5%, as measured before and 6 weeks after commencement of the controlled diet. A controlled diet comprises administering a food composition described herein to a subject in need thereof. The subject's weight loss may be greater than 10%, as measured before and 6 weeks after commencement of the controlled diet. The subject's weight loss may be greater than 15%, as measured before and 6 weeks after commencement of the controlled diet. The subject's weight loss may be greater than 20%, as measured before and 6 weeks after commencement of the controlled diet. The subject's weight loss may be greater than 25%, as measured before and 6 weeks after commencement of the controlled diet. The subject's weight loss may be greater than 30%, as measured before and 6 weeks after commencement of the controlled diet.

[0239] ***Treating renal disease***

[0240] In some aspects, the present disclosure provides a method for treating renal disease in a subject in need thereof, the method comprising administering to the subject a liquid composition described herein, a dry composition described herein, or a concentrated composition. The methods of the present disclosure may provide or deplete certain nutrients to the subject. The subject may be experiencing malnutrition, nutrition deficiency or other side effects from dialysis, and administration of a liquid composition, dry composition, or concentrated composition may prevent, alleviate, reduce, or eliminate such side effects. Other side effects may include, but are not limited to, low blood pressure, nausea, vomiting, dry and itchy skin, restless leg syndrome, muscle cramping, or combinations thereof. For the methods described herein administering a liquid composition or dry composition, in certain embodiments, the methods further comprise utilizing a membrane. The membrane may comprise modified cellulose diacetate or polysulfone. In an exemplary embodiment, the membrane is a low-flux membrane that permits small molecule exchange. In some embodiments, the low-flux membrane comprises a plurality of pores, in which the plurality of pores comprises a first end and a second end. In some embodiments, the low-flux membrane comprises a plurality of pores. The plurality of pores may have an average pore diameter of approximately 1.8 nm. In some embodiments, the low-flux membrane permits approximately 50% or higher of a molecule weighing approximately 500 Daltons or less to move through the plurality of pores, from the first end to the second end. The low-flux membrane may permit approximately 75% or higher of a molecule weighing approximately 500 Daltons or less to move through the plurality of pores, from the first end to the second end. In some embodiments, the low-flux membrane permits approximately 90% or higher of a molecule weighing approximately 500 Daltons or less to move through the plurality of pores, from the first end to the second end. The low-flux membrane may permit approximately 95% or higher of a molecule weighing approximately 500 Daltons or less to move through the plurality of pores, from the first end to the second end. In some embodiments, approximately 20% of a molecule of at least 1000 Daltons passes through the plurality of pores, from the first end to the second end. Approximately 10% of a molecule of at least 1000 Daltons may pass from the first side to the second side. Approximately 1% of a molecule of at least 1000 Daltons may pass from the first side to the second side.

[0241] For any method described herein, the method can further comprise administering a pharmaceutically active agent. The pharmaceutically active agent may be an anti-cancer therapeutic. Examples of anti-cancer drugs include Herceptin®, Avastin®, Erbitux®, Rituxan®, Taxol®, Arimidex®, Taxotere®, ABVD, AVICINE, Abagovomab, Acridine carboxamide, Adecatumumab, 17-N-Allylamino-17-demethoxygeldanamycin, Alpharadin, Alvocidib, 3-

Aminopyridine-2-carboxaldehyde thiosemicarbazone, Amonafide, Anthracenedione, Anti-CD22 immunotoxins, Antineoplastic, Antitumorigenic herbs, Apaziquone, Atiprimod, Azathioprine, Belotecan, Bendamustine, BIBW 2992, Biricodar, Brostallicin, Bryostatin, Buthionine sulfoximine, CBV (chemotherapy), Calyculin, cell-cycle nonspecific antineoplastic agents, Dichloroacetic acid, Discodermolide, Elsamitrucin, Enocitabine, Epothilone, Eribulin, Everolimus, Exatecan, Exisulind, Ferruginol, Forodesine, Fosfestrol, ICE chemotherapy regimen, IT-101, Imexon, Imiquimod, Indolocarbazole, Irofulven, Laniquidar, Larotaxel, Lenalidomide, Lucanthone, Lurtotecan, Mafosfamide, Mitozolomide, Nafoxidine, Nedaplatin, Olaparib, Ortataxel, PAC-1, Pawpaw, Pixantrone, Proteasome inhibitor, Rebeccamycin, Resiquimod, Rubitecan, SN-38, Salinosporamide A, Sapacitabine, Stanford V, Swainsonine, Talaporfin, Tariquidar, Tegafur-uracil, Temodar, Tesetaxel, Triplatin tetranitrate, Tris(2-chloroethyl)amine, Troxacitabine, Uramustine, Vadimezan, Vinflunine, ZD6126 or Zosuquidar. In some embodiments, the pharmaceutically active agent is gemcitabine. In some embodiments, the pharmaceutically active agent is paclitaxel. The pharmaceutically active agent may be an anti-obesity therapeutic. Examples of anti-obesity therapeutic agents include lipase inhibitors (such as Orlistat), dopaminergic, noradrenergic, and serotoninergic compounds, cannabinoid receptor antagonists (such as rimonabant), exenatide, pramlintide, and CNS agents (such as topimerate). These examples are provided for discussion purposes only, and are intended to demonstrate the broad scope of applicability of the invention to a wide variety of drugs. It is not meant to limit the scope of the invention in any way.

[0242] In some embodiments, the pharmaceutically active agent is an Immuno-Oncology (I-O) treatment. For example, the I-O agent may be anti-PD-1, such as Keytruda® (pembrolizumab), Opdivo ® (nivolumab), Cemiplimab (Libtayo). For example, the I-O agent may be anti-PD-L1, such as Tecentriq® (atezolizumab), Bavencio® (Avelumab), and Imfinzi® (Durvalumab).

[0243] In one embodiment, the pharmaceutically active agent is provided in a subtherapeutic amount. The amount of pharmaceutical agent, or any other component used in a combination composition described herein, can be used in an amount that is subtherapeutic. In some embodiments, using sub-therapeutic amounts of an agent or component can reduce the side effects of the agent. Use of subtherapeutic amounts can still be effective, particularly when used in synergy with other agents or components. A subtherapeutic amount of the agent or component can be such that it is an amount below which would be considered therapeutic. For example, FDA guidelines can suggest a specified level of dosing to treat a particular condition, and a subtherapeutic amount would be any level that is below the FDA suggested dosing level. The subtherapeutic amount can be about 1, 5, 10, 15, 20, 25, 30, 35, 50, 75, 90, or 95% less than the

amount that is considered to be a therapeutic amount. The therapeutic amount can be assessed for individual subjects, or for groups of subjects. The group of subjects can be all potential subjects, or subjects having a particular characteristic such as age, weight, race, gender, or physical activity level.

[0244] ***Treating NASH***

[0245] In some aspects, the present disclosure provides a method for preventing or treating non-alcoholic steatohepatitis (NASH) or a disease or condition associated therewith, the method comprising administering to a subject in need thereof a cysteine/cystine-depleted diet, whether or not a diagnosis of NASH (or the disease or condition associated therewith) has been made. In some embodiments, the cysteine/cystine-depleted diet comprises at most 1% cysteine/cystine. In some embodiments, cysteine/cystine-depleted diet comprises a food composition (such as described hereinabove in "FOOD COMPOSITION" section). In some embodiments, the cysteine/cystine-depleted diet is packaged as a solid food, semi-solid food, soup, broth, or beverage. In some embodiments, the cysteine/cystine-depleted diet is packaged as a food product selected from a group consisting of a snack bar, cereal product, bakery product, soup product, broth product, dairy product, and porridge. In some embodiments, the cysteine/cystine-depleted diet is a soup or broth, or a nutritional shake. In some embodiments, the cysteine/cystine-depleted diet is a soup or broth. In some embodiments, the cysteine/cystine-depleted diet is a nutritional shake. In some embodiments, the disease or condition associated with NASH is obesity, pre-diabetes, diabetes, or a combination thereof. In some embodiments, the method is characterized by the subject achieving a weight loss of at least 1%, 2%, 3%, 4%, 5%, 6%, 7%, 8%, 9%, or 10% compared to the subject's initial body weight prior to administration of the food composition (such as described hereinabove in "FOOD COMPOSITION" section). In some embodiments, the method is characterized by the subject achieving a weight loss of at least 10% compared to the subject's initial body weight prior to administration of the food composition (such as described hereinabove in "FOOD COMPOSITION" section). In some embodiments, the method reduces a blood level of glucose of the subject by at least 10% compared to the subject's initial blood level of glucose prior to administration of the food composition (such as described hereinabove in "FOOD COMPOSITION" section). In some embodiments, the method decreases a serum level or activity of a liver enzyme by at least 10% compared to the subject's initial serum level or activity of the liver enzyme prior to administration of the food composition (such as described hereinabove in "FOOD COMPOSITION" section). In some embodiments, the liver enzyme comprises alanine aminotransferase (ALT), or alkaline phosphatase (ALP), or both. In some embodiments, the method decreases a blood level of cholesterol by at least 10% compared to the subject's initial blood level of the cholesterol prior to

administration of the food composition (such as described hereinabove in "FOOD COMPOSITION" section). In some embodiments, the method decreases a blood level of bile acid by at least 10% compared to the subject's initial blood level of the bile acid prior to administration of the food composition (such as described hereinabove in "FOOD COMPOSITION" section). In some embodiments, the method further comprises administering to the subject a dialysis solution. In some embodiments, the blood sample is collected from the subject after at least 6, 8, 10, or 12 hours fasting. In some embodiments, said subject is suffering from or at risk of developing NASH. In some embodiments, said subject is suffering from NASH. In some embodiments, said subject is at risk of developing NASH.

[0246] In some aspects, the present disclosure provides a method for preventing or treating non-alcoholic steatohepatitis (NASH) or a disease or condition associated therewith, the method comprising administering to a subject in need thereof a food composition (such as described hereinabove in "FOOD COMPOSITION" section) as described herein, whether or not a diagnosis of NASH (or the disease or condition associated therewith) has been made. In some embodiments, the disease or condition associated with NASH is obesity, pre-diabetes, diabetes, or a combination thereof. In some embodiments, the method is characterized by the subject achieving a weight loss of at least 1%, 2%, 3%, 4%, 5%, 6%, 7%, 8%, 9%, or 10% compared to the subject's initial body weight prior to administration of the food composition (such as described hereinabove in "FOOD COMPOSITION" section). In some embodiments, the method is characterized by the subject achieving a weight loss of at least 10% compared to the subject's initial body weight prior to administration of the food composition (such as described hereinabove in "FOOD COMPOSITION" section). In some embodiments, the method reduces a blood level of glucose of the subject by at least 10% compared to the subject's initial blood level of glucose prior to administration of the food composition (such as described hereinabove in "FOOD COMPOSITION" section). In some embodiments, the method decreases a serum level or activity of a liver enzyme by at least 10% compared to the subject's initial serum level or activity of the liver enzyme prior to administration of the food composition (such as described hereinabove in "FOOD COMPOSITION" section). In some embodiments, the liver enzyme comprises alanine aminotransferase (ALT), or alkaline phosphatase (ALP), or both. In some embodiments, the method decreases a blood level of cholesterol by at least 10% compared to the subject's initial blood level of the cholesterol prior to administration of the food composition (such as described hereinabove in "FOOD COMPOSITION" section). In some embodiments, the method decreases a blood level of bile acid by at least 10% compared to the subject's initial blood level of the bile acid prior to administration of the food composition (such as described hereinabove in "FOOD COMPOSITION" section). In some

embodiments, the method further comprises administering to the subject a dialysis solution. In some embodiments, the blood sample is collected from the subject after at least 6, 8, 10, or 12 hours fasting. In some embodiments, said subject is suffering from or at risk of developing NASH. In some embodiments, said subject is suffering from NASH. In some embodiments, said subject is at risk of developing NASH.

[0247] In some aspects, the present disclosure provides a method for preventing or treating Non-Alcoholic SteatoHepatitis (NASH), the method comprising administering to the subject a food composition disclosed herein, whether or not a diagnosis of NASH (or the disease or condition associated therewith) has been made. In some embodiments, the method further comprises administering a dialysis solution.

[0248] In some embodiments, the methods disclosed herein can reduce NASH or hepatic steatosis in a subject in need thereof. Exemplary subjects in need of NASH or hepatic steatosis reduction can include subjects who have NASH or hepatic steatosis.

[0249] Practice of any one of the methods of the disclosure can reduce NASH or hepatic steatosis by at least 5%, 10%, 15%, 20%, 25%, 30%, 35%, 40%, 45%, 50%, 55%, 60%, 65%, 70%, 75%, 80%, 85%, 90%, 95%, 96%, 97%, 98%, 99%, or more than 99%. For example, practice of any one of the methods of the invention can reduce NASH or hepatic steatosis by 5-20%, 10-40%, 30-60%, 40-80%, 60-95%, or 75-99%.

[0250] For any method described herein, in certain embodiments, the methods can further comprise administering a nutritional supplement. In some embodiments, the nutritional supplement comprises one or more nutrients, which may include vitamins, minerals, water, carbohydrates, fats, proteins, and combinations thereof. Nutritional supplements may be packaged as vitamins, minerals, herbs, meal supplements, sports nutrition products, natural food supplements, and fortified food products. The nutritional supplement may comprise at least one amino acid selected from a group consisting of arginine, histidine, isoleucine, lysine, methionine, phenylalanine, threonine, tryptophan, and valine. The nutritional supplement may provide the subject with nutrients at levels in accordance with the Dietary Reference Intake (DRI), the Reference Daily Intake (RDI), the World Health Organization (WHO) guidelines, Recommended Dietary Allowances (RDAs), Adequate Intakes (Ais), and/or Daily Value (DV). The required levels of nutrients may be the same or different for adults, children, men, and women. In certain embodiments, the nutritional supplement comprises one or more nutrients selected from a group consisting of vitamin A, thiamine, riboflavin, niacin, pantothenic acid, vitamin B_6, biotin, folate, cyanocobalamin, vitamin C, vitamin D, vitamin E, vitamin K, and choline. In certain embodiments, the nutritional supplement comprises one or more nutrients selected from a group

consisting of calcium, chloride, chromium, copper, fluoride, iodine, iron, magnesium, manganese, molybdenum, phosphorus, potassium, selenium, sodium and zinc. In certain embodiments, the nutritional supplement comprises one or more nutrients selected from a group consisting of water, carbohydrates, protein, fiber, fat, cholesterol, and fatty acids.

[0251] **Dosing, treatment regimen, and administration**

[0252] ***Dialysis only***

[0253] The present disclosure provides methods of providing dialysis therapies to subjects in need thereof. For the methods described herein administering a liquid composition, dry composition or concentrated composition described herein, the liquid composition, dry composition, or concentrated composition may be administered via traditional dialysis methods. For example, the compositions may be administered by hemodialysis, peritoneal dialysis, hemofiltration, hemodiafiltration, and intestinal dialysis. In an exemplary embodiment, the compositions are administered by hemodialysis or peritoneal dialysis (such as continuous ambulatory PD (CAPD) and continuous cycler-assisted PD (CCPD). The dialysis treatment may be used in combination with other conventional methods for treating cancer, obesity and renal disease, such as surgery, radiation therapy, immunotherapy, anti-cancer therapeutics, anti-obesity therapeutics, or renal disease therapeutics.

[0254] For the methods described herein administering a liquid composition, dry composition, or concentrated composition described herein, in certain embodiments, the composition is administered to the subject at least once a week. The composition may be administered to the subject at least three times a week. The composition may be administered to the subject at least five times a week. In some embodiments, the composition is administered to the subject over the course of at least one week. The composition may be administered to the subject over the course of at least four weeks. The composition may be administered to the subject over the course of at least 2 months. The composition may be administered to the subject over the course of at least 3 months.

[0255] In some embodiments, the dialysis may be provided to a subject in need thereof in a dialysis center, a hospital, a clinic, health care facility, at home, or any place that is clean and dry.

[0256] ***Diet only***

[0257] For the methods described herein any food composition described herein may be administered multiple times a week, such as 1,2, 3, 4, 5, 6, 7, 8, 9, 10, 11, 12, 13, 14, 15, 16, 17, 18, 19, 20, 21, 22, 23, 24, 25, 26, 27, 28, 29, 30 or more times a week. In certain embodiments, the food composition is administered to the subject at least once a week. The food composition may be administered to the subject at least three times a week. The food composition may be

administered to the subject at least five times a week. In an embodiment, the food composition may be administered to the subject at least twenty-one times a week. In some embodiments, the food composition may be administered to the subject over the course of at least one week. The food composition may be administered to the subject over the course of at least four weeks. The food composition may be administered to the subject over the course of at least 2 months. The food composition may be administered to the subject over the course of at least 3 months.

[0258] ***Dialysis and diet***

[0259] In any of the methods described herein, in certain embodiments, the liquid composition, the dry composition or concentrated composition described herein is administered to the subject sequentially with any food composition described herein. In another embodiment, the liquid composition, the dry composition or concentrated composition described herein is administered to the subject simultaneously with any food composition described herein. In some embodiments, the food composition, and the liquid composition, dry composition or concentrated composition are administered to the subject at least once a week. The food composition, and the liquid composition, dry composition or concentrated composition may be administered to the subject at least three times a week. The food composition, and the liquid composition, dry composition or concentrated composition may be administered to the subject over the course of at least one week. The food composition, and the liquid composition, dry composition or concentrated composition may be administered to the subject over the course of at least four weeks.

[0260] **Pharmaceutical Compositions and Formulations**

[0261] ***Diet***

[0262] Any food composition described herein may have a pre-selected caloric value. For example the food composition may comprise at least 10, 20, 50, 100, 200, 300, 400, 500, 600, 700, 800, 900, 1000, or 1500 kcal. The food composition may have a caloric value 0-100, 0-200, 200-400, 400-600, 600-800, 800-1000 or 500-1000 kcal. The food composition may have a mass that is at least 5, 10, 50, 100, 200, 300, 400, 500, 600, 700, or 1000 grams. The food composition may have a mass that is 0-100, 100-200, 200-400, 400-600, or 100-500 grams.

[0263] Any food composition as described herein may be sold to a subject in a packaged container. In certain embodiments, the food composition is packaged as a solid food, semi-solid food, or beverage. The food composition may be a concoction of nutrient ingredients, an instant quick meal mix, a microwaveable frozen paste, a bake- or roast-ready dough, or a customizable mixture of several nutrient modules with flavor varieties. In some embodiments, the food compositions may be cooked, partially cooked, or uncooked. For example, the food composition may be baby formula, a soft drink, pulp-free juice, a nutritional shake, a granola bar, a dessert, or candy. In

some embodiments, the food composition is fortified with vitamins, minerals, herbs, nutrients, and combinations thereof. The food composition may be packaged as a food product selected from a group consisting of a snack bar, cereal product, bakery product, dairy product, and porridge. For example, the food composition may be baby formula or baby food. The food composition may be a soft drink. The food composition may be a nutritional shake or nutritional snack, such as a granola bar. The food composition may be meal replacement drink or snack. The food composition may have a palatability enhancer. The palatability enhancer may be can be MSG, or some other form of glutamate, salt.

[0264] In some embodiments, the food composition is a pet food. The pet food can be a wet or dry pet food. The pet food can be formed as a kibble which may be coated. The coating may be a polymer coating that is applied to the kibble after the kibble is formed.

[0265] In any of the methods administering any food composition described herein, in certain embodiments, further comprises additives, fillers or excipients. Additives, fillers and excipients may be added to beverages, solid food, semi-solid food, and other consumable substances in the any food composition. Additives, fillers, and excipients may include acidulents, acidity regulators, anticaking agents, antifoaming and foaming agents, antioxidants, bulking agents, food coloring, color retention agents, emulsifiers, flavors, flavor enhancers, four treatment agents, glazing agents, humectants, tracer gas, preservatives, stabilizers, sweeteners, and thickeners. In an exemplary embodiment, additives, fillers and excipients include one or more corn starch, maltodextrin 10, cellulose, mineral mix S10001, sodium bicarbonate, vitamin mix V10001, and choline bitrartrate. In some embodiments, the additives are food coloring. Food coloring may include FD&C blue #1, FD&C blue #2, FD&C citrus red #2, FD&C green #3, FD&C red #3, FD&C red #40, FD&C yellow #5, and FD&C yellow #6. In an exemplary embodiment, dyes in the food composition include one or more FD&C red #40, FD&C blue #1, and FD&C yellow dye #5.

[0266] In any of the methods administering any food composition described herein, in certain embodiments, the methods further comprises preservatives. Preservatives may be added to beverages, solid food, semi-solid food, and other consumable substances in the food composition. Preservatives may include natural food preservatives, chemical food preservatives, or artificial preservatives. For example, preservatives may include acetic acid, ascorbic acid, calcium ascorbate, erythrobic acid, isoascorbic acid, potassium nitrate, potassium nitrite, sodium ascorbate, sodium erythorbate, sodium isoascorbate, sodium nitrate, sodium nitrite, wood smoke, benzoic acid, calcium sorbate, *carnobacterium divergens* M35, *carnobacterium maltaromaticum* CB1, ethyl lauroyl arginate, 4-hexylresorcinol, *leuconostoc carnosum* 4010, methyl-*p*-hydroxy benzoate, methyl paraben, potassium acetate, potassium benzoate, potassium bisulphite, potassium

diacetate, potassium lactate, potassium metabisulphite, potassium sorbate, propyl-*p*-hydroxy benzoate, propyl paraben, sodium acetate, sodium benzoate, sodium bisulphite, sodium diacetate, sodium lactate, sodium metabisulphite, sodium salt of methyl-*p*-hydroxy benzoic acid, sodium salt of propyl-*p*-hydroxy benzoic acid, sodium sorbate, sodium sulphite, sodium dithionite, sorbic acid, sulphurous acid, calcium propionate, calcium sorbate, dimethyl dicarbonate, natamycin, potassium sorbate, propionic acid, sodium diacetate, sodium proprionate, socium sorbate, sorbic acid, ascorbic acid, ascorbyl palmitate, ascorbyl stearate, butylate hydroxyanisole, butylated hydroxytoluene, citric acid esters of mono- and di- glycerides, gum guaiacum, lecithin, lecithin citrate, monoglyceride citrate, monoisopropyl citrate, propyl gallate, sodium metabisulphite, tartaric acid, tertiary butyl hydroquinone, and tocopherols. In one embodiment, preservatives are selected from a group consisting of sulfites, vitamin E, vitamin C, and butylated hydroxytoluene. In certain embodiments, preservation of beverages, solid food, semi-solid food, and other consumable substances may be accomplished through physical preservation, such as through freezing, boiling, smoking, and dehydration.

[0267] ***Dialysis***

[0268] In certain embodiments, the liquid composition is stored in a container. For example, the container may be a dialysis bag. In one embodiment, the dialysis bag is intended for single-use. The container may hold about 1500 to 5000 mL of liquid composition. In one embodiment, approximately 2000 mL of liquid composition is a single unit. In another embodiment, approximately 2500 mL of liquid composition is a single unit.

[0269] In certain embodiments, the dry composition or concentrated composition is stored in a container. For example, the container may be a dialysis bag. In one embodiment, the dialysis bag is intended for single-use. In some embodiments, the dry composition or concentrated composition further comprises an aqueous solution in the container, thereby producing a mixture. The aqueous solution may be a sterile or nonsterile fluid. In one embodiment, the container comprises approximately 2000 mL of aqueous solution. In another embodiment, the container comprises approximately 2500 mL of aqueous solution. In certain embodiments, the mixture has a pH of approximately 4.0-6.5. In certain embodiments, the mixture has an osmolarity of approximately 300-720 mOsmol/L.

[0270] **<u>Applications</u>**

[0271] ***Cancer***

[0272] In any of the methods described herein for treating cancer, in certain embodiments, the present disclosure provides a method for treating cancer and preventing cancer with the food compositions and/or dialysis compositions disclosed herein. In some embodiments, the method

relates to the treatment of cancer such as acute myeloid leukemia, cancer in adolescents, adrenocortical carcinoma childhood, AIDS-related cancers (e.g., Lymphoma and Kaposi's Sarcoma), anal cancer, appendix cancer, astrocytomas, atypical teratoid, basal cell carcinoma, bile duct cancer, bladder cancer, bone cancer, brain stem glioma, brain tumor, breast cancer, bronchial tumors, burkitt lymphoma, carcinoid tumor, atypical teratoid, embryonal tumors, germ cell tumor, primary lymphoma, cervical cancer, childhood cancers, chordoma, cardiac tumors, chronic lymphocytic leukemia (CLL), chronic myelogenous leukemia (CML), chronic myleoproliferative disorders, colon cancer, colorectal cancer, craniopharyngioma, cutaneous T-cell lymphoma, extrahepatic ductal carcinoma in situ (DCIS), embryonal tumors, CNS cancer, endometrial cancer, ependymoma, esophageal cancer, esthesioneuroblastoma, ewing sarcoma, extracranial germ cell tumor, extragonadal germ cell tumor, eye cancer, fibrous histiocytoma of bone, gall bladder cancer, gastric cancer, gastrointestinal carcinoid tumor, gastrointestinal stromal tumors (GIST), germ cell tumor, gestational trophoblastic tumor, hairy cell leukemia, head and neck cancer, heart cancer, liver cancer, hodgkin lymphoma, hypopharyngeal cancer, intraocular melanoma, islet cell tumors, pancreatic neuroendocrine tumors, kidney cancer, laryngeal cancer, lip and oral cavity cancer, liver cancer, lobular carcinoma in situ (LCIS), lung cancer, lymphoma, metastatic squamous neck cancer with occult primary, midline tract carcinoma, mouth cancer multiple endocrine neoplasia syndromes, multiple myeloma/plasma cell neoplasm, mycosis fungoides, myelodysplastic syndromes, myelodysplastic/myeloproliferative neoplasms, multiple myeloma, merkel cell carcinoma, malignant mesothelioma, malignant fibrous histiocytoma of bone and osteosarcoma, nasal cavity and paranasal sinus cancer, nasopharyngeal cancer, neuroblastoma, non-hodgkin lymphoma, non-small cell lung cancer (NSCLC), oral cancer, lip and oral cavity cancer, oropharyngeal cancer, ovarian cancer, pancreatic cancer, papillomatosis, paraganglioma, paranasal sinus and nasal cavity cancer, parathyroid cancer, penile cancer, pharyngeal cancer, pleuropulmonary blastoma, primary central nervous system (CNS) lymphoma, prostate cancer, rectal cancer, transitional cell cancer, retinoblastoma, rhabdomyosarcoma, salivary gland cancer, skin cancer, stomach (gastric) cancer, small cell lung cancer, small intestine cancer, soft tissue sarcoma, T-Cell lymphoma, testicular cancer, throat cancer, thymoma and thymic carcinoma, thyroid cancer, transitional cell cancer of the renal pelvis and ureter, trophoblastic tumor, unusual cancers of childhood, urethral cancer, uterine sarcoma, vaginal cancer, vulvar cancer, or Viral-Induced cancer. In some embodiments, the cancer is selected from a group consisting of leukemia, hematologic malignancy, solid tumor cancer, prostate cancer, breast cancer, liver cancer, or brain

tumor. In an exemplary embodiment, the cancer is selected from a group consisting of lung cancer, liver cancer, breast cancer, prostate cancer, colon cancer, lymphoma, and leukemia.

[0273] In some aspects, the present disclosure provides a method of treating cancer in a subject that has been placed on a low-cysteine diet, comprising: placing the subject under dialysis, wherein the dialysis reduces or depletes cysteine from the subject's body.

[0274] In some aspects, the present disclosure provides a method of depleting cysteine in a subject that has been placed on a low-cysteine diet, comprising: placing the subject under dialysis, wherein the dialysis reduces or depletes cysteine from the subject's body.

[0275] In some aspects, the present disclosure provides a method of treating cancer in a subject that has been placed on a dialysis procedure to reduce cysteine in the blood, comprising: placing the subject on a low-cysteine diet.

[0276] In some embodiments, the dialysis comprises administering a liquid composition disclosed herein, a concentrated composition disclosed herein or a dry composition disclosed herein. In some embodiments, the low-cysteine diet is a food composition disclosed herein.

[0277] ***Obesity***

[0278] In any of the methods described herein for treating obesity, in certain embodiments, the present disclosure provides a method for treating obesity and preventing obesity. In some embodiments, the method relates to the treatment or prevention of disorders that may result in obesity or be the cause of obesity such as overeating and bulimia, polycystic ovarian disease, craniopharyngioma, the Prader-Willi Syndrome, Frohlich's syndrome, Type II diabetics, GH-deficient subjects, normal variant short stature, Turner's syndrome, and other pathological conditions showing reduced metabolic activity or a decrease in resting energy expenditure as a percentage of total fat-free mass, e.g., children with acute lymphoblastic leukemia. In some embodiments, the method relates to treating at least one obesity-related health condition, including, not limited to, cardiovascular diseases, type 2 diabetes, obstructive sleep apnea, cancer, osteoarthritis, and depression.

[0279] ***Renal Disease***

[0280] In any of the methods described herein for treating renal disease, in certain embodiments, the present disclosure provides a method for treating renal disease and preventing renal disease. In exemplary embodiments, renal disease is chronic renal disease. In some embodiments, the method relates to treating a subject diagnosed with renal disorders as identified by medical history, physical findings and laboratory tests. For example, the subject may be diagnosed with acute or chronic renal failure, resulting from diabetes, ischemia, drug induced toxicity, post-transplantation rejection with or without the need for dialysis; glomerulonephritis; glomerulosclerosis; interstitial

nephritis; and acute tubular necrosis. Subjects may have physical findings such as anuria, lethargy, coma and decreased general growth rate. Subject may have increased plasma levels of creatinine, urea and uric acid (BUN), proteinuria, decreased GFR, RPF and renal size as determined by urogram, altered acid/base balance and changes in urine specific gravity.

[0281] **Subject**

[0282] ***Cancer***

[0283] In any of the methods described herein for treating cancer and/or reducing tumor size, in certain embodiments, the subject is a human. For example, the human subject may be an adult, a child, or an infant. In an exemplary embodiment, the human subject is a human adult. The human subject may be a human adult 18 years old or older. The human subject may be between the ages 18 and 90 years old. In a certain embodiment, the human subject is between 40 and 85 years old. In an exemplary embodiment, the human subject is between 65 and 80 years old.

[0284] In any of the methods described herein for treating cancer and/or reducing tumor size, in certain embodiments, the subject is an animal. The animal subject may be a domesticated animal, such as a dog or cat. The animal subject may be a mouse or rat. The animal subject may be a mouse or rat at least 7 weeks old. The animal subject may be a mouse or rat between 7 and 15 weeks old. The animal subject may be a mouse or rat between 10 and 11 weeks old.

[0285] Subjects that can be treated with a food composition, liquid composition, concentrated composition, and/or dry composition of the present disclosure include subjects that have been diagnosed as having acute myeloid leukemia, acute myeloid leukemia, cancer in adolescents, adrenocortical carcinoma childhood, AIDS-related cancers (e.g., Lymphoma and Kaposi's Sarcoma), anal cancer, appendix cancer, astrocytomas, atypical teratoid, basal cell carcinoma, bile duct cancer, bladder cancer, bone cancer, brain stem glioma, brain tumor, breast cancer, bronchial tumors, burkitt lymphoma, carcinoid tumor, atypical teratoid, embryonal tumors, germ cell tumor, primary lymphoma, cervical cancer, childhood cancers, chordoma, cardiac tumors, chronic lymphocytic leukemia (CLL), chronic myelogenous leukemia (CML), chronic myeloproliferative disorders colon cancer, colorectal cancer, craniopharyngioma, cutaneous T-cell lymphoma, extrahepatic ductal carcinoma in situ (DCIS), embryonal tumors, CNS cancer, endometrial cancer, ependymoma, esophageal cancer, esthesioneuroblastoma, ewing sarcoma, extracranial germ cell tumor, extragonadal germ cell tumor, eye cancer, fibrous histiocytoma of bone, gall bladder cancer, gastric cancer, gastrointestinal carcinoid tumor, gastrointestinal stromal tumors (GIST), germ cell tumor, gestational trophoblastic tumor, hairy cell leukemia, head and neck cancer, heart cancer, liver cancer, hodgkin lymphoma, hypopharyngeal cancer, intraocular melanoma, islet cell tumors, pancreatic neuroendocrine tumors, kidney cancer, laryngeal cancer, lip and oral cavity

cancer, liver cancer, lobular carcinoma in situ (LCIS), lung cancer, lymphoma, metastatic squamous neck cancer with occult primary, midline tract carcinoma, mouth cancer multiple endocrine neoplasia syndromes, multiple myeloma/plasma cell neoplasm, mycosis fungoides, myelodysplastic syndromes, myelodysplastic/myeloproliferative neoplasms, multiple myeloma, merkel cell carcinoma, malignant mesothelioma, malignant fibrous histiocytoma of bone and osteosarcoma, nasal cavity and paranasal sinus cancer, nasopharyngeal cancer, neuroblastoma, non-hodgkin lymphoma, non-small cell lung cancer (NSCLC), oral cancer, lip and oral cavity cancer, oropharyngeal cancer, ovarian cancer, pancreatic cancer, papillomatosis, paraganglioma, paranasal sinus and nasal cavity cancer, parathyroid cancer, penile cancer, pharyngeal cancer, pleuropulmonary blastoma, primary central nervous system (CNS) lymphoma, prostate cancer, rectal cancer, transitional cell cancer, retinoblastoma, rhabdomyosarcoma, salivary gland cancer, skin cancer, stomach (gastric) cancer, small cell lung cancer, small intestine cancer, soft tissue sarcoma, T-Cell lymphoma, testicular cancer, throat cancer, thymoma and thymic carcinoma, thyroid cancer, transitional cell cancer of the renal pelvis and ureter, trophoblastic tumor, unusual cancers of childhood, urethral cancer, uterine sarcoma, vaginal cancer, vulvar cancer, Viral-Induced cancer, leukemia, hematologic malignancy, solid tumor cancer, prostate cancer, castration-resistant prostate cancer, breast cancer, Ewing's sarcoma, bone sarcoma, primary bone sarcoma, T-cell prolymphocyte leukemia, glioma, glioblastoma, hepatocellular carcinoma, liver cancer, or diabetes, related conditions, and combinations thereof. In some embodiments, the subjects treated with a food composition, liquid composition, and/or dry composition of the present disclosure include subjects that have been diagnosed as having a non-cancerous hyperproliferative disorder such as benign hyperplasia of the skin (e.g., psoriasis), restenosis, and prostate (e.g., benign prostatic hypertrophy (BPH).

[0286] In certain embodiments, the human subject has been diagnosed with leukemia, lung cancer, liver cancer, breast cancer, colon cancer, prostate cancer, stomach cancer, cervix uteri, esophagus, bladder, non-hodgkin lymphoma, and combinations thereof. In certain embodiments, the animal subject has been diagnosed with malignant lymphoma, skin cancer, mammary gland tumors, breast cancer, soft tissue sarcoma, bone cancer, and combinations thereof.

[0287] In certain embodiments, the subject has a genetic predisposition for cancer.

[0288] In certain embodiments, the subject has elevated cysteine biosynthetic gene expression levels.

[0289] ***Obesity***

[0290] As used herein, the term "obesity" refers to a condition in which individuals are considered "overweight," or "obese." The term "obese" or "obesity" includes "extreme obesity," "severe obesity," and "super obesity."

[0291] In any of the methods described herein for treating obesity, in certain embodiments, the subject is a human. For example, the human subject may be an adult or a child. In certain embodiments, the human subject is a human child. For example, a human child may be between the ages of 2 and 5 years old, the ages of 6 and 11 years old, and the ages of 12 and 17 years old. In certain embodiments, the human subject is a human adult. The human subject may be a human adult 18 years old or older. The human subject may be 18-90 years old. In a certain embodiment, the human subject is 30-80 years old. In an exemplary embodiment, the human subject is 45-65 years old.

[0292] In certain embodiments, the subject is an animal. The animal subject may be a domesticated animal, such as a dog or cat. The animal subject may be a mouse or rat. The animal subject may be a mouse or rat at least 7 weeks old. The animal subject may be a mouse or rat that is 7-15 weeks old. The animal subject may be a mouse or rat that is 10-11 weeks old.

[0293] Subjects that can be treated with a food composition, liquid composition, concentrated composition, and/or dry composition of the present disclosure include subjects that have been diagnosed as being overweight or obese and/or having a body mass index (BMI) of at least 25kg/m^2. Obesity in a subject can be assessed using a body mass index (BMI) measurement. A subject's BMI can be calculated by dividing the subject's body weight (in kg) by the square of the subject's height (m^2). A subject can be considered obese if the subject exhibits a BMI that is over 25 kg/m^2, over 26 kg/m^2, over 27 kg/m^2, over 28 kg/m^2, over 29 kg/m^2, over 30 kg/m^2, over 31 kg/m^2, over 32 kg/m^2, over 33 kg/m^2, over 34 kg/m^2, over 35 kg/m^2, over 36 kg/m^2, over 37 kg/m^2, over 38 kg/m^2, over 39 kg/m^2, over 40 kg/m^2, over 41 kg/m^2, over 42 kg/m^2, over 43 kg/m^2, over 44 kg/m^2, over 45 kg/m^2, over 46 kg/m^2, over 47 kg/m^2, over 48 kg/m^2, over 49 kg/m^2, or over 50 kg/m^2. The subject may be diagnosed with class I obesity, class II obesity, class III obesity, or an equivalent thereof. The subject may have a BMI of at least 30kg/m^2, at least 35kg/m^2, at least 40kg/m^2, at least 45kg/m^2 or at least 50kg/m^2. The subject may have a BMI between 25kg/m^2 and 50kg/m^2. The subject may experience at least one obesity-related health condition, including, not limited to, cardiovascular diseases, type 2 diabetes, obstructive sleep apnea, cancer, osteoarthritis, and depression. A subject can also be considered to exhibit a propensity to develop NASH or hepatic steatosis if the subject exhibits abdominal obesity. Abdominal obesity can be assessed by measuring the circumference of the subject's waist. For example, if the subject is an adult male, the subject can be considered to exhibit abdominal obesity if the subject exhibits a waist

circumference of 102 cm or greater. For other example, if the subject is an adult female, the subject can be considered to exhibit abdominal obesity if the subject exhibits a waist circumference of 88 cm or greater.

[0294] In certain embodiments, the subject habitually consumes an excessive amount of food, has a genetic predisposition for obesity, routinely lacks physical activity, has an adverse reaction to medication, has a mental disorder, has an endocrine disorder, and combinations thereof. In certain embodiments, the subject has a genetic predisposition for obesity. In certain embodiments, obesity in the subject is due to polymorphisms in one or more genes. In certain embodiments, the subject habitually consumes an excessive amount of food.

[0295] In certain embodiments, treating obesity is characterized by the subject losing at least 5, 10, 15, 20, 25, 30, 35, 40, 45, or 50% of the subject's initial body weight. Treating obesity may be characterized by the subject losing at least 10% of the subject's initial body weight. Treating obesity may be characterized by the subject losing at least 20% of the subject's initial body weight. Treating obesity may be characterized by the subject losing at least 30% of the subject's initial body weight.

[0296] ***Renal Disease***

[0297] As used herein, the term "renal disease" includes, but is not limited to, kidney disease, nephropathy, nephritis, nephrosis, chronic kidney disease, chronic renal failure, acute renal disease and acute kidney injury.

[0298] In any of the methods described herein for treating renal disease, in certain embodiments, the subject is a human. For example, the human subject may be an adult or a child. In certain embodiments, the human subject is a human child. In certain embodiments, the human subject is a human adult. The human subject may be a human adult 18 years old or older. In certain embodiments, the human subject is at least 30, 35, 40, 45, 50, 55, 60, 65, 70, 75, or 80 years old. The human subject may be at least 60 years old. The human subject may be between the ages 18 and 90 years old. In an exemplary embodiment, the human subject is between 55 and 75 years old.

[0299] In certain embodiments, the subject is an animal. The animal subject may be a domesticated animal, such as a dog or cat. The animal subject may be a mouse or rat. The animal subject may be a mouse or rat at least 7 weeks old. The animal subject may be a mouse or rat between 7 and 15 weeks old. The animal subject may be a mouse or rat that is 10-11 weeks old.

[0300] Subjects that can be treated with a food composition, liquid composition, and/or dry composition of the present disclosure include subjects that have been diagnosed with renal disease and/or a related condition. In certain embodiments, the subject has been previously or concurrently diagnosed with high blood pressure and/or diabetes, has an adverse reaction to medication, has a

genetic predisposition for renal disease, experiences blockage to the urinary system, experiences inflammation (such as glomerulonephritis), and/or experiences infections (such as pyelonephritis).

[0301] Facilities

[0302] In some aspects, the present disclosure provides a facility comprising a plurality of liquid compositions. In certain embodiments, the facility manufactures the liquid composition described herein or components thereof. In one embodiment, the facility is a pharmaceutical manufacturing site. In certain embodiments, the facility distributes the liquid composition described herein or components thereof. For example, the facility may be a distribution center. In certain embodiments, the facility administers the liquid composition described herein or components thereof. In one embodiment, the facility is a hospital, dialysis center, home or clinic. The facility may administer the liquid composition to a subject through dialysis.

[0303] In some aspects, the present disclosure provides a facility comprising a plurality of dry compositions or concentrated compositions. In certain embodiments, the facility manufactures the dry composition or concentrated composition described herein or components thereof. In one embodiment, the facility is a pharmaceutical manufacturing site. In certain embodiments, the facility distributes the dry composition or concentrated composition described herein or components thereof. For example, the facility may be a distribution center. In certain embodiments, the facility administers the dry composition or concentrated composition described herein or components thereof. In one embodiment, the facility is a hospital or clinic. The facility may administer the dry composition or concentrated composition to a subject through dialysis.

[0304] In some aspects, the present disclosure provides a facility comprising a plurality of food compositions. In certain embodiments, the facility manufactures the food compositions described herein or components thereof. In one embodiment, the facility is a food manufacturing site. In certain embodiments, the facility distributes the food compositions described herein or components thereof. For example, the facility may be a distribution center. In certain embodiments, the facility provides the food compositions described herein and components thereof to the subject. In one embodiment, the facility may sell the food composition to the subject. In another embodiment, the facility may prepare the food composition. In another embodiment, the facility may administer the food composition to the subject. For example, the facility may be a distribution center, a commercial kitchen, a restaurant, an eating facility, or a medical facility. In some embodiments, the facility is a location that provides catering or food delivery service to hospitals, clinic or patients. The facility may be located in or within the vicinity of a hospital or clinic, such as within 0.1, 0.5, 1, or 5 miles of a hospital or clinic.

[0305] Kits

[0306] *Diet*

[0307] The invention also provides kits. In some aspects, the present disclosure provides a kit comprising: (a) a pre-packaged food composition as described herein; and (b) instructions for using the pre-packaged food composition. The kits include one or more food compositions described herein, in suitable packaging, and can further comprise written material that can include instructions for use, discussion of clinical studies, listing of side effects, and the like. The instructions may comprise an informational package describing the use and attendant benefits of the food composition in treating cancer, obesity or renal disease. Such kits can also include information, such as scientific literature references, package insert materials, clinical trial results, and/or summaries of these and the like, which indicate or establish the activities and/or advantages of the food composition, and/or which describe dosing, administration, the dieting regimen, side effects, drug interactions, or other information useful to the health care provider. Such information can be based on the results of various studies, for example, studies using experimental animals involving in vivo models and studies based on human clinical trials. A kit can comprise one or more complete meals and/or snacks of the food composition described herein. In some embodiments, a kit comprises about, less than about, or more than about 1, 2, 3, 4, 5, 6, 7, 8, 9, 10, 11, 12, 13, 14, 15, 16, 17, 18, 19, 20, 30, 31, 60, 90, 120, 150, 180, 210, or more complete meals and/or snacks of the food composition. The kits may provide complete meals and/or snacks for exactly or at least 1, 2, 3, 4, 5, 6, 7, 8, 9, 10, 11, 12, 13, 14, 15, 16, 17, 18, 19, 20, 30, 31, 60, 90, 120, or more days. Instructions for use can comprise diet regimen instructions, such as instructions to take 1, 2, 3, 4, 5, 6, 7, 8, 9, 10, or more complete meals and/or snacks 1, 2, 3, 4, 5, 6, 7, 8, 9, 10, or more times per day. For example, a kit can comprise a complete meal and/or snack of the food composition supplied as a food product, with each food product packaged separately, multiples of a food product packaged separately according to the number of complete meals and/or snacks of the food composition per administration (e.g. pairs of components), or all food products packaged together (e.g. in a container). As a further example, a kit can comprise a complete meal and/or snack of the food composition as a bottled drink, the kit comprising 1, 2, 3, 4, 5, 6, 7, 8, 9, 10, 11, 12, 13, 14, 24, 28, 36, 48, 72, or more bottles. In an alternative example, a kit can comprise a complete meal and/or snack of the food composition as a nutritional bar, the kit comprising 1, 2, 3, 4, 5, 6, 7, 8, 9, 10, 11, 12, 13, 14, 24, 28, 36, 48, 72, or more nutritional bar. The kit may comprise components of the food composition provided or packaged as separate compositions in separate containers within the kit. In some embodiments, the kit may comprise components of the food composition provided or packaged as a single composition within a container of the kit.

[0308] The kit can further contain another agent. In some embodiments, the food composition or component thereof, and the agent are provided or packaged as separate compositions in separate containers within the kit. In some embodiments, the food composition or component thereof, and the agent are provided or packaged as a single composition within a container in the kit. Suitable packaging and additional articles for use (e.g., measuring cup for liquid preparations, foil wrapping to minimize exposure to air, and the like) are known in the art and can be included in the kit. Kits described herein can be provided, marketed and/or promoted to health providers, including physicians, nurses, pharmacists, formulary officials, and the like. Kits can also, in some embodiments, be marketed directly to the consumer.

[0309] The kit can further contain a pre-packaged liquid composition, pre-packaged concentrated composition, or a pre-packaged dry composition described herein. The kit can comprise instructions directing the administration of the pre-packaged liquid composition, or pre-packaged concentrated composition, or dry composition. In some embodiments, a kit comprises about, less than about, or more than about 1, 2, 3, 4, 5, 6, 7, 8, 9, 10, 11, 12, 13, 14, 15, 16, 17, 18, 19, 20, 30, 31, 60, 90, 120, 150, 180, 210, or more pre-packaged liquid compositions, pre-packaged concentrated compositions or pre-packaged dry compositions.

[0310] In some embodiments, a kit can comprise a multi-day supply of complete meals and/or snacks of the food composition as described herein. The kit can comprise instructions directing the administration of the multi-day supply of complete meals and/or snacks of the food composition over a period of multiple days. The multi-day supply can be a one-month supply, a two-month supply, or a multi-week supply. The multi-day supply can be a 90-day, 180-day, 3-month or 6-month supply. The kit can include packaged daily complete meals and/or snacks of the food composition, such as packages of 1, 2, 3, 4, or 5 complete meals and/or snacks of the food composition. The kit can be packaged with other dietary supplements, vitamins, and/or meal replacement bars, mixes, and beverages.

[0311] ***Dialysis***

[0312] In some aspects, the present disclosure provides a kit comprising: (a) a pre-packaged liquid composition as described herein; and (b) instructions for using the pre-packaged liquid composition. In some aspects, the present disclosure provides a kit comprising: (a) a pre-packaged dry composition or concentrated composition as described herein; and (b) instructions for using the pre-packaged dry composition. The kits include one or more liquid compositions, concentrated compositions, or dry compositions described herein, in suitable packaging, and can further comprise written material that can include instructions for use, discussion of clinical studies, listing of side effects, and the like. The instructions may comprise an informational package describing

the use and attendant benefits of the liquid composition or dry composition in treating cancer, obesity or renal disease. Such kits can also include information, such as scientific literature references, package insert materials, clinical trial results, and/or summaries of these and the like, which indicate or establish the activities and/or advantages of the liquid composition, concentrated composition, or dry composition, and/or which describe dosing, administration, side effects, drug interactions, or other information useful to the health care provider. Such information can be based on the results of various studies, for example, studies using experimental animals involving in vivo models and studies based on human clinical trials. A kit can comprise one or more dialysis bags containing the liquid composition, concentrated composition, or dry composition described herein. In some embodiments, a kit comprises about, less than about, or more than about 1, 2, 3, 4, 5, 6, 7, 8, 9, 10, 11, 12, 13, 14, 15, 16, 17, 18, 19, 20, 30, 31, 60, 90, 120, 150, 180, 210, or more dialysis bags containing the liquid composition, concentrated composition, or dry composition. The kits may provide dialysis bags containing the liquid composition, concentrated composition, or dry composition for exactly or at least 1, 2, 3, 4, 5, 6, 7, 8, 9, 10, 11, 12, 13, 14, 15, 16, 17, 18, 19, 20, 30, 31, 60, 90, 120, or more days. Instructions for use can comprise dialysis regimen instructions, such as instructions to use 1, 2, 3, 4, 5, 6, 7, 8, 9, 10, or more dialysis bags containing the liquid composition, concentrated composition, or dry composition 1, 2, 3, 4, 5, 6, 7, 8, 9, 10, or more times per day. For example, a kit can comprise a dialysis bag containing the liquid composition, concentrated composition, or dry composition supplied as a single-use dialysis bag, with each single-use dialysis bag packaged separately, multiples of a single-use dialysis bag packaged separately according to the number of dialysis bags containing the liquid composition, concentrated composition, or dry composition per administration (e.g. pairs of single-use dialysis bag), or all single-use dialysis bag packaged together (e.g. in a container). The kit may comprise components of the dialysis bag containing the liquid composition, concentrated composition, or dry composition provided or packaged as separate compositions in separate containers within the kit. In some embodiments, the kit may comprise components of the dialysis bag containing the liquid composition, concentrated composition, or dry composition provided or packaged as a single composition within a container of the kit.

[0313] The kit can further contain another agent. In some embodiments, the dialysis bag containing the liquid composition, concentrated composition, or dry composition or component thereof, and the agent are provided or packaged as separate compositions in separate containers within the kit. In some embodiments, the liquid composition, concentrated composition, dry composition, or component thereof, and the agent are provided or packaged as a single composition within a container in the kit. Suitable packaging and additional articles for use (e.g.,

aqueous solution for reconstituting the dry composition or concentrated composition, measuring cup for liquid preparations, wrapping to minimize exposure to air, and the like) are known in the art and can be included in the kit. Kits described herein can be provided, marketed and/or promoted to health providers, including physicians, nurses, pharmacists, formulary officials, and the like. Kits can also, in some embodiments, be marketed directly to the consumer.

[0314] The kit can further contain a pre-packaged liquid composition, pre-packaged concentrated composition, or a pre-packaged dry composition described herein. The kit can comprise instructions directing the administration of the pre-packaged liquid composition, pre-packaged concentrated composition or pre-packaged dry composition. In some embodiments, a kit comprises about, less than about, or more than about 1, 2, 3, 4, 5, 6, 7, 8, 9, 10, 11, 12, 13, 14, 15, 16, 17, 18, 19, 20, 30, 31, 60, 90, 120, 150, 180, 210, or more pre-packaged liquid compositions, pre-packaged concentrated compositions or pre-packaged dry compositions.

[0315] In some embodiments, a kit can comprise a multi-day supply of dialysis bags containing the liquid composition, concentrated composition, or dry composition as described herein. The kit can comprise instructions directing the administration of the multi-day supply of dialysis bags containing the liquid composition, concentrated composition, or dry composition over a period of multiple days. The multi-day supply can be a one-month supply, a two-month supply, or a multi-week supply. The multi-day supply can be a 90-day, 180-day, 3-month or 6-month supply. The kit can include packaged dialysis bags containing the liquid composition, concentrated composition, or dry composition, such as packages of 1, 2, 3, 4, or 5 dialysis bags containing the liquid composition, concentrated composition, or dry composition. The kit can be packaged with a food composition described herein, dietary supplements, vitamins, and/or meal replacement bars, mixes, and beverages.

[0316] **Systems**

[0317] The present disclosure provides a system for placing a subject under dialysis and/or a nutritional diet with a composition disclosed herein to aid in the treatment or prevention of a disease. The system may carry out any of the methods disclosed herein and may use any of the compositions disclosed herein.

[0318] The dialysis systems of the present disclosure can be controlled and modified to provide various dialysis therapies, as desired. The dialysis systems may be modified (e.g. increase/decrease the number of exchanges, increase/decrease the amount of dialysate used during each exchange, and/or use an adjusted dialysate formulation) to adjust to a subject's medical progress. The dialysis systems may facilitate peritoneal dialysis, hemodialysis and other forms of dialysis. The dialysis systems may comprise (a) a dialysis container comprising a composition disclosed herein, (b)

tubing, and (c) a collection container. In some embodiments, the dialysis systems further comprise a machine for facilitating and/or automating fluid exchange. In some aspects, the present disclosure provides a dialysis system, comprising: a dialysis container comprising a liquid composition disclosed herein, a concentrated composition disclosed herein or a dry composition disclosed herein, and a dialysis machine configured to administer the liquid composition, the concentrated composition or the dry composition. In some embodiments, the dialysis machine comprises a pump, a pressure monitor, air trap, air detector, a clamp, and/or a filter. In some aspects, the present disclosure provides a dialysis system, comprising: a dialysis container comprising a liquid composition disclosed herein, a concentrated composition disclosed herein or a dry composition disclosed herein.

[0319] ***Peritoneal dialysis***.

[0320] Peritoneal dialysis (PD) is a treatment that uses the lining of a subject's abdomen, i.e. the peritoneum, and a dialysate to clean the subject's blood. Any of the liquid compositions, concentrated compositions, and dry compositions may be used as a dialysate in PD. Dialysate absorbs waste and fluid from the blood, using the peritoneum as a filter. In some embodiments, the dialysis system involves continuous ambulatory PD (CAPD) or continuous cycler-assisted PD (CCPD).

[0321] CAPD is "continuous," machine-free and can be done at any time. The treatment may involve placing about two quarts of cleansing fluid into the subject's abdomen and later draining it. In some embodiments, CAPD can be done by hooking up a plastic bag of cleansing fluid to the tube in the peritoneum. The subject may raise the dialysis bag to approximately shoulder level to pull the dialysis fluid into the peritoneum. When empty, the dialysis bag is removed and discarded. When an exchange (putting in and taking out the fluid) is finished, the fluid is drained from the subject's abdomen. In some embodiments, this process is performed several times in a 24-hour period, such as 1, 2, 3, 4, 5, 6 or 7 times, or as needed. Each exchange may take about 30 minutes, 45 minutes, 1 hour, 2 hours, 3 hours, 4 hours, 5 hours, or 6 hours. **FIG. 14A** shows an exemplary CAPD process (source: www.niddk.nih.gov/health-information/kidney-disease/kidney-failure/peritoneal-dialysis). As shown in **FIG. 14A**, a patient undergoing CAPD may hooked up to a dialysis bag **101** and waste container **105** by a catheter placed in the patient's peritoneum and connecting tubes **104**. The transfer set **103** connects the catheter to the dialysis bag **101** to perform dialysis exchange and can be designed to reduce the risk of infection. The transfer set may be "Y-shaped," and one branch of the Y-tube may connect to the waste container **105**, while the other branch may connect to a dialysis bag **101** containing a dialysis solution as described herein. In some embodiments, the dialysis solution is warmed prior to use by the subject. The dialysis bag

101 is placed above the patient's peritoneum in a way to allow the fluid in the dialysis bag to enter into the patient, such as on a pole as illustrated in **FIG. 14A**.

[0322] CCPD, also known as automated peritoneal dialysis (APD), differs from CAPD in that a machine (cycler) delivers and then drains the cleansing fluid for the subject. The treatment may be performed at any time, especially at night. The dialysis system automatically performs dialysis therapy on a patient, for example, during nighttime while the patient sleeps. The subject may be attached to the machine for an extended period of time, such as 8, 9, 10, 11, or 12 hours per day. **FIG. 14B** shows an exemplary CCPD process (source: www.niddk.nih.gov/health-information/kidney-disease/kidney-failure/peritoneal-dialysis). As shown in **FIG. 14B**, a patient undergoing CCPD may hooked up to a supply of dialysis solution disclosed herein **201** and waste line **205**. The dialysis may be facilitated by a dialysis machine **204** (also known as a cycler). The dialysis machine may further comprise a heater **203**. The flow of dialysis solution may be monitored by a fluid meter **202**. The fluid meter **202** may measure and record how much solution the cycler **204** removes. In some embodiments, the cycler **204** compares the amount of dialysis solution that was put into the subject with the amount of fluid that drains out. The cycler **204** may to fill and empty the subject's peritoneum several times a night, such as three to five times, while the subject sleeps.

[0323] ***Hemodialysis***.

[0324] Hemodialysis is a treatment to filter wastes and water from your blood. In hemodialysis, a dialysis machine and a special filter called an "artificial kidney," or a "dialyzer," are used to clean a subject's blood. The blood goes through the dialyzer, which is located outside of the subject's body. **FIG. 15** is an exemplary schematic representation of hemodialysis (source: www.niddk.nih.gov/health-information/kidney-disease/kidney-failure/hemodialysis). **FIG. 16** provides an overview of the filtering process in hemodialysis (source: www.niddk.nih.gov/health-information/kidney-disease/kidney-failure/hemodialysis). As shown in **FIG. 15**, a patient undergoing hemodialysis may be connected to a dialysis machine by inserting two needles in the subject's arm. Each needle is attached to a soft tube connected to the dialysis machine. The dialysis machine pumps blood through the filter and returns the blood to the patient. Through one of the needles, blood is removed for dialysis **307**. At various stages of dialysis, the unfiltered and filtered blood is monitored with an arterial pressure monitor **308**, dialyzer inflow pressure monitor **302**, and venous pressure monitor **304**. An anticoagulant **301** may be used to prevent blood clotting. The dialysis machine pumps the blood through a filter **303** (also known as a dialyzer) with a pump **309**. The dialyzer **303** has two parts, one for your blood and one for a washing fluid called dialysate. A thin membrane separates these two parts. Once the blood enters the filter **303** at one

end of the filter **401**, the blood is forced into many, very thin, hollow fibers **402**. As blood passes through the hollow fibers, dialysis solution **404** as disclosed herein passes in the opposite direction on the outside of the fibers. Waste products from the blood move into the dialysis solution and out of the filter **403**. Filtered blood remains in the hollow fibers and returns to the body. Some nutrients from the dialysis solution may also return to the body with the filtered blood.

[0325] In some embodiments, hemodialysis is performed about 1, 2, 3, 4, 5, 6 or 7 times per week for about 1, 2, 3, 4, 5 or 6 hours at a time, or as needed.

[0326] Examples

[0327] *Example 1: Cancer Therapy Process*

[0328] A cancer therapy regimen is provided to a patient previously identified as having a form of cancer. The patient is diagnosed with a tumor, solid or liquid, in the primary or metastatic stage. The regimen involves utilizing a combination of a nutritionally modified diet and dialysis with compositions disclosed here. The regimen involves metabolic intervention therapy that can be tailored to the needs of the individual patient. As depicted in FIG. 1, a metabolic cancer therapy can be provided to a patient diagnosed with cancer. The cancer patient is treated with dialysis and/or a nutritional diet in order to deplete targeted nutrient(s)

[0329] The patient is primed with any food composition described herein, i.e. a depleting diet, for approximately 3 days ("the priming stage"). During the priming stage, the patient's entire diet comprises any food composition described herein, with the exception of food and beverages approved by the regimen. The patient's plasma amino acid levels are measured and profiled by targeted LC-MS assay before and after the priming stage.

[0330] On approximately day 4 of the regimen, the patient continues to consume a depleting diet, and begins dialysis treatment—e.g. hemodialysis or peritoneal dialysis. The patient may undergo hemodialysis or peritoneal dialysis alone, or undergo either form dialysis serially or interchangeably within the therapy. A patient undergoing hemodialysis undergoes dialysis with a liquid composition, concentrated composition, or dry composition described herein ("dialysis solution") at a facility described herein. The patient receives the dialysis solution for approximately 4 hours during the day or overnight. The patient receives dialysis treatment at least 3 times a week, for approximately 4 hours for each dialysis treatment. After each dialysis treatment, the patient's plasma amino acid profile is analyzed for monitoring treatment effect progression. A patient undergoing peritoneal dialysis undergoes dialysis with a liquid composition, concentrated composition, or dry composition described herein ("dialysis solution") at a facility described herein, at the patient's home, or a convenient location. The patient receives the dialysis solution for approximately 8-12 hours per day or 24 hours continuously. For continuous peritoneal

dialysis, the patient carries a portable device that administers the dialysis solution. The patient's plasma amino acid profile is analyzed approximately every 3 days for monitoring treatment effect progression.

[0331] For a typical dialysis treatment with a single-time/single-day clearance of 30% or higher, the patient's amino acid profile achieves therapeutic depletion levels after no more than approximately 8 weeks, as determined by the LC-MS assay. At this point, the patient discontinues dialysis treatment, but continues to take depleting diets until complete remission is achieved. Once the patient reaches complete remission, the patient remains on the depleting diet for approximately 2 weeks to stabilize complete remission, in which the patient is tested throughout.

[0332] Throughout the cancer therapy regimen, the patient's disease progression is monitored by companion test. Any serious complications that arise may be conveniently stopped or limited by allowing the patient to resume a normal diet. The cancer therapy regimen is resumed once the patient's condition is stabilized. The patient is permitted to continue to take painkillers or other cancer medicines as long as it does not interfere with the metabolic intervention treatment.

[0333] *Example 2: Obesity Therapy Process*

[0334] For a compatibility primer test, dietary intervention may be administrated for 1-4 weeks with companion plasma nutrient test to indicate the safety and potential efficacy in an individual patient. As described in Example 1, during the test, the patient will only eat and drink the prescribed food composition. For long term use, the diet regimen may be administrated as long as the subject remains obese.

[0335] *Example 3: Renal Disease Therapy Process*

[0336] With technical improvement on safety and clearance efficiency in our dialysis procedure, the renal disease patient may solely rely on dialysis for normal nutrient nourishment through the administration of the dry composition, concentrated composition, or liquid composition described herein. The dialysis procedure, as set forth in Example 1, is followed. For long term use, dialysis may be administrated as long as the subject's renal function remains impaired or lost.

[0337] *Example 4: Cancer Therapy Process: Diet only*

[0338] For a compatibility primer test, dietary intervention may be administrated for 1-4 weeks with companion cancer progression test and plasma nutrient test to indicate the safety and potential efficacy in an individual patient. As described in Example 1, during the test, the patient will only eat and drink the prescribed food. For long term use, the patient on the diet regimen may be administrated to the subject as long as the tumor is not completely cured.

[0339] *Example 5: Cancer Therapy Process: Dialysis only*

[0340] With technical improvement on safety and clearance efficiency in our dialysis procedure, the cancer patient may solely rely on dialysis both for targeted depletion of cancer-addicted nutrients in plasma and for normal nutrient nourishment through the administration of the dry composition, concentrated composition, or liquid composition described herein. A dialysis only treatment is particularly applicable to late-stage gastrointestinal cancer because patients usually lose the ability to eat and rely solely on nutrient infusion. For long term use, dialysis may be administrated to the subject as long as the tumor is not completely cured.

[0341] *Example 6: Dialysis Fluid Composition*

[0342] Table 2 as presented below provides an exemplary formulation of the dialysis fluid—dry composition, concentrated composition, or liquid composition—described herein.

Table 2: Dialysis fluid composition

Dextrose (/L)	**mmole**		
Hemodialysis only	5.5-11.0		
peritoneal dialysis only	83-236		
Osmolarity (mOsmol/L)	300-718		
pH	6.0 (4.0-6.5)		
Ionic Concentration (/L)	**mmole**	**mEq**	
Sodium	132	132	
Calcium	1.75	3.5	
Potassium	2	2	
Magnesium	0.25	0.5	
Chloride	96	96	
Buffer (L)	**mmole**	**mEq**	
HCO3	20-50	20-50	
Acetate	2.0-5.0	2.0-5.0	
Lactate	40	40	
Amino acid (/L)	**micromole**	**MW**	**microgram**
Alanine	347.5	89.0935	30.96
Arginine	60.25	174.2017	10.50
Asparagine	57.5	132.1184	7.60
Aspartic acid	8	133.1032	1.06
Beta-alanine	19.5	89.0935	1.74
Cystine	40.25	240.3	9.67
Glutamic acid	72	147.1299	10.59
Glutamine	547.5	146.1451	80.01
Glycine	212.5	75.0669	15.95
Histidine	83.5	155.1552	12.96
Isoleucine	79.75	131.1736	10.46
Leucine	119	131.1736	15.61
Lysine	195	146.1882	28.51

Methionine	22.25	149.2124	3.32
Phenylalanine	55.25	165.19	9.13
Proline	222.5	115.131	25.62
Serine	109.75	105.093	11.53
Threonine	137.25	119.1197	16.35
Tryptophan	66.5	204.2262	13.58
Tyrosine	63.75	181.1894	11.55
Valine	242.5	117.1469	28.41

Vitamin (/L)	**micromole**	**Average RDI**
Vitamin A	0.052	50 IU
Vitamin C	7.57	1333 mcg
Vitamin B6	1.48	250 mcg
Vitamin E	0.90	0.43 IU
Folate (Vit B9)	15.18	6.7 mcg
Vitamin D	0.0044	67 IU
Vitamin K	0.0038	1.7 mcg
Thiamine	0.075	20 mcg
Riboflavin	0.053	20 mcg
Niacin	4.71	580 mcg
Vitamin B12	0.000030	0.04 mcg
Pantothenic acid	0.38	83 mcg
Biotin	0.0021	0.50 mcg
Choline	79.99	8333 mcg

Mineral (/L)	**micromole**	**MW**	**microgram**
Iron	2.3279	55.845	130.00
Copper	0.2360	63.546	15.00
Chromium	0.0096	51.9961	0.50
Fluoride	3.1582	18.9984	60.00
Iodine	0.0197	126.90447	2.50
Manganese	0.5461	54.938044	30.00
Molybdenum	0.0078	95.94	0.75
Selenium	0.0117	78.96	0.92
Zinc	2.6002	65.38	170.00

[0343] *Example 7: Food Composition*

[0344] Table 3 as presented below provides an exemplary formulation of the food composition described herein.

[0345] Table 3: Food composition

	gm%	**kcal%**
Protein	**17**	**17.6**
Carbohydrate	**68.6**	**69.8**
Fat	**5**	**11.6**
kcal/gm		**3.87**

Ingredient (gm)	**gm**	**kcal**
Gelatin	131	524
Essential amino acids		
L-Arginine[#]	0	0
L-Histidine-HCl-H2O	3	13
L-Isoleucine	6	22
L-Leucine	7	28
L-Lysine-HCl	3	14
L-Methionine	5	19
L-Phenylalanine	4	18
L-Threonine	5	19
L-Tryptophan	2	8
L-Valine	4	16
Nonessential amino acids		
L-Alanine		
L-Asparagine-H2O		
L-Aspartate		
L-Cystine		
L-Glutamic Acid		
L-Glutamine		
Glycine		
L-Proline		
L-Serine		
L-Tyrosine		
Total L-Amino Acids		
Corn Starch	550.5	2202
Maltodextrin 10	125	500
Cellulose	50	0
Corn Oil	50	450
Mineral Mix(including calcium, chloride, chromium, cupric, ferric, iodate, magnesium, manganous, phosphate, potassium, selenite, sodium, sulfate, zinc)	35	0
Sodium Bicarbonate	7.5	0
Vitamin Mix (vitamin A, C, D, E and B family)	10	40
Choline Bitrartrate	2	0
Total	**1000.1**	**3872**

[0346] *Example 8: Effect of diet only on cancer*

[0347] The effect of nutritional diet was tested in colon, breast, prostate and pancreatic cancer. The mice in the studies were placed one of the diets shown in **FIG. 2**. **FIG. 3** shows an overview of the diet compositions used in the studies of the present disclosure and Table 5 of Example 14 further describes the diets. In the studies shown in **FIG. 4** to **FIG. 13B**, the "complete diet" was the "designed control" of **FIG. 3**. In **FIG. 2**, FTN201 and FTN203 were depleted in 5 and 9 non-essential amino acids, respectively. FTN202 was lacking 3 non-essential amino acids and insufficient 1 non-essential amino acid. Protein Y is natural protein casein, a common food ingredient to provide protein. Protein Z is soy protein. Protein X is collagen (gelatin).

[0348] Colon Cancer

[0349] *Procedure*. Athymic nude mice were implanted with HCT116 cells by subcutaneous injection. The mice were approximately 5-6 week old. The study had two groups: mice administered with a complete diet and mice administered with FTN202. Each group had 5 mice. The mice were placed on the respective diet on day 7. The mice were fed *ad libitum*. The complete diet and FTN202 compositions are described in Table 5 of Example 14. The tumor sizes were monitored 3 times weekly. Tumor tissues and plasma samples were collected. Significance is shown: * for $P < 0.05$, ** for $P < 0.01$, *** for $P< 0.001$.

[0350] *Results*. As shown in **FIG. 4**, the mice that were treated with FTN202 exhibited a significant decrease in tumor volume in comparison to the mice that were treated with a complete diet. During the study, the mice treated with FTN202 consistently had a lower tumor volume than the mice treated the complete diet. By day 25, the tumor volume for the FTN202 mice were over 25% lower than the complete diet mice.

[0351] Triple Negative Breast Cancer

[0352] *Procedure*. In **FIG. 5A**, NOD-SCID mice were implanted with MDA-MDB-231 cells by subcutaneous injection. The mice were 5-6 weeks old. The study in **FIG. 5A** had two groups: mice administered with a complete diet and mice administered with treatment diets [FTN202 (day 28-45) and FTN203 (after day 45)], and the mice were placed on the respective diet on day 20. In **FIG. 5B**, athymic nude mice were implanted with MDA-MDB-231 cells by subcutaneous injection. The mice were 5-6 weeks old. The study in **FIG. 5B** had 3 groups: mice administered with a complete diet, mice administered with FTN202, and mice administered with FTN203, and the mice were place on the respective diet on day 7. Each group had 5 mice. The complete diet and treatment diet compositions are described in Table 5 of Example 14. The mice were fed *ad*

libitum. The tumor sizes were monitored 3 times weekly. Tumor tissues and plasma samples were collected. Significance is shown: * for $P < 0.05$, ** for $P < 0.01$, *** for $P< 0.001$.

[0353] *Results*. As shown in **FIG. 5A and FIG. 5B**, the mice that were treated with a nutritional diet exhibited a significant decrease in tumor volume than the mice treated with a complete diet. In the study in **FIG. 5A**, the mice treated with the treatment diets consistently had a lower tumor volume than the mice treated the complete diet. By day 65, the tumor volume for the treatment diets mice were approximately 60% lower than the complete diet mice. In the study in **FIG. 5B**, the mice treated with FTN203 and FTN202 consistently had a lower tumor volume than the mice treated the complete diet. By day 23, the tumor volume for both the FTN203 and FTN202 mice were over 25% lower than the complete diet mice.

[0354] Prostate Cancer

[0355] *Procedure*. Athymic nude mice were implanted with PC-3 cells by subcutaneous injection. The mice were 5-6 weeks old. The study had two groups: mice administered with a complete diet and mice administered with FTN203. Each group had 5 mice. The mice were placed on the respective diet treatment on day 5. The mice were fed *ad libitum*. The complete diet and FTN203 compositions are described in Table 5 of Example 14. The tumor sizes were monitored 3 times weekly. Tumor tissues and plasma samples were collected. Significance is shown: * for $P < 0.05$, ** for $P < 0.01$, *** for $P< 0.001$.

[0356] *Results*. As shown in **FIG. 6**, the mice that were treated with FTN203 exhibited a significant decrease in tumor volume in comparison to the mice that were treated with a complete diet. During the study, the mice treated with FTN203 consistently had a lower tumor volume than the mice treated the complete diet. By day 46, the tumor volume for the FTN203 mice were approximately 60% lower than the complete diet mice.

[0357] Pancreatic Cancer

[0358] *Procedure*. Athymic nude mice were implanted with MIAPaCa-2 cells by subcutaneous injection. The mice were 6-8 weeks old. The study had two groups: mice administered with a complete diet and mice administered with treatment diets [FTN201 (day 0-24), FTN202 (day 25-39) and FTN203 (after day 39)]. Each group had 5 mice. The mice were placed on the respective diet on day 0. The mice were implanted 7 days before being placed on the respective diet. The complete diet and FTN202 compositions are described in Table 5 of Example 14. The mice were fed *ad libitum*. The tumor sizes were monitored 2 times weekly. Tumor tissues and plasma samples were collected. Significance is shown: * for $P < 0.05$, ** for $P < 0.01$, *** for $P< 0.001$.

[0359] *Results*. As shown in **FIG. 7**, the mice that were treated with the treatment diets exhibited a significant decrease in tumor volume in comparison to the mice that were treated with a complete

diet. During the study, the mice treated with the treatment diets on average had a lower tumor volume than the mice treated the complete diet. By day 50, the tumor volume for the treatment diet mice were over 40% lower than the complete diet mice.

[0360] *Example 9: Diet and Dialysis*

[0361] The effect of nutritional diet and dialysis was tested in glioblastoma. The mice in the studies were placed on one of the diets shown in **FIG. 2** and/or placed on dialysis with one of the compositions shown in **FIG. 8**. In FTN102, FTN103 and FTN104, an 8-component vitamin cocktail, 10-component vitamin cocktail and 10-component vitamin cocktail were used, respectively. For FTN102, the vitamin cocktail comprised: vitamin B6, folate (Vit B9), thiamine, riboflavin, vitamin B12, biotin, choline, and inositol. For FTN103, the vitamin cocktail comprised the FTN102 cocktail, and niacinamide and pantothenic-Calcium. The compositions for FTN101, FTN102, FTN103 and FTN104 are described below in Table 8.

Table 8: Dialysis compositions

	FTN101	**FTN102**	**FTN103**	**FTN104**
Dextrose	236 mM	236 mM	236 mM	236 mM
Sodium chloride	132 mM	132 mM	132 mM	132 mM
Sodium lactate	40 mM	40 mM	40 mM	40 mM
Calcium chloride	1.75 mM	1.75 mM	1.75 mM	1.75 mM
Magnesium chloride	0.25 mM	0.25 mM	0.25 mM	0.25 mM
Essential + Arg/Glu Amino acid (/L)	**µmole**	**µmole**	**µmole**	**µmole**
Arginine	--	60.25	60.25	60.25
Glutamate	--	140	140	140
Histidine	--	83.5	83.5	83.5
Isoleucine	--	79.75	79.75	79.75
Leucine	--	119	119	119
Lysine	--	195	195	195
Methionine	--	22.25	22.25	22.25
Phenylalanine	--	55.25	55.25	55.25
Threonine	--	137.25	137.25	137.25
Tryptophan	--	204.23	204.23	204.23
Valine	--	242.5	242.5	242.5
Vitamin (/L)	**µmol**	**µmol**	**µmol**	**µmol**
Vitamin A	--	0.052	0.052	0.052
Vitamin C	--	7.57	7.57	7.57
Vitamin B6	--	1.48	1.48	1.48
Vitamin E	--	0.90	0.90	0.90

Folate (Vit B9)	--	15.18	15.18	15.18
Vitamin D	--	0.0044	0.0044	0.0044
Vitamin K	--	0.0038	0.0038	0.0038
Thiamine	--	0.075	0.075	0.075
Riboflavin	--	0.053	0.053	2.65
Niacinamide	--	--	4.71	4.71
Vitamin B12	--	0.000030	0.000030	0.000030
Pantothenic-Ca	--	--	0.38	0.38
Biotin	--	0.0020	0.0020	0.0020
Choline	--	79.99	79.99	79.99

[0362] *Procedure*. Athymic nude mice were implanted with U87MG cells by subcutaneous injection. The mice were 6-8 weeks old. The study in **FIG. 9** had 3 groups: mice administered with a complete diet, mice administered with FTN203, and mice administered with FTN203 and placed on dialysis with FTN 101, FTN 102 and FTN 103 at various time points. Each treatment group had 1 mouse. The mice were placed on the respective treatment on day 5. The mice were implanted 7 days before being placed on the respective diet. The mice were fed *ad libitum*. For dialysis session, approximately 2 mL of dialysis solution was injected in the peritoneal space, and drawn out approximately 2 hours later. The tumor sizes were monitored daily. Arrows indicate the day and type of dialysis fluid were used. The study in **FIG. 10** had 4 groups: mice administered a complete diet, mice administered with diet only, mice administered with dialysis only, and mice administered with diet and dialysis. Each group had 6 mice. The mice were placed on the respective treatment on day 1. Diet FTN 203 was used as the treatment diet. Designed Control was used as the control diet. The mice were implanted 22 days before being placed on the respective diets. The mice were fed *ad libitum*. FTN 103 was used for the dialysis. For each dialysis session, approximately 2 mL of fluid was injected in the peritoneal space, and drawn out approximately 2 hours later. Dialysis was performed on every week day. Mice were monitored every weekday.

[0363] *Results*. In **FIG. 9**, the mouse on the FTN 203 diet and dialysis experienced a reduction in tumor volume. The mice on the complete diet were euthanized at day 16 because the tumor volume was over 2000 mm3 for 3 consecutive measurements. Additionally, the mice were euthanized due to concerns of over ulceration and infection between mice. As shown in **FIG. 10**, the mice that were administered a treatment of diet + dialysis and the mice treated with diet only exhibited a reduction in tumor volume as compared to the mice on a complete diet and the mice on dialysis only. During the study, the diet + dialysis mice consistently had the lowest tumor volume in

comparison to the other treatment groups. By day 12, the mice that were administered a treatment of diet + dialysis and the mice treated with diet only exhibited approximately a 40% reduction in tumor volume as compared to the mice on a complete diet and the mice on dialysis only.

[0364] *Example 10: Body weight*

[0365] *Procedure*. In **FIG. 11A** athymic nude mice were implanted with MDA-MDB-231 cells by subcutaneous injection. The mice were 5-6 weeks old. The study had 4 groups: mice administered with FTN 203, mice administered with FTN 202, mice administered with complete diet, and mice administered with natural chow. Natural chow is described in Example 16. Each group had 5 mice. The mice were placed on respective diets on day 20. The complete diet and treatment diet compositions are described in Table 5 of Example 14. The mice were fed *ad libitum*. The body weights were monitored 3 times weekly. Tumor tissues and plasma samples were collected, and only plasma samples were analyzed for glucose and beta-keto body measurement. Significance is shown: * for $P < 0.05$, ** for $P < 0.01$, *** for $P< 0.001$. In **Fig: 11B**, athymic nude mice were implanted with PC-3 cells by subcutaneous injection. mice that were implanted with implanted PC-3 cells by subcutaneous injection. The mice were 5-6 weeks old. The study had 2 groups: mice administered with FTN 203, and mice administered with complete diet. Each group had 5 mice. The mice were placed on respective diets on day 5. The mice were fed *ad libitum*. The complete diet and FTN 202 compositions are described in Table 5 of Example 14. The body weights were monitored 3 times weekly. Tumor tissues and plasma samples were collected, and only plasma samples were analyzed for glucose and beta-keto body measurement. Significance is shown: * for $P < 0.05$, ** for $P < 0.01$, *** for $P< 0.001$.

[0366] *Results*. As shown in **FIG. 11**, the mice that were administered a treatment of FTN 203 and the mice treated with FTN 202 exhibited a reduction in body weight as compared to the mice on a complete diet and the mice on natural chow. By day 23, the mice that were administered FTN 203 and the mice treated with FTN 202 exhibited approximately a 15% reduction in body weight as compared to the mice on a complete diet and the mice on dialysis only. Body weight loss were relatively stabilize for the treatment diets.

[0367] *Example 11: Blood sugar*

[0368] *Procedure*. In **FIG. 12A** athymic nude mice were implanted with MDA-MDB-231 cells by subcutaneous injection. The mice were 5-6 weeks old. The study had 4 groups: mice administered with FTN 203, mice administered with FTN 202, mice administered with complete diet, and mice administered with natural chow. Natural chow is described in Example 16. Each group had 5 mice. The mice were placed on the respective diet on day 20. The complete diet and treatment diet compositions are described in Table 5 of Example 14. The mice were fed *ad libitum*.

The plasma samples were collected before treatment started and after treatment completed. Significance is shown: * for $P < 0.05$, ** for $P < 0.01$, *** for $P< 0.001$. In **Fig: 12B**, athymic nude mice were implanted with PC-3 cells by subcutaneous injection. The mice were 5-6 weeks old. The study had 2 groups: mice administered with FTN 203, and mice administered with complete diet. Each group had 5 mice. The mice were placed on the respective diet on day 5. The mice were fed *ad libitum*. The complete diet and FTN 203 compositions are described in Table 5 of Example 14. The plasma samples were collected before treatment started and after treatment completed. Tumor tissues and plasma samples were collected, and only plasma samples were analyzed for glucose and beta-keto body measurement. Significance is shown: * for $P < 0.05$, ** for $P < 0.01$, *** for $P< 0.001$. Glucose in plasma was measured with Nova Max Glucose Test Strips.

[0369] *Results*. As shown in **FIG. 12A** and **FIG. 12B**, blood sugar is not increased in the treatment groups. In **FIG. 12A**, the post-dose glucose levels of the FTN 202 mice and FTN 203 mice were similar or lower than the pre-dose levels. In **FIG. 12B**, the post-dose glucose levels of the FTN 203 mice were similar to its pre-dose levels.

[0370] *Example 12: Ketosis*

[0371] *Procedure*. In **FIG. 13A**, athymic nude mice were implanted with MDA-MDB-231 cells by subcutaneous injection. The mice were 5-6 weeks old. The study had 4 groups: mice administered with FTN203, mice administered with FTN 202, mice administered with complete diet, and mice administered with natural chow. Natural chow is described in Example 16. Each group had 5 mice. The mice were placed on the respective diet on day 20. The complete diet and treatment diet compositions are described in Table 5 of Example 14. The mice were fed *ad libitum*. The plasma samples were collected before treatment started and after treatment completed. Tumor tissues and plasma samples were collected, and only plasma samples were analyzed for glucose and beta-keto body measurement. Significance is shown: * for $P < 0.05$, ** for $P < 0.01$, *** for $P< 0.001$. In **Fig: 13B**, athymic nude mice were implanted with PC-3 cells by subcutaneous injection. The mice were 5-6 weeks old. The study had 2 groups: mice administered with FTN 203, and mice administered with complete diet. Each group had 5 mice. The mice were placed on the respective diet on day 5. The mice were placed on the respective diets 5 days after implantation. The mice were fed *ad libitum*. The complete diet and FTN 203 compositions are described in Table 5 of Example 14. The plasma samples were collected before treatment started and after treatment completed. Tumor tissues and plasma samples were collected, and only plasma samples were analyzed for glucose and beta-keto body measurement. Significance is shown: * for $P < 0.05$, **

for P < 0.01, *** for P< 0.001. Beta-ketone body in plasma was measured with Nova Max Ketone Test Strips.

[0372] *Results*. As shown in **FIG. 13A** and **FIG. 13B**, ketosis is not triggered by the administration of the treatment diets. In **FIG. 13A**, the post-dose β-ketone levels of the FTN 202 mice and MED203 mice were similar to the pre-dose levels. In **FIG. 13B**, the post-dose β-ketone levels of the FTN 203 mice were similar to its pre-dose levels.

[0373] *Example 13: Dialysis Fluid Composition*

[0374] Table 4 as presented below provides an exemplary formulation of the dialysis fluid—dry composition, concentrated composition, or liquid composition—described herein.

[0375] Table 4: Dialysis fluid composition

Dextrose	236 mM
Sodium chloride	132 mM
Sodium lactate	40 mM
Calcium chloride	1.75 mM
Magnesium chloride	0.25 mM
Essential + Arg/Glu Amino acid (/L)	**µmole**
Arginine	60.25
Glutamate	140
Histidine	83.5
Isoleucine	79.75
Leucine	119
Lysine	195
Methionine	22.25
Phenylalanine	55.25
Threonine	137.25
Tryptophan	204.23
Valine	242.5
Vitamin (/L)	**µmol**
Vitamin A	0.052
Vitamin C	7.57
Vitamin B6	1.48
Vitamin E	0.90
Folate (Vit B9)	15.18
Vitamin D	0.0044
Vitamin K	0.0038
Thiamine	0.075
Riboflavin	0.053
Niacinamide	4.71
Vitamin B12	0.000030
Pantothenic-Ca	0.38
Biotin	0.0020
Choline	79.99

Mineral (/L)	µmol
Iron	2.33
Copper	0.24
Chromium	0.010
Fluoride	3.16
Iodine	0.020
Manganese	0.55
Molybdenum	0.0078
Selenium	0.012
Zinc	2.60

[0376] *Example 14: Food Composition*

[0377] Table 5 as presented below provides an exemplary formulation of a food composition described herein. The food compositions below were the diets used in studies above.

Table 5: Food composition

	FTN 201 (gm/kg)		FTN 203 (gm/kg)		FTN 204 (gm/kg)		FTN 205 (gm/kg)		Complete Diet (gm/kg)	
Dietary Components	**Amount and Calories**		**Amount and Calories**		**Amount and Calories**		**Amount and Calories**		**Amount and Calories**	
	gm%	**kcal %**	**gm%**	**kcal %**	**gm%**	**kcal %**	**gm%**	**kcal %**	**gm%**	**kcal%**
Protein	**17.0**	**17.7**	**17.0**	**17.7**	**17.0**	**17.7**	**17.0**	**17.7**	**17.0**	**17.7**
Carbohydrate	**70.3**	**73.0**	**70.3**	**73.0**	**70.3**	**73.0**	**70.3**	**73.0**	**70.3**	**73.0**
Fat	**5**	**11.7**	**5**	**11.7**	**5**	**11.7**	**5**	**11.7**	**5**	**11.7**
overall kcal/gm		**3.9**		**3.9**		**3.9**		**3.9**		**3.9**
Ingredient (gm)	**gm**	**kcal**	**gm**	**kcal**	**gm**	**kcal**	**gm**	**kcal**	**gm**	**kcal**
Gelatin	0	0	0	0	0	0	0	0	0	0
Essential amino acids										
L-Arginine	10.7	43	15.4	62	12.3	49	0.0	0	10.0	40
L-Histidine-HCl-H2O	6.4	26	9.2	37	7.4	30	8.2	33	6.0	24
L-Isoleucine	8.6	34	12.3	49	9.9	39	11.0	44	8.0	32
L-Leucine	12.9	51.4	18.5	74.0	14.8	59.1	16.4	65.7	12.0	48
L-Lysine-HCl	15.0	60.0	21.6	86.3	17.2	69.0	19.2	76.7	14.0	56
L-Methionine	10.0	40.0	10.0	40.0	10.0	40.0	10.0	40.0	6.0	24
L-Phenylalanine	12.5	49.9	18.0	71.8	14.3	57.4	16.0	63.8	8.0	32
L-Threonine	8.6	34.3	12.3	49.3	9.9	39.4	11.0	43.8	8.0	32
L-Tryptophan	2.1	8.6	3.1	12.3	2.5	9.9	2.7	11.0	2.0	8
L-Valine	8.6	34.3	12.3	49.3	9.9	39.4	11.0	43.8	8.0	32
Nonessential amino acids										
L-Alanine	10.7	42.8	0.0	0.0	12.3	49.3	13.7	54.8	10.0	40
L-Asparagine-H2O	5.4	21.4	0.0	0.0	0.0	0.0	0.0	0.0	5.0	20
L-Aspartate	10.7	42.8	0.0	0.0	0.0	0.0	0.0	0.0	10.0	40
L-Cystine	0.0	0.0	0.0	0.0	0.0	0.0	0.0	0.0	4.0	16

L-Glutamic Acid	37.2	148.9	37.2	148.9	37.2	148.9	37.2	148.9	30.0	120
L-Glutamine	0.0	0.0	0.0	0.0	0.0	0.0	0.0	0.0	5.0	20
Glycine	10.7	42.8	0.0	0.0	12.3	49.3	13.7	54.8	10.0	40
L-Proline	0.0	0.0	0.0	0.0	0.0	0.0	0.0	0.0	5.0	20
L-Serine	0.0	0.0	0.0	0.0	0.0	0.0	0.0	0.0	5.0	20
L-Tyrosine	0.0	0.0	0.0	0.0	0.0	0.0	0.0	0.0	4.0	16
Total L-Amino Acids	170.0	680.0	170.0	680.0	170.0	680.0	170.0	680.0	170.0	680.0
Corn Starch	468	1872	468	1872	468	1872	468	1872	468	1872
Maltodextrin 10	125	500	125	500	125	500	125	500	125.0	500
Sucrose	100	400	100	400	100	400	100	400	100.0	400
Cellulose	50	0	50	0	50	0	50	0	50.0	0
Soybean oil	40	360	40	360	40	360	40	360	40.0	360
t-Butylhydroquinone	0.008	0	0.008	0	0.008	0	0.008	0	0.008	0
Mineral Mix S10022M	35	0	35	0	35	0	35	0	35	0
Vitamin Mix V10037	10	40	10	40	10	40	10	40	10	40
Choline Bitartrate	2.5	0	2.5	0	2.5	0	2.5	0	2.5	0
Total	**1000.5**	**3852.0**	**1000.5**	**3852.0**	**1000.5**	**3852.0**	**1000.5**	**3852.0**	**1000.5**	**3852.0**

[0378] *Example 15: Reduction of cysteine uptake with glutamate and vitamins*

[0379] The studies of the present disclosure showed that plasma glutamate was increased by about 80-100% in mice when on FTN treatment diets. The increase in plasma glutamate may result in a reduction of cysteine update due to the effects on the xCT transporter. This could theoretically halve all cells' capability of cysteine uptake.

[0380] The studies of the present disclosure show that vitamins have an important function in the reduction of cysteine. Vitamins (especially vitamin B family) are important for dialysis and the nutritional diet disclosed herein. The vitamins may maintain appropriate physiology in normal cells. Vitamins are important for neural health and metabolism. Vitamins may also help normal cells synthesize the target nutrients when these nutrients are not provided through diet or depleted through dialysis. Vitamin C was not included for mouse studies because vitamin C (ascorbic acid) is not vitamin for mice because they can make it internatively. Vitamin C is expected to be important in treating humans. Table 6 below provides a few exemplary vitamins for use in the compositions described herein.

Table 6: Vitamins

Vitamin (/L)	**µmol**
Vitamin A	0.052
Vitamin C	7.57

Vitamin B6	1.48
Vitamin E	0.90
Folate (Vit B9)	15.18
Vitamin D	0.0044
Vitamin K	0.0038
Thiamine	0.075
Riboflavin	0.053
Niacinamide	4.71
Vitamin B12	0.000030
Pantothenic-Ca	0.38
Biotin	0.0020
Choline	79.99

[0381] *Example 16: Natural chow composition*

[0382] Table 7: Natural chow composition

Nutrients[2]	
**Protein, % ..... **	**21.0**
Arginine, %.....	1.29
Cystine, %.....	0.36
Glycine, %	0.97
Histidine, %.....	0.53
Isoleucine, %	0.86
Leucine, %.....	1.57
Lysine, %.....	1.18
Methionine, %	0.62
Phenylalanine, %.....	0.91
Tyrosine, %.....	0.60
Threonine, %	0.78
Tryptophan, %.....	0.24
Valine, %.....	0.97
Serine, %.....	0.98
Aspartic Acid, %	2.19
Glutamic Acid, %	4.18
Alanine, %.....	1.19
Proline, %	1.31
Taurine, %	0.03
**Fat (ether extract), %..... **	**5.0**
**Fat (acid hydrolysis), % ..... **	**6.3**
Cholesterol, ppm.....	142
Linoleic Acid, %.....	2.12
Linolenic Acid, %.....	0.27
Arachidonic Acid, %	0.01
Omega-3 Fatty Acids, %	0.45
Total Saturated Fatty Acids, %.	0.78
Total Monounsaturated Fatty Acids, %	0.96
**Fiber (Crude), % ..... **	**4.6**
Neutral Detergent Fiber[3], %.....	16.0
Acid Detergent Fiber[4], %	5.8

Nitrogen-Free Extract (by difference), %	**53.4**
Starch, %	28.2
Glucose, %	0.19
Fructose, %	0.24
Sucrose, %	3.25
Lactose, %	1.34
Total Digestible Nutrients, %	**75.1**
Gross Energy, kcal/gm	**4.11**
Physiological Fuel Value[5], kcal/gm	**3.43**
Metabolizable Energy, kcal/gm	**3.03**
Minerals	
Ash, %	**5.9**
Calcium, %	0.81
Phosphorus, %	0.64
Phosphorus (non-phytate), %	0.34
Potassium, %	1.10
Magnesium, %	0.22
Sulfur, %	0.33
Sodium, %	0.30
Chloride, %	0.52
Fluorine, ppm	9.3
Iron, ppm	185
Zinc, ppm	89
Manganese, ppm	84
Copper, ppm	14
Cobalt, ppm	0.71
Iodine, ppm	0.97
Chromium (added), ppm	0.01
Selenium, ppm	0.37
Vitamins	
Carotene, ppm	1.5
Vitamin K, ppm	3.3
Thiamin, ppm	17
Riboflavin, ppm	8.0
Niacin, ppm	85
Pantothenic Acid, ppm	17
Choline Chloride, ppm	2000
Folic Acid, ppm	3.0
Pyridoxine, ppm	9.6
Biotin, ppm	0.30
B_{12}, mcg/kg	51
Vitamin A, IU/gm	15
Vitamin D_3 (added), IU/gm	2.3
Vitamin E, IU/kg	99
Ascorbic Acid, mg/gm	0.00

Calories provided by:

Protein, %	24.517
Fat (ether extract), %	13.134
Carbohydrates, %	62.349

*Product Code

1. Formulation based on calculated values from the latest ingredient analysis information. Since nutrient composition of natural ingredients varies and some nutrient loss will occur due to manufacturing processes, analysis will differ accordingly.
2. Nutrients expressed as percent of ration except where otherwise indicated. Moisture content is assumed to be 10.0% for the purpose of calculations.
3. NDF = approximately cellulose, hemi-cellulose and lignin.
4. ADF = approximately cellulose and lignin.
5. Physiological Fuel Value (kcal/gm) = Sum of decimal fractions of protein, fat and carbo-hydrate (use Nitrogen Free Extract) x 4,9,4 kcal/gm respectively.

[0383] *Example 17: Effect of combination therapies on cancer*

[0384] The effect of combination therapy on cancer was tested in pancreatic and prostate cancer. The mice in the studies were placed on one of the diets shown in **FIG. 17**. As shown in **FIG. 17**, (1) the "grey diet" was a natural food diet, (2) the "black diet" was a formulated complete diet with all 20 amino acids, (3) the "blue diet" was a depleted "black diet" comprising of a depletion of 9 non-essential amino acids (alanine, asparagine, aspartic acid, cysteine, glutamine, glycine, proline, serine, and tyrosine), (4) the "purple diet" was a depleted "black diet" comprising of a depletion of 7 non-essential amino acids (asparagine, aspartic acid, cysteine, glutamine, proline, serine, and tyrosine), and (5) the "green diet" was a depleted "black diet" comprising of a depletion of 8 non-essential amino acids (arginine, asparagine, aspartic acid, cysteine, glutamine, proline, serine, and tyrosine). The "grey diet" is normal food made from natural food ingredients, such as wheat flour, corn flour, and the like, which has a protein source of 16% w/w, and comes from those natural food ingredients. In the studies shown in **FIG. 19A** to **FIG. 19D** and **FIG. 20A** to **FIG. 20B**, the "black diet," the "blue diet," the "purple diet," and the "green diet" were tested.

[0385] Tumor growth

[0386] *Procedure.* As described in **FIG. 18**, Athymic nude mice were implanted with PANC-1 (pancreatic cancer) or PC-3 (prostate cancer) by subcutaneous injection. The mice were approximately 5-6 week old. The study had eight groups: (1) mice administered with the "black diet" ("Group 1"), (2) mice administered with the "blue diet" ("Group 2"), (3) mice administered with the "purple diet" ("Group 3"), (4) mice administered with the "green diet" ("Group 4"), (5) mice administered with the "black diet" and drug ("Group 5"), (6) mice administered with the "blue diet" and drug ("Group 6"), (7) mice administered with the "purple diet" and drug ("Group 7"), and (8) mice administered with the "green diet" and drug ("Group 8"). Each group had 10 mice. The mice were placed on the respective diet on day 9. The mice were fed *ad libitum*. The tumor size and body weight were monitored 3 times weekly. Tumor tissues and plasma samples were collected.

[0387] *Results.* In **FIG. 19A** to **FIG. 19D** and **FIG 20A** to **FIG20B**, the results for Group 1 are denoted by a black line with solid circles, Group 2 are denoted by a blue line with solid squares, Group 3 are denoted by a purple line with solid triangles, Group 4 are denoted by a green line with solid diamonds, Group 5 are denoted by a black line with empty circles, Group 6 are denoted by a blue line with empty squares, Group 7 are denoted by a purple line with empty triangles, and Group 8 are denoted by a green line with empty diamonds.

[0388] As shown in **FIG. 19A** and **FIG. 19B**, Groups 2-4 (mice administered with treatment diets alone) produced significant efficacy in both pancreatic cancer and prostate cancer models. The

tumor volume was significantly lower for Groups 2-4 than for Group 1. Food alone (Groups 2-4) produced drug-equivalent efficacy in pancreatic cancer, as depicted in FIG. 19A.

[0389] As shown in **FIG. 19C** and **FIG. 19D**, Groups 6 and 8 (mice administered with treatment diet and drugs) produced better efficacy than alone. The drug used in **FIG. 19C** was gemcitabine i.p. (100 mg/kg) and in **FIG. 19D** was paclitaxel i.v. (15mg/kg).

[0390] Body weight

[0391] *Procedure.* As described in **FIG. 18**, Athymic nude mice were implanted with PANC-1 (pancreatic cancer) or PC-3 (prostate cancer) by subcutaneous injection. The mice were approximately 5-6 week old. The study had eight groups: (1) mice administered with the "black diet" ("Group 1"), (2) mice administered with the "blue diet" ("Group 2"), (3) mice administered with the "purple diet" ("Group 3"), (4) mice administered with the "green diet" ("Group 4"), (5) mice administered with the "black diet" and drug ("Group 5"), (6) mice administered with the "blue diet" and drug ("Group 6"), (7) mice administered with the "purple diet" and drug ("Group 7"), and (8) mice administered with the "green diet" and drug ("Group 8"). Each group had 10 mice. The mice were placed on the respective diet on day 9. The mice were fed *ad libitum*. The tumor sizes were monitored 3 times weekly. Tumor tissues and plasma samples were collected.

[0392] *Results.* In **FIG. 20A** and **FIG. 20B**, the results for Group 1 are denoted by a black line with solid circles, Group 2 are denoted by a blue line with solid squares, Group 3 are denoted by a purple line with solid triangles, Group 4 are denoted by a green line with solid diamonds, Group 5 are denoted by a black line with empty circles, Group 6 are denoted by a blue line with empty squares, Group 7 are denoted by a purple line with empty triangles, and Group 8 are denoted by a green line with empty diamonds.

[0393] As shown in **FIG. 20A** and **FIG. 20B**, Groups 3 and 7 show minimal body weight loss in the pancreatic cancer and prostate cancer models, which indicate potential synergistic effects between amino acid and drug. Minimal BW loss is from the purple diet, with or without drug. The data suggests that an arginine dropout improves the efficacy when comparing the "green diet" (w/o arg) and the "purple diet" (w/ arg).

[0394] *Example 18: Effect of treatment diets and immuno-oncology (I-O) treatments on cancer*

[0395] The effect of treatment diets and I-O treatments on cancer was tested in colon cancer. The mice in the studies were placed on one of the diets shown in **FIG. 17**. As shown in **FIG. 17**, (1) the "grey diet" was a natural food diet, (2) the "black diet" was a formulated complete diet with all 20 amino acids, (3) the "blue diet" was a depleted "black diet" comprising of a depletion of 9 non-essential amino acids (alanine, asparagine, aspartic acid, cysteine, glutamine, glycine, proline, serine, and tyrosine), (4) the "purple diet" was a depleted "black diet" comprising of a depletion

of 7 non-essential amino acids (asparagine, aspartic acid, cysteine, glutamine, proline, serine, and tyrosine), and (5) the "green diet" was a depleted "black diet" comprising of a depletion of 8 non-essential amino acids (arginine, asparagine, aspartic acid, cysteine, glutamine, proline, serine, and tyrosine).

[0396] In the studies shown in **FIG. 22A** to **FIG. 22B, FIG. 23** to **FIG. 25**, the "grey diet," the "black diet," and the "blue diet" were tested.

[0397] Tumor growth

[0398] *Procedure.* As described in **FIG. 21**, Syngeneic mouse models, also known as Allograft mouse tumor systems, were used. Syngeneic mouse models consist of tumor tissues derived from the same genetic background as tumor tissues from the same genetic background as a given mouse strain. Since syngeneic mice retain intact immune systems, they are particularly relevant for studies of immunotherapies. The mice were approximately 8 weeks old. The study had nine groups: (1) mice administered with the "black diet", (2) mice administered with the "blue diet", (3) mice administered with the "grey diet", (4) mice administered with the "black diet" and anti-PD-1 drug, (5) mice administered with the "blue diet" and anti-PD-1 drug, (6) mice administered with the anti-PD-1 drug only, (7) mice administered with the "black diet" and anti-PD-L1 drug, (8) mice administered with the "blue diet" and anti-PD-L1 drug, and (9) mice administered with the anti-PD-L1 drug only. Each group had 10 mice. The mice were placed on the respective diet on day 11. The mice were fed *ad libitum*. The tumor sizes were monitored 3 times weekly. Both anti-PD-1 and anti-PD-L1 were given at 10 mg/kg weight, i.p. on day 1, 4, 8, 11 post implantation

[0399] *Results.* In **FIG. 22A** and **FIG. 22B**, the results for the mice administered with the "blue diet" are denoted with a blue line and solid circles, the mice administered with the "black diet" are denoted with a black line with solid circles, and the mice administered with the "grey diet" are denoted with a grey line and solid circles. In **FIG. 22B**, the results for the mice administered with abPD-1 only is denoted by a black line with solid squares, and the mice administered with abPD-L1 only is denoted by a black line with solid triangles.

[0400] As shown in **FIG. 22A** and **FIG. 22B**, for the mice on the "blue diet," the tumor volume size was lower than the mice that were on the "black diet" and the "grey diet." the "blue diet" works on mice with intact immune functions. The mice on the "blue diet" had good efficacy as compared to the mice that were treated with abPD-1 or abPD-L1. The treatment diet ("blue diet") works on mice with intact immune functions.

[0401] In **FIG. 23**, the results for the mice administered with the "blue diet" and abPD-L1 are denoted with a blue line and solid triangles, the mice administered with the "black diet" are denoted with a black line with solid circles, and the mice administered with the abPD-L1 only are denoted

with a grey line and solid triangles. As shown in **FIG. 23**, the "blue diet" boosts the efficacy of abPD-L1 and does not attenuate immune response. The mice administered with the "blue diet" and abPD-L1 had a lower tumor volume than the mice on the "black diet" and the mice administered with abPD-L1 only.

[0402] In **FIG. 24**, the results for the mice administered with the "blue diet" and abPD-1 are denoted with a blue line and solid squares, the mice administered with the "black diet" are denoted with a black line with solid circles, and the mice administered with the abPD-1 only are denoted with a grey line and solid squares. As shown in **FIG. 24**, the "blue diet" boosts the efficacy of abPD-1 and does not attenuate immune response. The mice administered with the "blue diet" and abPD-1 had a lower tumor volume than the mice on the "black diet" and the mice administered with abPD-1 only.

[0403] Body weight

[0404] *Procedure.* As described in **FIG. 21**, Syngeneic mouse models, also known as Allograft mouse tumor systems, were used. Syngeneic mouse models consist of tumor tissues derived from the same genetic background as tumor tissues from the same genetic background as a given mouse strain. Since syngeneic mice retain intact immune systems, they are particularly relevant for studies of immunotherapies. The mice were approximately 8 weeks old. The study had nine groups: (1) mice administered with the "black diet", (2) mice administered with the "blue diet", (3) mice administered with the "grey diet", (4) mice administered with the "black diet" and anti-PD-1 drug, (5) mice administered with the "blue diet" and anti-PD-1 drug, (6) mice administered with the anti-PD-1 drug only, (7) mice administered with the "black diet" and anti-PD-L1 drug, (8) mice administered with the "blue diet" and anti-PD-L1 drug, and (9) mice administered with the anti-PD-L1 drug only. Each group had 10 mice. The mice were placed on the respective diet on day 11. The mice were fed *ad libitum*. The tumor sizes were monitored 3 times weekly. Tumor tissues and plasma samples were collected. Anti-PD-1 was given at 10 mg/kg weight, i.p. on day 1, 4, 8, 11 post implantation.

[0405] *Results.* As shown in **FIG. 25**, the mice on the "blue diets" had minimal body weight loss.

[0406] *Example 19: Effect of treatment on NASH*

[0407] The effect of treatment diets on NASH was tested. The mice in the studies were placed on one of the diets shown in **FIG. 17**. As shown in **FIG. 17**, (1) the "grey diet" was a natural food diet, (2) the "black diet" was a formulated complete diet with all 20 amino acids, (3) the "blue diet" was a depleted "black diet" comprising of a depletion of 9 non-essential amino acids (alanine, asparagine, aspartic acid, cysteine, glutamine, glycine, proline, serine, and tyrosine), (4) the "purple diet" was a depleted "black diet" comprising of a depletion of 7 non-essential amino acids

(asparagine, aspartic acid, cysteine, glutamine, proline, serine, and tyrosine), and (5) the "green diet" was a depleted "black diet" comprising of a depletion of 8 non-essential amino acids (arginine, asparagine, aspartic acid, cysteine, glutamine, proline, serine, and tyrosine). In the studies shown in **FIG. 27** and **FIG. 28**, the "grey diet," the "black diet," the "blue diet," the "purple diet," and the "green diet" were tested.

[0408] Obesity and Blood Glucose

[0409] *Procedure.* As described in **FIG. 26**, NASH obesity GMO mice were used. The mice were approximately 5 weeks old. The study had five groups: (1) mice administered with the "black diet", (2) mice administered with the "blue diet", (3) mice administered with the "purple diet", (4) mice administered with the "green diet", (5) mice administered with the "grey diet". Each group had 5 mice. The mice were placed on the respective diet on day 1. The mice were fed *ad libitum*. The blood glucose levels and body weight were measured weekly. Blood samples were collected.

[0410] As shown in **FIG. 27**, the mice on the "blue diet" had minimal body weight loss, which indicates a potential benefit for obesity and diabetes.

[0411] As shown in **FIG. 28**, the mice on the "blue diet" had lower blood glucose levels than the other treatments. The "blue diet" stabilizes blood glucose.

[0412] *Example 20: Effect of treatment and dialysis on cancer*

[0413] The effect of treatment diets and dialysis was tested in glioblastoma. The mice in the studies were placed on one of the diets shown in **FIG. 17** and/or placed on dialysis with one of the compositions shown in **FIG. 8**. As shown in **FIG. 17**, (1) the "grey diet" was a natural food diet, (2) the "black diet" was a formulated complete diet with all 20 amino acids, (3) the "blue diet" was a depleted "black diet" comprising of a depletion of 9 non-essential amino acids (alanine, asparagine, aspartic acid, cysteine, glutamine, glycine, proline, serine, and tyrosine), (4) the "purple diet" was a depleted "black diet" comprising of a depletion of 7 non-essential amino acids (asparagine, aspartic acid, cysteine, glutamine, proline, serine, and tyrosine), and (5) the "green diet" was a depleted "black diet" comprising of a depletion of 8 non-essential amino acids (arginine, asparagine, aspartic acid, cysteine, glutamine, proline, serine, and tyrosine). In the studies shown in **FIG. 29A** to **FIG. 30B**, the "grey diet," and the "blue diet" were tested.

[0414] *Procedure*. As described in **FIG. 29**, Athymic nude mice were implanted with U251 glioblastoma cells by subcutaneous injection. The mice were 5 weeks old. The studies in **FIG. 30A** to **FIG. 31B** had 4 groups: mice administered with the natural chow ("the grey diet"), mice administered with the "blue diet," mice on the "grey diet" and treated with dialysis, and mice on the "blue diet" and treated with dialysis. Each group had 5 mice. The mice were placed on the respective treatment on day 1. The mice were fed *ad libitum*. For the dialysis session,

approximately 2 mL of dialysis solution was injected in the peritoneal space, and drawn out approximately 2 to 4 hours later. The tumor sizes were monitored twice a week.

[0415] *Tumor Volume Results*. As shown in **FIG. 30A** and **FIG. 30B**, the mice on the "blue diet" and treated with dialysis exhibited a reduction in tumor volume. The data suggest that dialysis further improves the treatment diet ("blue diet") in reducing cancer. As shown in FIG. 30B, day 15 was the day of the last successful dialysis. After day 17, dialysis was not successful because the dialysis tubing was clogged inside of the mice.

[0416] *Body weight Results.* As shown in **FIG. 31A** and **FIG. 31B**, the mice on the "blue diet" had minimal body weight loss.

Example 21: Effects of Treatment Diets on Subjects at Risk of Developing diabetes, obesity, or/and NASH conditions

[0417] This example illustrates the therapeutic or preventive effects of the treatment diets as described herein on subjects at risk of developing diabetes, obesity, non-alcoholic steatohepatitis (NASH) or associated conditions.

[0418] Experimental:

[0419] The MS-NASH mouse (formerly called FATZO™) is an inbred, polygenic model of obesity, metabolic syndrome, and NASH. MS-NASH mice (e.g., at the age of 8 weeks) with the risk of developing diabetes, obesity, or/and NASH conditions were randomly assigned into four groups: I, II, III, and IV (e.g., each n=5). Without inducing NASH in the mice, each of the four groups was treated continuously with a testing diet for a duration (e.g., four weeks or longer). In particular, groups I, II, III, and IV were treated with *a natural chow*, with *treatment diet A*, with *comparative diet 4*, with *comparative diet 5*, respectively. Glucose levels of the mice were monitored every week during the entire treatment period. Blood samples were collected from all mice at the end of the treatment period (e.g., at week 4 of a four-week treatment); and the mouse blood liver profiles were measured using Vetscan VS2 analyzer.

[0420] Improved prevention and care of obesity & body weight management:

[0421] As illustrated in **FIG. 32A**, the mice of group II, receiving treatment diet A, gained less body weight as compared to the other three groups during the treatment period, indicating the effect of the treatment diets on body weight management.

[0422] Improved prevention and care of diabetes:

[0423] As illustrated in **FIG. 32B**, the treatment diets, as exemplified by treatment diet A, effectuated lower blood glucose levels (in the mice of group II) as compared to the mice on other three diets, indicating the effects of the treatment diets on stabilizing blood glucose in subjects at risk of developing NASH or associated condition.

[0424] Maintained, or minimized loss of, liver functions:

[0425] As illustrated in **FIGS. 32C-32D**, the treatment diets, as exemplified by treatment diet A, effectuated lower liver enzymes (serum level), such as lower alanine aminotransferase (ALT), alkaline phosphatase (ALP), aspartate aminotransferase (AST), gamma glutamyltransferase (GGT), or a combination thereof, in the mice of group II as compared to the mice in groups III and IV, receiving comparative diets 4 and 5 respectively, indicating the effects of the treatment diets on stabilizing liver functions in subjects at risk of developing NASH. Notably, the measured blood liver functions of the group II mice were comparable to those measured in the group I mice receiving the natural chow diet. As reference, for example, liver enzyme levels in subjects without NASH condition(s) can be as follows: alanine aminotransferase (ALT) 7 to 55 units per liter (U/L); aspartate aminotransferase (AST) 8 to 48 U/L; alkaline phosphatase (ALP) 40 to 129 U/L; gamma glutamyltransferase (GGT) 8 to 61 U/L.

Example 22: Effect of Treatment Diets on NASH

[0426] This example illustrates the therapeutic effects of the treatment diets as described herein on subjects suffering from non-alcoholic steatohepatitis (NASH) or associated conditions.

[0427] Experimental:

[0428] NASH was induced in MS-NASH mice by feeding an induction diet (e.g., the high-fat induction diet described in **Table 8** (containing high amount of fats, reduced amount of carbohydrates, and casein) or a functional equivalent) for a duration of induction (e.g., 8 weeks). The resultant, NASH-induced mice were then randomized into 4 groups and each treated continuously with a testing diet for a duration (e.g., 16 weeks or longer). As a non-limiting example, the four groups of mice, Groups I, II, III, and IV, in the instant example were placed on a reference diet (containing normal amount of fats, normal amount of carbohydrates, and complete amino acid mix including all 20 amino acids (e.g., Comparative AA mix 1 of **Table 9**)), treatment diet A (containing normal amount of fats, normal amount of carbohydrates, and a formulated amino acid mix as described herein (e.g., Formulated AA mix of **Table 9**)), a reference high-fat diet (containing high amount of fats, reduced amount of carbohydrates, and complete amino acid mix including all 20 amino acids (e.g., Comparative AA mix 1 of **Table 9**)), treatment diet A' (containing high amount of fats, reduced amount of carbohydrates, and a formulated amino acid mix as described herein (e.g., Formulated AA mix of **Table 9**)) for additional 16 weeks. **Table 8** below illustrates exemplary compositions of the tested diets and an illustrative induction diet. Body weights and glucose levels of the mice were monitored every week during the entire treatment period. Blood samples were collected from all mice at various timepoints (e.g., at week 8 and week 16); and NASH-related markers and liver function profiles were measured. At the end of the study

(e.g., week 16), all mice were euthanized by neck dislocation, and blood samples and liver tissues were collected for examination.

Table 8. *Non-limiting exemplary compositions of four tested diets and an exemplary induction diet*

Diet	Fat	Carbohydrates	Protein
Reference diet	9% kcal (4% w/w soybean oil)	73% kcal (59% w/w starch 10% w/w sucrose)	18% kcal (complete AA mix)
Treatment diet A	9% kcal (4% w/w soybean oil)	73% kcal (59% w/w starch 10% w/w sucrose)	18% kcal (AA mix FTN203 formula)
Reference high-fat diet	40% kcal (1.8% w/w cholesterol 2.5% w/w soybean oil 2.0% w/w lard 13.5% w/w palm oil)	40% kcal (20% w/w fructose 10% w/w starch 10% w/w sucrose)	20% kcal (complete AA mix)
Treatment diet A' (high fat)	40% kcal (1.8% w/w cholesterol 2.5% w/w soybean oil 2.0% w/w lard 13.5% w/w palm oil)	40% kcal (20% w/w fructose 10% w/w starch 10% w/w sucrose)	20% kcal (AA mix FTN203 formula)
Induction diet	40% kcal (2.5% w/w soybean oil 2.0% w/w lard 13.5% w/w palm oil)	40% kcal (20% w/w fructose 10% w/w starch 10% w/w sucrose)	20% kcal (20% casein + 0.3% cystine)

[0429] Comparable food consumption among the tested groups:

[0430] As illustrated in **FIG. 33**, the treatment diets, as exemplified by treatment diet A and treatment diet A', did not affect appetite of the subject. The mice of groups II and IV, receiving treatment diet A and treatment diet A' respectively, consumed comparable amount of food as the mice of groups I and III, receiving Reference diet and Reference high-fat diet respectively, during the entire treatment period, indicating safety (e.g., non-toxicity) of the treatment diets.

[0431] Improved prevention and care of obesity & body weight management:

[0432] As illustrated in **FIG. 34**, the treatment diets, as exemplified by treatment diet A and treatment diet A', reduced body weight of the mice of groups II and IV as compared to the mice of groups I and III on Reference diet and Reference high-fat diet during the treatment period, indicating effects of the treatment diets on improving obesity and managing body weight of subjects with NASH.

[0433] Improved liver functions:

[0434] As illustrated in **FIGS. 35A-35B**, the treatment diets, as exemplified by treatment diet A and treatment diet A', decreased serum levels of liver enzymes, such as serum levels of alanine

aminotransferase (ALT), alkaline phosphatase (ALP), aspartate aminotransferase (AST), gamma glutamyltransferase (GGT), or a combination thereof, in the mice of groups II and IV as compared to the mice of groups I and III, receiving Reference diet and Reference high-fat diet respectively, at various timepoints (e.g., at week 8 and week 16), indicating effects of the treatment diets on improving liver functions of subjects with NASH. As reference, for example, liver enzyme levels in subjects without NASH condition(s) can be as follows: alanine aminotransferase (ALT) 7 to 55 units per liter (U/L); aspartate aminotransferase (AST) 8 to 48 U/L; alkaline phosphatase (ALP) 40 to 129 U/L; gamma glutamyltransferase (GGT) 8 to 61 U/L.

[0435] Reduced cholesterol level in blood:

[0436] As illustrated in **FIG. 36**, the treatment diets, as exemplified by treatment diet A and treatment diet A', lowered lipid levels, such as cholesterol level, in the mice of groups II and IV as compared to the mice of groups I and III, receiving Reference diet and Reference high-fat diet respectively, at various timepoints (e.g., at week 8 and week 16), indicating effects of the treatment diets on improving lipids levels in blood of subjects with NASH.

[0437] Reduced liver size and intrahepatic fat:

[0438] As illustrated in **FIGS. 37A-37D**, the treatment diets, as exemplified by treatment diet A and treatment diet A', effectuated lower liver weight, liver/body weight ratio and liver/bran weight ratio in the mice of groups II and IV as compared to the mice of groups I and III, receiving Reference diet and Reference high-fat diet respectively, at various timepoints (e.g., at week 16), indicating effects of the treatment diets on reducing intrahepatic fat in subjects with NASH.

[0439] Improved prevention and care of diabetes:

[0440] As illustrated in **FIG. 38**, the treatment diets, as exemplified by treatment diet A and treatment diet A', decreased blood glucose levels in the mice during the treatment period as compared to the induction phase (receiving induction diet), indicating effects of the treatment diets on improving blood glucose in subjects with NASH.

[0441] Reduced bile acid level in blood:

[0442] The treatment diets reduce bile acid levels in the mice as compared to the mice receiving reference diet at various timepoints, indicating effects of the treatment diets on improving liver functions of subject with NASH.

Example 23: Anti-Cancer Effects of Single Amino Acid Depletion in Treatment Diets

[0443] This example illustrates anti-cancer effects of single amino acid depletion in treatment diets.

[0444] Various amino acid mixes, each (1) depleted with *one* of the non-essential amino acids selected from cysteine, asparagine, aspartic acid, glutamine, proline, serine, tyrosine, alanine, glycine, arginine, glutamic acid and (2) containing *all* nine essential amino acids including

histidine, isoleucine, leucine, lysine, methionine, phenylalanine, threonine, tryptophan, and valine, are prepared. Each of the prepared amino acid mixes is formulated into nutritional composition(s) for incubating with cancer cell(s) or for testing on animals. The amino acid mixes or nutritional composition tested effective in mitigating, curing, or preventing cancer are used or further formulated for administration to subject(s) suffering from, or at risk of developing, the corresponding cancer.

[0445] For example, **FIG. 39** illustrates the inhibitory effect of single amino acid depletion on lung cancer, as indicated by the relative cell viability of H226 Lung cancer cells incubated with cell culture depleted with one non-essential amino acid.

Example 24: Anti-Cancer Effects of Combinatorial Amino Acids Depletion in Treatment Diets

[0446] This example illustrates anti-cancer effects of combinatorial amino acids depletion in treatment diets.

[0447] Various amino acid mixes, each (1) depleted with *at least two* of the non-essential amino acids selected from cysteine, asparagine, aspartic acid, glutamine, proline, serine, tyrosine, alanine, glycine, arginine, glutamic acid and (2) containing *all* nine essential amino acids including histidine, isoleucine, leucine, lysine, methionine, phenylalanine, threonine, tryptophan, and valine, are prepared. Each of the prepared amino acid mixes is formulated into nutritional composition(s) for incubating with cancer cell(s) or for testing on animals. The amino acid mixes or nutritional composition tested effective in mitigating, curing, or preventing cancer are used or further formulated for administration to subject(s) suffering from, or at risk of developing, the corresponding cancer.

[0448] For example, **Table 9** illustrates the non-essential amino acid compositions/depletions of six comparative amino acid (AA) mixes (No. 1-6) and a formulated AA mix.

Table 9: *Exemplary combinatorial amino acids depletion in the treatment diets*

Diet Name	**Non-Essential Amino Acids Depletion(s)**
Comparative AA mix 1	All present (cysteine, asparagine, aspartic acid, glutamine, proline, serine, tyrosine, alanine, glycine, arginine, glutamic acid)
Comparative AA mix 2	-Cys, -Gln, -Pro, -Ser, -Tyr
Comparative AA mix 3	-Asn, -Cys, -Gln, -Tyr
Formulated AA mix*	-Asn, -Asp, -Cys, -Gln, -Pro, -Ser, -Tyr, -Ala, -Gly,
Comparative AA mix 4	-Asn, -Asp, -Cys, -Gln, -Pro, -Ser, -Tyr
Comparative AA mix 5	-Asn, -Asp, -Cys, -Gln, -Pro, -Ser, -Tyr, -Arg
Comparative AA mix 6	-Cys

*Formulated amino acid mix used in treatment diet A

All the amino acid mixes in this table contains all nine essential amino acids.

[0449] For example, **FIG. 40** illustrates the inhibitory effect of combinatorial amino acids depletion on lung cancer, as indicated by the relative cell viability of H226 Lung cancer cells incubated with cell culture depleted with combinatorial non-essential amino acids.

[0450] As another example, **FIG. 41** illustrate the inhibitory effects of combinatorial amino acids depletion on head and neck cancer, as indicated by tumor volume of Fadu cells (ATCC® HTB-43™, a human epithelial cell line from squamous cell carcinoma of the hypopharynx) during the treatment period (e.g., 20 days or 100 days).

[0451] *Example 25: Recommended Daily Allowance*

[0452] Recommended daily allowance (RDA), the average daily level of intake sufficient to meet the nutrient requirements of healthy individuals, is exemplarily illustrated in **Table 10** below.

Table 10. *Non-limiting exemplary recommended daily allowance (RDA)*

Ingredient	Nutrient type/Grade	RDA	Status in Certain Exemplary Treatment Diet
PROPRIETARY AMINO ACID BLEND:	FCC/Food grade	For Adults 19 yr and older*	Required/ Mandatory
Alanine		N/A	
L-Arginine		N/A	
L-Asparagine		N/A	
L-Aspartic Acid		N/A	
L-Carnitine		N/A	
L-Cystine		N/A	
L-Glutamic Acid		N/A	
L-Glutamine		N/A	
Glycine		N/A	
L-Histidine		14 mg/kg/day	
L-Isoleucine		19 mg/kg/day	
L-Leucine		42 mg/kg/day	
L-Lysine		38 mg/kg/day	
L-Methionine + Cysteine		19 mg/kg/day	
L-Phenylalanine + Tyrosine		33 mg/kg/day	
L-Proline		N/A	
L-Serine		N/A	
Taurine		N/A	
L-Threonine		20 mg/kg/day	
L-Tryptophan		5 mg/kg/day	
L-Tyrosine			
L-Valine		24 mg/kg/day	
VITAMIN AND MINERAL PREMIX:	FCC/Food grade	Adults & Children >4y**	Required/ Mandatory
Dicalcium Phosphate		Phosphorus 1250 mg	
Calcium Carbonate		Calcium 1300 mg	
Magnesium Phosphate		Magnesium 420 mg	
Ascorbic Acid		Ascorbic Acid 90 mg	
Ferrous Sulfate		Iron 18 mg	
Niacinamide		Niacin 16 mg	
Zinc Sulfate		Zinc 11 mg	
D-Calcium Pantothenate		Pantothenic acid 5 mg	
Manganese Sulfate		Manganese 2.3 mg	
Pyridoxine hydrocloride		Pyridoxine 1.7 mg	
Riboflavin		Riboflavin 1.3 mg	
Thiamine Mononitrate		Thiamin 1.2 mg	

Ingredient	Nutrient type/Grade	RDA	Status in Certain Exemplary Treatment Diet
Copper Sulfate Folic Acid Potassium Iodide Vitamin K1 Sodium Selenite Sodium Molybdate Chromium Chloride D-Biotin Cyanocobalamin, B12 Vitamin A Palmitate Cholecalciferol Vitamin E Acetate		Copper 0.9 mg Folate 400 mcg Iodine 150 mcg Vitamin K 120 mcg Selenium 55 mcg Molybdenum 45 mcg Chromium 35 mcg Biotin 30 mcg Vitamin B12 2.4 mcg Vitamin A 900 mcg Vitamin D 20 mg Vitamin E 15 mcg	
Maltodextrin	FCC/Food grade	N/A	Required/ Mandatory
Sunflower Oil	FCC/Food grade	N/A	Required/ Mandatory
Cane Sugar	FCC/Food grade	N/A	Optional/ Excipients
Oat Fiber	FCC/Food grade	N/A	Optional/ Excipients
Chicory Root Fiber	FCC/Food grade	N/A	Optional/ Excipients
Potassium Chloride	FCC/Food grade	N/A	Required/ Mandatory
Salt	FCC/Food grade	N/A	Required/ Mandatory
Soy Lecithin	FCC/Food grade	N/A	Required/ Mandatory
Guar Gum	FCC/Food grade	N/A	Optional/ Excipients
Caramel Color	FCC/Food grade	N/A	Optional/ Excipients
Molasses	FCC/Food grade	N/A	Optional/ Excipients
Citric Acid	FCC/Food grade	N/A	Optional/ Excipients
Onion Flavor	FCC/Food grade	N/A	Optional/ Excipients
Garlic Flavor	FCC/Food grade	N/A	Optional/ Excipients
Honey	FCC/Food grade	N/A	Optional/ Excipients
Orange Cream Flavors	FCC/Food grade	N/A	Optional/ Excipients
Mixed Berries Flavors	FCC/Food grade	N/A	Optional/ Excipients
Lemon Flavors	FCC/Food grade	N/A	Optional/ Excipients
Sucralose	FCC/Food grade	N/A	Optional/ Excipients
Red #40 Color	Food grade	N/A	Optional/ Excipients
Yellow #5 Color	Food grade	N/A	Optional/ Excipients
Yellow #6 Color	Food grade	N/A	Optional/ Excipients

***Source:** Dietary Reference Intakes For Energy, Carbohydrate, Fiber, Fat, Fatty Acids, Cholesterol, Protein, and Amino Acids, Institute of Medicine of the National Academies, 2002 and 2005, THE NATIONAL ACADEMIES PRESS 500 Fifth Street, N.W. Washington, DC 20001

****Source:** s3.amazonaws.com/public-inspection.federalregister.gov/2016-11867.pdf (pages 903-904)

[0453] While preferred embodiments of the present invention have been shown and described herein, it will be obvious to those skilled in the art that such embodiments are provided by way of example only. Numerous variations, changes, and substitutions will now occur to those skilled in the art without departing from the invention. It should be understood that various alternatives to the embodiments of the invention described herein may be employed in practicing the invention. It is intended that the following claims define the scope of the invention and that methods and structures within the scope of these claims and their equivalents be covered thereby.

CLAIMS

WHAT IS CLAIMED IS:

1. A food composition comprising, by weight:

(i) at most 1% alanine

(ii) at most 1% cysteine/cystine; and

(iii) 1% to 10% non-cysteine/cystine sulfur-containing amino acid;

wherein essential amino acids comprise at least 50% by weight of all amino acids of said food composition.

2. The food composition of claim 1, wherein non-essential amino acids comprise at least 10% by weight of all amino acids of said food composition.

3. The food composition of claim 1 or 2, wherein said sulfur-containing amino acid comprise at least 4% by weight of all amino acids of said food composition.

4. The food composition of any one of claims 1-3, wherein said food composition comprises, by weight, at most 0.5% cysteine/cystine.

5. The food composition of any one of claims 1-4, wherein said food composition comprises, by weight, at most 0.2% cysteine/cystine.

6. The food composition of any one of claims 1-5, wherein said food composition comprises, by weight, at most 0.15% cysteine/cystine.

7. The food composition of any one of claims 1-6, wherein said food composition comprises, by weight, 1% to 8% non-cysteine/cystine sulfur-containing amino acid.

8. The food composition of any one of claims 1-6, wherein said food composition comprises, by weight, 1% to 5% non-cysteine/cystine sulfur-containing amino acid.

9. The food composition of any one of claims 1-8, wherein said non-cysteine/cystine sulfur-containing amino acid comprises methionine.

10. The food composition of claim 9, wherein said non-cysteine/cystine sulfur-containing amino acid comprises, by weight, 90% to 99% methionine.

11. The food composition of any one of claims 1-10, wherein said non-cysteine/cystine sulfur-containing amino acid comprises taurine.

12. The food composition of claim 11, wherein said non-cysteine/cystine sulfur-containing amino acid comprises, by weight, 1% to 10% taurine.

13. The food composition of any one of claims 1-12, wherein said food composition has a methionine to cysteine/cystine ratio of at least 8.

14. The food composition of any one of claims 1-13, wherein said food composition has a methionine to cysteine/cystine ratio of at least 10.

15. The food composition of any one of claims 1-14, wherein said food composition has a non-cysteine/cystine sulfur-containing amino acid to cysteine/cystine ratio of at least 8.

16. The food composition of any one of claims 1-15, wherein said food composition has a non-cysteine/cystine sulfur-containing amino acid to cysteine/cystine ratio of at least 10.

17. The food composition of any one of claims 1-16, wherein said food composition comprises, by weight, at most 0.5% alanine.

18. The food composition of any one of claims 1-17, wherein said food composition comprises, by weight, at most 0.2% alanine.

19. The food composition of any one of claims 1-18, wherein said food composition comprises, by weight, at most 10% arginine.

20. The food composition of any one of claims 1-19, wherein said food composition comprises, by weight, at most 20% glutamic acid/glutamate.

21. The food composition of any one of claims 1-20, wherein said food composition comprises, by weight, 2% to 20% glutamic acid/glutamate.

22. The food composition of any one of claims 1-21, wherein said food composition comprises at least two essential amino acid selected from histidine, isoleucine, leucine, lysine, methionine, phenylalanine, threonine, tryptophan, and valine.

23. The food composition of any one of claims 1-22, wherein said food composition comprises all essential amino acids selected from histidine, isoleucine, leucine, lysine, methionine, phenylalanine, threonine, tryptophan, and valine.

24. The food composition of any one of claims 1-23, wherein said food composition comprises, by weight, at most 20%, 15%, 10%, 5%, 1%, 0.5%, or 0.2% asparagine.

25. The food composition of any one of claims 1-24, wherein said food composition comprises, by weight, at most 20%, 15%, 10%, 5%, 1%, 0.5%, or 0.2% aspartic acid/aspartate.

26. The food composition of any one of claims 1-25, wherein said food composition comprises, by weight, at most 20%, 15%, 10%, 5%, 1%, 0.5%, or 0.2% glutamine.

27. The food composition of any one of claims 1-26, wherein said food composition comprises, by weight, at most 20%, 15%, 10%, 5%, 1%, 0.5%, or 0.2% glycine.

28. The food composition of any one of claims 1-27, wherein said food composition comprises, by weight, at most 20%, 15%, 10%, 5%, 1%, 0.5%, or 0.2% proline.

29. The food composition of any one of claims 1-28, wherein said food composition comprises, by weight, at most 20%, 15%, 10%, 5%, 1%, 0.5%, or 0.2% serine.

30. The food composition of any one of claims 1-29, wherein said food composition comprises, by weight, at most 20%, 15%, 10%, 5%, 1%, 0.5%, or 0.2% tyrosine.

31. The food composition of any one of claims 1-30, wherein said food composition comprises, by weight, at least 10%, 11%, 12%, 13%, 14%, 15%, 16%, 17%, 18%, or 19% protein/amino acids.

32. The food composition of any one of claims 1-31, wherein said food composition comprises, by weight, 5% to 25% of total amino acids.

33. The food composition of any one of claims 1-32, further comprising a pharmaceutically active agent.

34. The food composition of claim 33, wherein said pharmaceutically active agent is an anti-cancer therapeutic, an anti-obesity therapeutic, or an anti-NASH (non-alcoholic steatohepatitis) therapeutic.

35. The food composition of any one of claims 1-34, wherein said food composition is packaged as a solid food, semi-solid food, soup, broth, or beverage.

36. The food composition of any one of claims 1-35, wherein said food composition is packaged as a food product selected from a group consisting of a snack bar, cereal product, bakery product, soup product, broth product, dairy product, and porridge.

37. The food composition of claim any one of claims 1-36, wherein said food composition is a soup or broth.

38. The food composition of claim any one of claims 1-36, wherein said food composition is a nutritional shake.

39. A facility comprising a food composition of any one of claims 1-38.

40. The facility of claim 39, wherein said facility is a food manufacturing site.

41. The facility of claim 39, wherein said facility is a distribution center.

42. The facility of claim 39, wherein said facility is a commercial kitchen, restaurant or eating facility.

43. A kit comprising:

(a) a pre-packaged food composition of any one of claims 1-38; and

(b) instructions for using said pre-packaged food composition.

44. The kit of claim 43, wherein said kit provides complete meals for at least five days.

45. The kit of claim 43 or 44, wherein said kit further comprises a dialysis solution.

46. The kit of claim 45, further comprising instructions.

47. A method for treating cancer in a subject, the method comprising administering to said subject in need of treating said cancer a food composition of any one of claims 1-38, and administering to said subject a dialysis solution.

48. A method for treating cancer in a subject, the method comprising administering to said subject in need of treating said cancer a food composition of any one of claims 1-38.

49. The method of claim 47 or 48, wherein said cancer is selected from the group consisting of liver cancer, breast cancer, lung cancer, leukemia, prostate, and colon cancer.

50. The method of any one of claims 47-49, wherein said subject is human.

51. The method of any one of claims 47-50, wherein said subject has said cancer.

52. The method of any one of claims 47-51, wherein the method reduces a tumor size.

53. The method of claim 52, wherein said tumor size is reduced by at least 30%.

54. The method of any one of claims 47-53, wherein the method decreases a level of plasma cysteine.

55. The method of claim 54, wherein said level of plasma cysteine is decreased by at least 30%.

56. The method of claim 54, wherein said level of plasma cysteine is decreased by at least 80%.

57. The method of claim 54, wherein said level of plasma cysteine is decreased by at least 95%.

58. A method for reducing tumor size in a subject in need thereof, the method comprising administering to said subject having a tumor a food composition of any one of claims 1-38, and administering to said subject a dialysis solution.

59. A method for reducing tumor size in a subject in need thereof, the method comprising administering to said subject having a tumor a food composition of any one of claims 1-38.

60. The method of claim 58 or 59, wherein said subject is human.

61. The method of any one of claims 58-60, wherein said tumor is reduced by at least 30%.

62. The method of any one of claims 47-61, wherein said food composition is administered by dialysis.

63. A method for reducing or maintaining body weight of a subject in need thereof, the method comprising administering to said subject a food composition of any one of claims 1-38.

64. A method for treating obesity in a subject in need thereof, the method comprising administering to said subject having obesity a food composition of any one of claims 1-38.

65. The method of claim 63 or 64, wherein said subject is human.

66. The method of any one of claims 63-65, wherein the method is characterized by said subject achieving a weight loss of at least 5% compared to said subject's initial body weight prior to administration of said food composition.

67. A method for preventing or treating non-alcoholic steatohepatitis (NASH) or a disease or condition associated therewith, the method comprising administering to a subject in need thereof a cysteine/cystine-depleted diet, whether or not a diagnosis of NASH has been made.

68. The method of claim 67, wherein said cysteine/cystine-depleted diet comprises at most 1% cysteine/cystine.

69. The method of claim 67 or 68, wherein said cysteine/cystine-depleted diet is packaged as a solid food, semi-solid food, soup, broth, or beverage.

70. The method of any one of claims 67-69, wherein said cysteine/cystine-depleted diet is packaged as a food product selected from a group consisting of a snack bar, cereal product, bakery product, soup product, broth product, dairy product, and porridge.

71. The method of any one of claims 67-70, wherein said cysteine/cystine-depleted diet is a soup or broth, or a nutritional shake.

72. A method for preventing or treating non-alcoholic steatohepatitis (NASH) or a disease or condition associated therewith, the method comprising administering to a subject in need thereof a food composition of any one of claims 1-38, whether or not a diagnosis of NASH has been made.

73. The method of any one of claims 67-72, wherein said disease or condition associated with NASH is obesity, pre-diabetes, diabetes, or a combination thereof.

74. The method of any one of claims 67-73, wherein the method is characterized by said subject achieving a weight loss of at least 5% compared to said subject's initial body weight prior to administration of said food composition.

75. The method of any one of claims 67-74, wherein the method reduces a blood level of glucose of said subject by at least 10% compared to said subject's initial blood level of glucose prior to administration of said food composition.

76. The method of any one of claims 67-75, wherein the method decreases a serum activity of a liver enzyme by at least 10% compared to said subject's initial serum level or activity of said liver enzyme prior to administration of said food composition.

77. The method of claim 76, wherein said liver enzyme comprises alanine aminotransferase (ALT), or alkaline phosphatase (ALP), aspartate aminotransferase (AST), gamma glutamyltransferase (GGT), or a combination thereof.

78. The method of any one of claims 67-77, wherein the method decreases a blood level of cholesterol by at least 10% compared to said subject's initial blood level of said cholesterol prior to administration of said food composition.

79. The method of any one of claims 67-78, wherein the method decreases a blood level of bile acid by at least 10% compared to said subject's initial blood level of said bile acid prior to administration of said food composition.

80. The method of any one of claims 47-79, wherein said food composition is administered to said subject at least once a week.

81. The method of any one of claims 47-80, wherein said food composition is administered to said subject at least five times a week.

82. The method of any one of claims 47-81, wherein said food composition is administered to said subject over the course of at least four weeks.

83. The method of any one of claims 47-82, further comprising administering a pharmaceutically active agent.

84. The method of claim 83, wherein said pharmaceutically active agent is an anti-cancer therapeutic.

85. The method of claim 83 or 84, wherein said pharmaceutically active agent is provided in a subtherapeutic amount.

86. The method of any one of claims 47-85, further comprising administering a nutritional supplement.

87. The method of claim 86, wherein said nutritional supplement comprises at least one amino acid selected from a group consisting of arginine, histidine, isoleucine, lysine, methionine, phenylalanine, threonine, tryptophan, and valine.

88. The method of claim 86 or 87, wherein said nutritional supplement comprises providing said subject with nutrients at levels in accordance with the Recommended Dietary Allowances (RDAs), Adequate Intakes (AIs), and/or Daily Value (DV).

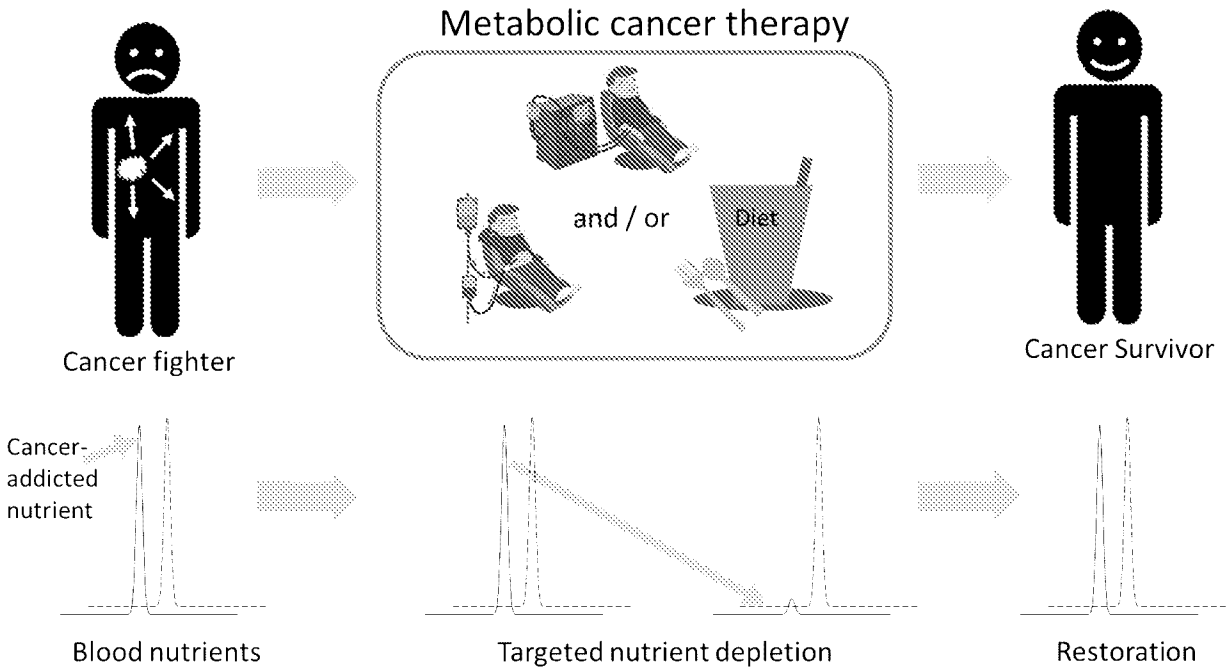
Metabolic cancer therapy
and / or
Diet
Cancer fighter
Cancer Survivor
Cancer-addicted nutrient
Blood nutrients
Targeted nutrient depletion
Restoration

FIG. 1

Diet Only Xenograft (blind to CROs)			
Cancer Model	**Design**	**Arms**	**CRO**
Colon	HCT116 in athymic nude mice	4	Aragen
Breast	MDA-MB-231 in NOD-SCID	2	Aragen
Breast	MDA-MB-231 in athymic nude mice	4	WBI
Prostate	PC-3 in athymic nude mice	2	WBI
Pancreatic	MIAPaCa-2 in athymic nude mice	2	Noble Biosci

FIG. 2

Overview of Rodent Diets						
	Designed control	**Designed control 2**	**Natural food**	**MEAD201**	**MEAD202**	**MEAD203**
Complete	✔	✔	✔			
MEAD				✔ (-5)	✔ (-3.5)	✔ (-9)
Protein % (w)	17 AA	17 AA + Protein Y	21 or 16 Protein Y/Z	17 AA	17 AA + protein X	17 AA
Carbohydrates % (w)	70.3	70.3	72.8	70.3	70.3	70.3
Fat % (w)	4	4	6.8 or 4	4	4	4
Gross Energy (kcal/kg)	3.8	3.9	4.1	3.8	3.8	3.9
Vitamins	✔	✔	✔	✔	✔	✔
Minerals	✔	✔	✔	✔	✔	✔
Fiber % (w)	5.0	5.0	4.6	5.0	5.0	5.0
Food restriction	✖	✖	✖	✖	✖	✖

FIG. 3

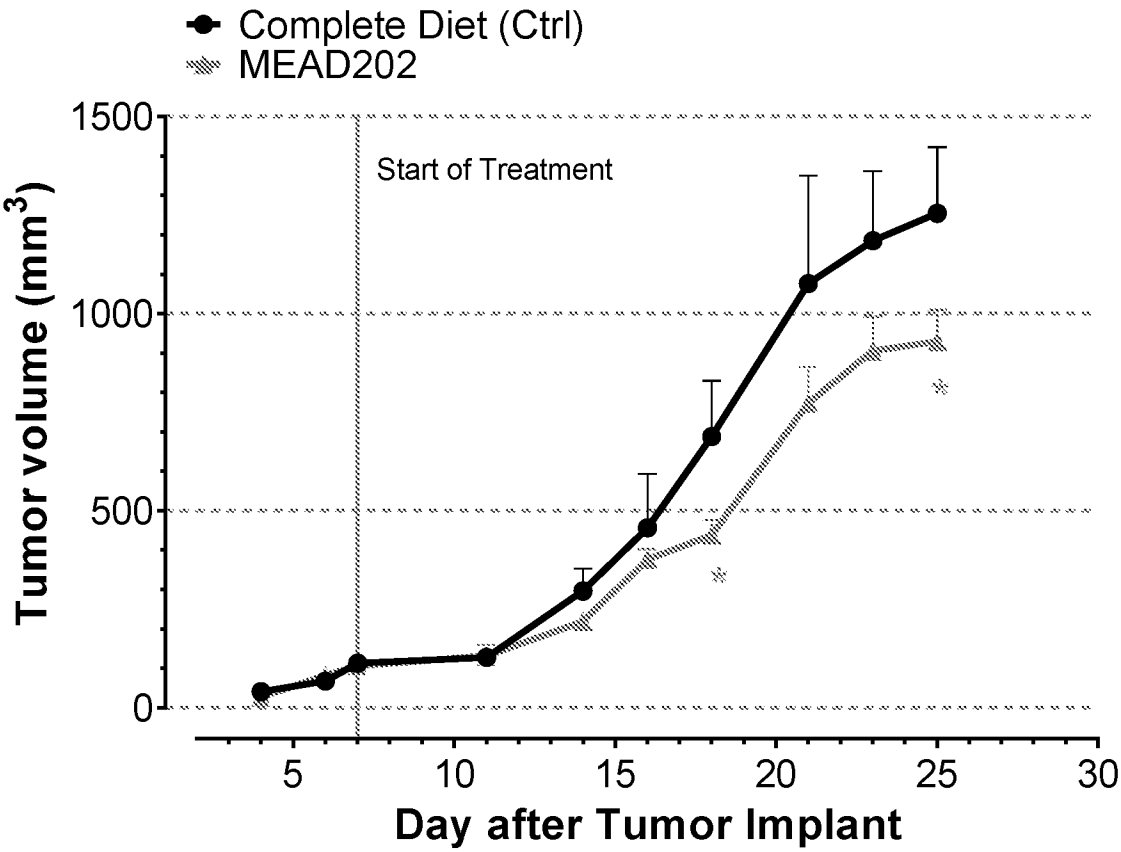
Colon Cancer (HCT116)
Complete Diet (Ctrl)
MEAD202
Start of Treatment
Tumor volume (mm3)
1500
1000
500
0
5
10
15
20
25
30
Day after Tumor Implant

FIG. 4

Triple Negative Breast Cancer (MDA-MDB-231)

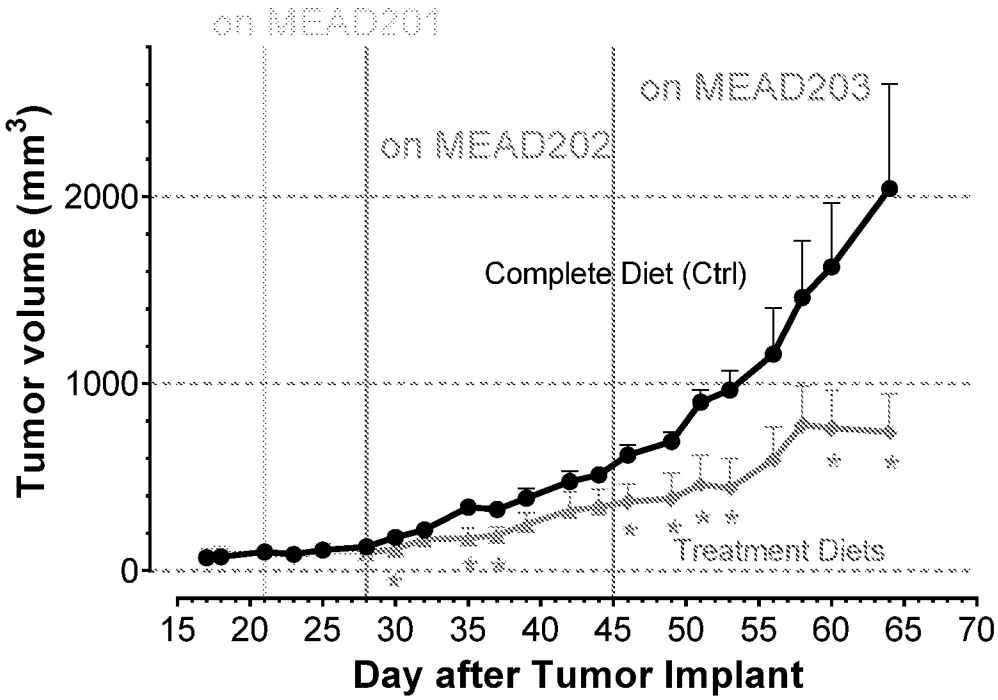

FIG. 5A

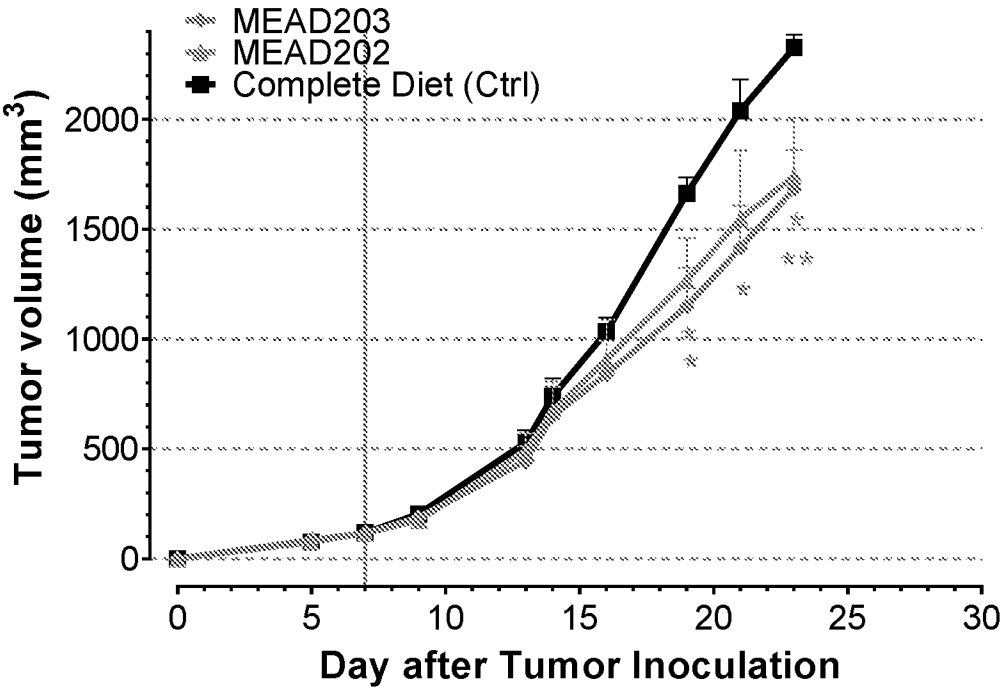
MEAD203
MEAD202
Complete Diet (Ctrl)
Tumor volume (mm3)
2000
1500
1000
500
0
0
5
10
15
20
25
30
Day after Tumor Inoculation

FIG. 5B

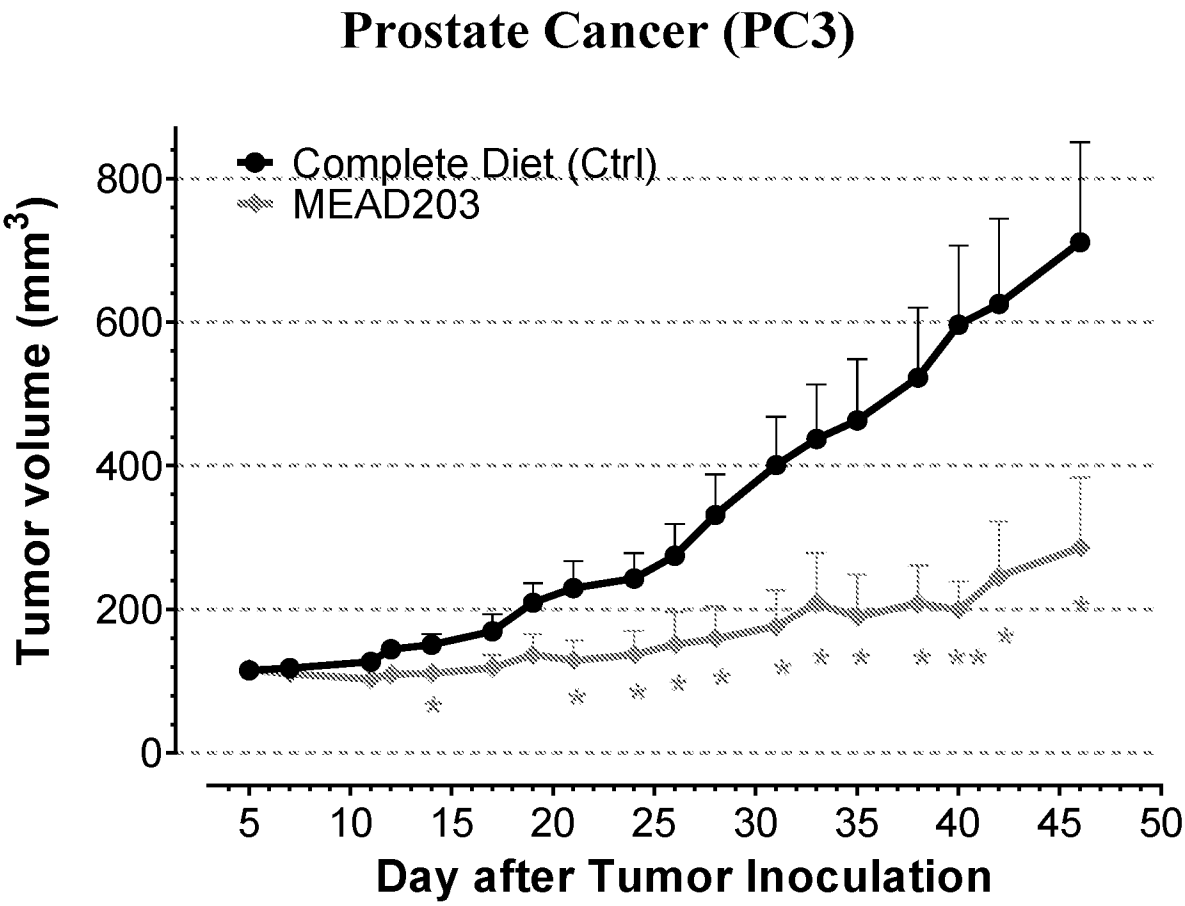
Prostate Cancer (PC3)
Complete Diet (Ctrl)
MEAD203
Tumor volume (mm3)
800
600
400
200
0
5
10
15
20
25
30
35
40
45
50
Day after Tumor Inoculation

FIG. 6

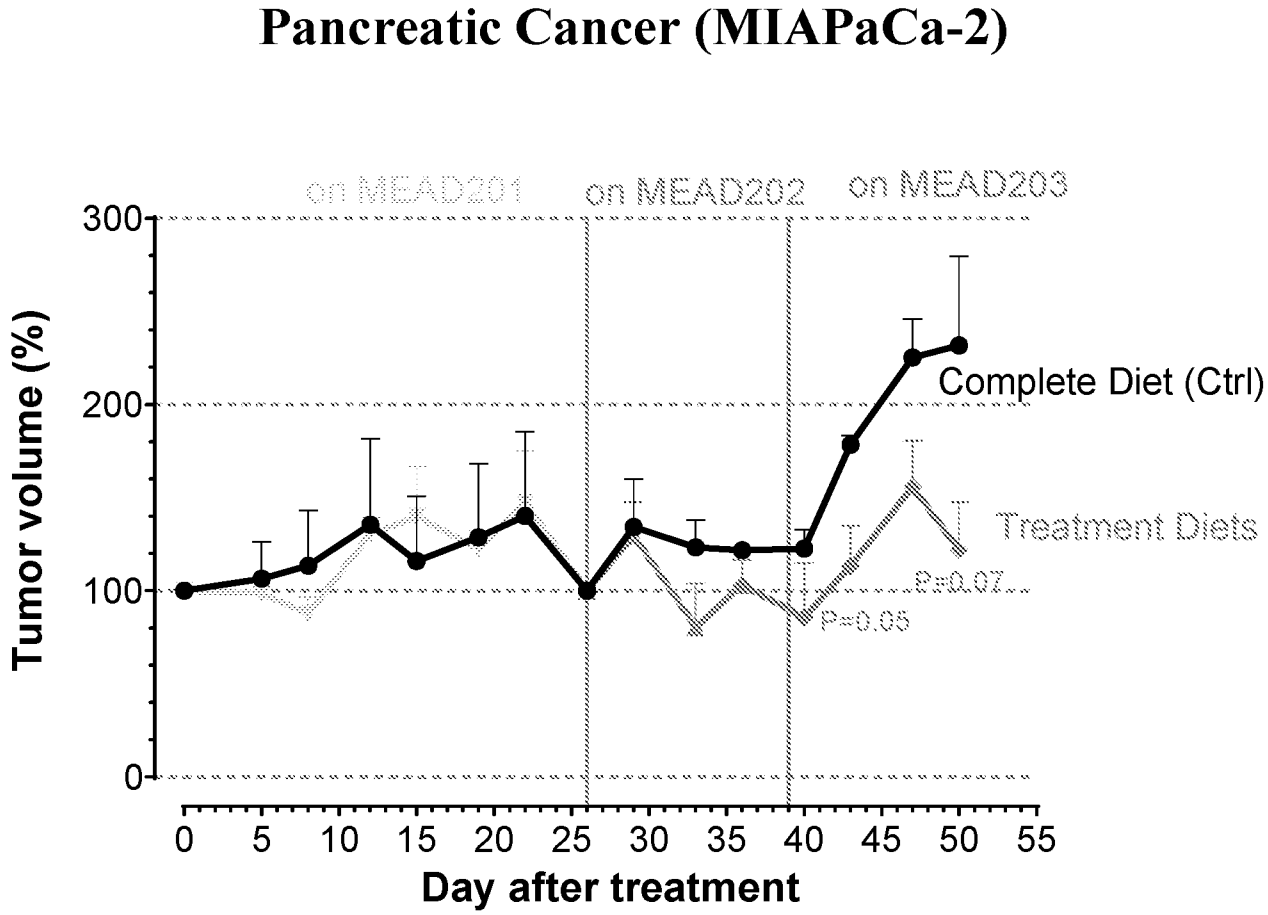
Pancreatic Cancer (MIAPaCa-2)
on MEAD201
on MEAD202
on MEAD203
Tumor volume (%)
300
200
100
0
Complete Diet (Ctrl)
Treatment Diets
P=0.07
P=0.05
0 5 10 15 20 25 30 35 40 45 50 55
Day after treatment

FIG. 7

Dialysis Fluid

	MEAD101	MEAD102	MEAD103	MEAD104
Dextrose Na, Mg, Ca, Cl, Lactate (Baxter)	✔	✔	✔	✔
Essential Amino Acids	✖	✔	✔	✔
Arg/Glu	✖	✔	✔	✔
Vitamins	✖	8	10	10 (B2 at 50x)
Mineral nutrients	✖	✖	✖	✖

FIG. 8

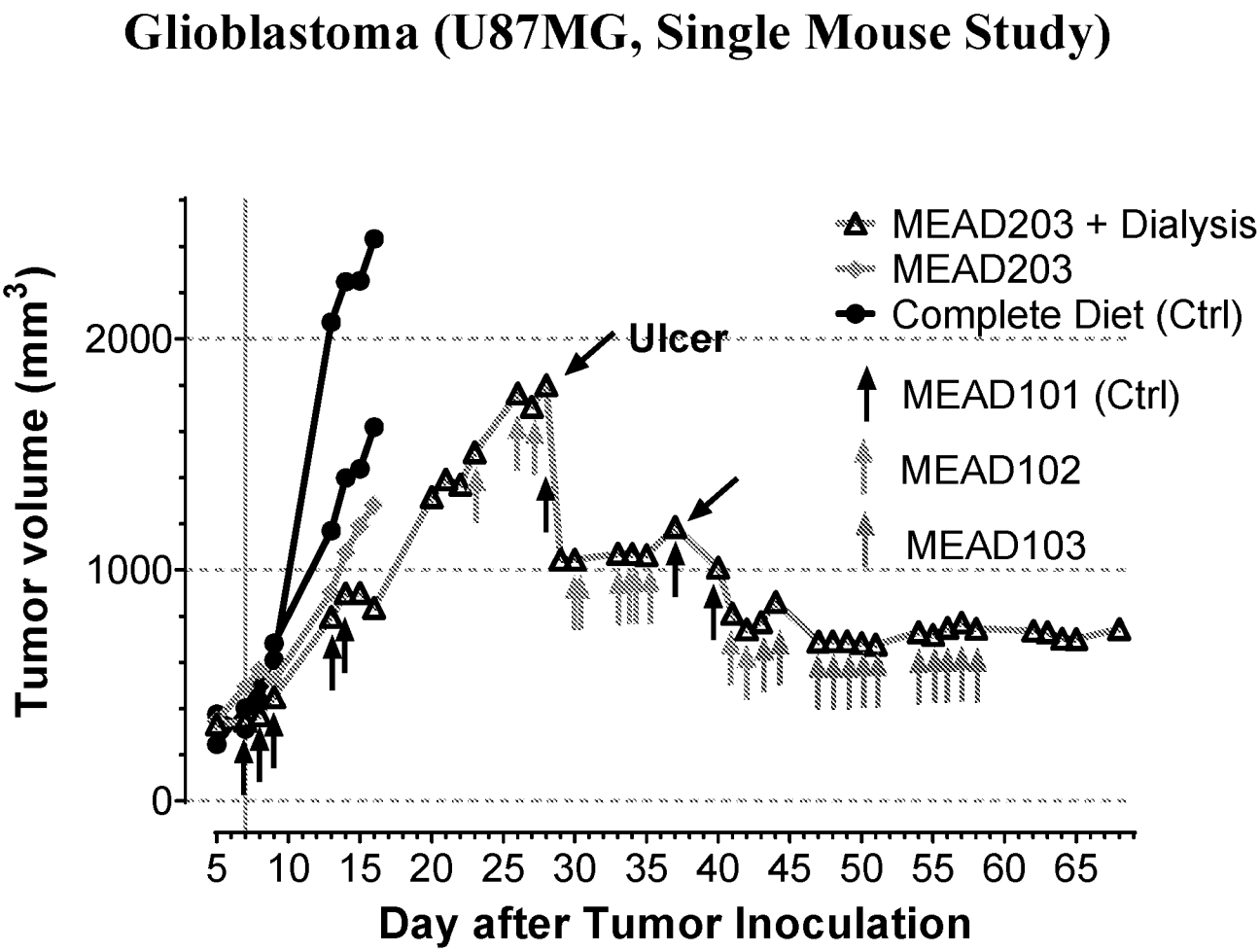
Glioblastoma (U87MG, Single Mouse Study)
Tumor volume (mm3)
2000
1000
0
5 10 15 20 25 30 35 40 45 50 55 60 65
Day after Tumor Inoculation
Ulcer
MEAD203 + Dialysis
MEAD203
Complete Diet (Ctrl)
MEAD101 (Ctrl)
MEAD102
MEAD103

FIG. 9

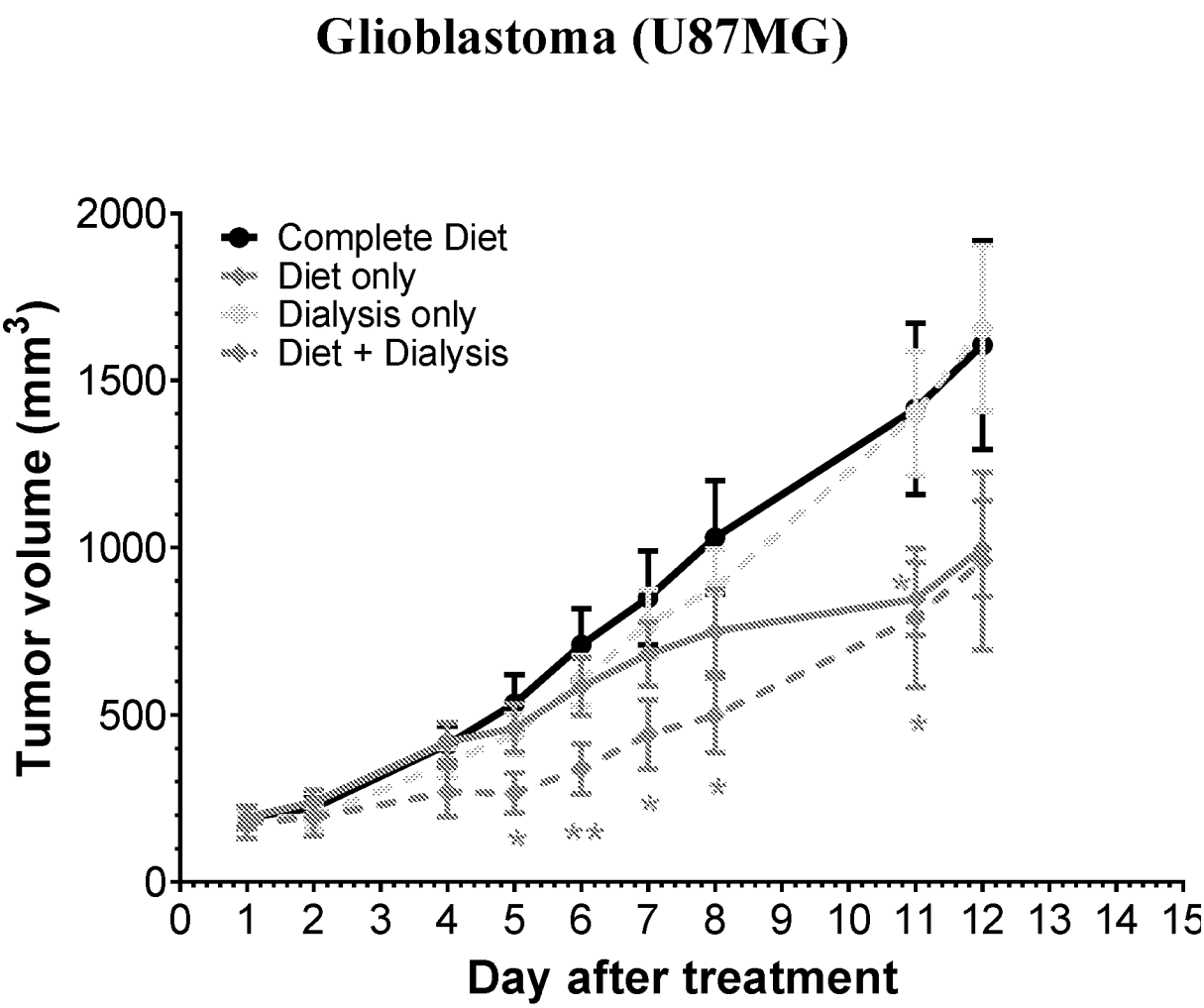
Glioblastoma (U87MG)
Complete Diet
Diet only
Dialysis only
Diet + Dialysis
Tumor volume (mm3)
2000
1500
1000
500
0
0 1 2 3 4 5 6 7 8 9 10 11 12 13 14 15
Day after treatment

FIG. 10

Body Weight Loss Stabilized

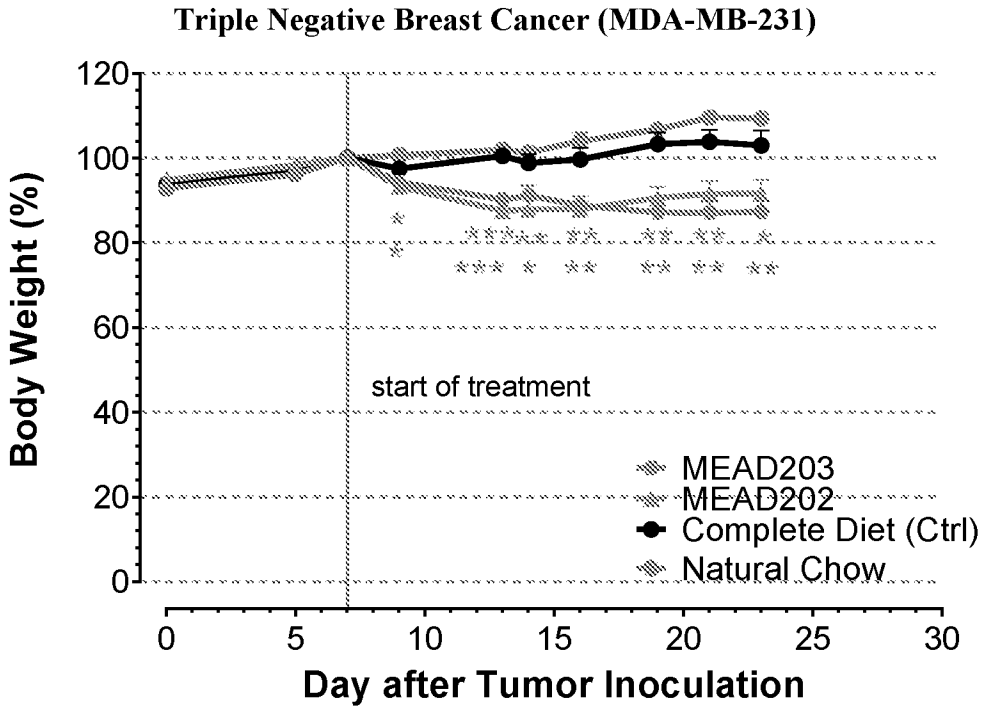

FIG. 11A

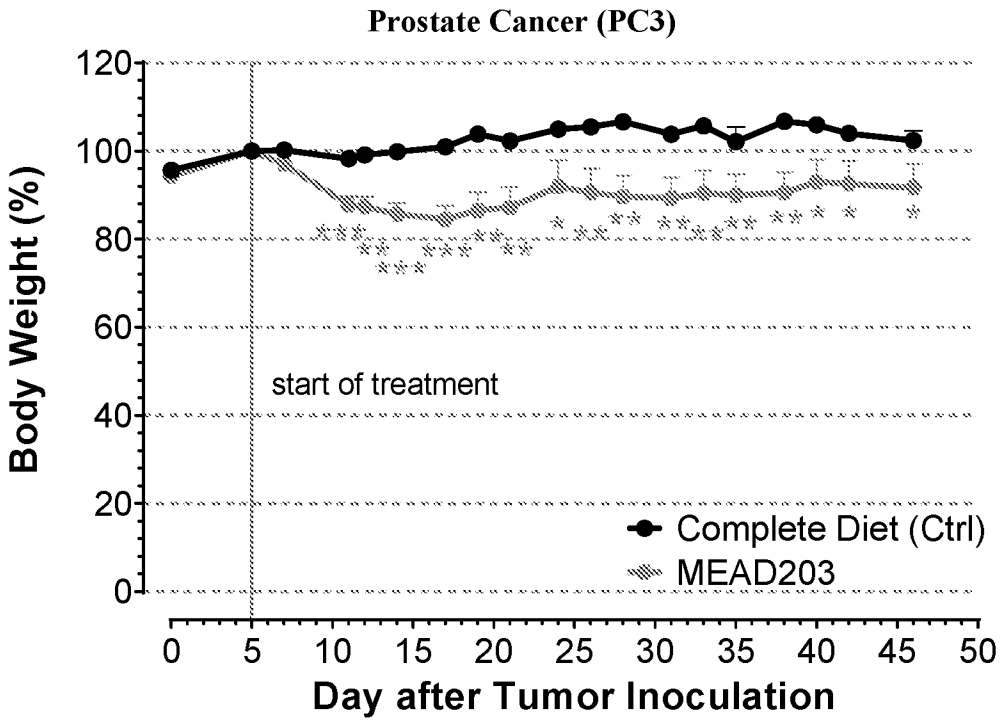

FIG. 11B

Blood Sugar Not Increased

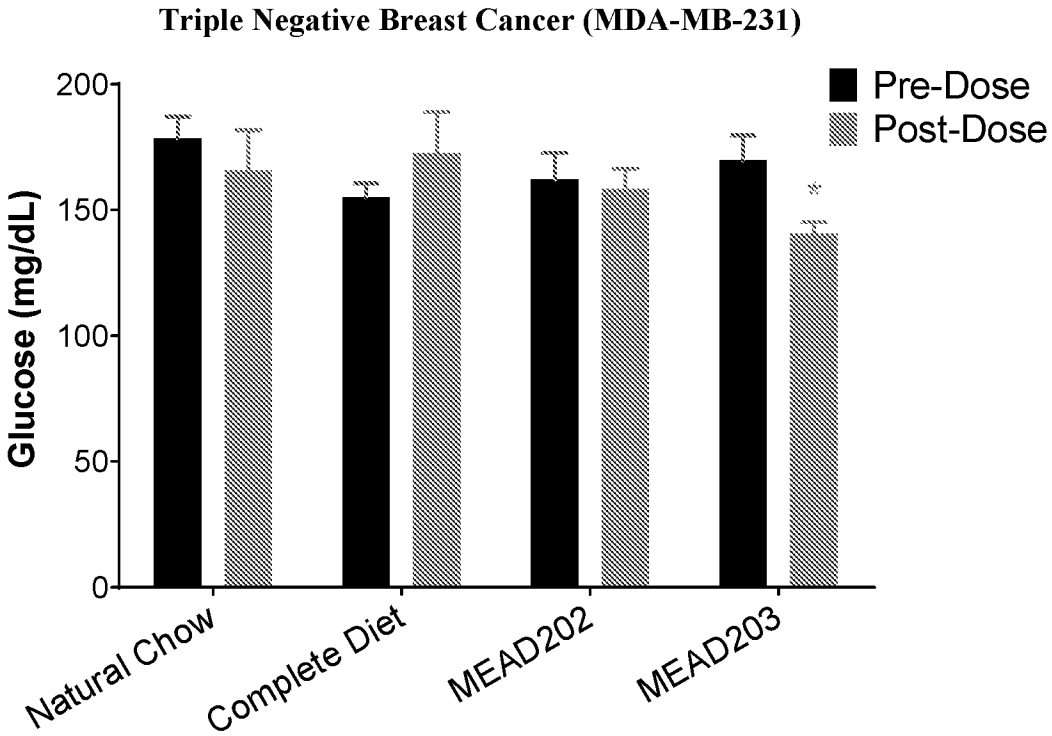

FIG. 12A

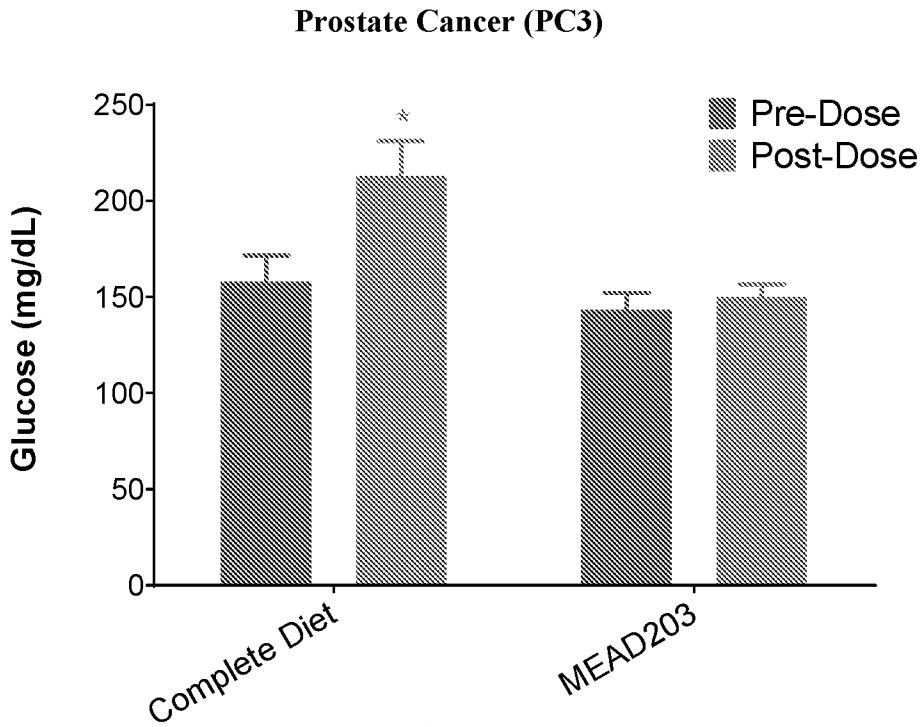

FIG. 12B

Ketosis Not Triggered

Triple Negative Breast Cancer (MDA-MB-231)

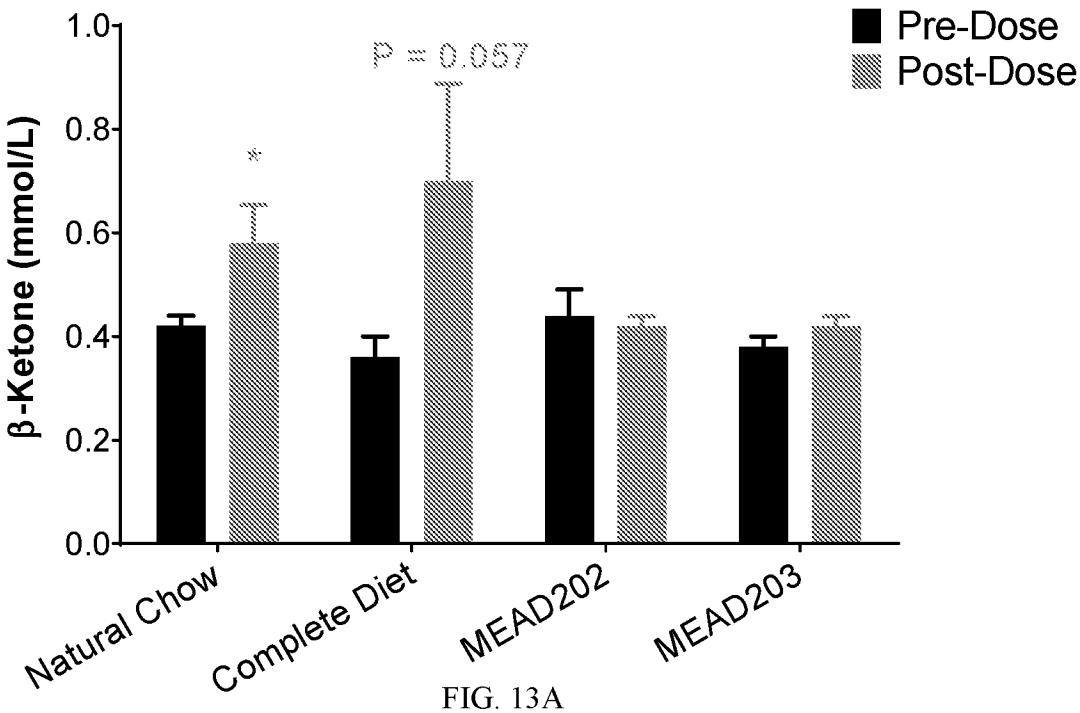

FIG. 13A

Prostate Cancer (PC3)

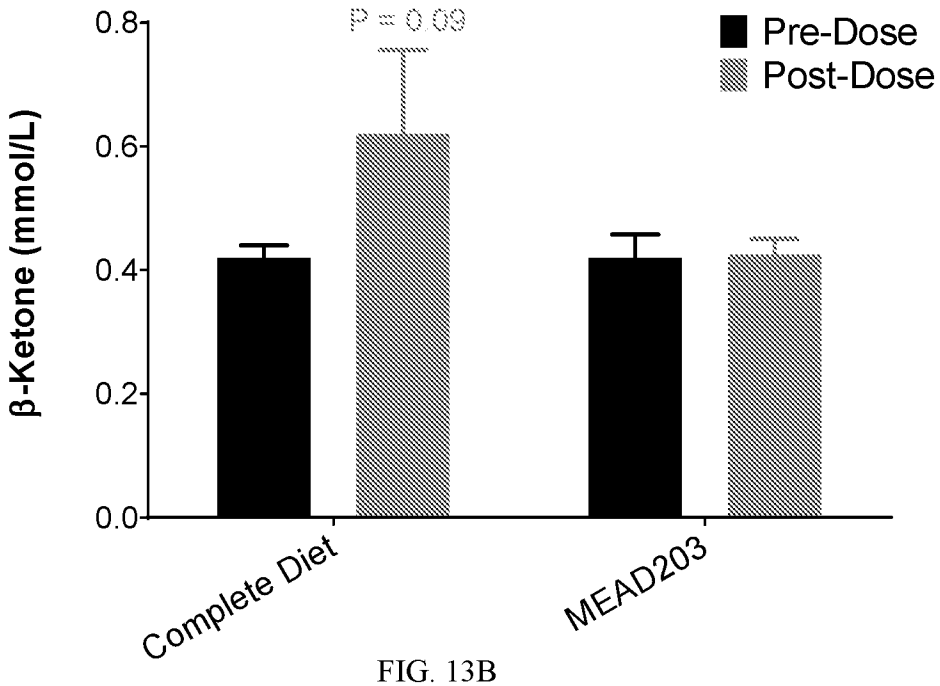

FIG. 13B

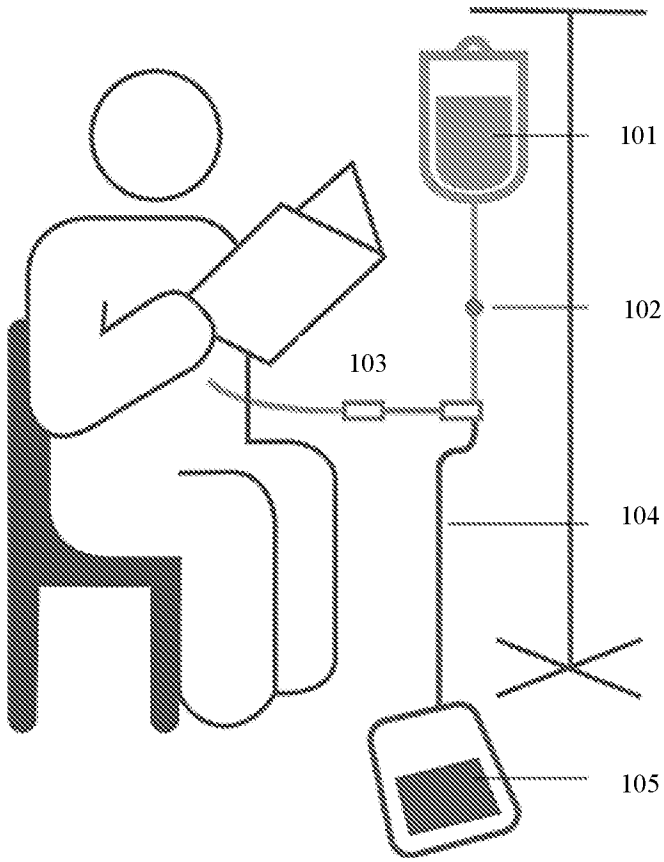

FIG. 14A

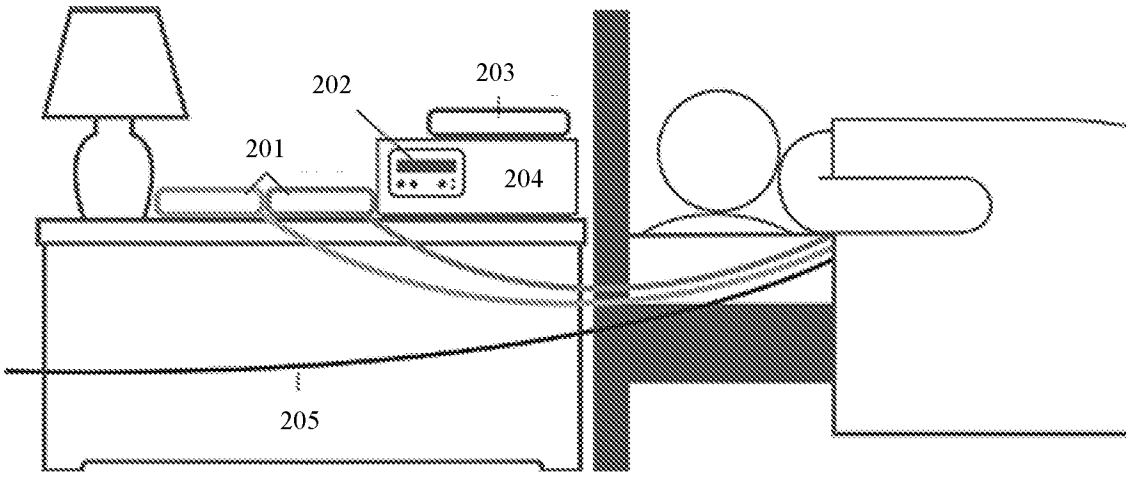

FIG. 14B

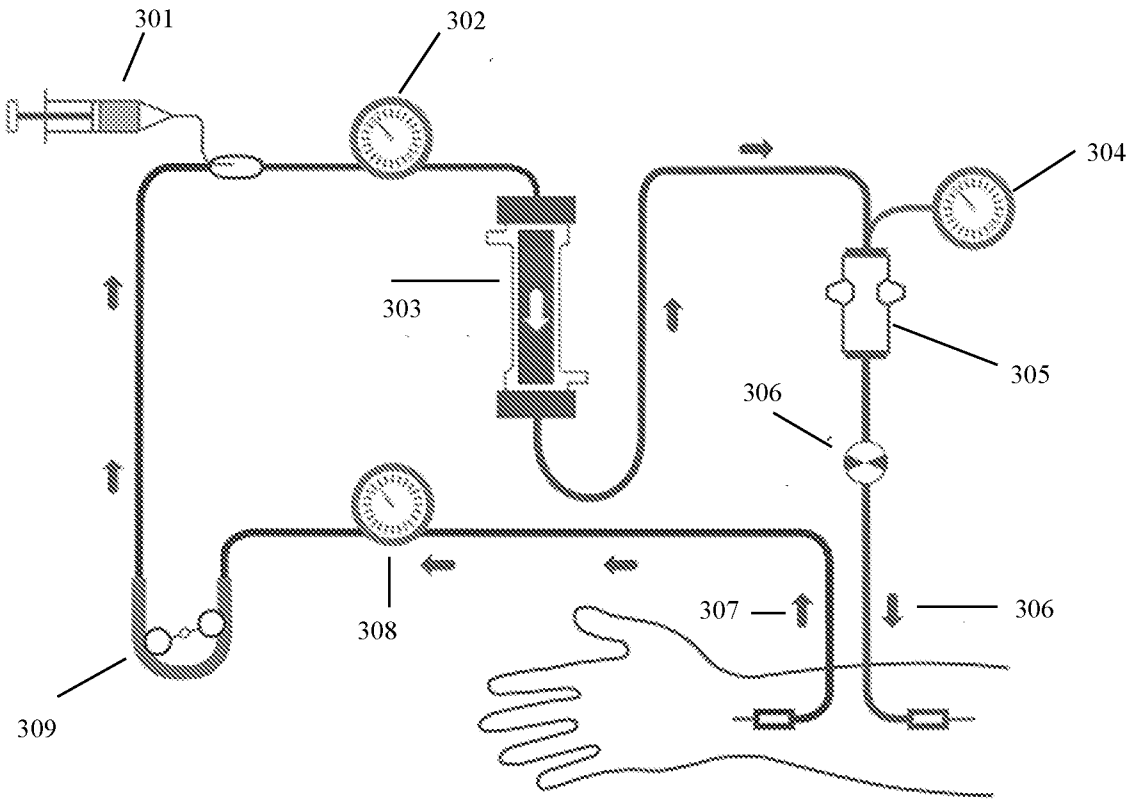

FIG. 15

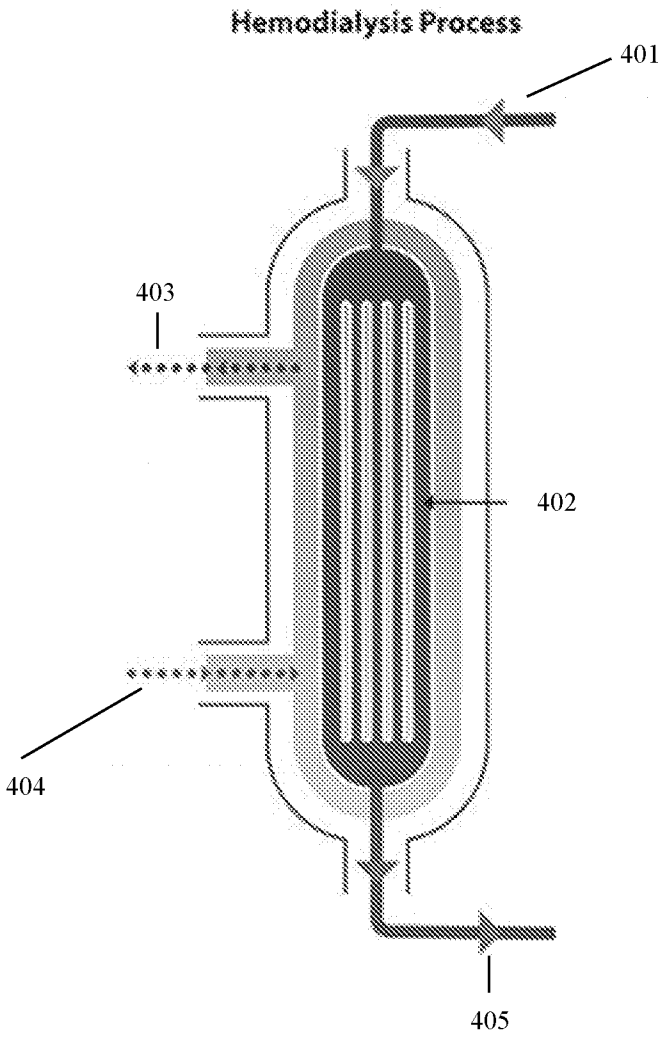

FIG. 16

Research Diets

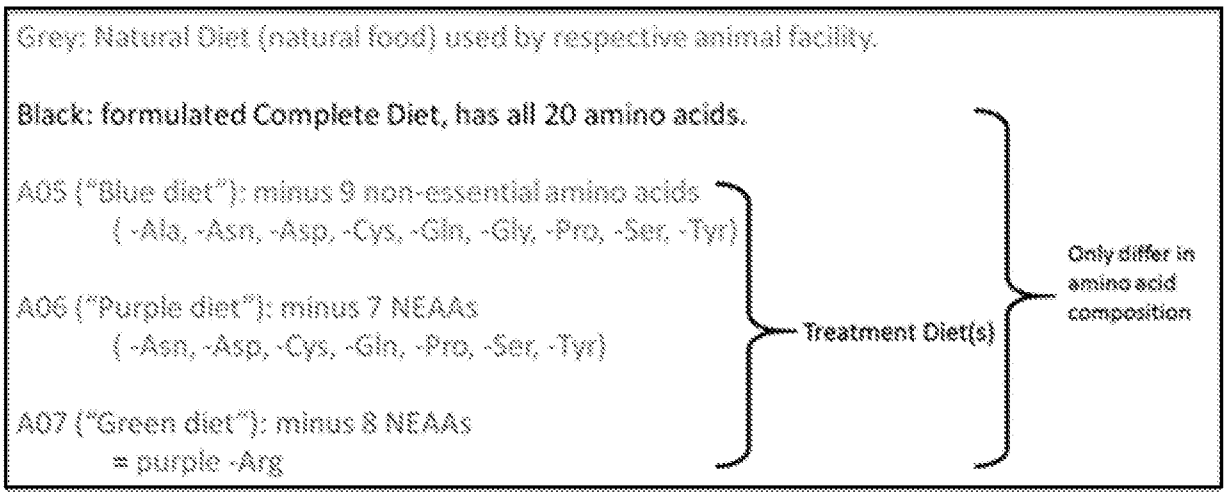

FIG. 17

	Pancreatic Cancer	**Prostate Cancer**
	Xenograft in nude mice. Mice fed *ad libitum*.	
	8 arms,10 mice / arm	
Drugs	Gemcitabine i.p. (Dose dates on dotted line)	Paclitaxel i.v. (Dose dates on dotted line)
Diets	1 control: Complete Diet 3 treatments: blue, purple, green	
Treatment	Each diet was tested alone (solid symbols) OR combined with the drug (empty symbols). All Diet Treatments start on Day 9.	
Measurement	Tumor size and body weight were measured 3 times a week.	

FIG. 18

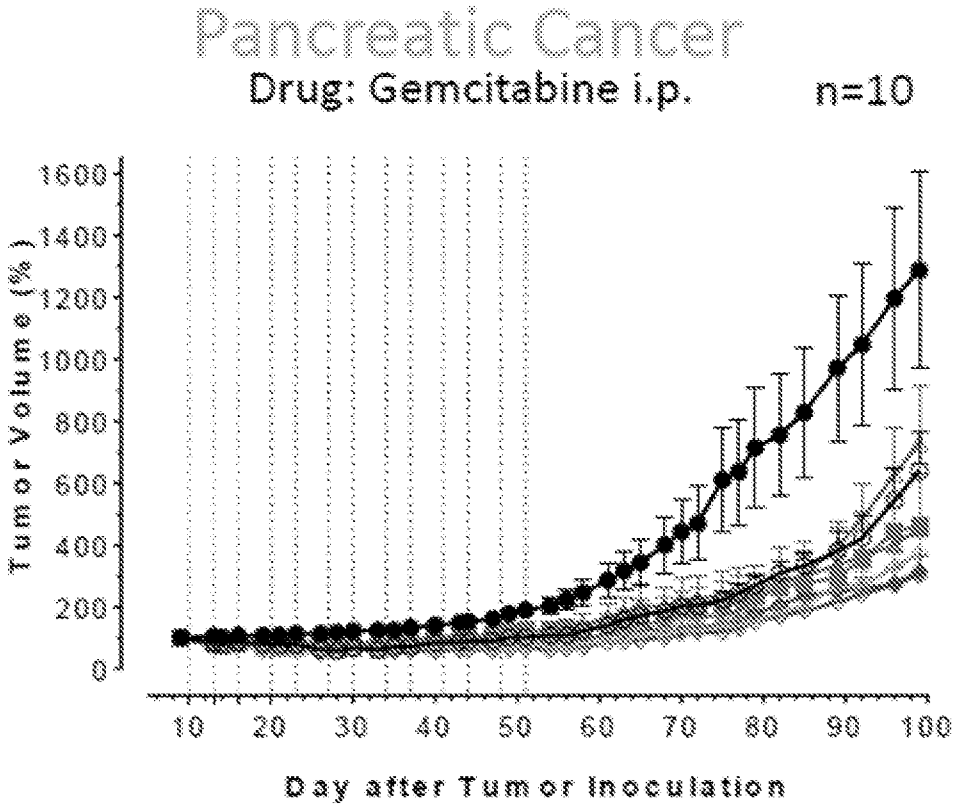

FIG. 19A

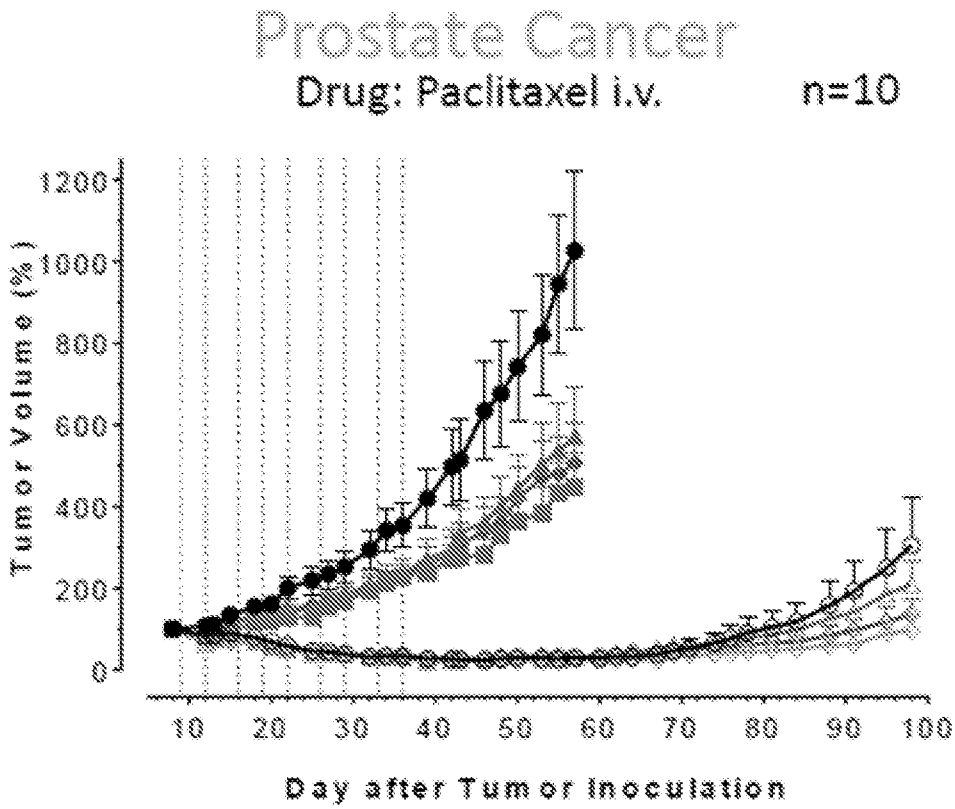

FIG. 19B

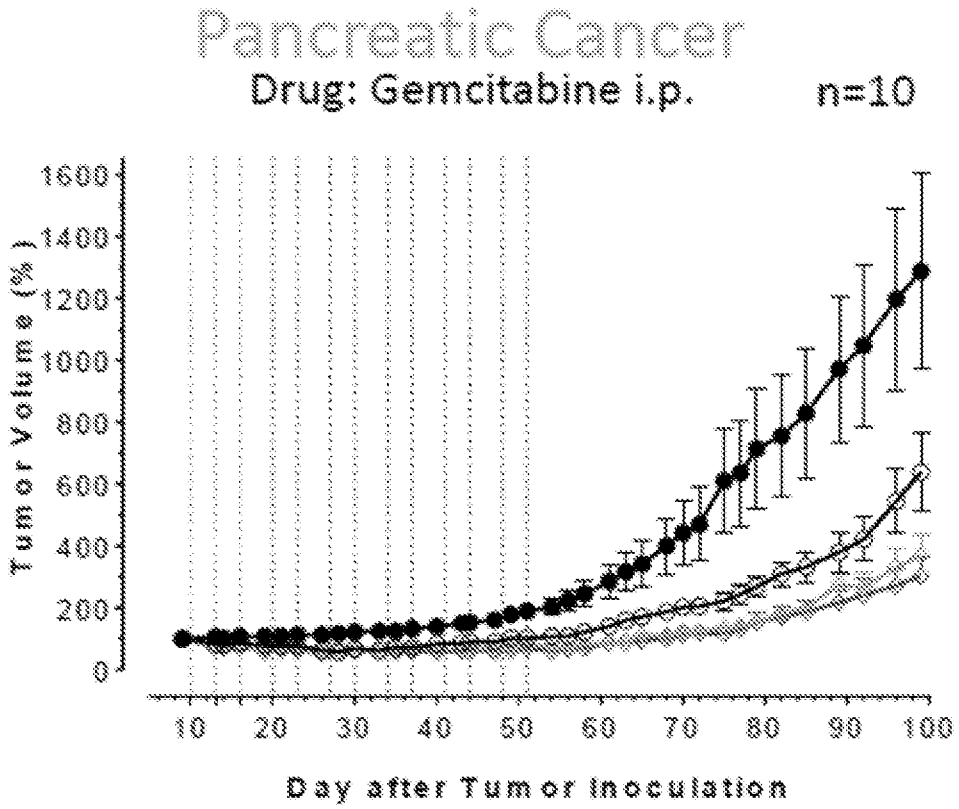

FIG. 19C

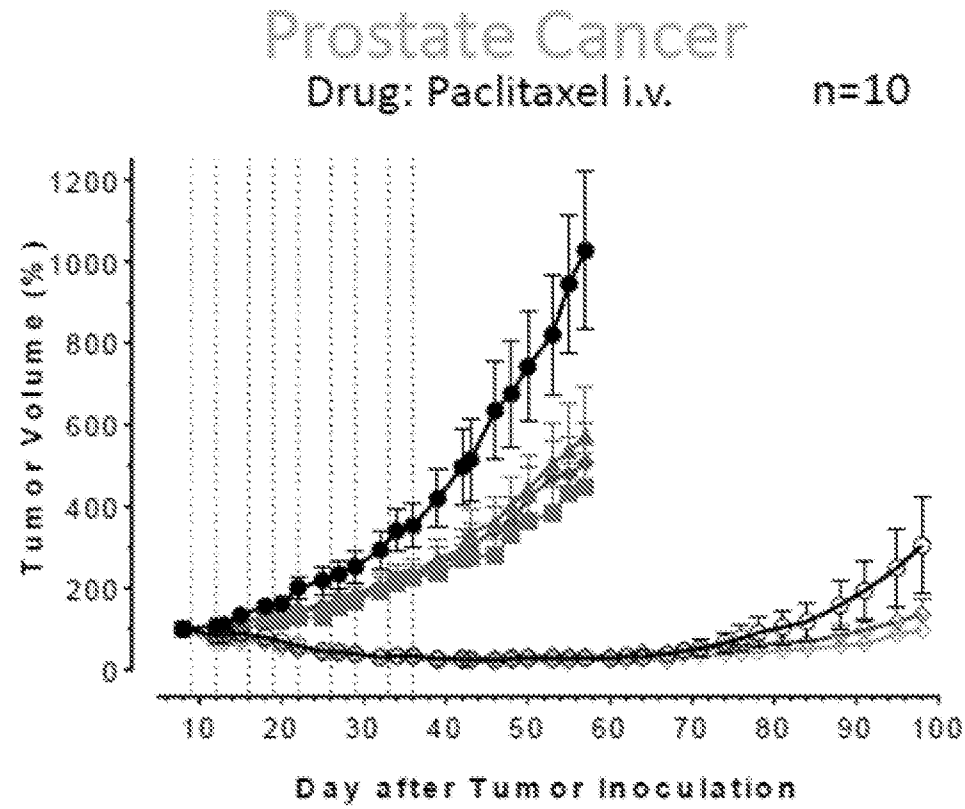

FIG. 19D

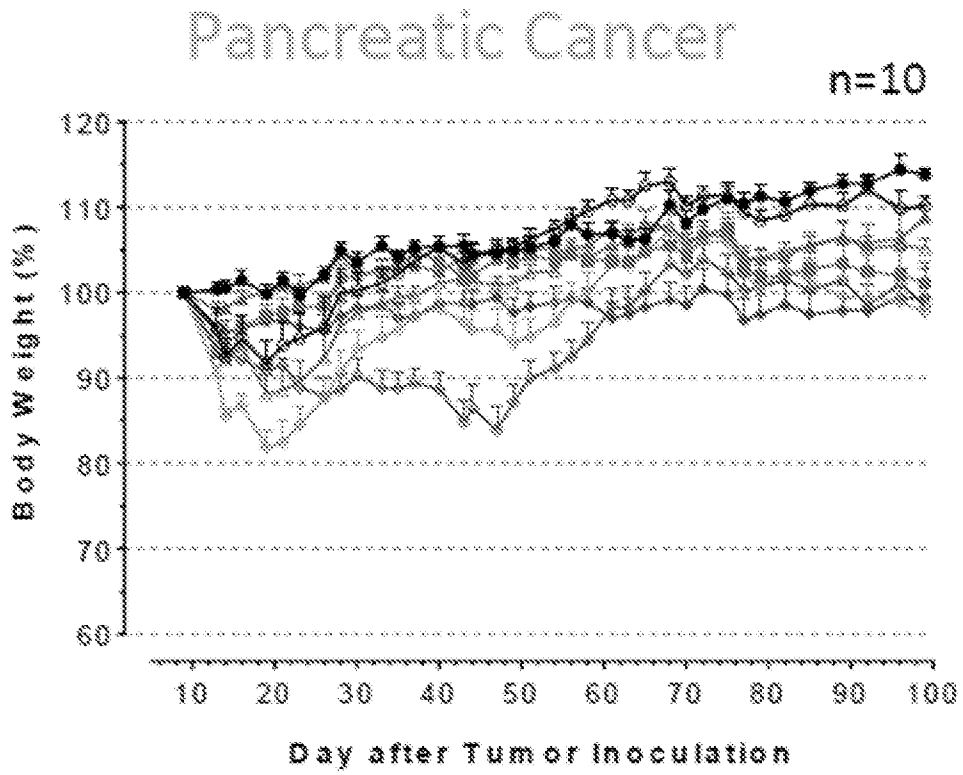

FIG. 20A

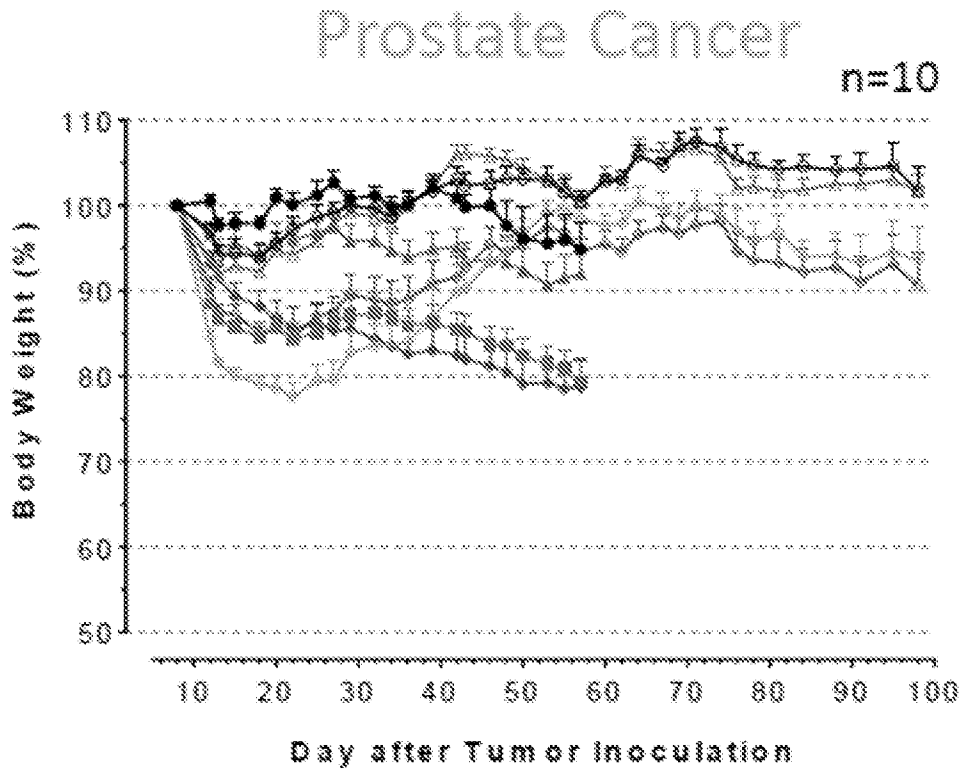

FIG. 20B

	Colon Cancer
	Syngeneic mouse tumor model. Mice fed *ad libitum*.
	9 arms,10 mice / arm
Drugs	anti-PD-1 antibody, anti-PD-L1 antibody Dosed on day 1, 4, 8, 11 post implantation
Diets	2 controls: Complete Diet, Normal Diet 1 treatments: blue
Treatment	Each diet was tested alone (round symbols) OR combined with the drugs (square or triangle symbols). All Diet Treatments start on Day 11.
Measurement	Tumor size and body weight were measured 3 times a week.

FIG. 21

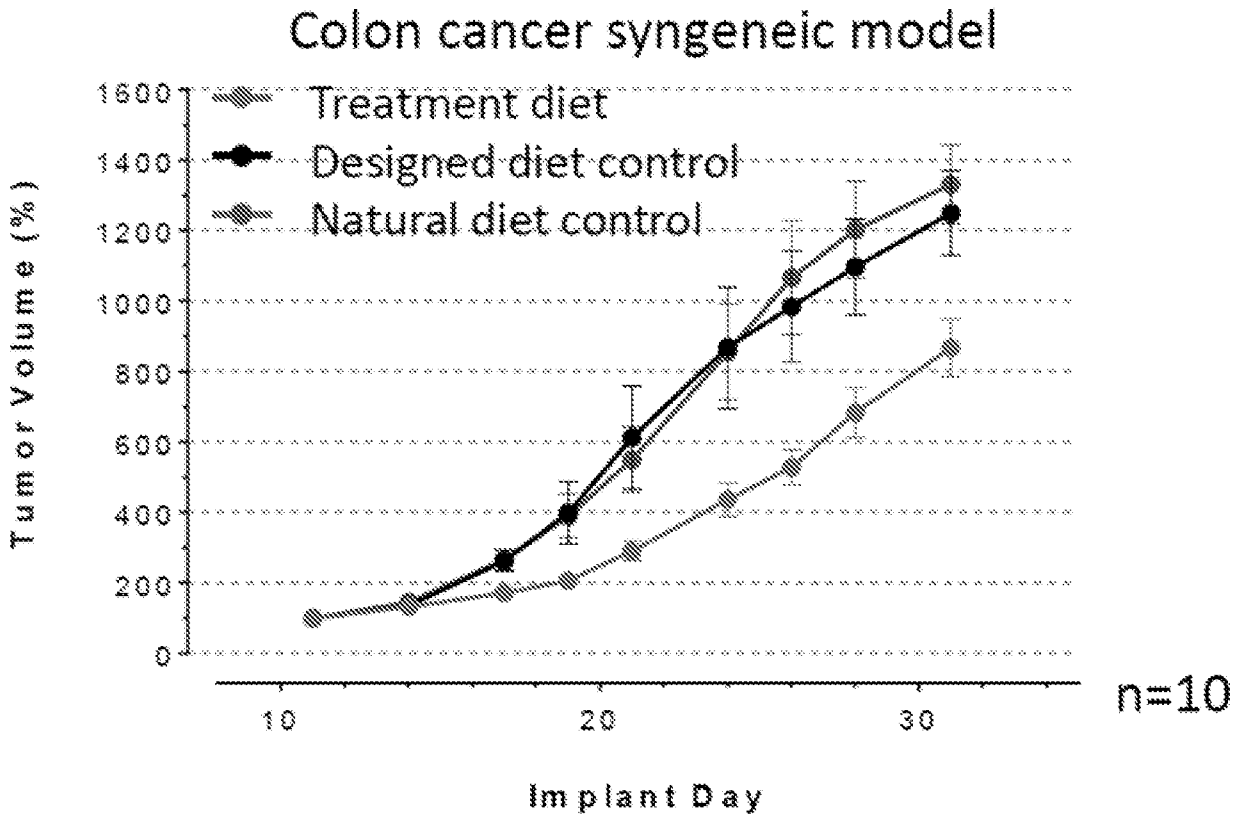

FIG. 22A

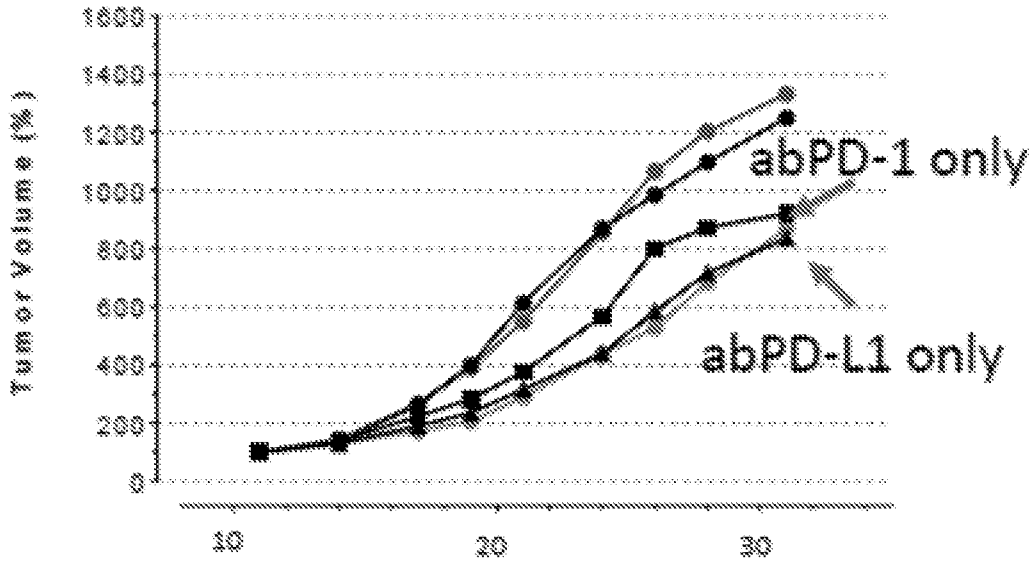

FIG. 22B

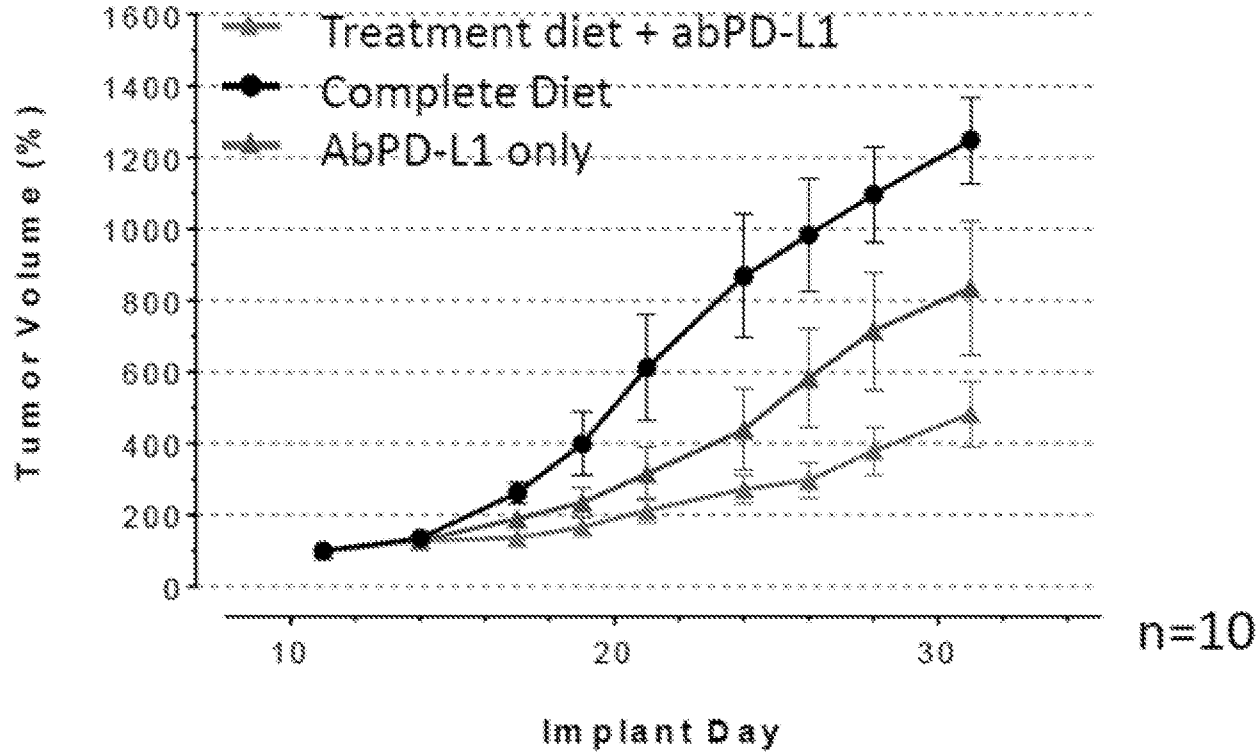
Treatment diet + abPD-L1
Complete Diet
AbPD-L1 only
Tumor Volume (%)
1600
1400
1200
1000
800
600
400
200
0
10
20
30
Implant Day
n=10

FIG. 23

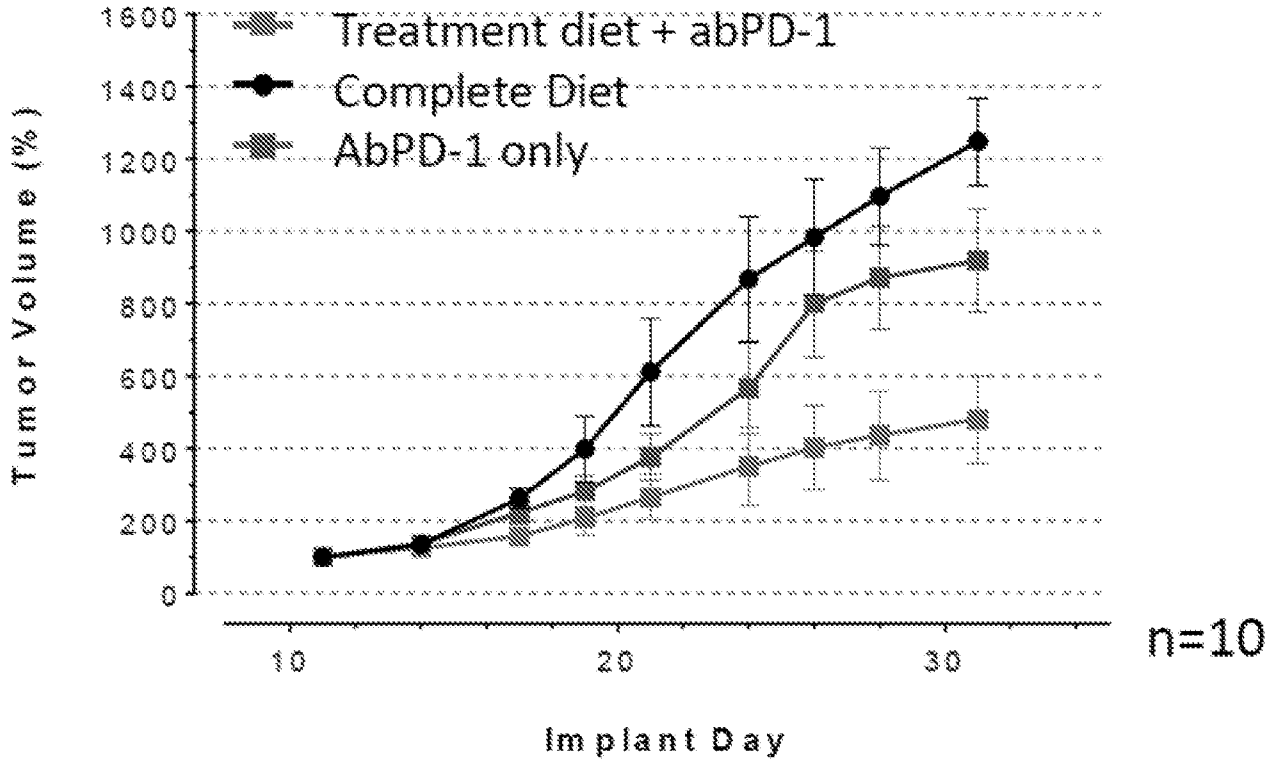
Treatment diet + abPD-1
Complete Diet
AbPD-1 only
Tumor Volume (%)
1600
1400
1200
1000
800
600
400
200
0
10
20
30
Implant Day
n=10

FIG. 24

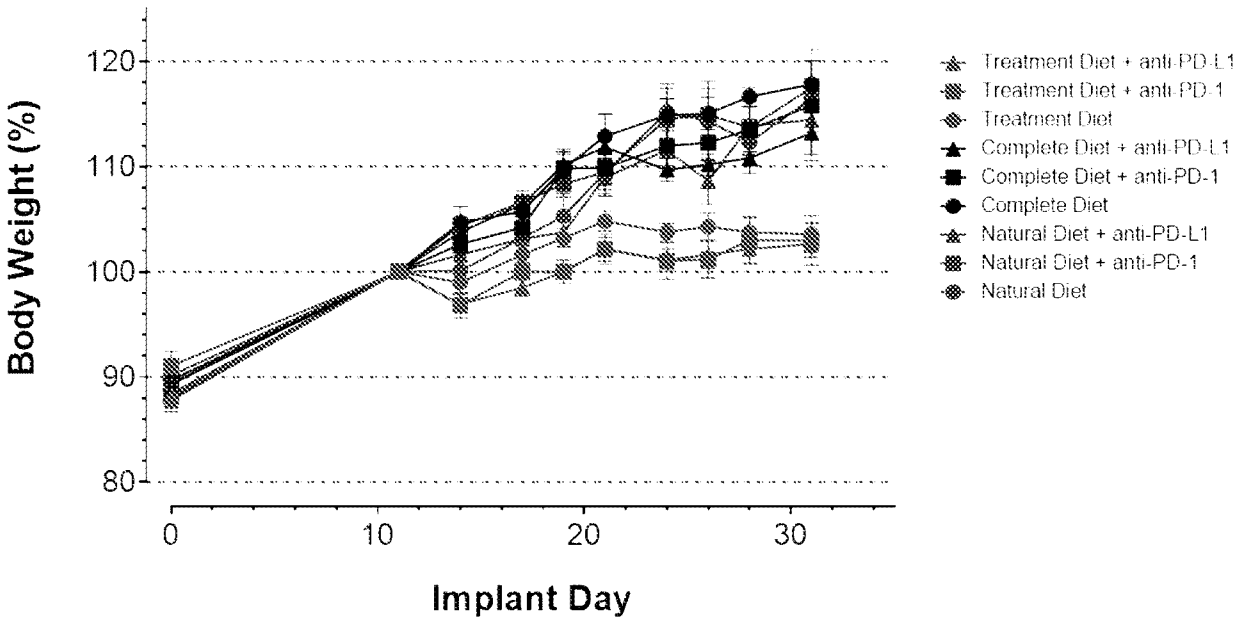
Body Weight (%)
120
110
100
90
80
0
10
20
30
Implant Day
Treatment Diet + anti-PD-L1
Treatment Diet + anti-PD-1
Treatment Diet
Complete Diet + anti-PD-L1
Complete Diet + anti-PD-1
Complete Diet
Natural Diet + anti-PD-L1
Natural Diet + anti-PD-1
Natural Diet

FIG. 25

	Nonalcoholic Steatohepatitis Models (NASH)
	NASH obesity GMO mouse model. Mice fed *ad libitum*.
	5 arms,5 mice / arm
Diets	2 controls: Complete Diet, Normal Diet 3 treatments: blue, purple, and green
Treatment	All Diet Treatments start on the same day
Measurement	Body weight and blood sugar levels are measured weekly

FIG. 26

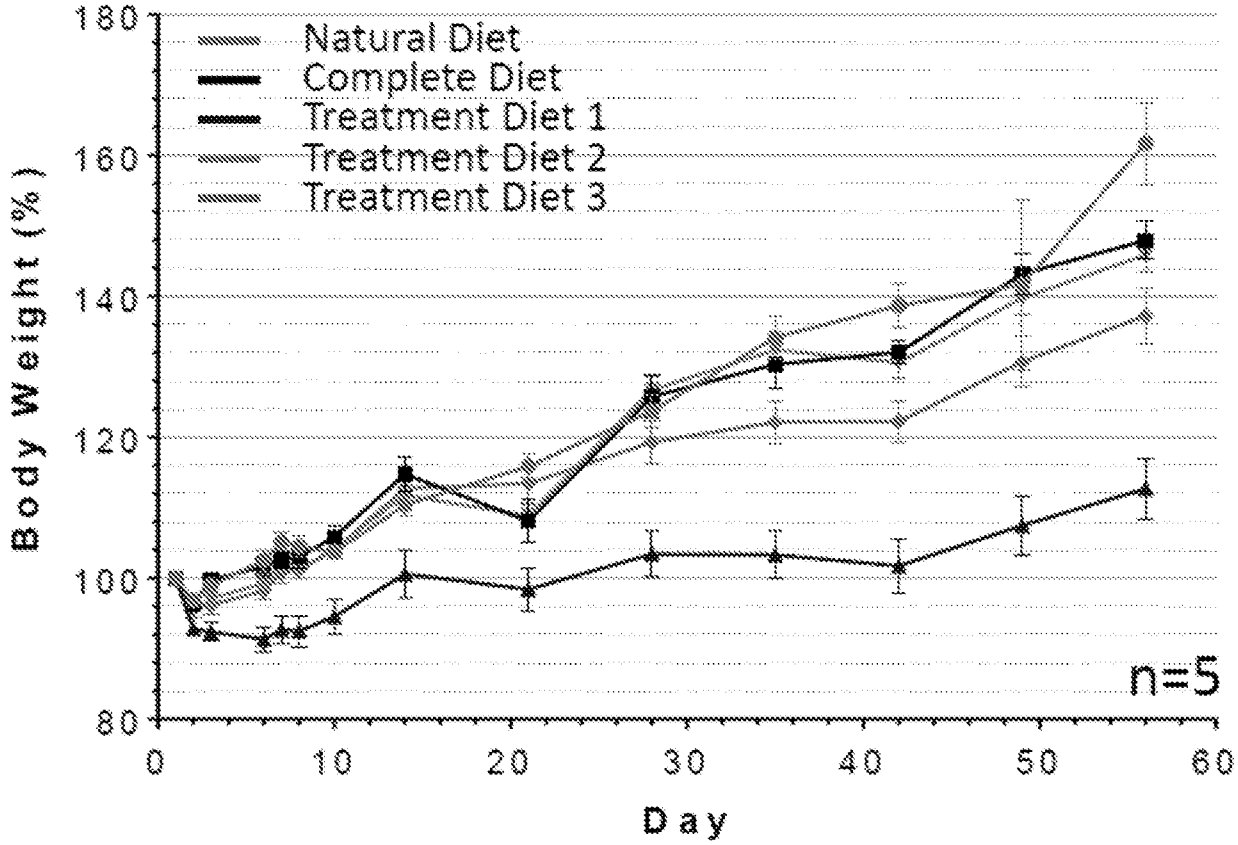

FIG. 27

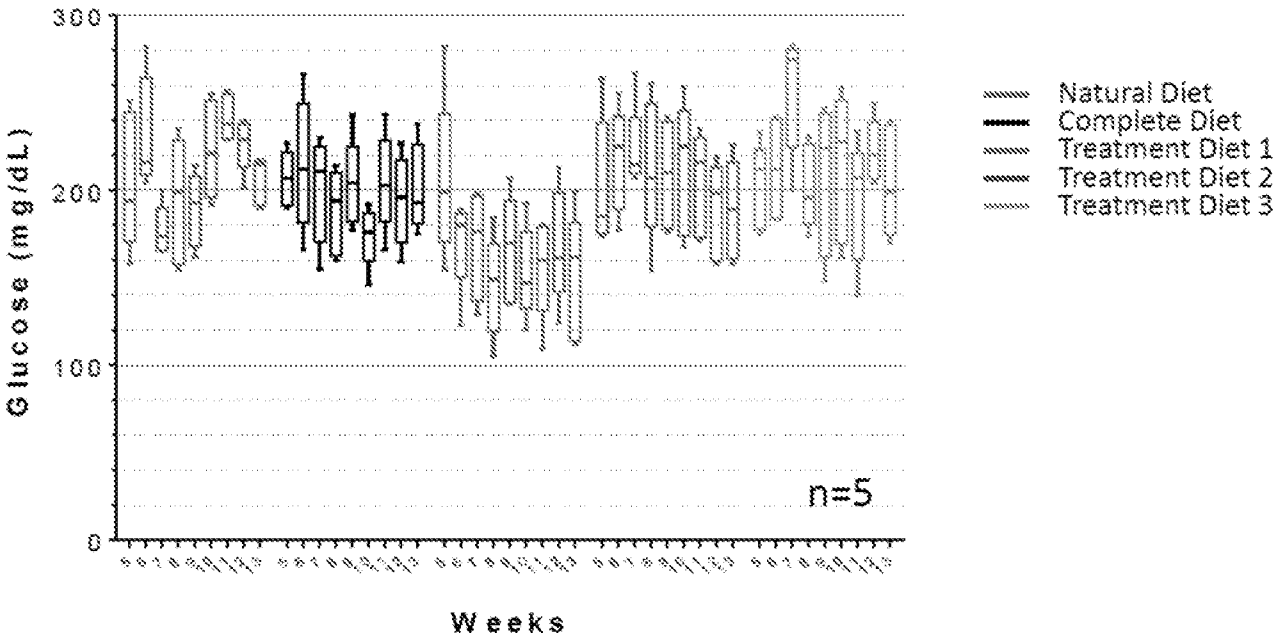

FIG. 28

	Glioblastoma (U-251)
	Xenograft in nude mice. Mice fed *ad libitum*.
	4 arms, 5 mice / arm
Dialysis Fluid	1 Control: no dialysis 1 treatment: Dialysis fluid with amino acid composition that matches the blue diet
Diets	1 control: Natural Diet 1 treatment: blue
Treatment	Each diet was combined with or without dialysis treatment All Diet Treatments start on the same day.
Measurement	Tumor size and body weight were measured 2 times a week.

FIG. 29

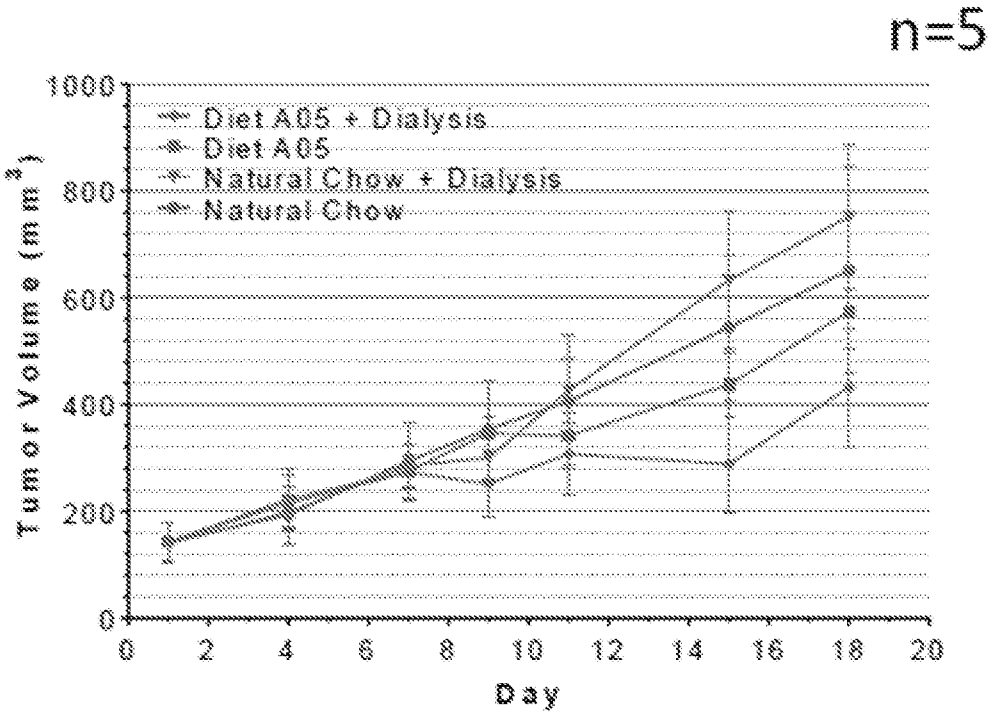

FIG. 30A

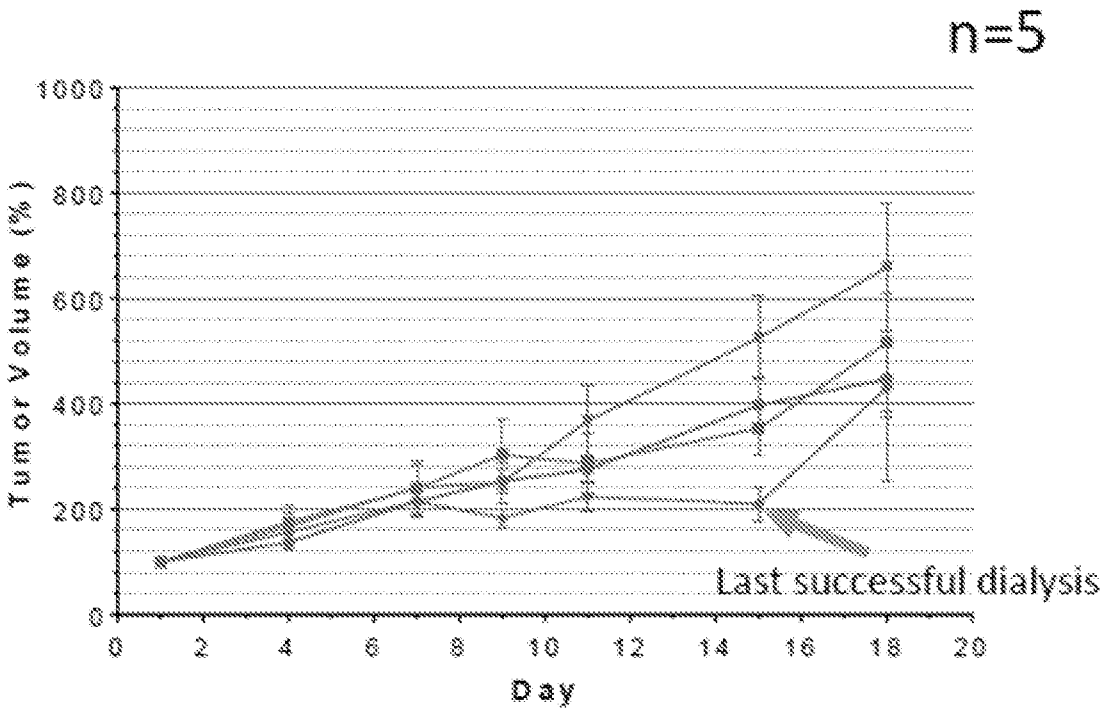

FIG. 30B

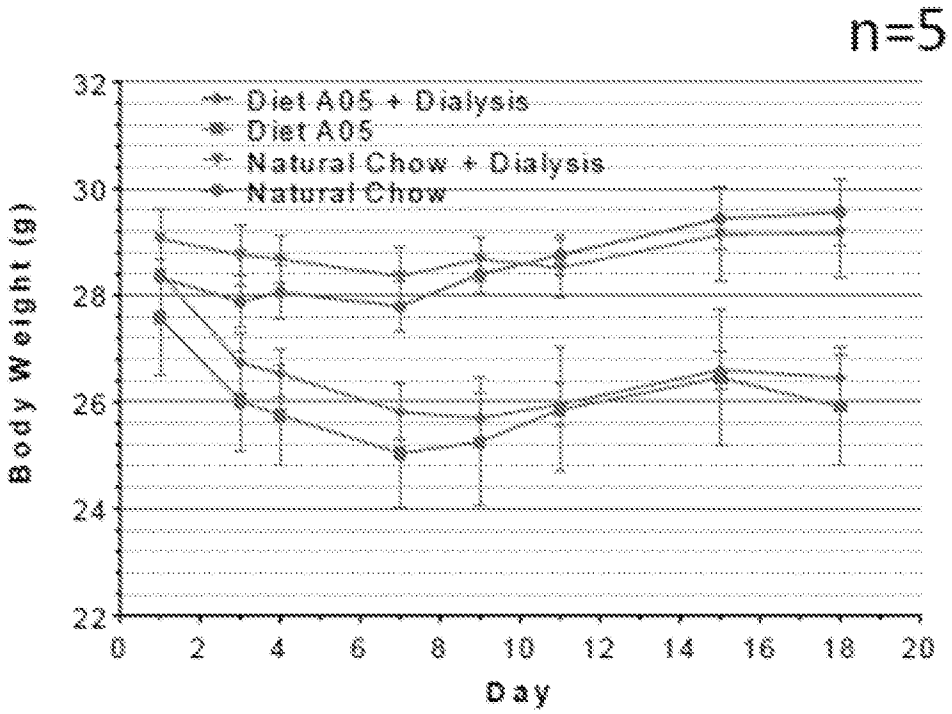

FIG. 31A

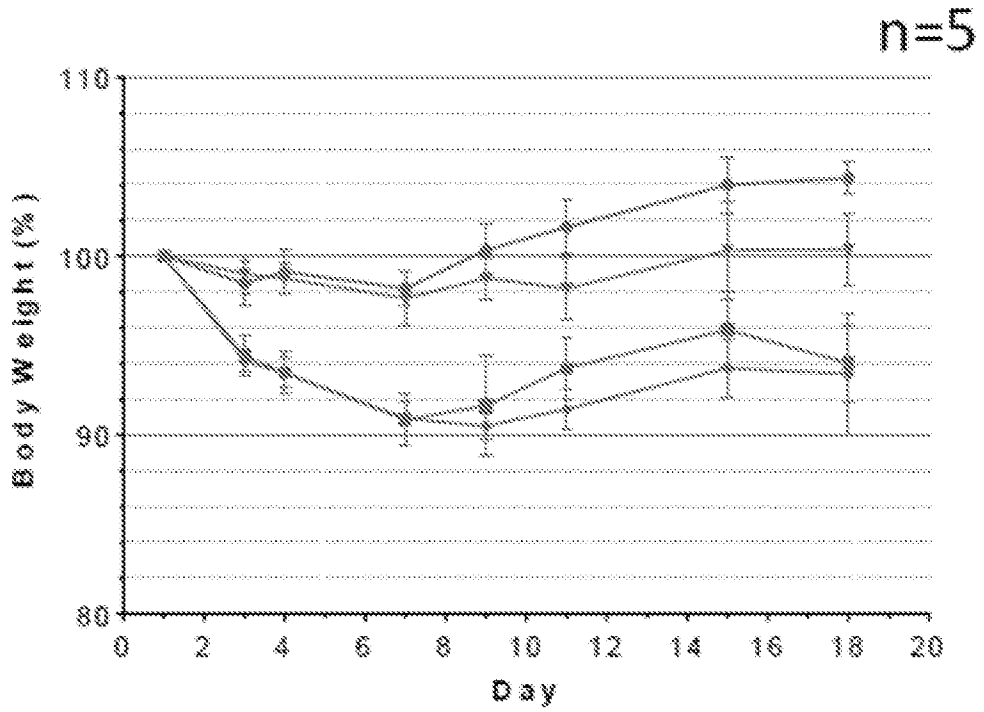

FIG. 31B

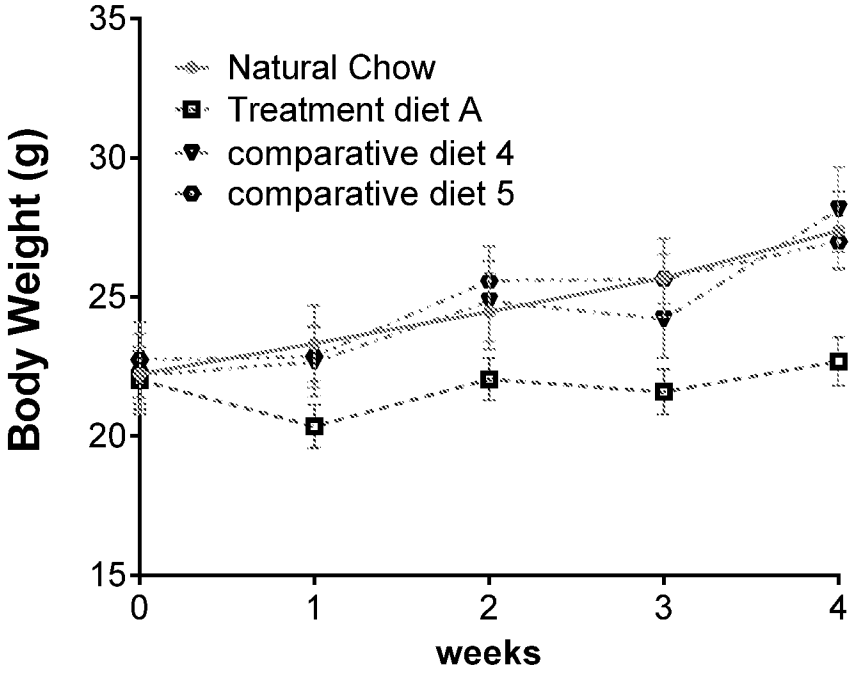

FIG. 32A

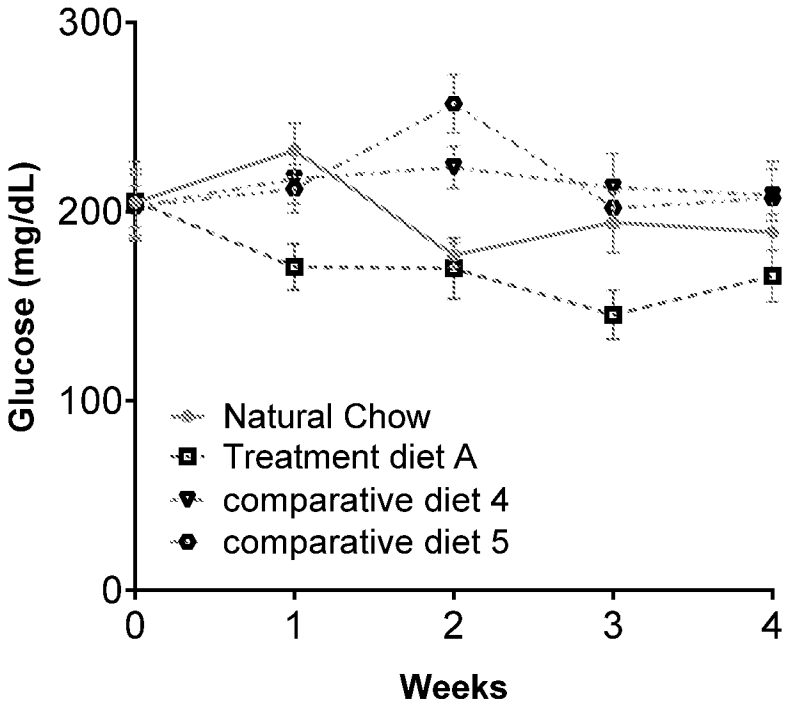

FIG. 32B

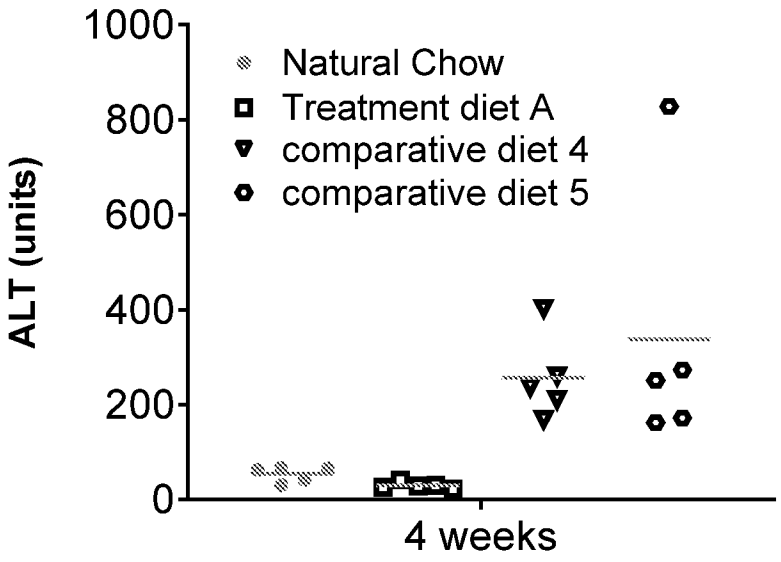

FIG. 32C

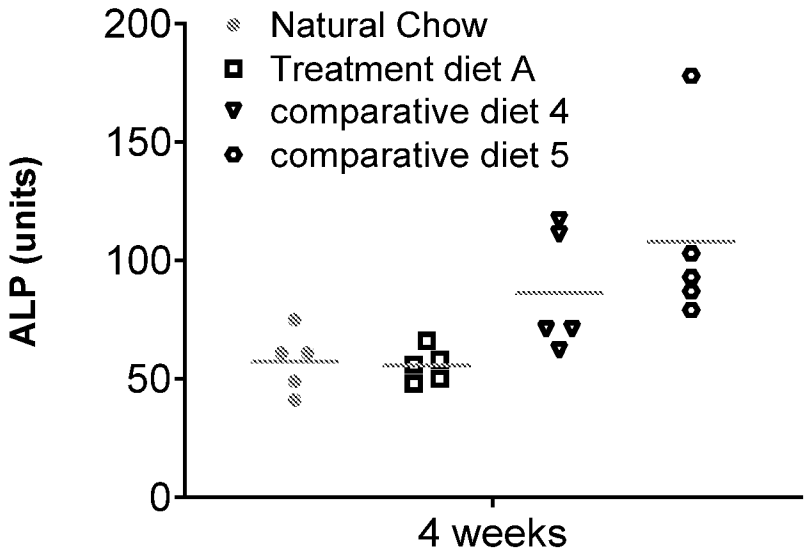

FIG. 32D

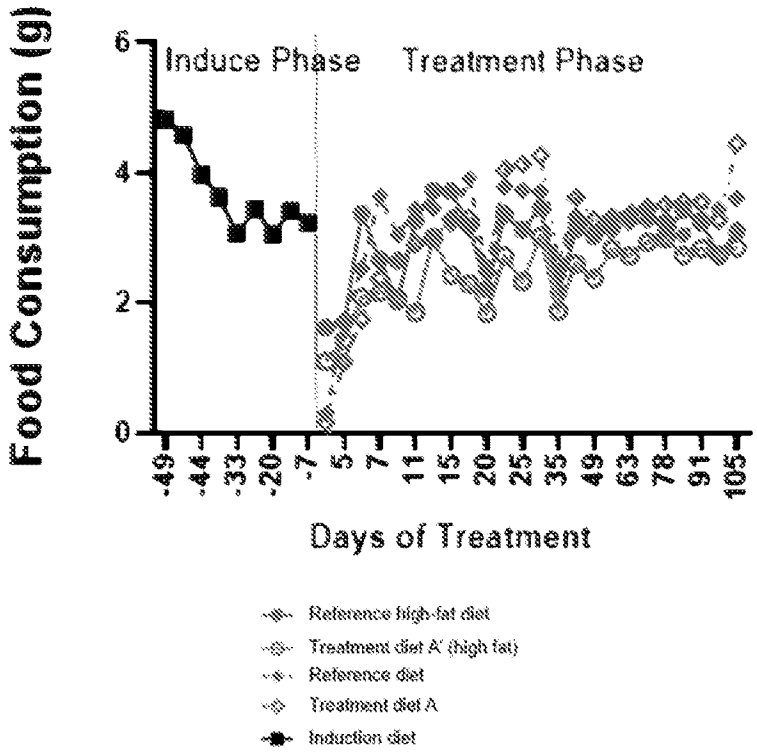
Food Consumption (g)
Induce Phase
Treatment Phase
Days of Treatment
Reference high-fat diet
Treatment diet A' (high fat)
Reference diet
Treatment diet A
Induction diet

FIG. 33

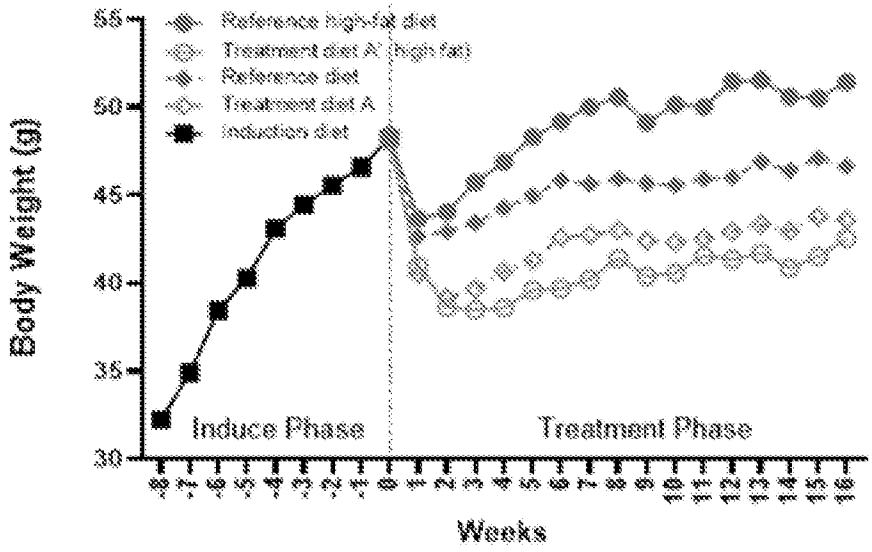
Body Weight (g)
Induce Phase
Treatment Phase
Weeks

FIG. 34

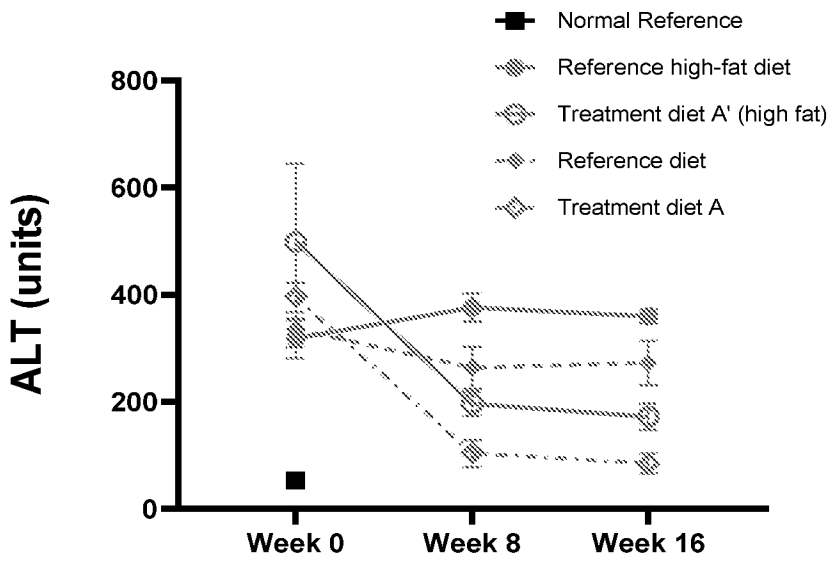

FIG. 35A

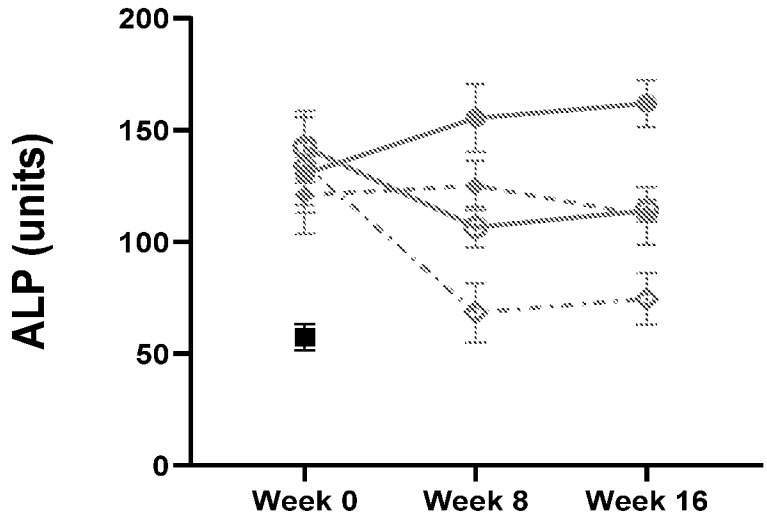

FIG. 35B

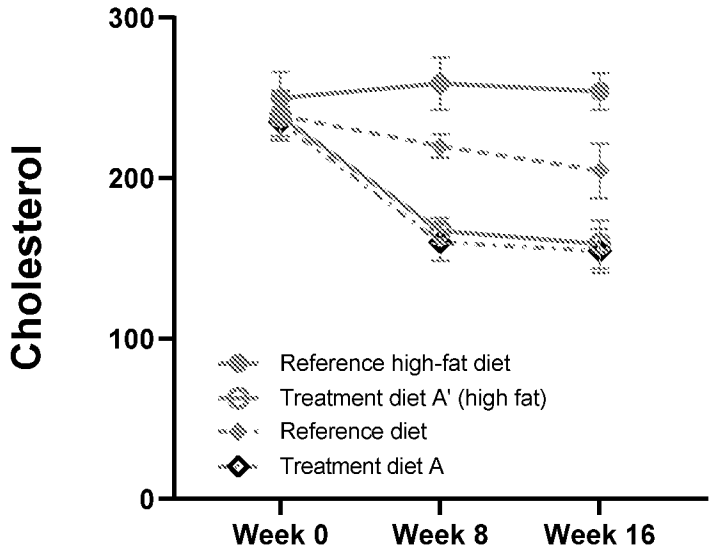
300
200
100
0
Cholesterol
Reference high-fat diet
Treatment diet A' (high fat)
Reference diet
Treatment diet A
Week 0
Week 8
Week 16

FIG. 36

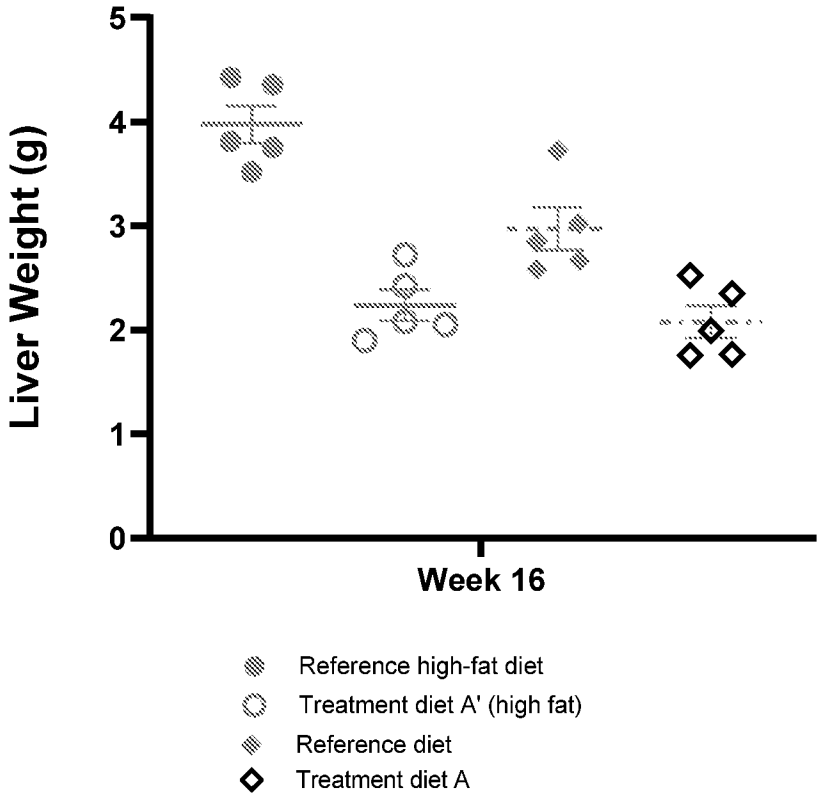

FIG. 37A

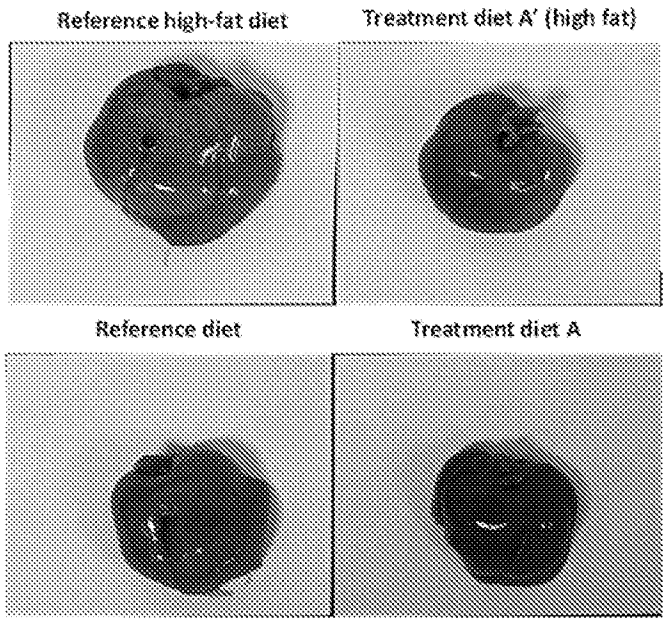

FIG. 37B

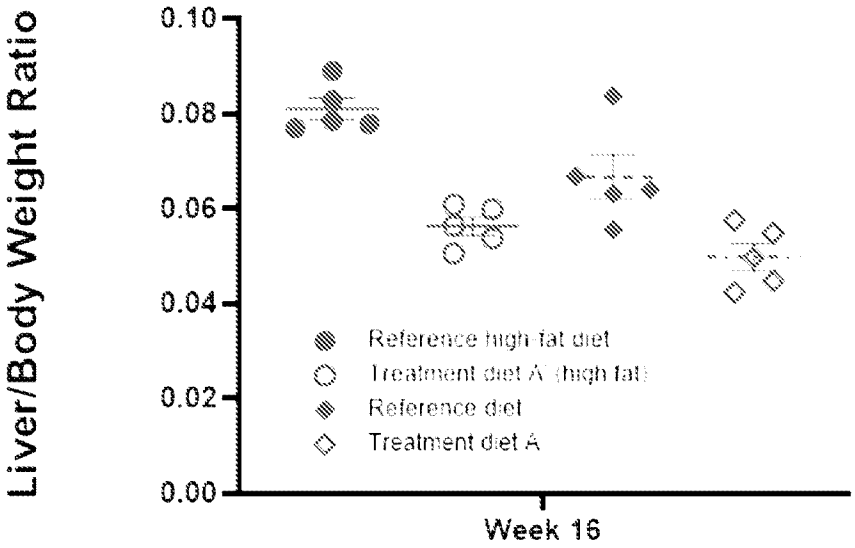

FIG. 37C

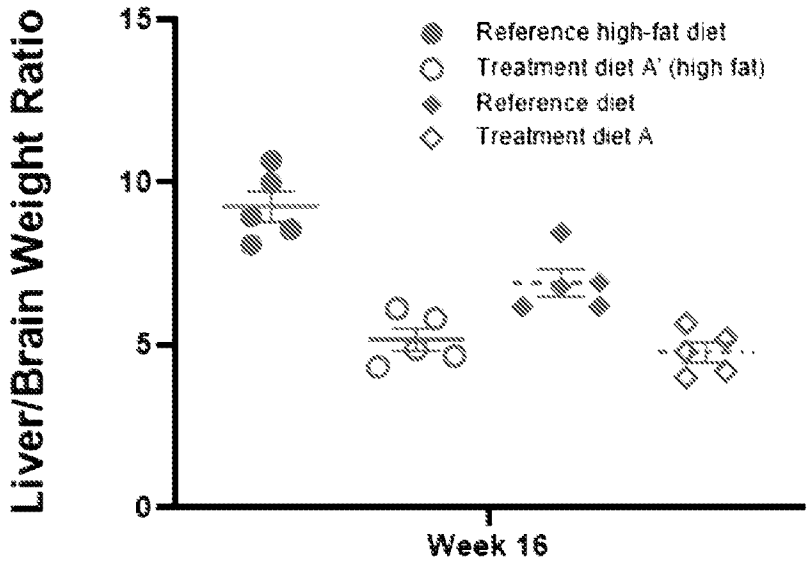

FIG. 37D

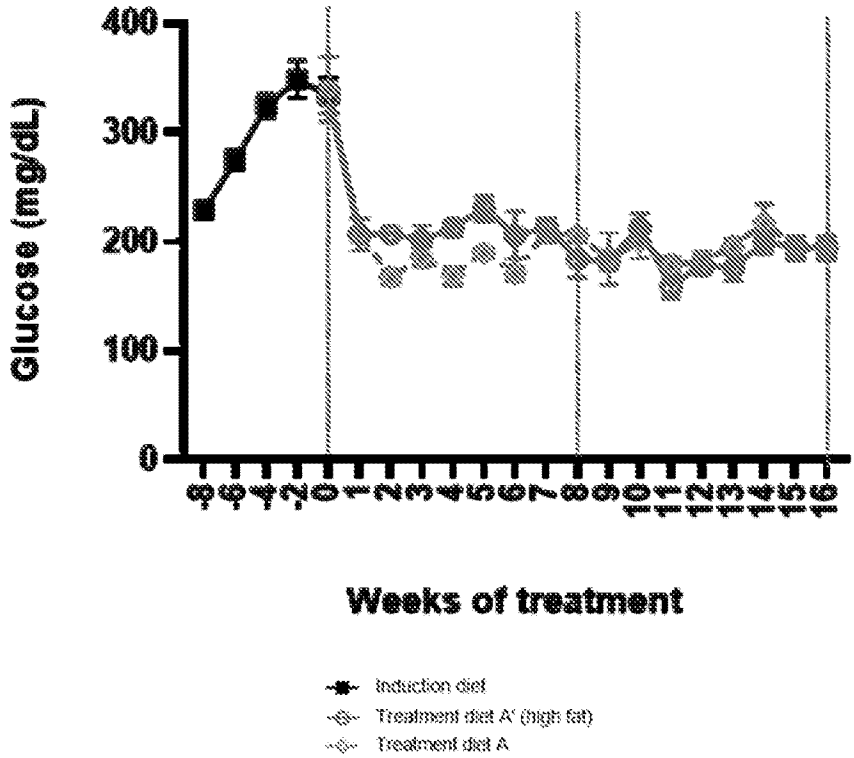
Glucose (mg/dL)
400
300
200
100
0
Weeks of treatment
Induction diet
Treatment diet A' (high fat)
Treatment diet A

FIG. 38

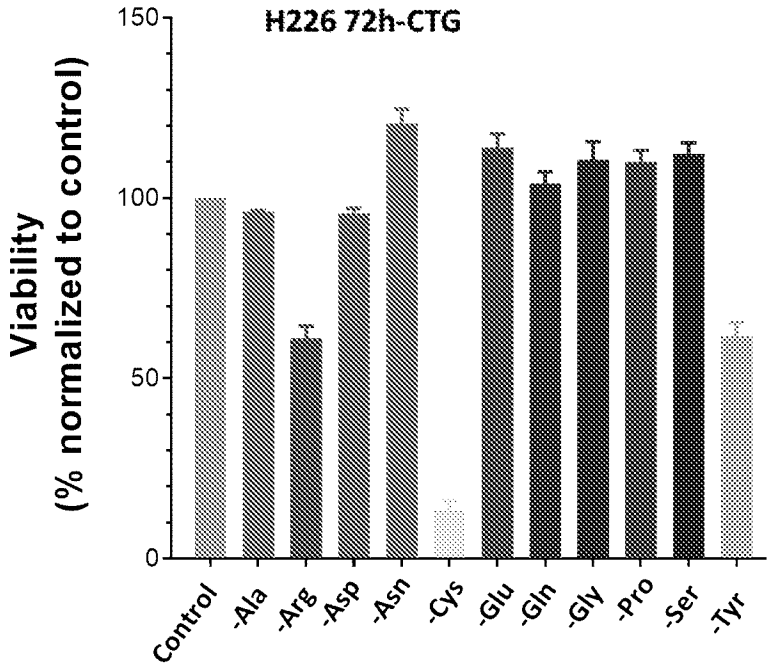
H226 72h-CTG
Viability
(% normalized to control)
150
100
50
0
Control
-Ala
-Arg
-Asp
-Asn
-Cys
-Glu
-Gln
-Gly
-Pro
-Ser
-Tyr

FIG. 39

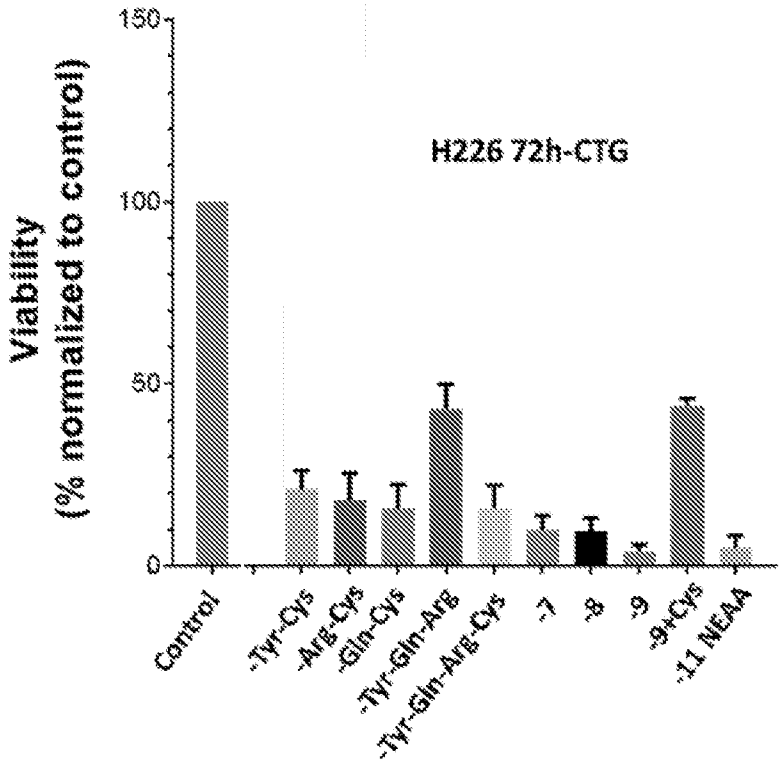
H226 72h-CTG
Viability
(% normalized to control)
150
100
50
0
Control
-Tyr-Cys
-Arg-Cys
-Gln-Cys
-Tyr-Gln-Arg
-Tyr-Gln-Arg-Cys
-7
-8
-9
-9+Cys
-11 NEAA

FIG. 40

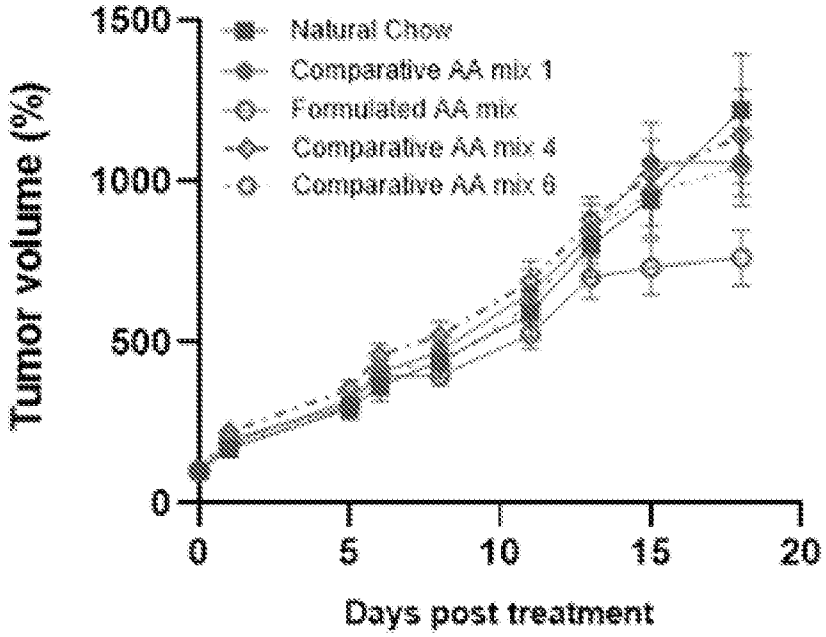
Natural Chow
Comparative AA mix 1
Formulated AA mix
Comparative AA mix 4
Comparative AA mix 8
Tumor volume (%)
1500
1000
500
0
0
5
10
15
20
Days post treatment

FIG. 41