

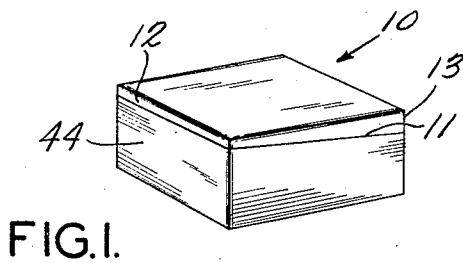
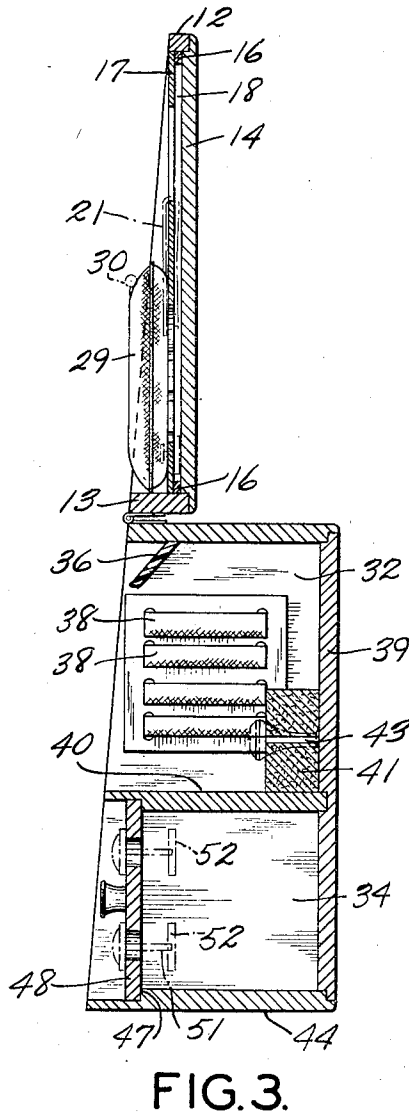
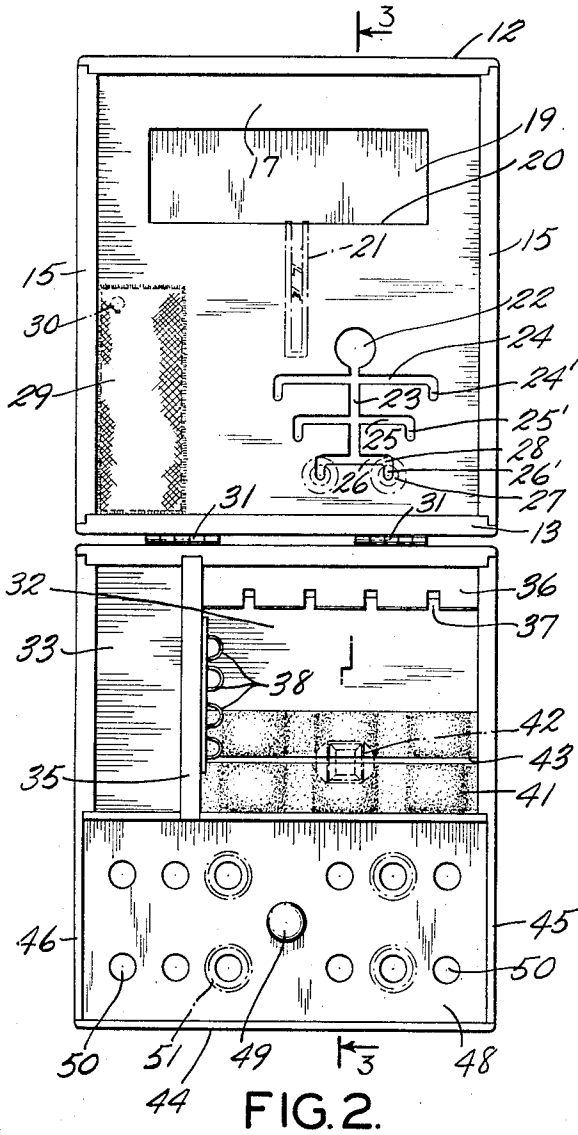
July 3, 1951

L. EISEN ET AL

2,559,289

MEN'S JEWELRY ACCESSORY BOX

Filed July 28, 1950



INVENTORS.  
LEO EISEN &  
STEPHEN EISEN

BY  
*Irving Seidman*  
ATTORNEY.

# UNITED STATES PATENT OFFICE

2,559,289

## MAN'S JEWELRY ACCESSORY BOX

Leo Eisen and Stephen Eisen, New York, N. Y.

Application July 28, 1950, Serial No. 176,454

3 Claims. (Cl. 206—1)

1

This invention relates to a box for housing jewelry and particularly men's jewelry wearing accessories.

Broadly, it is an object of the invention to provide a box for housing various items of jewelry and accessories generally used by men arranged so that the different items of jewelry will have specific locations in the container and will be easily accessible for removal.

More particularly, it is an object of the invention to provide a series of channels within the housing for removably retaining collar buttons; slots or holes for removably retaining cuff links; an opening for removably retaining tie or money clasps; pockets for removably retaining rings and collar holders, etc.; a cushion for removably retaining tie pins, lapel pins etc., and various compartments for holding other miscellaneous articles.

For a fuller understanding of the nature and objects of the invention, reference is had to the following detailed description in connection with the accompanying drawing, in which:

Fig. 1 is a perspective view of the container for housing men's jewelry and accessories.

Fig. 2 is a plan view showing the container of Fig. 1 with its cover open 180°.

Fig. 3 is a sectional view taken through line 3—3 of Fig. 2.

Referring to the drawing, numeral 10 shows the container which may be made of wood, plastic, metal or other like materials and may be substantially rectangular in form, as shown; however, the container may be of a variety of shapes, such as square, round, hexagonal, etc.

The cover is preferably cut at an angle shown by line 11 with the front 12 of the cover narrower than the back 13 for reasons hereinafter explained.

Within the inner compartment of the cover formed by the top 14, the front 12, rear or back 13 and sides 15—15, there is a bead or spacer member 16 around the inner corners upon which an inner thin spacing member 17 rests and is attached by any well-known means, providing a space 18 between the member 17 and the top 14.

A cutout 19, is provided in one portion in the spacing member 17 which may be rectangular as shown or of other configuration, providing one or more edges 20 so that a tie clip 21 or money clip (not shown) may be attached by passing one end into the space 18 and the opposite end upon one face of the spacing member 17 until it is stopped by the edge 20. It is evident that the front of the cover 12 is preferably made narrower

2

so that when the tie clip 21 or bill clip is removed the front 12 will not act as a bar to such removal.

Within the cover there is also provided a circular opening which is sufficiently large to receive the average base of a collar button and has a vertical stall and a series of horizontally spaced stalls 24, 25 and 26, the ends of which have vertical continuations 24', 25', 26'. The opening 22 is towards the front cover 12 while the vertical and horizontal stalls 23 to 26 inclusive are between the opening 22 and the back 13 so that when the cover of the container 10 is opened the collar buttons 27 within the stalls 24 to 26, inclusive, will remain within the stalls and will not gravitate toward the opening 22. The collar buttons 27 are inserted with their bases 28 into the opening 22 and are moved into the stalls 24 to 26 inclusive and 24' to 26' inclusive for storage and removal as desired. The width of the stalls 24 to 26 inclusive and 24' to 26' inclusive are large enough to permit the necks of the collar buttons to pass and are narrower than the top bead of the collar button, the bases 28 being movably lodged within the space 18 and between the inner spacing member 17 and the top 14.

A cushion 29 is attached to the spacing member 17 within the cover in one corner as best shown in Fig. 2 for housing and retaining a variety of accessories having pins such as tie pin 30, lapel pins, fraternity and lodge pins and similar articles.

The cover of the container 10 is preferably hinged to the base of the container by hinges 31.

The base of the container which is much deeper than the cover, as will be readily seen in Figs. 1 and 3, contains three compartments 32, 33 and 34. Compartments 32 and 33 are divided by partitions 35 so that compartment 32 is much larger than compartment 33. Along the upper rear of compartment 32 there is an angularly disposed ledge 36 which may be made of plastic, wood or other material and has a series of notches 37 running partly transverse of the longitudinal length of the ledge 36 to receive linked cuff links (not shown) so that one end of the link rests upon the ledge 36 and the opposite link hangs vertically below the ledge 36. Within compartment 32 and along one face of partition 35 there is a series of vertical pockets 38 which may be made of fabric, plastic or like material for housing collar stays and other narrow articles of jewelry. Attached to the bottom 39 and horizontal partition 40 is a slitted member 41 for frictionally holding finger rings 42 within the slit 43. The rest of the com-

3

partment 32 may be used for housing other miscellaneous articles. Compartment 33 may be used to house the box containing studs for evening wear (not shown) or other articles.

Compartment 34 comprises the bottom front wall 44, the horizontal partition 40, sides 45, 46 and bottom 39. Around the upper walls of compartment 34 a rabbet is provided with a shoulder 47 to receive an inner cover 48. Cover 48 has a finger knob 49 centrally located and a series of holes 50 for housing pivoted cuff links 51, well known in the field of men's jewelry accessories. The holes 50 are small enough to stop the ornamental cap from passing therethrough, but permits the rest of the cuff link 51 to pass therethrough so that the pivoted end 52 may be pivoted parallel to the inner cover 48 thus removably retaining the cuff link 51 upon the cover 48.

The compartment 34 beneath the cover 48 is thus in the nature of a secret compartment for housing more valuable articles or papers.

It is obvious that various changes and modifications may be made in the details of construction and arrangement of parts and compartments, without departing from the general spirit of the invention.

We claim:

1. In a container of the character described, a shallow hingeable cover and a deep base, said cover having an inner member covering the entire inside of said cover, said inner member spaced slightly apart from the inner top of said cover, a substantially large opening in said inner spaced member for housing tie and money clips, a circular opening and a series of stalls communicating with said circular opening in said inner spaced member, said circular opening being slightly larger than the average base of a collar button and said stalls being slightly larger than the average neck of a collar button, said circular opening being nearer to the front of said cover than said stalls, a cushion attached to said inner spaced member in one corner of said cover for housing tie pins and the like, said deep base comprising compartments, one of said compartments having an angular ledge at its upper portion, said ledge having a series of spaced notches for housing cuff links, a series of vertically disposed pockets attached to one wall of said compartment for housing collar stays and the like, a shoulder around the upper portion of another compartment adapted to receive an inner cover, said inner cover having a finger knob in the central portion thereof and a series of holes sufficiently large to receive the pivoted ends of pivoted cuff links while preventing the ornamental end of said cuff links from passing therethrough, said holes adapted to house several sets of pivoted cuff links and a secret compartment beneath said inner cover.

2. In a container of the character described, a shallow hingeable cover and a deep base, said cover having an inner member covering the entire inside of said cover, said inner member spaced slightly apart from the inner top of said cover, a substantially large opening in said inner spaced member for housing tie and money clips, a cir-

4

cular opening and a series of stalls communicating with said circular opening in said inner spaced member, said circular opening being slightly larger than the average base of a collar button and said stalls being slightly larger than the average neck of a collar button, said circular opening being nearer the front of said cover than said stalls, one of said stalls being along the vertical axis of said circular opening and the other of said stalls running at right angles to said first mentioned stall with short terminal stalls running downwardly at each end of said horizontal stalls, a cushion attached to said inner spaced member in one corner of said cover for housing tie pins and the like, said deep base comprising three compartments, one of said compartments having an angular ledge at its upper portion, said ledge having a series of spaced notches for housing cuff links, a series of vertically disposed pockets attached to one wall of said compartment for housing collar stays and the like, a shoulder around the upper portion of another compartment adapted to receive an inner cover, said inner cover having a finger knob in the central portion thereof and a series of holes sufficiently large to receive the pivoted ends of pivoted cuff links while preventing the ornamental end of said cuff links from passing therethrough, said holes adapted to house several sets of said pivoted cuff links and a secret compartment beneath said inner cover.

3. In a container of the character described, a shallow hingeable cover and a deep base, said cover having an inner member covering the entire inside of said cover, said inner member spaced slightly apart from the inner top of said cover, a substantially large opening in said inner spaced member for housing tie and money clips, a circular opening and a series of stalls communicating with said circular opening in said inner spaced member, said circular opening being slightly larger than the average base of a collar button and said stalls being slightly larger than the average neck of a collar button, said circular opening being nearer to the front of said cover than said stalls, said deep base comprising compartments, one of said compartments having an angular ledge at its upper portion, said ledge having a series of spaced notches for housing cuff links, a series of vertically disposed pockets attached to one wall of said compartment for housing collar stays and the like, a longitudinally slitted member attached to the bottom of one of said compartments for frictionally holding finger rings, a shoulder around the upper portion of another compartment adapted to receive an inner cover, said inner cover having a finger knob in the central portion thereof and a series of holes sufficiently large to receive the pivoted ends of pivoted cuff links while preventing the ornamental end of said cuff links from passing therethrough, said holes adapted to house several sets of said pivoted cuff links and providing a secret compartment beneath said inner cover.

LEO EISEN.  
STEPHEN EISEN.

No references cited.