



US00D417271S

United States Patent [19]

[11] Patent Number: **Des. 417,271**

Denyer et al.

[45] Date of Patent: **** Nov. 30, 1999**

[54] **DRUG DELIVERY DEVICE**

D. 370,255	5/1996	Yamamoto et al.	D24/110
5,490,630	2/1996	Hecker	128/200.11 X
5,699,786	12/1997	Oshima et al.	128/200.23 X
5,875,774	3/1999	Clementi et al.	128/200.18

[75] Inventors: **John Stanley Harold Denyer**, West Sussex; **Anthony Dyche**, Hampshire; **Jacek Lech Basista**, Kent, all of United Kingdom

Primary Examiner—Stella Reid
Assistant Examiner—I Simmons
Attorney, Agent, or Firm—Nixon & Vanderhye P.C.

[73] Assignee: **Medic-Aid Limited**, Southampton, United Kingdom

[**] Term: **14 Years**

[57] CLAIM

[21] Appl. No.: **29/081,099**

The ornamental design for a “drug delivery device,” as shown and described.

[22] Filed: **Dec. 19, 1997**

DESCRIPTION

[30] Foreign Application Priority Data

Sep. 10, 1997 [GB] United Kingdom 2068969

[51] **LOC (6) Cl.** **29-02**

[52] **U.S. Cl.** **D24/110**

[58] **Field of Search** D24/110.4, 110.5, D24/110.6, 110; 128/200.14, 200.16, 200.21, 203.15, 203.14, 200.23, 203.12, 200.18, 200.11

FIG. 1 is a front view of the drug delivery device of the present invention;

FIG. 2 is a rear view thereof;

FIG. 3 is a left side view thereof;

FIG. 4 is a right side view thereof;

FIG. 5 is a top view thereof; and,

FIG. 6 is a bottom view thereof.

[56] References Cited

U.S. PATENT DOCUMENTS

D. 366,314 1/1996 Kaizaki et al. D24/110

1 Claim, 5 Drawing Sheets

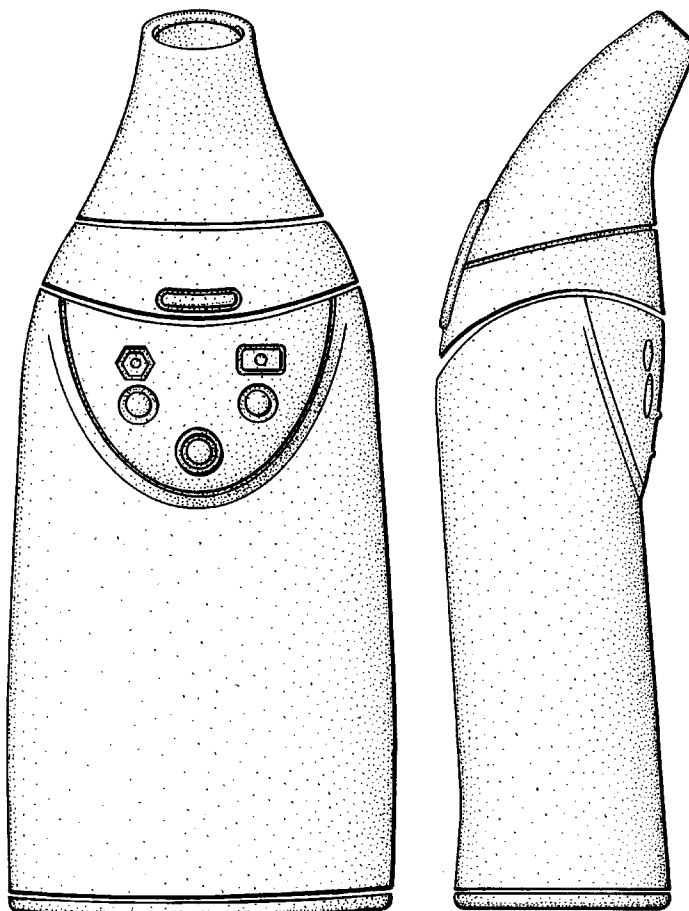


FIG. 1

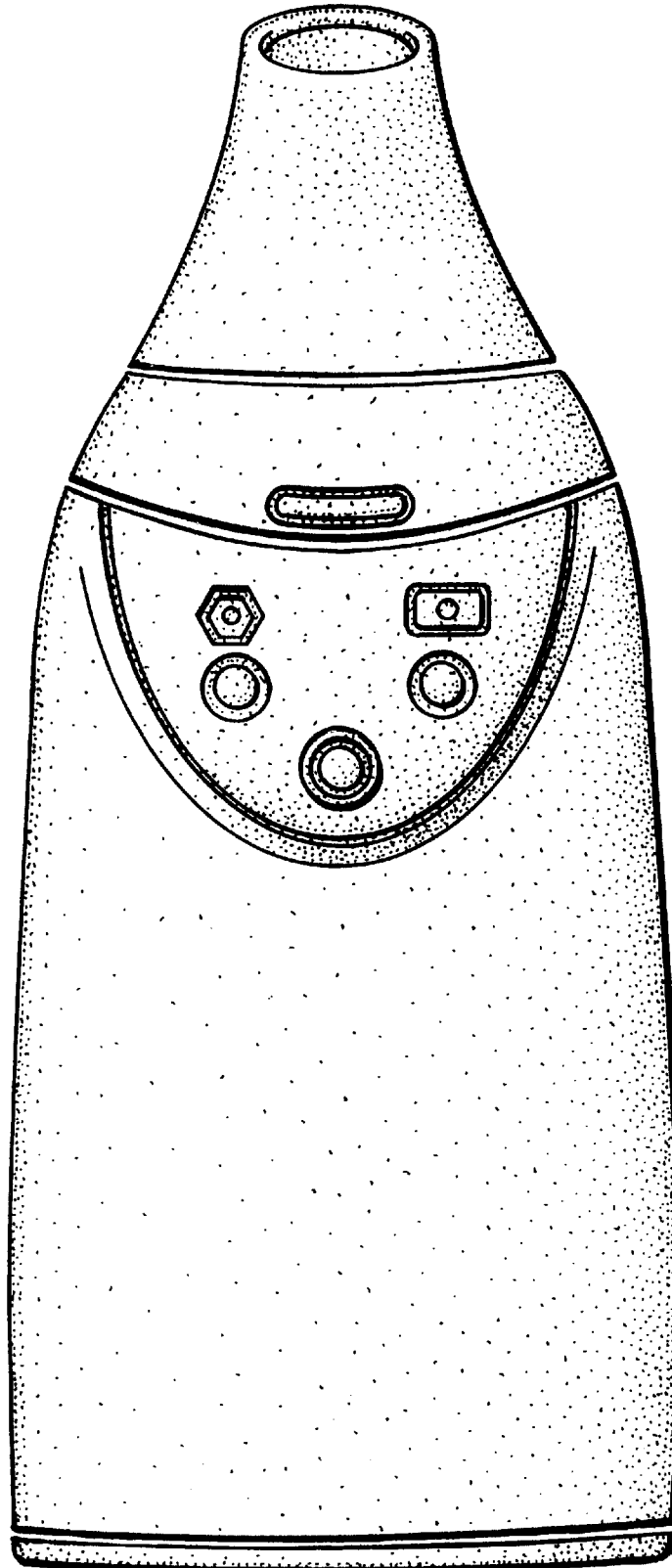


FIG. 2

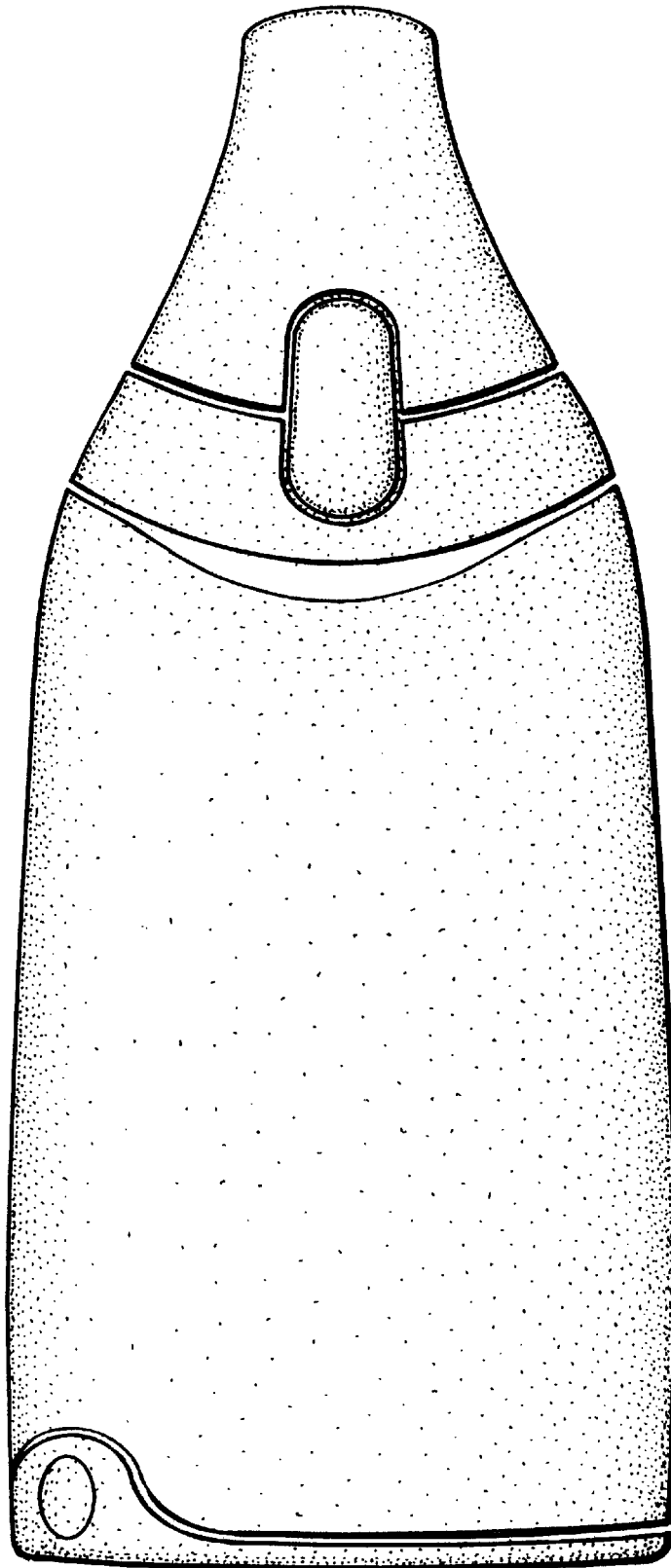


FIG. 3

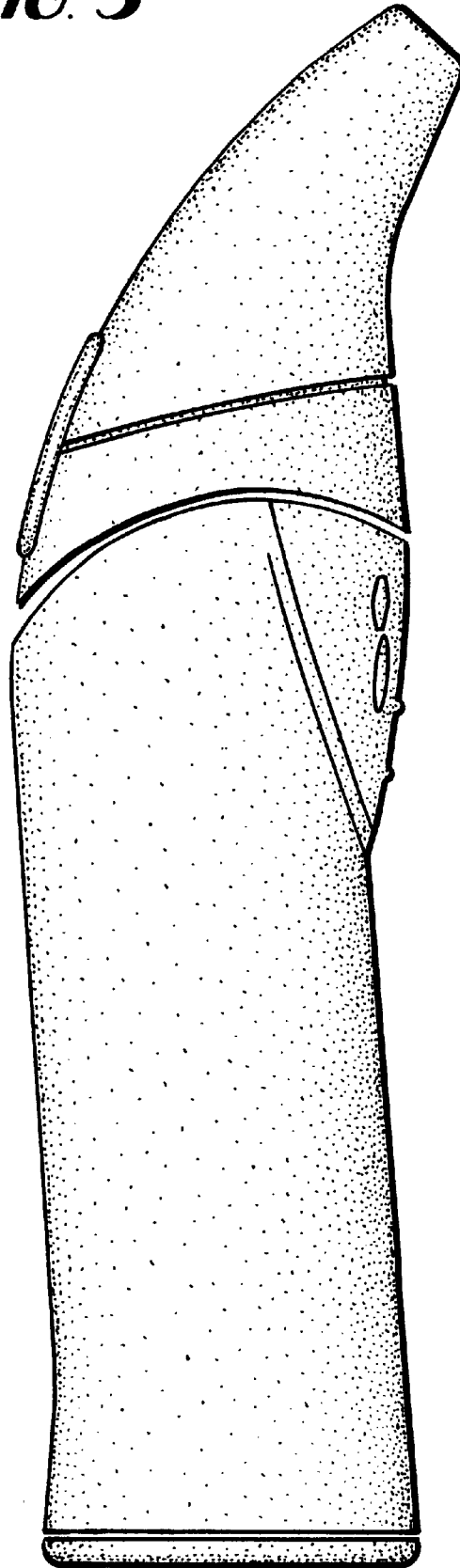


FIG. 4

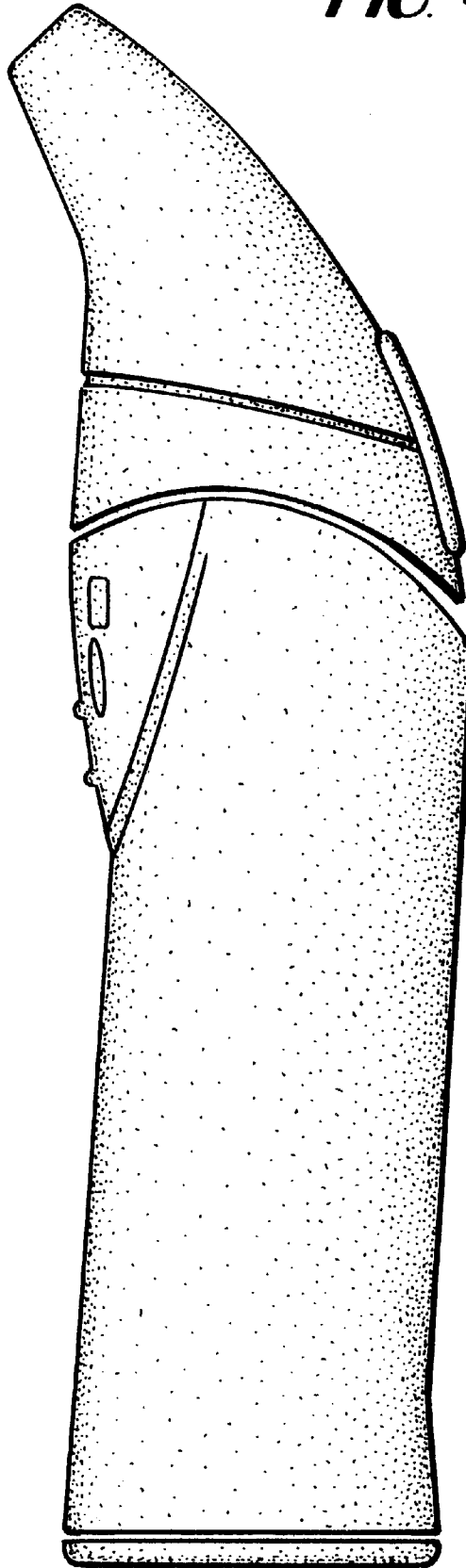


FIG. 5

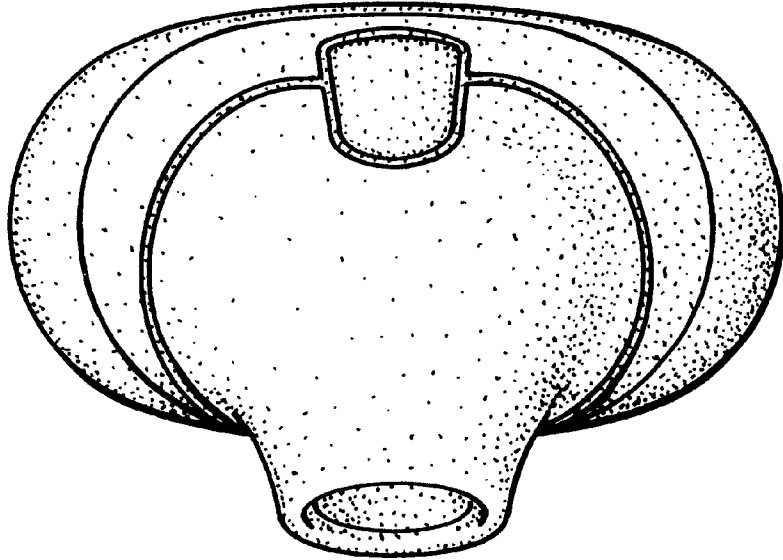


FIG. 6

