



US00D562181S

(12) **United States Design Patent**  
**Fogel**

(10) **Patent No.:** **US D562,181 S**

(45) **Date of Patent:** **\*\* Feb. 19, 2008**

(54) **DIAMOND SETTING**

(76) Inventor: **Kenneth D. Fogel**, 159 Myrtle Ave,  
Millburn, NJ (US) 07041

(\*\*) Term: **14 Years**

(21) Appl. No.: **29/233,314**

(22) Filed: **Jun. 27, 2005**

(51) **LOC (8) Cl.** ..... **11-01**

(52) **U.S. Cl.** ..... **D11/91**

(58) **Field of Classification Search** ..... D11/1,  
D11/2, 6-12, 16, 26-28, 34-43, 47-75, 79,  
D11/89-93; 63/1.11-14.1, 20, 22, 23, 26-33  
See application file for complete search history.

(56) **References Cited**

**U.S. PATENT DOCUMENTS**

D337,741 S *	7/1993	Garfolo	.....	D11/86
D337,964 S *	8/1993	Garfolo	.....	D11/79
D420,936 S *	2/2000	Murray	.....	D11/92

\* cited by examiner

*Primary Examiner*—Cathron Brooks  
*Assistant Examiner*—Michael A. Pratt  
(74) *Attorney, Agent, or Firm*—B<sup>2</sup> Patent Services; Robert Billmers; Joanne Billmers

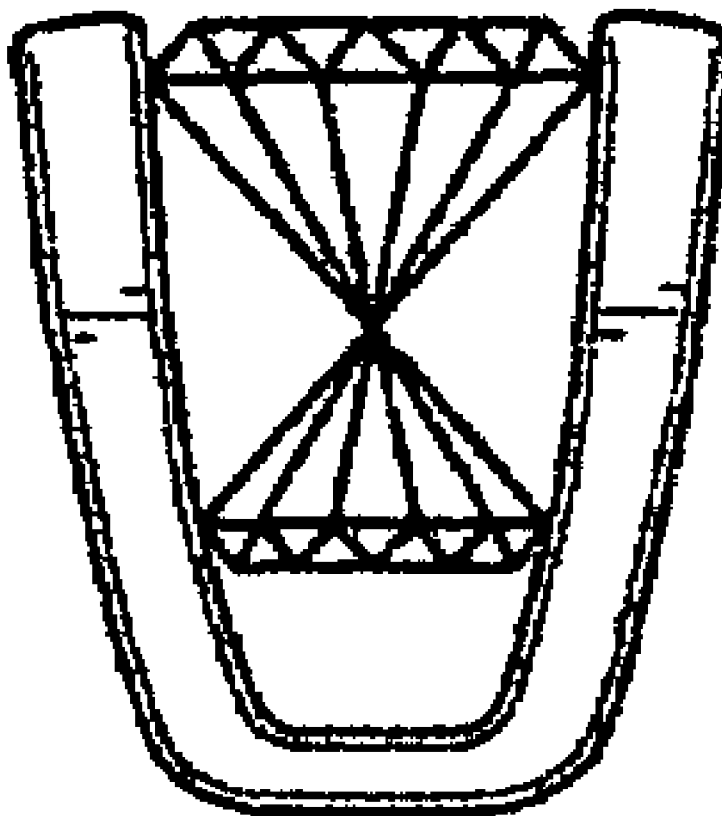
(57) **CLAIM**

The ornamental design for a diamond setting, as shown and described.

**DESCRIPTION**

FIG. 1 is a front side elevation view showing my new design;  
FIG. 2 is a back side elevation view thereof;  
FIG. 3 is a left side elevation view thereof;  
FIG. 4 is a right side elevation view thereof;  
FIG. 5 is a top plan view thereof; and,  
FIG. 6 is a bottom plan view thereof.

**1 Claim, 1 Drawing Sheet**



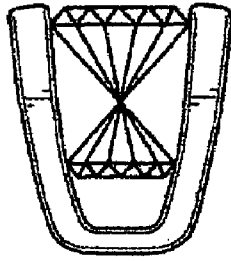


FIG. 1

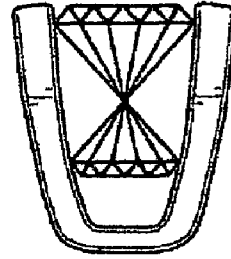


FIG. 2

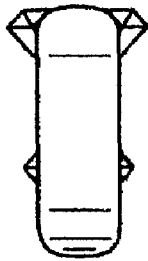


FIG. 3

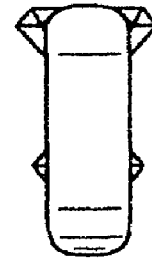


FIG. 4

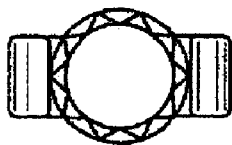


FIG. 5

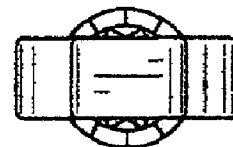


FIG. 6