



US00D341732S

United States Patent [19] Ferguson

[11] Patent Number: **Des. 341,732**

[45] Date of Patent: **** Nov. 30, 1993**

[54] **TABLE**

[75] Inventor: **Darrell C. Ferguson, Charleston, S.C.**

[73] Assignee: **Lineage Home Furnishings, Inc.,
High Point, N.C.**

[**] Term: **14 Years**

[21] Appl. No.: **885,406**

[22] Filed: **May 19, 1992**

[52] U.S. Cl. **D6/484; D6/452;
D6/436**

[58] Field of Search **D6/480, 482-489,
D6/495, 497-499, 450-453, 511, 434-436;
108/153, 156, 161**

[56] **References Cited**

U.S. PATENT DOCUMENTS

D. 25,483	5/1896	Johnson	D6/497
D. 36,266	3/1903	Orcutt	D6/349
D. 73,875	11/1927	Sobel	D6/497
D. 151,586	11/1948	Buckner	D6/486
D. 328,829	8/1992	Wisner	D6/436
D. 329,553	9/1992	White	D6/484

OTHER PUBLICATIONS

Chairs & Couches, by Curtis ©1977, p. 96, far left & 2nd from top-Dressing Stool w/Paw Feet.
Herndon-in C-27, Table at bottom.
Amer. of Martinsville-2614-101 Table.
Furniture Today-Apr. 10, 1989, Table in front.

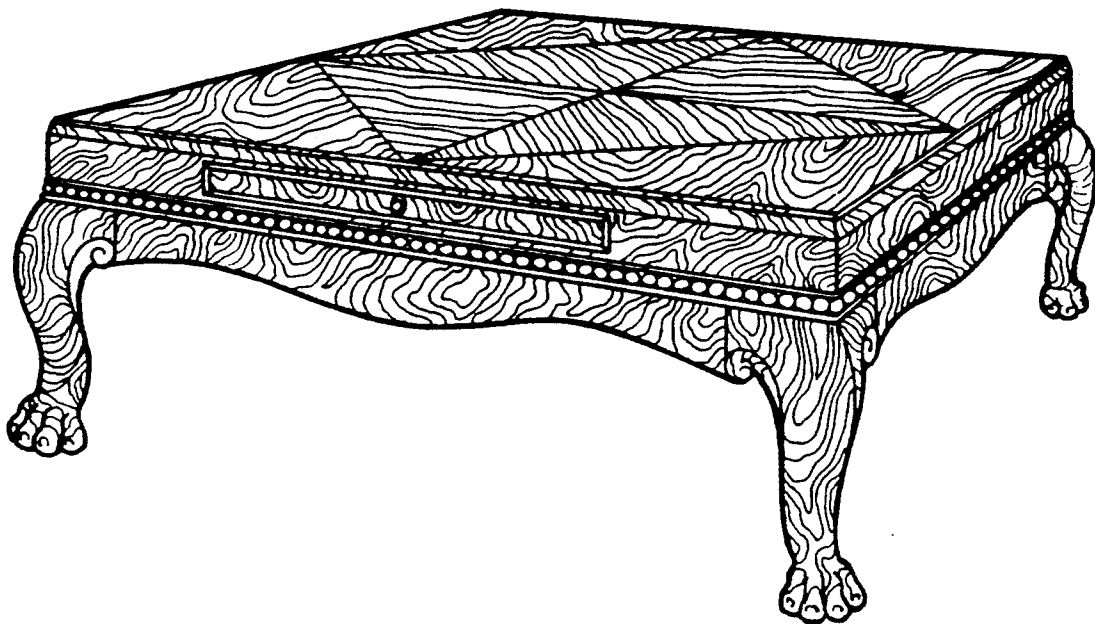
Primary Examiner-Nelson C. Holtje
Assistant Examiner-J. E. Seeger
Attorney, Agent, or Firm-Edgar A. Zarins; Malcolm L. Sutherland

CLAIM

[57] The ornamental design for a table, as shown and described.

DESCRIPTION

FIG. 1 is a perspective view of a table showing my new design;
FIG. 2 is a front plan view thereof;
FIG. 3 is a top plan view thereof; and,
FIG. 4 is a side plan view thereof, the remaining sides being mirror images.



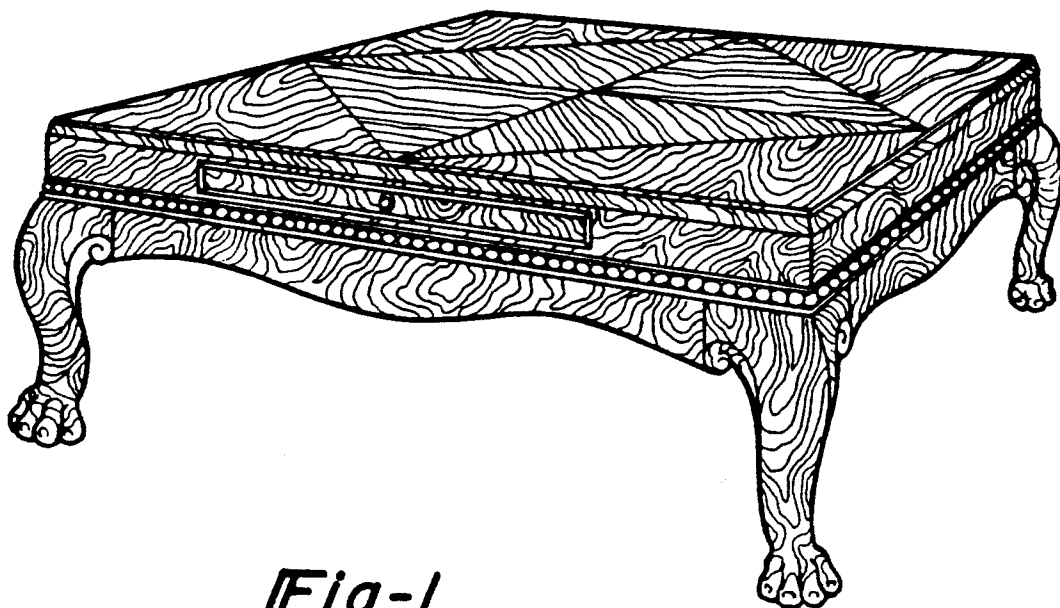


Fig-1




Fig-2




Fig-3

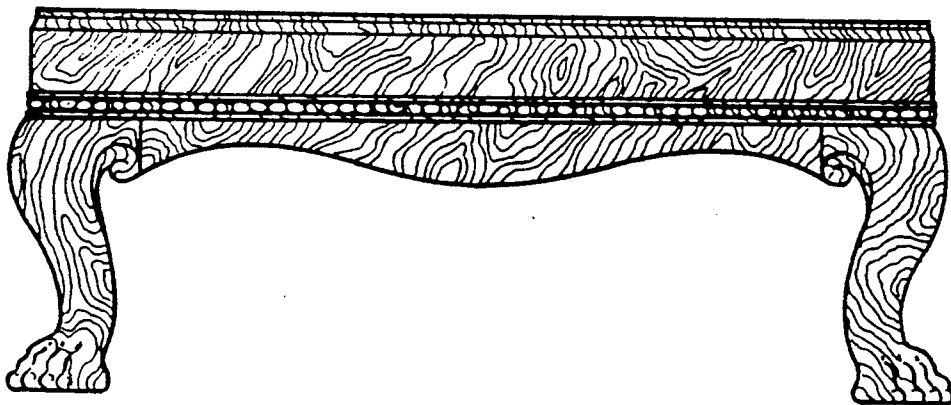


Fig-4