



US00D514804S

(12) **United States Design Patent**
Harvie et al.

(10) **Patent No.:** **US D514,804 S**

(45) **Date of Patent:** **** Feb. 14, 2006**

- (54) **DISPENSER WHEEL**
- (75) Inventors: **Bruce Harvie**, Piscataway, NJ (US);
Larry Van House, Hillsborough, NJ (US)
- (73) Assignee: **The Hartz Mountain Corporation**,
Secaucus, NJ (US)
- (**) Term: **14 Years**

6,042,856 A	3/2000	Sagan et al.	426/87
6,062,420 A	5/2000	Krouwel et al.	221/5
6,138,866 A	10/2000	Lambelet, Jr. et al.	221/25
6,193,103 B1	2/2001	Clarijs	221/25
6,409,020 B1	6/2002	Lo	206/533
D459,873 S *	7/2002	Stillwell et al.	D3/203.4
D473,786 S *	4/2003	Chue	D3/203.4
2004/0094566 A1	5/2004	Renaud	221/266

* cited by examiner

Primary Examiner—Catherine R. Oliver

(74) *Attorney, Agent, or Firm*—Jeffery M. Kaden; Gottlieb, Rackman & Reisman, P.C.

- (21) Appl. No.: **29/219,420**
- (22) Filed: **Dec. 16, 2004**

(57) **CLAIM**

The ornamental design for dispenser wheel, as shown and described.

- (51) **LOC (8) Cl.** **03-01**
- (52) **U.S. Cl.** **D3/203.4**
- (58) **Field of Classification Search** D3/203.4,
D3/203.1, 203.2, 203.3, 205, 273; D9/731,
D9/732; 206/530–534, 538

DESCRIPTION

FIG. 1 is a top plan view thereof;
 FIG. 2 is a left side elevational view thereof;
 FIG. 3 is a front elevational view thereof;
 FIG. 4 is a right side elevational view thereof;
 FIG. 5 is a bottom plan view thereof;
 FIG. 6 is a cross-sectional view taken along line 6—6 of FIG. 1; and,
 FIG. 7 is a cross-sectional view taken along line 7—7 of FIG. 1.

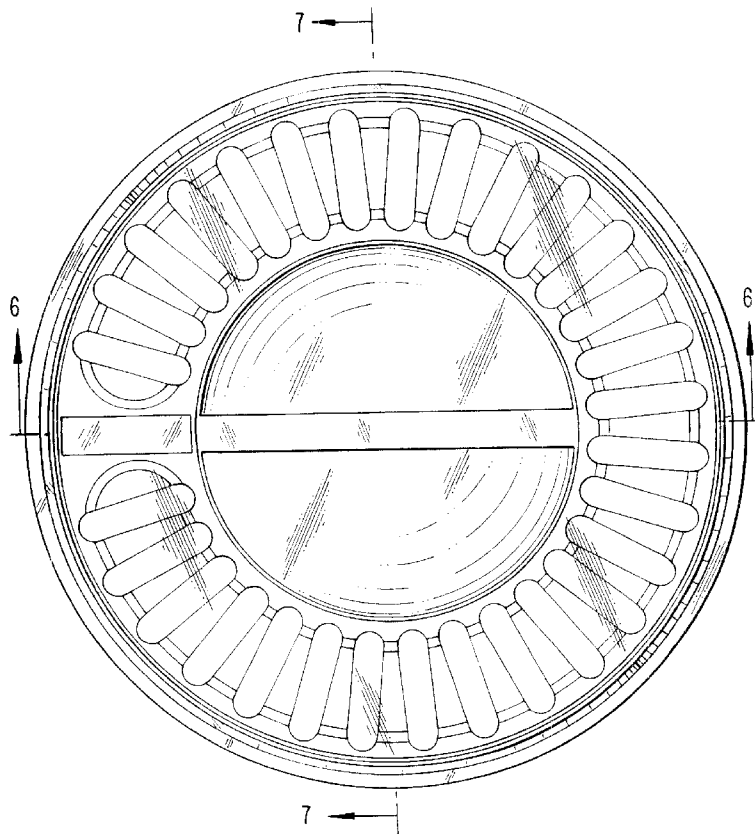
See application file for complete search history.

(56) **References Cited**

U.S. PATENT DOCUMENTS

D328,703 S *	8/1992	Klumpyan	D3/203.4
5,322,166 A	6/1994	Crowther	206/538
5,377,620 A	1/1995	Phillippi	119/51.12
5,603,429 A	2/1997	Mulhauser et al.	221/171
D382,198 S	8/1997	Mulhauser et al.	D3/203.4
D386,404 S *	11/1997	Kirk et al.	D3/203.4

1 Claim, 5 Drawing Sheets



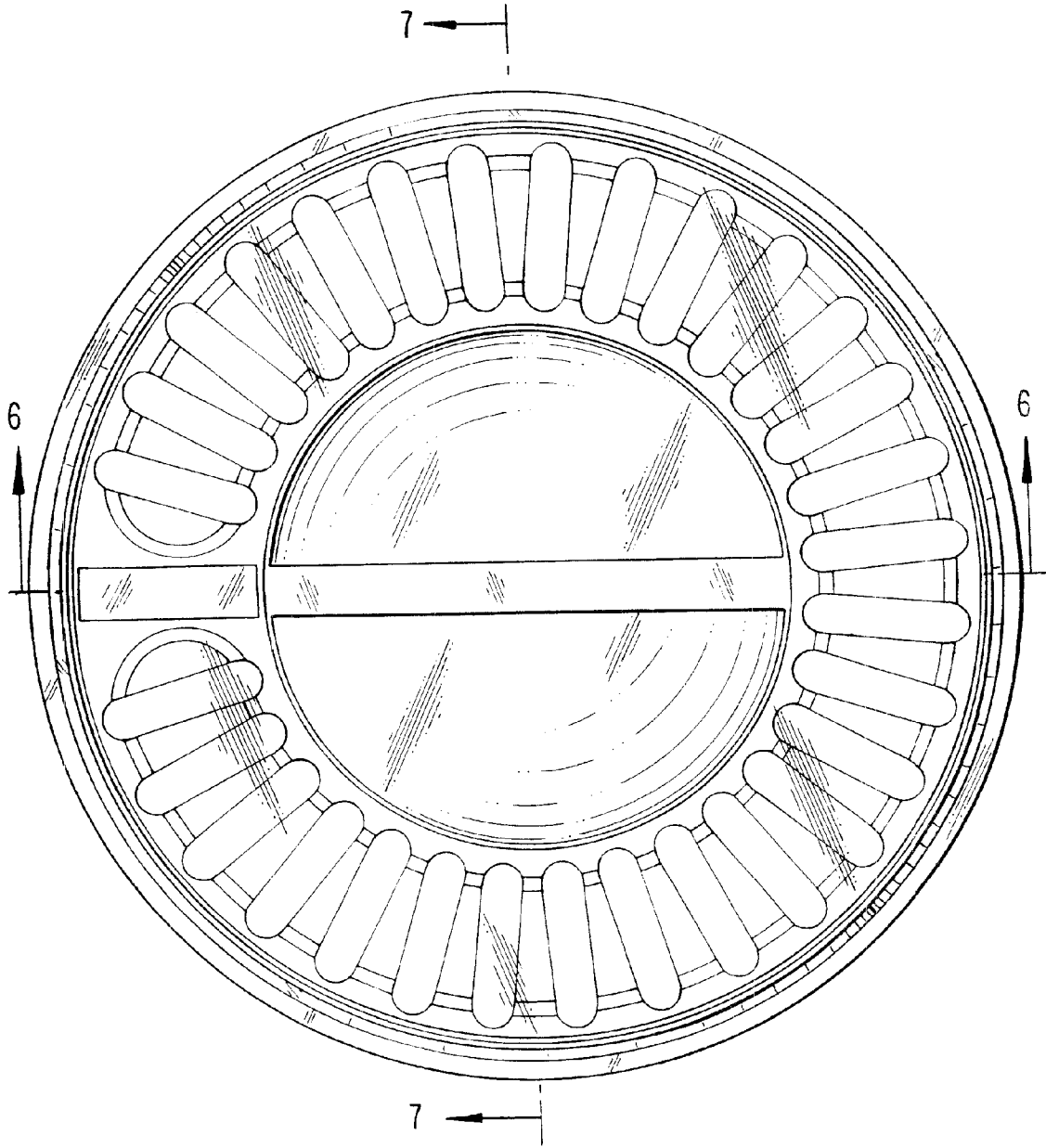


FIG. 1

FIG. 2

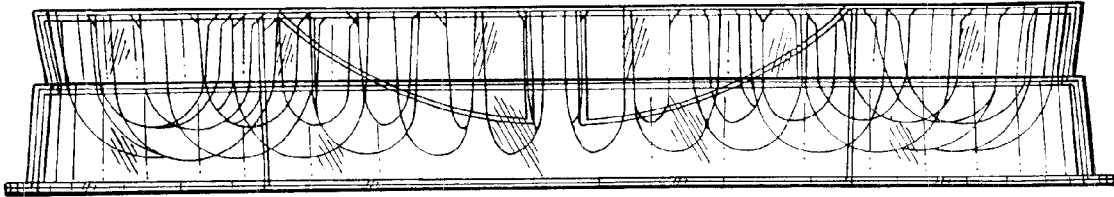


FIG. 3

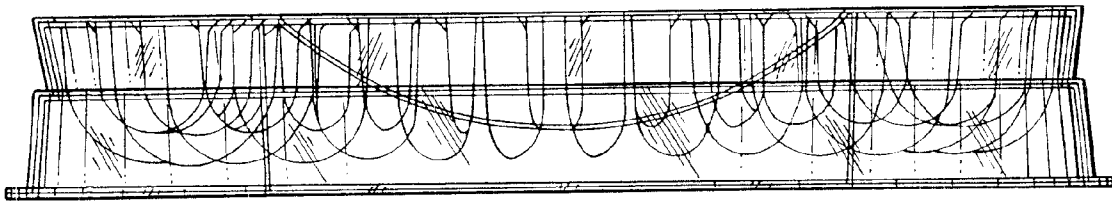
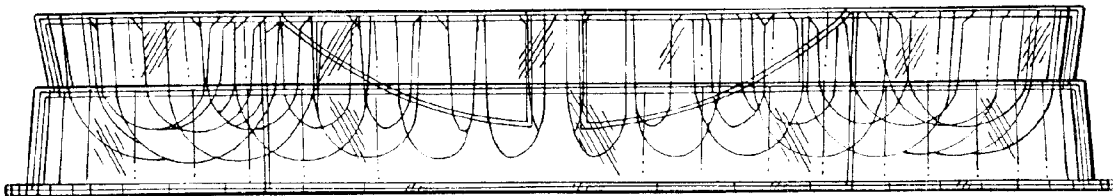


FIG. 4



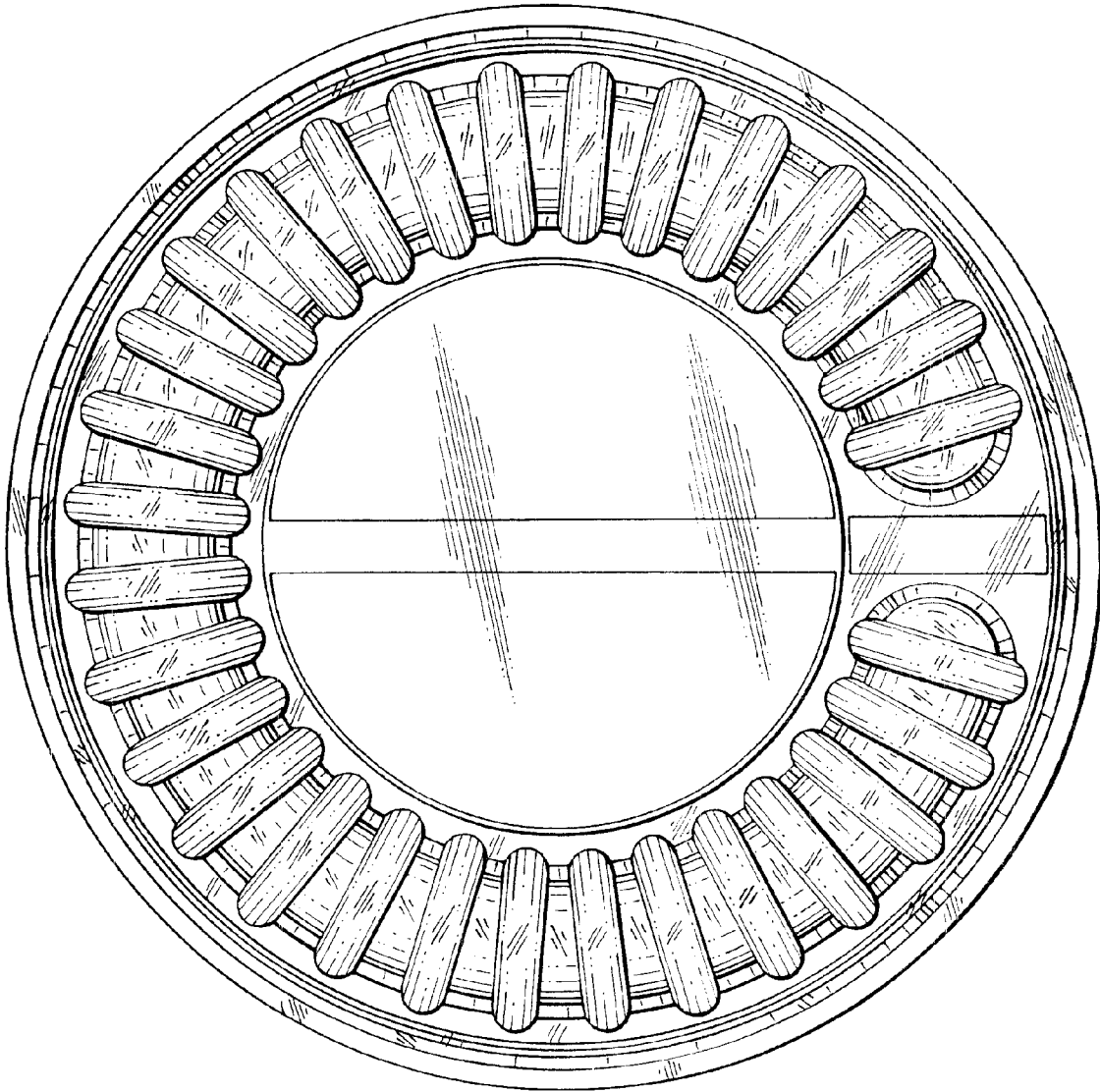


FIG. 5

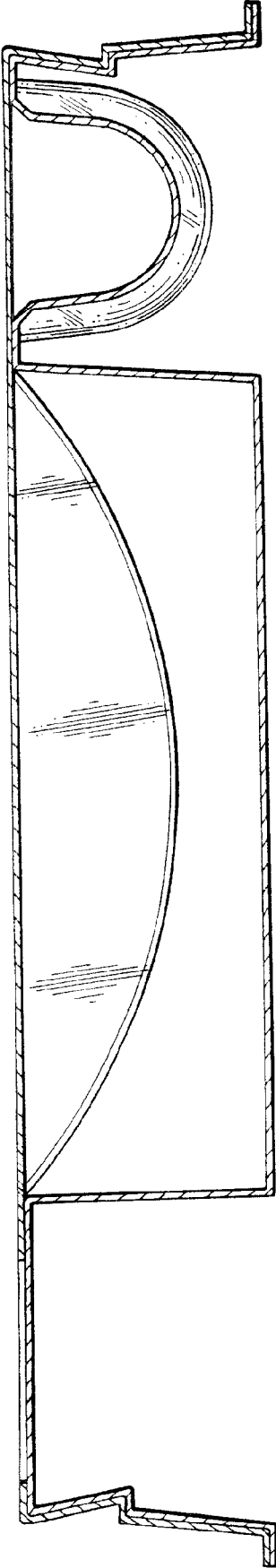


FIG. 6

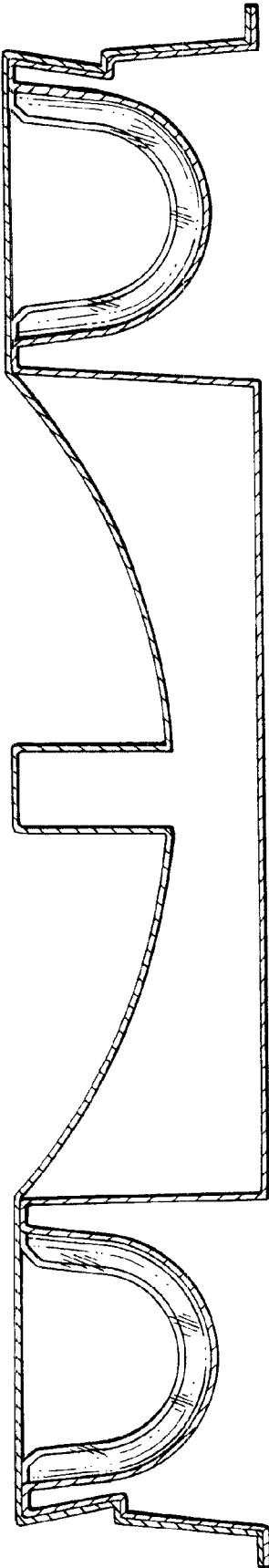


FIG. 7