



US00D448664B1

(12) **United States Design Patent** (10) **Patent No.:** **US D448,664 S**
Lichtman et al. (45) **Date of Patent:** **** Oct. 2, 2001**

(54) **BOTTLE PORTION**
(75) Inventors: **Jeff Lichtman**, Chicago; **Dean Lindsay**, Winnetka; **Jason Martin**, Chicago, all of IL (US)
(73) Assignee: **Stokely-Van Camp, Inc.**, Chicago, IL (US)
(**) Term: **14 Years**
(21) Appl. No.: **29/136,287**
(22) Filed: **Jan. 22, 2001**

D. 395,002 * 6/1998 Monahan D9/554
D. 435,453 * 12/2000 Krihnakumar et al. D9/537
4,818,575 * 4/1989 Hirata et al. 215/381
5,971,184 * 10/1999 Krishnakumar et al. 215/384
6,044,997 * 4/2000 Ogg 215/381

* cited by examiner

Primary Examiner—Lucy Lieberman
(74) *Attorney, Agent, or Firm*—Lars S. Johnson

(57) **CLAIM**

The ornamental design for a bottle portion, as shown and described.

Related U.S. Application Data

(62) Division of application No. 29/102,586, filed on Mar. 26, 1999, now Pat. No. Des. 440,157.
(51) **LOC (7) Cl.** **09-01**
(52) **U.S. Cl.** **D9/434; D9/551; D9/539**
(58) **Field of Search** D9/538, 539, 540, D9/537, 551, 564, 434, 307, 554, 567; 215/381, 382, 383, 384

DESCRIPTION

FIG. 1 is a perspective view of a bottle portion embodying our new design;
FIG. 2 is a front elevational view of the bottle portion depicted in FIG. 1, the opposite rear elevational view being identical;
FIG. 3 is a side elevational view of the bottle portion depicted in FIG. 2, representing a partial rotation of the bottle portion about its vertical center axis from the front elevational view depicted in FIG. 2, the opposite side elevational view being identical; and,
FIG. 4 is a top plan view of the bottle portion depicted in FIG. 2.

The broken line environmental showing is for illustrative purposes only and does not form part of the claimed design.

(56) **References Cited**

U.S. PATENT DOCUMENTS

D. 139,378 * 11/1944 Coleman D9/554
D. 182,540 * 4/1958 Soubier D9/539
D. 220,792 * 5/1971 Benson D9/307
D. 372,194 * 7/1996 Dallaire D9/539
D. 390,471 * 2/1998 Ito D9/539

1 Claim, 2 Drawing Sheets

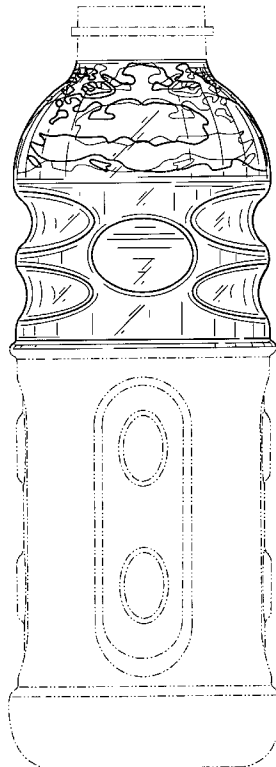


FIG. 1

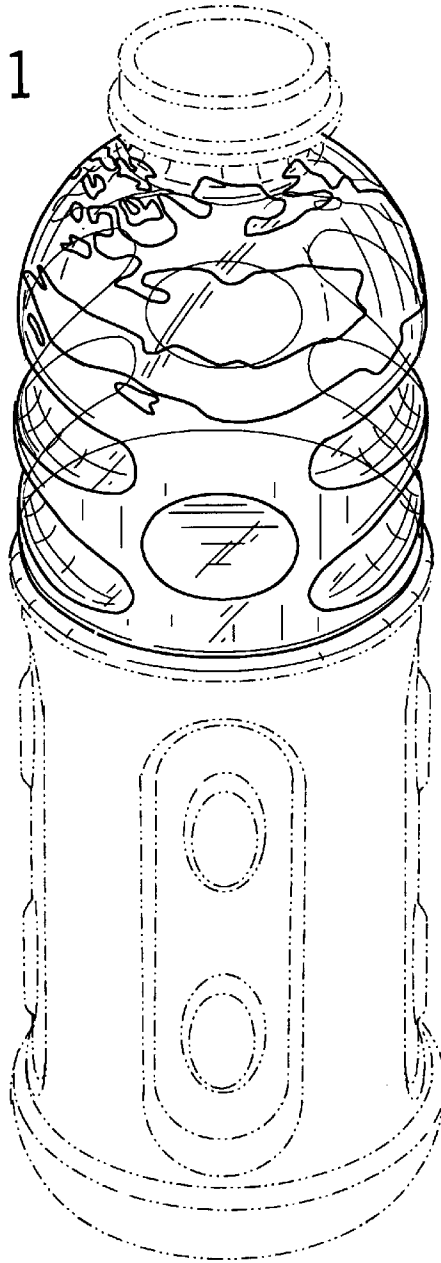


FIG. 4

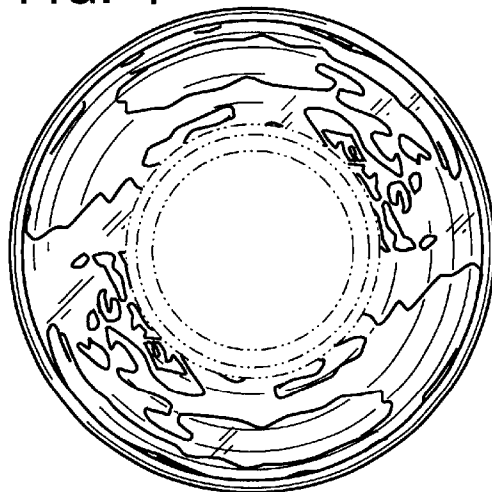


FIG. 2




FIG. 3

