



- (51) International Patent Classification:
C08L 23/00 (2006.01) *C08L 63/00* (2006.01)
C08L 23/12 (2006.01) *C08L 77/00* (2006.01)
- (21) International Application Number: PCT/US2016/022688
- (22) International Filing Date: 16 March 2016 (16.03.2016)
- (25) Filing Language: English
- (26) Publication Language: English
- (30) Priority Data: 62/133,520 16 March 2015 (16.03.2015) US
- (71) Applicant: **SABIC GLOBAL TECHNOLOGIES B.V.** [NL/NL]; Plasticslaan 1, 4612 PX Bergen Op Zoom (NL).
- (72) Inventor; and
- (71) Applicant (for BZ only): **GAGGAR, Satish, Kumar** [US/US]; 5648 Chestnut Trace, Hoover, AL 35244 (US).
- (72) Inventors: **RAMAKRISHNAN, Vaidyanath**; 4617 As Ansjovislaan 101, Bergen Op Zoom (NL). **BIHARI, Malvika**; 816 N. Boehne Camp Road, Evansville, IN 47712 (US). **CUSTODIO, Frederico**; Estrada da Barosa No. 247, Moinhos da Barosa, 2400-013 Leiria (PT). **GOOSSENS, Johannes, Martinus Dina**; Vondellaan 66, 4624HN Bergen op Zoom (NL).
- (74) Agents: **QUICKER, Katrina, M.** et al.; Baker & Hostetler LLP, 1170 Peachtree Street, NE, Suite 2400, Atlanta, GA 30309-7676 (US).
- (81) Designated States (unless otherwise indicated, for every kind of national protection available): AE, AG, AL, AM, AO, AT, AU, AZ, BA, BB, BG, BH, BN, BR, BW, BY, BZ, CA, CH, CL, CN, CO, CR, CU, CZ, DE, DK, DM, DO, DZ, EC, EE, EG, ES, FI, GB, GD, GE, GH, GM, GT, HN, HR, HU, ID, IL, IN, IR, IS, JP, KE, KG, KN, KP, KR, KZ, LA, LC, LK, LR, LS, LU, LY, MA, MD, ME, MG, MK, MN, MW, MX, MY, MZ, NA, NG, NI, NO, NZ, OM, PA, PE, PG, PH, PL, PT, QA, RO, RS, RU, RW, SA, SC, SD, SE, SG, SK, SL, SM, ST, SV, SY, TH, TJ, TM, TN, TR, TT, TZ, UA, UG, US, UZ, VC, VN, ZA, ZM, ZW.
- (84) Designated States (unless otherwise indicated, for every kind of regional protection available): ARIPO (BW, GH, GM, KE, LR, LS, MW, MZ, NA, RW, SD, SL, ST, SZ, TZ, UG, ZM, ZW), Eurasian (AM, AZ, BY, KG, KZ, RU, TJ, TM), European (AL, AT, BE, BG, CH, CY, CZ, DE, DK, EE, ES, FI, FR, GB, GR, HR, HU, IE, IS, IT, LT, LU, LV, MC, MK, MT, NL, NO, PL, PT, RO, RS, SE, SI, SK, SM, TR), OAPI (BF, BJ, CF, CG, CI, CM, GA, GN, GQ, GW, KM, ML, MR, NE, SN, TD, TG).
- Declarations under Rule 4.17:**
— as to applicant's entitlement to apply for and be granted a patent (Rule 4.17(ii))

[Continued on next page]

(54) Title: FIBRILLATED POLYMER COMPOSITIONS AND METHODS OF THEIR MANUFACTURE

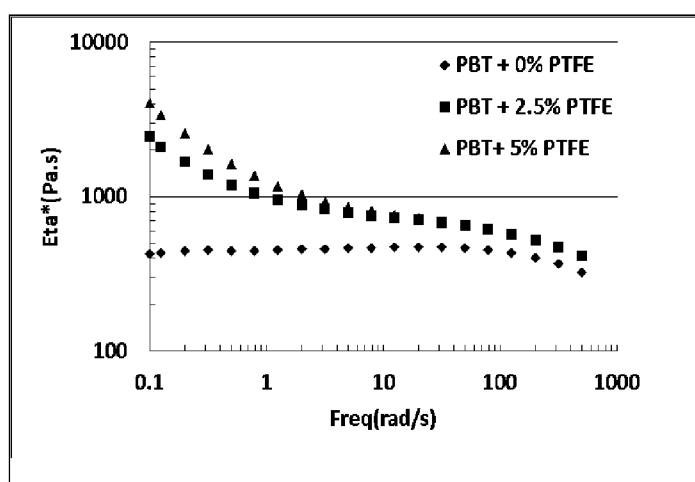


FIG. 1

(57) Abstract: The disclosure is directed to polymer compositions comprising a matrix polymer component comprising a crystalline or semi-crystalline polymer; and a fibrillated fluoropolymer, a fibrillated fluoropolymer encapsulated by an encapsulating polymer, or a combination thereof. Methods of preparing and using these polymer compositions, as well as articles comprising the polymer compositions, as also described.

- *as to the applicant's entitlement to claim the priority of the earlier application (Rule 4.17(iii))* **Published:**
— *with international search report (Art. 21(3))*

FIBRILLATED POLYMER COMPOSITIONS AND METHODS OF THEIR
MANUFACTURE

CROSS REFERENCE TO RELATED APPLICATION

[0001] The present application claims priority to United States application 62/133,520, filed March 16, 2015, the entirety of which is incorporated herein by reference.

BACKGROUND

[0002] Many polymer-based articles are manufactured by injection, additive manufacturing, biaxial drawing, pipe extrusion, and other molding processes. In order to obtain good mechanical properties, different approaches have been attempted, such as use of fillers to reinforce the polymers. Despite advances in the art and the success of many filled polymer compositions, there remains a continuing need for improved combinations of properties such as higher modulus, improved ductility, improved impact, and/or improved melt flow characteristics, so that molding operations can be performed more rapidly and with improved economics. Typically, it is difficult to obtain good complex viscosity, extensional viscosity, tensile modulus, and impact strength in a particular polymer composition.

[0003] Polytetrafluoroethylene (PTFE) fibers have been used as fillers in polymer compositions, but can aggregate in the matrix resin, making it very difficult to obtain a uniform composition. Polytetrafluoroethylene and other fluoropolymers have also been used as additives in thermoplastic polymers in order to improve certain properties of the polymers. The use of relatively small amounts, for example about 0.1 to about 1 percent by weight, of fluoropolymers as an anti-drip additive in flame retardant grades of thermoplastic resin molding compositions is described, for example, in U.S. Pat. Nos. 4,810,739, 4,579,906, and 4,810,739. The use of sintered PTFE in highly filled thermoplastic compositions as low friction additives is disclosed in U.S. Pat. No. 5,879,791. A drawback to the use of fluoropolymer additives exists, however, in that such additives have poor dispersibility in many polymers.

[0004] Therefore, there is a continuing in the art for compositions, methods, and articles that can provide balanced mechanical and rheological property profiles.

SUMMARY

[0005] The above-described and other deficiencies of the art are met by polymer compositions comprising a matrix polymer component comprising a crystalline or semi-crystalline polymer; and 0.1 weight percent (wt. %) to 15 wt. %, or about 0.1 wt. % to about 15

wt. %, based on the weight of the polymer composition, of a fibrillated fluoropolymer, a fibrillated fluoropolymer encapsulated by an encapsulating polymer, or a combination thereof.

[0006] In another embodiment are articles of manufacture comprising these polymer compositions. In still another embodiment of methods of processing these polymer compositions.

[0007] The above described and other features are exemplified by the following drawings, detailed description, examples, and claims.

BRIEF DESCRIPTION OF THE DRAWINGS

[0008] The following is a brief description of the drawings wherein like elements are numbered alike and which are exemplary of the various embodiments described herein.

[0009] FIG. 1 depicts complex viscosity for embodiments of the disclosure incorporating PBT.

[0010] FIG. 2 depicts complex viscosity for embodiments of the disclosure incorporating PET with 1 wt.% PTFE.

[0011] FIG. 3 depicts extensional viscosity for embodiments of the disclosure incorporating PBT.

[0012] FIG. 4 depicts extensional viscosity for embodiments of the disclosure incorporating PET with 1% PTFE.

[0013] FIG. 5 depicts extensional viscosity for embodiments of the disclosure incorporating PP (random).

[0014] FIG. 6 depicts extensional viscosity for embodiments of the disclosure incorporating PP (copolymer).

[0015] FIG. 7 depicts extensional viscosity for embodiments of the disclosure incorporating PP (homopolymer).

[0016] FIG. 8 depicts tensile modulus for embodiments of the disclosure incorporating PBT.

[0017] FIG. 9 depicts notched impact strength for embodiments of the disclosure incorporating PBT.

DETAILED DESCRIPTION OF ILLUSTRATIVE EMBODIMENTS

[0018] The present disclosure may be understood more readily by reference to the following detailed description of desired embodiments and the examples included therein. In the

following specification and the claims that follow, reference will be made to a number of terms which have the following meanings.

[0019] The present disclosure is directed to polymer compositions comprising a matrix polymer component comprising a crystalline or semi-crystalline polymer, and a fibrillated fluoropolymer, a fibrillated fluoropolymer encapsulated by an encapsulating polymer, or a combination thereof. Methods of using these polymer compositions, as well as articles formed from these compositions, are also described. The described polymer compositions exhibit surprising melt strengths, making them suitable for use in foaming, sheet, and pipe extrusion processes.

[0020] Unless otherwise defined, all technical and scientific terms used herein have the same meaning as commonly understood by one of ordinary skill in the art. In case of conflict, the present document, including definitions, will control. Preferred methods and materials are described below, although methods and materials similar or equivalent to those described herein can be used in practice or testing of the present disclosure. All publications, patent applications, patents and other references mentioned herein are incorporated by reference in their entirety. The materials, methods, and examples disclosed herein are illustrative only and not intended to be limiting.

[0021] The singular forms "a," "an," and "the" include plural referents unless the context clearly dictates otherwise.

[0022] As used in the specification and in the claims, the term "comprising" may include the embodiments "consisting of" and "consisting essentially of." The terms "comprise(s)," "include(s)," "having," "has," "can," "contain(s)," and variants thereof, as used herein, are intended to be open-ended transitional phrases, terms, or words that require the presence of the named ingredients/steps and permit the presence of other ingredients/steps. However, such description should be construed as also describing compositions or processes as "consisting of" and "consisting essentially of" the enumerated ingredients/steps, which allows the presence of only the named ingredients/steps, along with any impurities that might result therefrom, and excludes other ingredients/steps.

[0023] Numerical values in the specification and claims of this application, particularly as they relate to polymers or polymer compositions, reflect average values for a composition that may contain individual polymers of different characteristics. Furthermore, unless indicated to the contrary, the numerical values should be understood to include numerical values which are the same when reduced to the same number of significant figures and numerical values which

differ from the stated value by less than the experimental error of conventional measurement technique of the type described in the present application to determine the value.

[0024] All ranges disclosed herein are inclusive of the recited endpoint and independently combinable (for example, the range of “from 2 grams to 10 grams” is inclusive of the endpoints, 2 grams and 10 grams, and all the intermediate values). The endpoints of the ranges and any values disclosed herein are not limited to the precise range or value; they are sufficiently imprecise to include values approximating these ranges and/or values.

[0025] As used herein, approximating language may be applied to modify any quantitative representation that may vary without resulting in a change in the basic function to which it is related. Accordingly, a value modified by a term or terms, such as “about” and “substantially,” may not be limited to the precise value specified, in some cases. In at least some instances, the approximating language may correspond to the precision of an instrument for measuring the value. The modifier “about” should also be considered as disclosing the range defined by the absolute values of the two endpoints. For example, the expression “from about 2 to about 4” also discloses the range “from 2 to 4.” The term “about” may refer to plus or minus 10% of the indicated number. For example, “about 10%” may indicate a range of 9% to 11%, and “about 1” may mean from 0.9-1.1. Other meanings of “about” may be apparent from the context, such as rounding off, so, for example “about 1” may also mean from 0.5 to 1.4.

[0026] The present disclosure is directed to polymer compositions comprising a matrix polymer component comprising a crystalline or semi-crystalline polymer; and a fibrillated fluoropolymer, a fibrillated fluoropolymer encapsulated by an encapsulating polymer, or a combination thereof. In preferred embodiments, the polymer compositions comprise 0.1 wt. % to 15 wt. %, or from about 0.1 wt. % to about 15 wt. %, based on the weight of the polymer composition, of a fibrillated fluoropolymer, a fibrillated fluoropolymer encapsulated by an encapsulating polymer, or a combination thereof. Methods of using these polymer compositions, as well as articles formed from these compositions, are also described.

[0027] The polymer compositions of the description have mechanical and rheological properties that are surprising and unexpected. For example, the described polymer compositions have a complex viscosity, measured at a 0.1 rad/sec, of greater than 4500 Pa.s (Pascal-second), or greater than about 4500 Pa.s, preferably between about 4500 Pa.s and about 70,000 Pa.s, for example, between 4500 Pa.s and 70,000 Pa.s. For example, the described polymer compositions have a complex viscosity of about 4500, 5000, 5500, 6000, 6500, 7000, 7500, 8000, 8500, 9000,

9500, 10,000, 11,000, 12,000, 13,000, 14,000, 15,000, 16,000, 17,000, 18,000, 19,000, 20,000, 25,000, 30,000, 35,000, 40,000, 45,000, 50,000, 55,000, 60,000, 65,000, or about 70,000 Pa.s.

[0028] In other embodiments, the described polymer compositions have an extensional viscosity of greater than 11,000, preferably between about 11,000 and about 90,000 Pa.s at a maximum henky strain of 2.0 at a strain rate of $1s^{-1}$. For example, the described polymer compositions have an extensional viscosity of about 11,000, 12,000, 13,000, 14,000, 15,000, 16,000, 17,000, 18,000, 19,000, 20,000, 25,000, 30,000, 35,000, 40,000, 45,000, 50,000, 55,000, 60,000, 65,000, 70,000, 75,000, 80,000, 85,000, or about 90,000 Pa.s at a maximum henky strain of 2.0 at a strain rate of $1s^{-1}$. In still other embodiments, the described polymer compositions have a tensile modulus of greater than 2450 megapascals (MPa), preferably greater than 2450 to about 3000 MPa. For example, the described polymer compositions have a tensile modulus of 2455, 2460, 2465, 2470, 2475, 2480, 2485, 2490, 2495, 2500, 2510, 2520, 2530, 2540, 2550, 2560, 2570, 2580, 2590, 2600, 2610, 2620, 2630, 2640, 2650, 2660, 2670, 2680, 2690, 2700, 2710, 2720, 2730, 2740, 2750, 2760, 2770, 2780, 2790, 2800, 2810, 2820, 2830, 2840, 2850, 2860, 2870, 2880, 2890, 2900, 2510, 2920, 2930, 2940, 2950, 2960, 2970, 2980, 2990, or about 3000 MPa. In yet other embodiments, the described polymer compositions have a notched impact strength (ISO 180 at 23 °C) of greater than 3.5 kilojoule per square meter (KJ/m^2), or greater than about 3.5 KJ/m^2 , preferably 3.5 KJ/m^2 to about 10 KJ/m^2 . For example, the described polymer compositions have a notched impact strength of 3.6, 3.7, 3.8, 3.9, 4, 4.1, 4.2, 4.3, 4.4, 4.5, 4.6, 4.7, 4.8, 4.9, 5, 5.1, 5.2, 5.3, 5.4, 5.5, 5.6, 5.7, 5.8, 5.9, 6, 6.1, 6.2, 6.3, 6.4, 6.5, 6.6, 6.7, 6.8, 6.9, 7, 7.1, 7.2, 7.3, 7.4, 7.5, 7.6, 7.7, 7.8, 7.9, 8, 8.1, 8.2, 8.3, 8.4, 8.5, 8.6, 8.7, 8.8, 8.9, 9, 9.1, 9.2, 9.3, 9.4, 9.5, 9.6, 9.7, 9.8, 9.9, or about 10 KJ/m^2 .

[0029] The matrix polymer component comprises one or more polymers that are not fibrillated during the mixing process described herein. Examples of suitable matrix polymers of the disclosure exclude polycarbonate polymers. Suitable polymers are crystalline and semi-crystalline thermoplastic materials. Examples of suitable polymers are poly(ethylene terephthalate) (PET), poly(1,4-butylene terephthalate) (PBT), poly(ethylene naphthanoate) (PEN), poly(butylene naphthanoate), (PBN), (polypropylene terephthalate) (PPT), polycyclohexanedimethanol terephthalate (PCT), polypropylene (PP) (including random, copolymer, and homopolymer polypropylene), and combinations comprising at least one of the foregoing polyesters. Also contemplated are the above polyesters with a minor amount, e.g., from 0.5 to 10 percent by weight, or from about 0.5 to about 10 percent by weight, of units derived from an aliphatic diacid and/or an aliphatic polyol to make copolyesters. Other useful

polymers include nylon, linear low-density polyethylene (LLDPE), low-density polyethylene (LDPE), high density polyethylene (HDPE), and combinations thereof. Particularly preferred polymers for use in the matrix polymer are PBT, PET, and PP. The matrix polymer may generally be provided in any form, including but not limited to powders, plates, pellets, flakes, chips, whiskers, and the like.

[0030] The polymer compositions described herein comprise 0.1 wt. % to 15 wt. %, or from about 0.1 wt. % to about 15 wt.%, based on the weight of the polymer composition, of a fibrillated fluoropolymer, a fibrillated fluoropolymer encapsulated by an encapsulating polymer, or a combination thereof. According to the disclosure, the polymer compositions comprise 0.1 wt. % to 15 wt. %, or from about 0.1 wt.% to about 15 wt.%, for example, 1 wt. % to 10 wt. %, or from about 1 wt.% to about 10 wt.%, based on the weight of the polymer composition, of the fibrillated fluoropolymer, the fibrillated fluoropolymer encapsulated by an encapsulating polymer, or the combination thereof. In some embodiments, the polymer compositions comprise about 0.1, 0.2, 0.3, 0.4, 0.5, 0.6, 0.7, 0.8, 0.9, 1, 1.5, 2, 2.5, 3, 3.5, 4, 4.5, 5, 5.5, 6, 6.5, 7, 7.5, 8, 8.5, 9, 9.5, 10, 10.5, 11, 11.5, 12, 12.5, 13, 13.5, 14, 14.5, or about 15 wt.%, based on the weight of the polymer composition, of the fibrillated fluoropolymer, the fibrillated fluoropolymer encapsulated by an encapsulating polymer, or the combination thereof.

[0031] Fluoropolymers suitable for use as the fluoropolymer component described in U.S. 7,557,154 and are capable of being fibrillated (“fibrillatable”) during mixing with the matrix polymer, the filler, or both simultaneously. “Fibrillation” is a term of art that refers to the treatment of fluoropolymers so as to produce, for example, a “node and fibril,” network, or cage-like structure. Suitable fluoropolymers include but are not limited to homopolymers and copolymers that comprise structural units derived from one or more fluorinated alpha-olefin monomers, that is, an alpha-olefin monomer that includes at least one fluorine atom in place of a hydrogen atom. In one embodiment the fluoropolymer comprises structural units derived from two or more fluorinated alpha-olefin, for example tetrafluoroethylene, hexafluoroethylene, and the like. In another embodiment, the fluoropolymer comprises structural units derived from one or more fluorinated alpha-olefin monomers and one or more non-fluorinated monoethylenically unsaturated monomers that are copolymerizable with the fluorinated monomers, for example alpha-monoethylenically unsaturated copolymerizable monomers such as ethylene, propylene, butene, acrylate monomers (e.g., methyl methacrylate and butyl acrylate), vinyl ethers, (e.g., cyclohexyl vinyl ether, ethyl vinyl ether, n-butyl vinyl ether, vinyl esters) and the like. Specific examples of fluoropolymers include polytetrafluoroethylene, polyhexafluoropropylene,

polyvinylidene fluoride, polychlorotrifluoroethylene, ethylene tetrafluoroethylene, fluorinated ethylene-propylene, polyvinyl fluoride, and ethylene chlorotrifluoroethylene. Combinations comprising at least one of the foregoing fluoropolymers may also be used.

Polytetrafluoroethylene is particularly preferred.

[0032] As is known, fluoropolymers are available in a variety of forms, including powders, emulsions, dispersions, agglomerations, and the like. “Dispersion” (also called “emulsion”) fluoropolymers are generally manufactured by dispersion or emulsion, and generally comprise about 25 to 60 weight % fluoropolymer in water, stabilized with a surfactant, wherein the fluoropolymer particles are approximately 0.1 to 0.3 micrometers in diameter. “Fine powder” (or “coagulated dispersion”) fluoropolymers may be made by coagulation and drying of dispersion-manufactured fluoropolymers. Fine powder fluoropolymers are generally manufactured to have a particle size of approximately 400 to 500 microns. “Granular” fluoropolymers may be made by a suspension method, and are generally manufactured in two different particle size ranges, including a median particle size of approximately 30 to 40 micrometers, and a high bulk density product exhibiting a median particle size of about 400 to 500 micrometers. Pellets of fluoropolymer may also be obtained and cryogenically ground to exhibit the desired particle size.

[0033] In one embodiment the fluoropolymer is at least partially encapsulated by an encapsulating polymer that may be the same or different as the matrix polymer (hereinafter referred to as an “encapsulated polymer”). Without being bound by theory, it is believed that encapsulation may aid in the distribution of the fluoropolymer within the matrix, and/or compatibilize the fluoropolymer with the matrix.

[0034] Suitable encapsulating polymers accordingly include, but are not limited to, vinyl polymers, acrylic polymers, polyacrylonitrile, polystyrenes, polyolefins, polyesters, polyurethanes, polyamides, polysulfones, polyimides, polyetherimides, polyphenylene ethers, polyphenylene sulfides, polyether ketones, polyether ether ketones, ABS resins, polyethersulfones, poly(alkenylaromatic) polymers, polybutadiene, liquid crystalline polymers, polyacetals, polycarbonates, polyphenylene ethers, ethylene-vinyl acetate copolymers, polyvinyl acetate, liquid crystal polymers, ethylene-tetrafluoroethylene copolymer, aromatic polyesters, polyvinyl fluoride, polyvinylidene fluoride, polyvinylidene chloride, and combinations comprising at least one of the foregoing polymers.

[0035] Particularly preferred encapsulating polymers comprise a styrene-acrylonitrile copolymer, an acrylonitrile-butadiene-styrene copolymer, alpha-alkyl-styrene-acrylonitrile

copolymer, an alpha-methylstyrene-acrylonitrile copolymer, a styrene-butadiene rubber, or a combination thereof. Styrene-acrylonitrile copolymer encapsulated polytetrafluoroethylene is one preferred embodiment.

[0036] The encapsulating polymers may be obtained by polymerization of monomers or mixtures of monomers by methods known in the art, for example, condensation, addition polymerization, and the like. Emulsion polymerization, particularly radical polymerization may be used effectively. In one embodiment, the encapsulating polymer is formed from monovinylaromatic monomers containing condensed aromatic ring structures, such as vinyl naphthalene, vinyl anthracene and the like. Examples of suitable monovinylaromatic monomers include styrene, 3-methylstyrene, 3,5-diethylstyrene, 4-n-propylstyrene, alpha-methylstyrene, alpha-methyl vinyltoluene, alpha-chlorostyrene, alpha-bromostyrene, dichlorostyrene, dibromostyrene, tetra-chlorostyrene, and the like, and combinations comprising at least one of the foregoing compounds. Styrene and/or alpha-methylstyrene may be specifically mentioned.

[0037] Other useful monomers for the formation of the encapsulating polymer include monovinyl monomers such as itaconic acid, acrylamide, N-substituted acrylamide or methacrylamide, maleic anhydride, maleimide, N-alkyl-, aryl-, or haloaryl-substituted maleimide, and glycidyl (meth)acrylates. Other examples include acrylonitrile, ethacrylonitrile, methacrylonitrile, alpha-chloroacrylonitrile, beta-chloroacrylonitrile, alpha-bromoacrylonitrile, acrylic acid, methyl (meth)acrylate, ethyl (meth)acrylate, n-butyl (meth)acrylate, t-butyl (meth)acrylate, n-propyl (meth)acrylate, isopropyl (meth)acrylate, 2-ethylhexyl (meth)acrylate, and the like, and combinations comprising at least one of the foregoing monomers.

[0038] Mixtures of the foregoing monovinylaromatic monomers and monovinyl monomers may also be used, for example mixtures of styrene and acrylonitrile (SAN). The relative ratio of monovinylaromatic and monovinyl monomers in the rigid graft phase may vary widely depending on the type of fluoropolymer, type of monovinylaromatic and monovinyl monomer(s), and the desired properties of the encapsulant. The encapsulant may generally be formed from up to 100 wt. %, or up to about 100 wt. %, of monovinyl aromatic monomer, specifically 30 to 100 wt. %, or about 30 to about 100 wt. %, more specifically, 50 to 90 wt. %, or about 50 to about 90 wt. % monovinylaromatic monomer, with the balance being comonomer(s). A preferred fluoropolymer is TSAN, which comprises SAN and PTFE. *See*, U.S. 5,804,654 and U.S. 6,040,370.

[0039] Elastomers may also be used as the encapsulating polymer, as well as elastomer-modified graft copolymers. Suitable elastomers include, for example, conjugated diene rubbers;

copolymers of a conjugated diene with less than about 50 wt. % of a copolymerizable monomer; olefin rubbers such as ethylene propylene copolymers (EPR) or ethylene-propylene-diene monomer rubbers (EPDM); ethylene-vinyl acetate rubbers; silicone rubbers; elastomeric C1-8 alkyl (meth)acrylates; elastomeric copolymers of C1-8 alkyl (meth)acrylates with butadiene and/or styrene; or combinations comprising at least one of the foregoing elastomers.

[0040] Examples of conjugated diene monomers that may be used are butadiene, isoprene, 1,3-heptadiene, methyl-1,3-pentadiene, 2,3-dimethyl-1,3-butadiene, 2-ethyl-1,3-pentadiene; 1,3- and 2,4-hexadienes, and the like, as well as mixtures comprising at least one of the foregoing conjugated diene monomers. Specific conjugated diene homopolymers include polybutadiene and polyisoprene.

[0041] Copolymers of a conjugated diene rubbers may also be used, for example those produced by aqueous radical emulsion polymerization of a conjugated diene and up to 10 wt. %, or up to about 10 wt. %, of one or more monomers copolymerizable therewith.. Specific copolymers include styrene and acrylonitrile.

[0042] (Meth)acrylate monomers suitable for use as an elastomeric encapsulating monomer include the cross-linked, particulate emulsion homopolymers or copolymers of C4-8 alkyl (meth)acrylates, in particular C4-6 alkyl acrylates, for example n-butyl acrylate, t-butyl acrylate, n-propyl acrylate, isopropyl acrylate, 2-ethylhexyl acrylate, and the like, and combinations comprising at least one of the foregoing monomers. Exemplary comonomers include but are not limited to butadiene, isoprene, styrene, methyl methacrylate, phenyl methacrylate, phenethylmethacrylate, N-cyclohexylacrylamide, vinyl methyl ether or acrylonitrile, and mixtures comprising at least one of the foregoing comonomers. Optionally, up to 5 wt. % a polyfunctional crosslinking comonomer may be present, for example divinylbenzene, alkylene diol di(meth)acrylates such as glycol bisacrylate, alkylene triol tri(meth)acrylates, polyester di(meth)acrylates, bisacrylamides, triallyl cyanurate, triallyl isocyanurate, allyl (meth)acrylate, diallyl maleate, diallyl fumarate, diallyl adipate, triallyl esters of citric acid, triallyl esters of phosphoric acid, and the like, as well as combinations comprising at least one of the foregoing crosslinking agents.

[0043] Suitable elastomer-modified graft copolymers may be prepared by first providing an elastomeric polymer (for example, as described above), then polymerizing the constituent monomer(s) of the rigid phase in the presence of the fluoropolymer and the elastomer to obtain the graft copolymer. The elastomeric phase may provide 5 to 95 wt. %, or about 5 to about 95 wt. %, of the total graft copolymer, more specifically, 20 to 90 wt. %, about 20 to about

90 wt. %, and even more specifically, 40 to 85 wt. %, or about 40 to about 85 wt. % of the elastomer-modified graft copolymer, the remainder being the rigid graft phase. Depending on the amount of elastomer-modified polymer present, a separate matrix or continuous phase of ungrafted rigid polymer or copolymer may be simultaneously obtained along with the elastomer-modified graft copolymer.

[0044] Specific encapsulating polymers include polystyrene, copolymers of polystyrene, poly(alpha-methylstyrene), poly(alpha-ethylstyrene), poly(alpha-propylstyrene), poly(alpha-butylstyrene), poly(p-methylstyrene), polyacrylonitrile, polymethacrylonitrile, poly(methyl acrylate), poly(ethyl acrylate), poly(propyl acrylate), and poly(butyl acrylate), poly(methyl methacrylate), poly(ethyl methacrylate), poly(propyl methacrylate), poly(butyl methacrylate); polybutadiene, copolymers of polybutadiene with propylene, poly(vinyl acetate), poly(vinyl chloride), poly(vinylidene chloride), poly(vinylidene fluoride), poly(vinyl alcohols), acrylonitrile-butadiene copolymer rubber, acrylonitrile-butadiene-styrene (ABS), poly(C4-8 alkyl acrylate) rubbers, styrene-butadiene rubbers (SBR), EPDM rubbers, silicon rubber and combinations comprising at least one of the foregoing encapsulating polymers.

[0045] In another embodiment, the encapsulating polymer comprises SAN, ABS copolymers, alpha-(C1-3)alkyl-styrene-acrylonitrile copolymers, alpha-methylstyrene-acrylonitrile (AMSAN) copolymers, SBR, and combinations comprising at least one of the foregoing. In yet another embodiment the encapsulating polymer is SAN or AMSAN.

[0046] Suitable amounts amount of encapsulating polymer may be determined by one of ordinary skill in the art without undue experimentation, using the guidance provided below. In one embodiment, the encapsulated fluoropolymer comprises 10 to 90 weight percent (wt. %), or about 10 to about 90 wt. % fluoropolymer and 90 to 10 wt. %, or about 90 to about 10 wt. %, of the encapsulating polymer, based on the total weight of the encapsulated fluoropolymer. Alternatively, the encapsulated fluoropolymer comprises 20 to 80 wt. %, or about 20 to about 80 wt. %, more specifically, 40 to 60 wt. %, or about 40 to about 60 wt. % fluoropolymer, and 80 to 20 wt. %, or about 80 to about 20 wt. %, specifically, 60 to 40 wt. %, or about 60 to about 40 wt. % encapsulating polymer, based on the total weight of the encapsulated polymer.

[0047] Some embodiments of the disclosure are polymer compositions that exclude filler.

[0048] In other embodiments, the polymer compositions comprise a filler, including the fillers and solid compounding ingredients or agents commonly used in polymeric compositions. Without being bound by theory, it is believed that the advantageous results obtained herein are

due to a synergistic interaction between the filler and fluoropolymer, which interaction arises during the mixing process described below.

[0049] One useful class of fillers is the particulate fillers, which may be of any configuration, for example spheres, plates, fibers, acicular, flakes, whiskers, or irregular shapes. Suitable fillers typically have an average longest dimension of 1 nanometer (nm) to 500 micrometers (μm), or 1 nanometer to 500 micrometers, specifically 10 nanometer to 100 micrometers, or about 10 nanometers to about 100 micrometers. The average aspect ratio (length:diameter) of some fibrous, acicular, or whisker-shaped fillers (e.g., glass or wollastonite) may be 1.5 to 1000, or about 1.5 to about 1000, although longer fibers are also within the scope of the disclosure. The mean aspect ratio (mean diameter of a circle of the same area: mean thickness) of plate-like fillers (e.g., mica, talc, or kaolin) may be greater than 5, or greater than about 5, specifically 10 to 100, or about 10 to about 1000, more specifically 10 to 200, or about 10 to about 200. Bimodal, trimodal, or higher mixtures of aspect ratios may also be used.

[0050] The fillers may be of natural or synthetic, mineral or non-mineral origin, provided that the fillers have sufficient thermal resistance to maintain their solid physical structure at least at the processing temperature of the composition with which it is combined. Suitable fillers include clays, nanoclays, carbon black, wood flour either with or without oil, various forms of silica (precipitated or hydrated, fumed or pyrogenic, vitreous, fused or colloidal, including common sand), glass, metals, inorganic oxides (such as oxides of the metals in Periods 2, 3, 4, 5 and 6 of Groups Ib, IIb, IIIa, IIIb, IVa, IVb (except carbon), Va, VIIa, VIIa and VIII of the Periodic Table), oxides of metals (such as aluminum oxide, titanium oxide, zirconium oxide, titanium dioxide, nanoscale titanium oxide, aluminum trihydrate, vanadium oxide, and magnesium oxide), hydroxides of aluminum or ammonium or magnesium, carbonates of alkali and alkaline earth metals (such as calcium carbonate, barium carbonate, and magnesium carbonate), antimony trioxide, calcium silicate, diatomaceous earth, fuller earth, kieselguhr, mica, talc, slate flour, volcanic ash, cotton flock, asbestos, kaolin, alkali and alkaline earth metal sulfates (such as sulfates of barium and calcium sulfate), titanium, zeolites, wollastonite, titanium boride, zinc borate, tungsten carbide, ferrites, molybdenum disulfide, asbestos, cristobalite, aluminosilicates including Vermiculite, Bentonite, montmorillonite, Na-montmorillonite, Ca-montmorillonite, hydrated sodium calcium aluminum magnesium silicate hydroxide, pyrophyllite, magnesium aluminum silicates, lithium aluminum silicates, zirconium silicates, and combinations comprising at least one of the foregoing fillers. Suitable fibrous fillers include glass fibers, basalt fibers, aramid fibers, carbon fibers, carbon nanofibers, carbon nanotubes,

carbon buckyballs, ultra-high molecular weight polyethylene fibers, melamine fibers, polyamide fibers, cellulose fiber, metal fibers, potassium titanate whiskers, and aluminum borate whiskers.

[0051] Of these, calcium carbonate, talc, glass fibers, carbon fibers, magnesium carbonate, mica, silicon carbide, kaolin, wollastonite, calcium sulfate, barium sulfate, titanium, silica, carbon black, ammonium hydroxide, magnesium hydroxide, aluminum hydroxide, and combinations comprising at least one of the foregoing are useful. It has been found that mica, talc, silicon carbide, and combinations comprising at least one of the foregoing fillers are of specific utility.

[0052] Alternatively, or in addition to a particulate filler, the filler may be provided in the form of monofilament or multifilament fibers and may be used either alone or in combination with other types of fiber, through, for example, co-weaving or core/sheath, side-by-side, orange-type or matrix and fibril constructions, or by other methods known to one skilled in the art of fiber manufacture. Suitable co-woven structures include, for example, glass fiber-carbon fiber, carbon fiber-aromatic polyimide (aramid) fiber, and aromatic polyimide fiberglass fiber or the like. Fibrous fillers may be supplied in the form of, for example, rovings, woven fibrous reinforcements, such as 0-90 degree fabrics or the like; non-woven fibrous reinforcements such as continuous strand mat, chopped strand mat, tissues, papers and felts or the like; or three-dimensional reinforcements such as braids.

[0053] Optionally, the fillers may be surface modified, for example treated so as to improve the compatibility of the filler and the polymeric portions of the compositions, which facilitates de-agglomeration and the uniform distribution of fillers into the polymers. One suitable surface modification is the durable attachment of a coupling agent that subsequently bonds to the polymers. Use of suitable coupling agents may also improve impact, tensile, flexural, and/or dielectric properties in plastics and elastomers; film integrity, substrate adhesion, weathering and service life in coatings; and application and tooling properties, substrate adhesion, cohesive strength, and service life in adhesives and sealants. Suitable coupling agents include silanes, titanates, zirconates, zircoaluminates, carboxylated polyolefins, chromates, chlorinated paraffins, organosilicon compounds, and reactive cellulose. The fillers may also be partially or entirely coated with a layer of metallic material to facilitate conductivity, e.g., gold, copper, silver, and the like.

[0054] Optionally the polymer composition may further contain one or more additives ordinarily incorporated in resin compositions of this type, preferably with the proviso that the additive(s) are selected so as to not significantly adversely affect the desired properties of the

thermoplastic composition. Mixtures of additives may be used. Such additives may be mixed at a suitable time during the mixing of the components for forming the composition. Exemplary additives include extenders, lubricants, flow modifiers, fire retardants, pigments, dyes, colorants, UV stabilizers, antioxidants, impact modifiers, plasticizers, optical brighteners, flame proofing agents, anti-static agents, blowing agents, and the like.

[0055] Suitable antioxidant additives include, for example, organophosphites such as tris(nonyl phenyl)phosphite, tris(2,4-di-*t*-butylphenyl)phosphite, (2,4,6-tri-*t*-butylphenyl)(2-butyl-2-ethyl-1,3-propanediol)phosphite, bis(2,4-di-*t*-butylphenyl)pentaerythritol diphosphite, distearyl pentaerythritol diphosphite or the like; alkylated monophenols or polyphenols; alkylated reaction products of polyphenols with dienes, such as tetrakis[methylene(3,5-di-*t*-butyl-4-hydroxyhydrocinnamate)]methane, or the like; butylated reaction products of para-cresol or dicyclopentadiene; alkylated hydroquinones; hydroxylated thiodiphenyl ethers; alkylidene-bisphenols; benzyl compounds; acylaminophenols; esters of beta-(3,5-di-*t*-butyl-4-hydroxyphenyl)-propionic acid with monohydric or polyhydric alcohols; esters of beta-(5-*t*-butyl-4-hydroxy-3-methylphenyl)-propionic acid with monohydric or polyhydric alcohols; esters of thioalkyl or thioaryl compounds such as distearylthiopropionate, dilaurylthiopropionate, ditridecylthiodipropionate, octadecyl-3-(3,5-di-*t*-butyl-4-hydroxyphenyl)propionate, pentaerythrityl-tetrakis[3-(3,5-di-*t*-butyl-4-hydroxyphenyl)propionate or the like; amides of beta-(3,5-di-*t*-butyl-4-hydroxyphenyl)-propionic acid or the like, or combinations comprising at least one of the foregoing antioxidants. Antioxidants are generally used in amounts of about 0.1 to about 5 parts by weight, based on 100 parts by weight of the polymeric portion of the composition (matrix polymer, fluoropolymer, and any impact modifier).

[0056] Suitable heat stabilizer additives include, for example, organophosphites such as triphenyl phosphite, tris-(2,6-dimethylphenyl)phosphite, tris-(mixed mono- and di-nonylphenyl)phosphite or the like; phosphonates such as dimethylbenzene phosphonate or the like, phosphates such as trimethyl phosphate, or the like, and combinations comprising at least one of the foregoing heat stabilizers. Heat stabilizers are generally used in amounts of 0.1 to 5 parts by weight, or about 0.1 to about 5 parts by weight, based on 100 parts by weight of the polymeric part of the composition.

[0057] Light stabilizers and/or ultraviolet light (UV) absorbing additives may also be used. Suitable light stabilizer additives include, for example, benzotriazoles such as 2-(2-hydroxy-5-methylphenyl)benzotriazole, 2-(2-hydroxy-5-*t*-octylphenyl)-benzotriazole and 2-hydroxy-4-*n*-octoxy benzophenone, or the like, or combinations comprising at least one of the

foregoing light stabilizers. Light stabilizers are generally used in amounts of 0.5 to 20 parts by weight, or about 0.5 to about 20 parts by weight, based on 100 parts by weight of the polymer portion of the composition.

[0058] Suitable UV absorbing additives include for example, hydroxybenzophenones; hydroxybenzotriazoles; hydroxybenzotriazines; cyanoacrylates; oxanilides; benzoxazinones; 2-(2H-benzotriazol-2-yl)-4-(1,1,3,3-tetramethylbutyl)-phenol (CYASORB 5411); 2-hydroxy-4-n-octyloxybenzophenone (CYASORB 531); 2-[4,6-bis(2,4-dimethylphenyl)-1,3,5-triazin-2-yl]-5-(octyloxy)-phenol (CYASORB1164); 2,2'-(1,4-phenylene)bis(4H-3,1-benzoxazin-4-one) (CYASORB UV-3638); 1,3-bis[(2-cyano-3,3-diphenylacryloyl)oxy]-2,2-bis[[2-cyano-3,3-diphenylacryloyl)oxy]methyl]propane (UVINUL 3030); 2,2'-(1,4-phenylene) bis(4H-3,1-benzoxazin-4-one); 1,3-bis[(2-cyano-3,3-diphenylacryloyl)oxy]-2,2-bis[[2-cyano-3,3-diphenylacryloyl)oxy]methyl]propane; nano-size inorganic materials such as titanium oxide, cerium oxide, and zinc oxide, all with particle size less than about 100 nanometers; or the like, or combinations comprising at least one of the foregoing UV absorbers. UV absorbers are generally used in amounts of 0.5 to 20 parts by weight, or about 0.5 to about 20 parts by weight, based on 100 parts by weight of the polymer portion of the composition.

[0059] Plasticizers, lubricants, and/or mold release agents additives may also be used. There is considerable overlap among these types of materials, which include, for example, phthalic acid esters such as dioctyl-4,5-epoxy-hexahydrophthalate; tris-(octoxycarbonylethyl)isocyanurate; tristearin; di- or polyfunctional aromatic phosphates such as resorcinol tetraphenyl diphosphate (RDP), the bis(diphenyl) phosphate of hydroquinone and the bis(diphenyl) phosphate of bisphenol-A; poly-alpha-olefins; epoxidized soybean oil; silicones, including silicone oils; sodium, calcium or magnesium salts of fatty acids such as lauric acid, palmitic acid, oleic acid or stearic acid; esters, for example, fatty acid esters such as alkyl stearyl esters, e.g., methyl stearate; stearyl stearate, pentaerythritol tetrastearate, and the like; mixtures of methyl stearate and hydrophilic and hydrophobic nonionic surfactants comprising polyethylene glycol polymers, polypropylene glycol polymers, and copolymers thereof, e.g., methyl stearate and polyethylene-polypropylene glycol copolymers in a suitable solvent; waxes such as beeswax, montan wax, paraffin wax, EBS wax, or the like. Such materials are generally used in amounts of 0.1 to 20 parts by weight, or about 0.1 to about 20 parts by weight, based on 100 parts by weight of the polymer portion of the composition.

[0060] The term “antistatic agent” refers to monomeric, oligomeric, or polymeric materials that can be processed into polymer resins and/or sprayed onto materials or articles to

improve conductive properties and overall physical performance. Examples of monomeric antistatic agents include glycerol monostearate, glycerol distearate, glycerol tristearate, ethoxylated amines, primary, secondary and tertiary amines, ethoxylated alcohols, alkyl sulfates, alkylarylsulfates, alkylphosphates, alkylaminesulfates, alkyl sulfonate salts such as sodium stearyl sulfonate, sodium dodecylbenzenesulfonate or the like, quaternary ammonium salts, quaternary ammonium resins, imidazoline derivatives, sorbitan esters, ethanolamides, betaines, or the like, or combinations comprising at least one of the foregoing monomeric antistatic agents.

[0061] Exemplary polymeric antistatic agents include certain polyesteramides polyether-polyamide (polyetheramide) block copolymers, polyetheresteramide block copolymers, polyetheresters, or polyurethanes, each containing polyalkylene glycol moieties polyalkylene oxide units such as polyethylene glycol, polypropylene glycol, polytetramethylene glycol, and the like. Such polymeric antistatic agents are commercially available, for example Pelestat 6321 (Sanyo) or Pebax MH1657 (Atofina), Irgastat P18 and P22 (Ciba-Geigy). Other polymeric materials that may be used as antistatic agents are inherently conducting polymers such as polyaniline (commercially available as PANIPOL®EB from Panipol), polypyrrole and polythiophene (commercially available from Bayer), which retain some of their intrinsic conductivity after melt processing at elevated temperatures. In one embodiment, carbon fibers, carbon nanofibers, carbon nanotubes, carbon black, or any combination of the foregoing may be used in a polymeric resin containing chemical antistatic agents to render the composition electrostatically dissipative. Antistatic agents are generally used in amounts of 0.05 to 20 parts by weight, or about 0.05 to about 20 parts by weight, based on 100 parts by weight of the polymer portion of the composition.

[0062] Colorants such as pigment and/or dye additives may also be present. Suitable pigments include for example, inorganic pigments such as metal oxides and mixed metal oxides such as zinc oxide, titanium dioxides, iron oxides or the like; sulfides such as zinc sulfides, or the like; aluminates; sodium sulfo-silicates sulfates, chromates, or the like; carbon blacks; zinc ferrites; ultramarine blue; Pigment Brown 24; Pigment Red 101; Pigment Yellow 119; organic pigments such as azos, di-azos, quinacridones, perylenes, naphthalene tetracarboxylic acids, flavanthrones, isoindolinones, tetrachloroisoindolinones, anthraquinones, anthanthrones, dioxazines, phthalocyanines, and azo lakes; Pigment Blue 60, Pigment Red 122, Pigment Red 149, Pigment Red 177, Pigment Red 179, Pigment Red 202, Pigment Violet 29, Pigment Blue 15, Pigment Green 7, Pigment Yellow 147 and Pigment Yellow 150, or combinations comprising at least one of the foregoing pigments. Pigments are generally used in amounts of 0.1 to 20 parts

by weight, or about 0.1 to about 20 parts by weight, based on 100 parts by weight of the polymer portion of the composition.

[0063] Suitable dyes are generally organic materials and include, for example, coumarin dyes such as coumarin 460 (blue), coumarin 6 (green), nile red or the like; lanthanide complexes; hydrocarbon and substituted hydrocarbon dyes; polycyclic aromatic hydrocarbon dyes; scintillation dyes such as oxazole or oxadiazole dyes; aryl- or heteroaryl-substituted poly (C2-8) olefin dyes; carbocyanine dyes; indanthrone dyes; phthalocyanine dyes; oxazine dyes; carbostyryl dyes; naphthalenetetracarboxylic acid dyes; porphyrin dyes; bis(styryl)biphenyl dyes; acridine dyes; anthraquinone dyes; cyanine dyes; methine dyes; arylmethane dyes; azo dyes; indigoid dyes, thioindigoid dyes, diazonium dyes; nitro dyes; quinone imine dyes; aminoketone dyes; tetrazolium dyes; thiazole dyes; perylene dyes, perinone dyes; bis-benzoxazolylthiophene (BBOT); triarylmethane dyes; xanthene dyes; thioxanthene dyes; naphthalimide dyes; lactone dyes; fluorophores such as anti-stokes shift dyes which absorb in the near infrared wavelength and emit in the visible wavelength, or the like; luminescent dyes such as 7-amino-4-methylcoumarin; 3-(2'-benzothiazolyl)-7-diethylaminocoumarin; 2-(4-biphenyl)-5-(4-t-butylphenyl)-1,3,4-oxadiazole; 2,5-bis-(4-biphenyl)-oxazole; 2,2'-dimethyl-p-quaterphenyl; 2,2-dimethyl-p-terphenyl; 3,5,3''',5'''-tetra-t-butyl-p-quinquephenyl; 2,5-diphenylfuran; 2,5-diphenyloxazole; 4,4'-diphenylstilbene; 4-dicyanomethylene-2-methyl-6-(p-dimethylaminostyryl)-4H-pyran; 1,1'-diethyl-2,2'-carbocyanine iodide; 3,3'-diethyl-4,4',5,5'-dibenzothiatricarbocyanine iodide; 7-dimethylamino-1-methyl-4-methoxy-8-azaquinolone-2; 7-dimethylamino-4-methylquinolone-2; 2-(4-(4-dimethylaminophenyl)-1,3-butadienyl)-3-ethylbenzothiazolium perchlorate; 3-diethylamino-7-diethyliminophenoxazonium perchlorate; 2-(1-naphthyl)-5-phenyloxazole; 2,2'-p-phenylen-bis(5-phenyloxazole); rhodamine 700; rhodamine 800; pyrene; chrysene; rubrene; coronene, or the like, or combinations comprising at least one of the foregoing dyes. Dyes are generally used in amounts of 0.01 to 20 parts by weight, or about 0.01 to about 20 parts by weight, based on 100 parts by weight of the polymer portion of the composition.

[0064] Where a foam is desired, suitable blowing agents include for example, low boiling halohydrocarbons and those that generate carbon dioxide; blowing agents that are solid at room temperature and when heated to temperatures higher than their decomposition temperature, generate gases such as nitrogen, carbon dioxide ammonia gas, such as azodicarbonamide, metal salts of azodicarbonamide, 4,4' oxybis(benzenesulfonylhidrazide), sodium bicarbonate, ammonium carbonate, or the like, or combinations comprising at least one of the foregoing

blowing agents. Blowing agents are generally used in amounts of 0.01 to 15 parts by weight, or about 0.01 to about 15 parts by weight, based on 100 parts by weight of the polymer portion of the composition.

[0065] Suitable flame retardant that may be added may be organic compounds that include phosphorus, bromine, and/or chlorine. Non-brominated and non-chlorinated phosphorus-containing flame retardants may be preferred in certain applications for regulatory reasons, for example organic phosphates and organic compounds containing phosphorus-nitrogen bonds.

[0066] One type of exemplary organic phosphate is an aromatic phosphate of the formula $(GO)_3P=O$, wherein each G is independently an alkyl, cycloalkyl, aryl, alkaryl, or aralkyl group, provided that at least one G is an aromatic group. Two of the G groups may be joined together to provide a cyclic group, for example, diphenyl pentaerythritol diphosphate, which is described by Axelrod in U.S. Pat. No. 4,154,775. Other suitable aromatic phosphates may be, for example, phenyl bis(dodecyl) phosphate, phenyl bis(neopentyl) phosphate, phenyl bis(3,5,5'-trimethylhexyl) phosphate, ethyl diphenyl phosphate, 2-ethylhexyl di(p-tolyl) phosphate, bis(2-ethylhexyl) p-tolyl phosphate, tritolyl phosphate, bis(2-ethylhexyl) phenyl phosphate, tri(nonylphenyl) phosphate, bis(dodecyl) p-tolyl phosphate, dibutyl phenyl phosphate, 2-chloroethyl diphenyl phosphate, p-tolyl bis(2,5,5'-trimethylhexyl) phosphate, 2-ethylhexyl diphenyl phosphate, or the like. A specific aromatic phosphate is one in which each G is aromatic, for example, triphenyl phosphate, tricresyl phosphate, isopropylated triphenyl phosphate, and the like.

[0067] Neutralizing additives may be for example, melamine, polyvinylpyrrolidone, dicyandiamide, triallyl cyanurate, urea derivatives, hydrazine derivatives, amines, polyamides, and polyurethanes; alkali metal salts and alkaline earth metal salts of higher fatty acids, such as for example, calcium stearate, calcium stearoyl lactate, calcium lactate, zinc stearate, magnesium stearate, sodium ricinoleate, and potassium palmitate; antimony pyrocatecholate, zinc pyrocatecholate, and hydrotalcites and synthetic hydrotalcites. Hydroxy carbonates, magnesium zinc hydroxycarbonates, magnesium aluminum hydroxycarbonates, and aluminum zinc hydroxycarbonates; as well as metal oxides, such as zinc oxide, magnesium oxide and calcium oxide; peroxide scavengers, such as, e.g., (C10-C20) alkyl esters of beta-thiodipropionic acid, such as for example the lauryl, stearyl, myristyl or tridecyl esters; mercapto benzimidazole or the zinc salt of 2-mercaptobenzimidazole, zinc-dibutyldithiocarbamate, dioctadecyldisulfide, and pentaerythritol tetrakis(.beta.-dodecylmercapto)propionate may also be used. When present, the neutralizers may be used in amounts of 5 to 50 parts by weight, or about 5 to about 50 parts by

weight, more specifically 10 to 40 parts by weight, or about 10 to about 40 parts by weight, based on 100 parts by weight of the polymer portion of the composition.

[0068] In yet another embodiment, the optional additive is a polyamide stabilizer, such as, copper salts in combination with iodides and/or phosphorus compounds and salts of divalent manganese. Examples of sterically hindered amines include but are not restricted to triisopropanol amine or the reaction product of 2,4-dichloro-6-(4-morpholinyl)-1,3,5-triazine with a polymer of 1,6-diamine, N,N'-Bis(-2,2,4,6-tetramethyl-4-piperidiny) hexane.

[0069] The components of the composition are mixed under conditions of shear and temperature effective to produce the desired characteristics in the mixed composition. Suitable mixing methods for achieving the desired shear and temperature conditions may be, for example, extrusion kneading, roll kneading, or mixing in a two-roll mill, a Banbury mixer, a single screw or twin-screw extruder, a double blade batch mixer, a vertical shaft mixer, a planetary mixer, a Becken blade mixer, a dispersion blade mixer, a sigma mixer, in continuous batch mixers of the hydrofoil, turbine blade, or CF impeller blade type, static mixers and the like devices, which are capable of imparting a controlled degree of shear. In one embodiment a single screw or a twin-screw extruder is used. The twin-screw extruder may be co-rotating, counter rotating, intermeshing, non-intermeshing, or the like, for example a planetary gear extruder Readco (York, PA) continuous mixer. The mixing may be conducted in a continuous or a batch process. When melt blending or reactive melt blending is used, the mixing is generally conducted at a temperature and for a time effective to produce a molten mixture of a substantially homogenous composition.

[0070] The time, temperature, apparatus, component addition sequence and location (along an extruder, e.g.), and other conditions of mixing are accordingly selected so as to produce a composition having an improved modulus compared to compositions not containing both filler and fluoropolymer. Those of ordinary skill in the art will be able to adjust the degree of shear and temperature, as well as other parameters, without undue additional experimentation using the guidance provided herein.

[0071] In one embodiment, the polymer compositions may be prepared by pre-combining the matrix polymer, fluoropolymer, and optional filler prior to mixing under suitable conditions of temperature and shear, although such pre-combining is not necessary. The pre-combining may be carried out in any conventional mixer (e.g., drum mixer, ribbon mixer, vertical spiral mixer, Muller mixer, sigma mixer, chaotic mixer, static mixer, and the like). Pre-combining is typically carried out at a temperature below the degradation temperature of the

matrix polymer, fluoropolymer, and any encapsulating polymer. Alternatively, a portion of the matrix polymer may be pre-combined with the fluoropolymer (with or without one or more additives) to prepare a masterbatch, and then the remaining matrix polymer may be added and mixed therewith later.

[0072] In general, suitable mixing (fibrillation) conditions include temperatures at or above the glass transition temperature of the matrix polymer and below the softening temperature of the fluoropolymer. The mixing temperature is also preferably below the degradation temperature of the matrix polymer. Suitable temperatures may be from 20 °C to 450 °C, or from about 20° C to about 450° C, more specifically, 50° C to 400° C, or from about 50° C to about 400° C, even more specifically, from 100° C to 300° C, or from about 100° C to about 300° C. At these temperatures, processing may be conducted for about 2 seconds to about 10 hours, specifically about 3 seconds to about six hours.

[0073] A modulated differential scanning calorimetry (DSC) method for determining extent of fibrillation of the fluoropolymer in the various compositions may be used to monitor the course and degree of fibrillation. For example a Q1000 differential scanning calorimeter from TA Instruments may be used to conduct DSC is conduct on approximately 1 to 5 mg of sample, and observations recorded around 320 to 360° C. (modulation range). A peak around 330 °C is observed, and may be deconvoluted into three different peaks, wherein the different peak temperatures correspond to different forms of fluoropolymer. A plot was constructed using the raw data points from MDSC, and through baseline adjustment a clear magnified peak was observed (after subtraction). Deconvolution was made to fit gauss Ian curves around 326° C. for melt crystallized PTFE, 330° C. for fibrillated PTFE, and 338° C. for native PTFE (nodal PTFE). The area under each curve was found to have a strong correlation with optimization of properties such as tensile modulus. In particular, a Node: Fibril ratio may be calculated based on the area under 338° C. peak (node) and 330° peak (fibril).

[0074] In one embodiment, the mixed fluoropolymer comprises fibrils having an average diameter of 5 nanometers to 2 micrometers, or about 5 nanometers to about 2 micrometers. The fluoropolymer may also have an average fibril diameter of 30 to 750 nanometers, or from about 30 to about 750 nanometers, more specifically, 5 to 500 nanometers, or from about 5 to about 500 nanometers. (Average diameters may be measured by scanning electron microscopy (SEM)). The ratio of the node fraction to fibril fraction (as reflected in the area under the curve in the DSC determinations) of the mixed fluoropolymers may be less than

2.5, or less than about 2.5, specifically less than 2, or about 2, and even more specifically less than 1, or less than about 1.

[0075] After mixing, the composition so formed may be made into a particulate form, for example by pelletizing or grinding. For example, the molten mixture from an extruder may be fed into a die. Some non-limiting examples of suitable dies include an annular die, coat hanger die, spiral mandrel die, crosshead die, T-die, fishtail die, spider die, single, or double roller die, or profile extrusion die.

[0076] The described polymer compositions can be molded into useful articles by a variety of means. For example, the polymer compositions can be subjected to injection molding, extrusion molding, rotation molding, foam molding, calendar molding, blow molding, thermoforming, compaction, melt spinning, pipe extrusion and the like, to form articles. Particularly preferred methods include subjecting the polymer compositions of the description to processes comprising foaming, sheet forming, and pipe extrusion.

[0077] Because of their advantageous mechanical characteristics, especially preferred are articles that will be exposed to ultraviolet (UV) light, whether natural or artificial, during their lifetimes, and most particularly outdoor and indoor articles. Suitable articles are exemplified by but are not limited to aircraft, automotive, truck, military vehicle (including automotive, aircraft, and water-borne vehicles), scooter, and motorcycle exterior and interior components, including panels, quarter panels, rocker panels, trim, fenders, doors, decklids, trunk lids, hoods, bonnets, roofs, bumpers, fascia, grilles, mirror housings, pillar appliques, cladding, body side moldings, wheel covers, hubcaps, door handles, spoilers, window frames, headlamp bezels, headlamps, tail lamps, tail lamp housings, tail lamp bezels, license plate enclosures, roof racks, and running boards; enclosures, housings, panels, and parts for outdoor vehicles and devices; enclosures for electrical and telecommunication devices; outdoor furniture; aircraft components; boats and marine equipment, including trim, enclosures, and housings; outboard motor housings; depth finder housings, personal water-craft; jet-skis; pools; spas; hot-tubs; steps; step coverings; building and construction applications such as glazing, roofs, windows, floors, decorative window furnishings or treatments; treated glass covers for pictures, paintings, posters, and like display items; wall panels, and doors; counter tops; protected graphics; outdoor and indoor signs; enclosures, housings, panels, and parts for automatic teller machines (ATM); computer; desk-top computer; portable computer; lap-top computer; palm-held computer housings; monitor; printer; keyboards; FAX machine; copier; telephone; phone bezels; mobile phone; radio sender; radio receiver; enclosures, housings, panels, and parts for lawn and garden

tractors, lawn mowers, and tools, including lawn and garden tools; window and door trim; sports equipment and toys; enclosures, housings, panels, and parts for snowmobiles; recreational vehicle panels and components; playground equipment; shoe laces; articles made from plastic-wood combinations; golf course markers; utility pit covers; light fixtures; lighting appliances; network interface device housings; transformer housings; air conditioner housings; cladding or seating for public transportation; cladding or seating for trains, subways, or buses; meter housings; antenna housings; cladding for satellite dishes; coated helmets and personal protective equipment; coated synthetic or natural textiles; coated painted articles; coated dyed articles; coated fluorescent articles; coated foam articles; and like applications. The disclosure further contemplates additional fabrication operations on said articles, such as, but not limited to, molding, in-mold decoration, baking in a paint oven, lamination, and/or thermoforming. The articles made from the composition of the present disclosure may be used widely in automotive industry, home appliances, electrical components, and telecommunications.

ASPECTS

[0078] The present disclosure pertains to and includes at least the following aspects.

[0079] Aspect 1. A polymer composition comprising: a matrix polymer component comprising a crystalline or semi-crystalline polymer; and 0.1 wt. % to 15 wt. %, based on the weight of the polymer composition, of a fibrillated fluoropolymer, a fibrillated fluoropolymer encapsulated by an encapsulating polymer, or a combination thereof.

[0080] Aspect 2. A polymer composition comprising: a matrix polymer component comprising a crystalline or semi-crystalline polymer; and about 0.1 wt. % to about 15 wt. %, based on the weight of the polymer composition, of a fibrillated fluoropolymer, a fibrillated fluoropolymer encapsulated by an encapsulating polymer, or a combination thereof.

[0081] Aspect 3. The polymer compositions of any of the preceding aspects, wherein the matrix polymer component comprises polybutylene terephthalate, polyethylene terephthalate, polypropylene, nylon, linear low-density polyethylene, low-density polyethylene, high density polyethylene, polytrimethylene terephthalate, polyethylene naphthalate, polybutylene naphthalate, or a combination thereof.

[0082] Aspect 4. A polymer composition consisting of: a matrix polymer component comprising a crystalline or semi-crystalline polymer; and 0.1 wt. % to 15 wt. %, based on the weight of the polymer composition, of a fibrillated fluoropolymer, a fibrillated fluoropolymer encapsulated by an encapsulating polymer, or a combination thereof.

[0083] Aspect 5. A polymer composition consisting of: a matrix polymer component comprising a crystalline or semi-crystalline polymer; and about 0.1 wt. % to about 15 wt. %, based on the weight of the polymer composition, of a fibrillated fluoropolymer, a fibrillated fluoropolymer encapsulated by an encapsulating polymer, or a combination thereof.

[0084] Aspect 6. The polymer compositions of any of the preceding aspects, wherein the matrix polymer component consists of polybutylene terephthalate, polyethylene terephthalate, polypropylene, nylon, linear low-density polyethylene, low-density polyethylene, high density polyethylene, polytrimethylene terephthalate, polyethylene naphthalate, polybutylene naphthalate, or a combination thereof.

[0085] Aspect 7. A polymer composition consisting essentially of: a matrix polymer component comprising a crystalline or semi-crystalline polymer; and 0.1 wt. % to 15 wt. %, based on the weight of the polymer composition, of a fibrillated fluoropolymer, a fibrillated fluoropolymer encapsulated by an encapsulating polymer, or a combination thereof.

[0086] Aspect 8. A polymer composition consisting essentially of: a matrix polymer component comprising a crystalline or semi-crystalline polymer; and about 0.1 wt. % to about 15 wt. %, based on the weight of the polymer composition, of a fibrillated fluoropolymer, a fibrillated fluoropolymer encapsulated by an encapsulating polymer, or a combination thereof.

[0087] Aspect 9. The polymer compositions of any of the preceding aspects, wherein the matrix polymer component consists essentially of polybutylene terephthalate, polyethylene terephthalate, polypropylene, nylon, linear low-density polyethylene, low-density polyethylene, high density polyethylene, polytrimethylene terephthalate, polyethylene naphthalate, polybutylene naphthalate, or a combination thereof.

[0088] Aspect 10. The polymer compositions of any of the preceding aspects, wherein the matrix polymer component comprises polybutylene terephthalate, polyethylene terephthalate, or polypropylene.

[0089] Aspect 11. The polymer composition of any of the preceding aspects, wherein the fluoropolymer comprises polytetrafluoroethylene, polyhexafluoropropylene, polyvinylidene fluoride, polychlorotrifluoroethylene, ethylene tetrafluoroethylene, fluorinated ethylene-propylene, polyvinyl fluoride, ethylene chlorotrifluoroethylene, or a combination thereof.

[0090] Aspect 12. The polymer composition of any of the preceding aspects, wherein the encapsulating polymer comprises a styrene-acrylonitrile copolymer, an acrylonitrile-butadiene-styrene copolymer, alpha-alkyl-styrene-acrylonitrile copolymer, an alpha-methylstyrene-acrylonitrile copolymer, a styrene-butadiene rubber, or a combination thereof.

[0091] Aspect 13. The polymer composition of any one of the preceding aspects, wherein the fluoropolymer is polytetrafluoroethylene.

[0092] Aspect 14. The polymer composition of any one of the preceding aspects, wherein the fluoropolymer encapsulated by an encapsulating polymer is styrene-acrylonitrile copolymer encapsulated polytetrafluoroethylene.

[0093] Aspect 15. The polymer composition of any one of the preceding aspects, wherein the matrix polymer component is polybutylene terephthalate.

[0094] Aspect 16. The polymer composition of any one of aspects 1 to 15, wherein the matrix polymer component is polyethylene terephthalate.

[0095] Aspect 17. The polymer composition of any one of aspects 1 to 15, wherein the matrix polymer component is polypropylene.

[0096] Aspect 18. The polymer composition of aspect 17, wherein the polypropylene is a random polymer, a co-polymer, or a homopolymer.

[0097] Aspect 19. The polymer composition of any one of the preceding aspects, comprising 1 wt. % to 10 wt. %, based on the weight of the polymer composition, of the fluoropolymer.

[0098] Aspect 20. The polymer composition of any one of the preceding aspects, comprising about 1 wt. % to about 10 wt. %, based on the weight of the polymer composition, of the fluoropolymer.

[0099] Aspect 21. The polymer composition of any one of the preceding aspects, having a complex viscosity, measured at a 0.1 rad/sec, of between 4500 Pa.s and 70,000 Pa.s, measured at a temperature of between 230 °C and 260 °C.

[00100] Aspect 22. The polymer composition of any one of the preceding aspects, having a complex viscosity, measured at a 0.1 rad/sec, of between about 4500 Pa.s and about 70,000 Pa.s, measured at a temperature of between about 230 °C and about 260 °C.

[00101] Aspect 23. The polymer composition of any one of the preceding aspects, having an extensional viscosity of between 11,000 and 90,000 Pa.s at a maximum henky strain of 2.0 at a strain rate of $1s^{-1}$, measured at a temperature of between 230 °C and 260 °C.

[00102] Aspect 24. The polymer composition of any one of the preceding aspects, having an extensional viscosity of between about 11,000 and about 90,000 Pa.s at a maximum henky strain of 2.0 at a strain rate of $1s^{-1}$, measured at a temperature of between about 230 °C and about 260 °C.

[00103] Aspect 25. The polymer composition of any one of the preceding aspects, having a tensile modulus of greater than 2450 MPa to 3000 MPa.

[00104] Aspect 26. The polymer composition of any one of the preceding aspects, having a tensile modulus of greater than about 2450 MPa to about 3000 MPa.

[00105] Aspect 27. The polymer composition of any one of the preceding aspects, having a notched impacted strength of greater than 3.5 KJ/m² to 10 KJ/m².

[00106] Aspect 28. The polymer composition of any one of the preceding aspects, having a notched impacted strength of greater than about 3.5 KJ/m² to about 10 KJ/m².

[00107] Aspect 29. An article comprising the composition of any one of the preceding aspects.

[00108] Aspect 30. The article of aspect 29, produced using a process comprising foaming, sheet forming, or pipe extrusion.

[00109] Aspect 31. A method comprising: subjecting a polymer composition of any one of aspects 1 to 22 to a process comprising foaming, sheet forming, or pipe extrusion.

[00110] Aspect 32. A method comprising: subjecting a polymer composition of any one of aspects 1 to 22 to a process consisting of foaming, sheet forming, or pipe extrusion.

[00111] Aspect 33. A method comprising: subjecting a polymer composition of any one of aspects 1 to 22 to a process consisting essentially of foaming, sheet forming, or pipe extrusion.

[00112] The following examples are provided to illustrate the compositions, processes, and properties of the present disclosure. The examples are merely illustrative and are not intended to limit the disclosure to the materials, conditions, or process parameters set forth therein.

EXAMPLES

Materials

PBT 315 (milled PBT) (BASF-GE Schwartzheide)

RAMAPET (milled, regular PET) (Indorama)

TSAN (SAN-encapsulated PTFE). TSAN is a 1:1 ratio of SAN and PTFE. (SABIC)

ALGOFLON DF210 (PTFE) (Solvay Solexis S.P.A.)

108MF10 (PP-copolymer) (SABIC)

670KH (PP-random) (SABIC)

520P (PP-homopolymer) (SABIC)

Example 1

[00113] Polypropylene (random, co-polymer, or homo-polymer) was compounded with varying amounts of TSAN (0.15 wt.% to 10 wt.%) and PTFE (0.15 wt.% to 5 wt.%) using a ZSK-25 twin-screw extruder (Krupp Werner and Pfleiderer, GmbH, Germany) at a screw speed of 300 rpm. The temperature of the extruder was set at approx. 50 °C for the feeding section and up to 230 °C in the melting zone by gradually increasing the temperature according to the profile along the length of the extruder: 50/70/120/190/220/230/230/230/230/230/230 °C.

Example 2

[00114] Polybutylene terephthalate was compounded with varying amounts of TSAN (0.15 wt.% to 10 wt.%) and PTFE (0.15 wt.% to 5 wt.%) using a ZSK-25 twin-screw extruder (Krupp Werner and Pfleiderer, GmbH, Germany) at a screw speed of 300 rpm. The temperature of the extruder was set at approx. 40 °C for the feeding section and up to 270 °C in the melting zone, by gradually increasing the temperature according to the profile along the length of the extruder :40-70-190-240-270-270-270-270 °C.

Example 3

[00115] Polyethylene terephthalate was compounded with varying amounts of TSAN (0.15 wt.% to 10 wt.%) and PTFE (0.15 wt.% to 5 wt.%) using a ZSK-25 twin-screw extruder (Krupp Werner and Pfleiderer, GmbH, Germany) at a screw speed of 300 rpm. The temperature of the extruder was set at approx. 40 °C for the feeding section and up to 280 °C in the melting zone, by gradually increasing the temperature according to the profile along the length of the extruder :40-70-190-240-270-270-270-270 °C.

Example 4

[00116] Pipe extrusion of PBT with 1% PTFE was done at a melt temperature of about 266 °C, with a screw speed of 21 revolutions per minute (rpm) with a pull speed of 2.8 meters per minute (m/min) and diameter of 19.6 millimeters (mm). Pipe extrusion was not possible using PBT without PTFE.

Example 5

[00117] Foaming was carried out at 200 °C using a chemical blowing agent, e.g., isobutane, on samples of PBT with PTFE and PBT without PTFE. The PBT without PTFE sample had poor surface finish and was found to be brittle. The PBT with 1% PTFE samples showed very good surface finish with good mechanical properties, e.g., ductility.

Example 6

[00118] Complex viscosity [η^* , η^* at frequency in units of radians per second (rad/s)] for embodiments of the disclosure were conducted at 250 °C using ISO 6721-10:1999. See, e.g., FIGs. 1 and 2. As shown in FIG. 1, varying the amount of PTFE present in the PBT samples affects the viscosity. The addition of PTFE to the PBT polymer increased the viscosity of the PBT sample. At 0.1 rad/sec, samples having PTFE (at 2.5 % and 5 %) exhibited a much greater complex viscosity. The 2.5% and 5% PTFE samples exhibited a complex viscosity of greater than 1000 Pa.s, and greater than 4500 Pa.s, while the sample at 0% PTFE exhibited a complex viscosity of well below 1000 Pa.s throughout the range of frequencies observed, between 0.1 rad/s and 1000 rad/s. A similar trend may be observed for PET based samples as shown in FIG. 2. The complex viscosity of a PET sample having 1% PTFE also exhibited a complex viscosity greater than 4500 Pa.s at 0.1 rad/s.

Example 7

[00119] Extensional viscosity [η^* at frequency in units of rad/s] for embodiments of the disclosure was measured using the SER (Sentmanat Extension Rheometer) Universal Testing Platform (Xpansion Instruments for use on the ARES-G2). The samples used in this test were 10 mm x 20 mm x 0.5 mm. The tests were conducted at 250 °C for PBT samples, at 260 °C for PET samples, and at 230 °C for PP samples, using a constant strain rate of $1s^{-1}$. The data of extensional viscosity vs. time was recorded. See FIGs. 3 through 7. In FIG. 3, PET samples included samples included 0% PTFE, 3% TSAN, 10% TSAN, 2.5% PTFE, and 5% PTFE. These examples demonstrate the formation of PTFE fibrils oriented under extrusion and injection molding and the effect of the PTFE on the polymer viscosity. The curve corresponding to 0% PTFE exhibited the lowest extensional viscosity values. Increasing amounts of PTFE corresponded to an increase in the viscosity as can be seen in the curves for 2.5% and 5 % PTFE (the curves adjacent the lowest curve corresponding to 0% PTFE). A further enhancement of viscosity is observed in the samples containing TSAN. This may be attributed to PTFE not being miscible with the molten polymer in spite of the high polarity of PTFE due to the high crystalline nature of PTFE (> 90%). The samples containing TSAN at 3% and 10% tend to exhibit greater viscosity, particularly between 0.01 and 1 seconds.

[00120] FIG. 4 shows the extensional viscosity for a PET sample at 1% PTFE. As shown, the viscosity of the polymer improves over time under stress. FIGs. 5, 6, and 7 show the effect of the addition of PTFE and TSAN in polypropylene polymer samples. In FIG. 5, the curves for a) the random polypropylene polymer (PP) neat and b) the random PP polymer having 0.5% PTFE, overlap and have the lowest extensional viscosity. Additional amounts of PTFE

(corresponding to curve with 2.5% PTFE) and TSAN (1%) increase the extensional viscosity of the random polypropylene polymer. The random PP polymer exhibiting the greatest extensional viscosity had 10 % PTFE. Similar trends are apparent in FIG. 6 and 7 corresponding to PP copolymer and homopolymer, respectively. In FIG. 6, the PP copolymer exhibited the lowest extensional viscosity. The inclusion of 1 wt. % TSAN improved the extensional viscosity (middle curve). At 2.5 % PTFE, the PP copolymer exhibited the greatest extensional viscosity. For the PP Homopolymer of FIG. 7, the inclusion of 1% TSAN improved the extensional viscosity to greater than 10000 Pa.s.

Example 8

[00121] Tensile modulus for embodiments of the disclosure was measured according to ISO 527. *See, e.g.*, FIG. 8. As shown, the tensile modulus increased with increasing amounts of PTFE in the PBT polymer.

Example 9

[00122] Notched impact strength for embodiments of the disclosure was measured according to ISO 180. *See, e.g.*, FIG. 9. Notched impact strength increased with increasing amounts of PTFE in the PBT polymer.

What is Claimed:

1. A polymer composition comprising:
a matrix polymer component comprising a crystalline or semi-crystalline polymer; and
0.1 wt. % to 15 wt. %, based on the weight of the polymer composition, of a fibrillated fluoropolymer, a fibrillated fluoropolymer encapsulated by an encapsulating polymer, or a combination thereof.
2. The polymer compositions of any of the preceding claims, wherein the matrix polymer component comprises polybutylene terephthalate, polyethylene terephthalate, polypropylene, nylon, linear low-density polyethylene, low-density polyethylene, high density polyethylene, polytrimethylene terephthalate, polyethylene naphthalate, polybutylene naphthalate, or a combination thereof.
3. The polymer compositions of any of the preceding claims, wherein the matrix polymer component comprises polybutylene terephthalate, polyethylene terephthalate, or polypropylene.
4. The polymer composition of any of the preceding claims, wherein the fluoropolymer comprises polytetrafluoroethylene, polyhexafluoropropylene, polyvinylidene fluoride, polychlorotrifluoroethylene, ethylene tetrafluoroethylene, fluorinated ethylene-propylene, polyvinyl fluoride, ethylene chlorotrifluoroethylene, or a combination thereof.
5. The polymer composition of any of the preceding claims, wherein the encapsulating polymer comprises a styrene-acrylonitrile copolymer, an acrylonitrile-butadiene-styrene copolymer, alpha-alkyl-styrene-acrylonitrile copolymer, an alpha-methylstyrene-acrylonitrile copolymer, a styrene-butadiene rubber, or a combination thereof.
6. The polymer composition of any one of the preceding claims, wherein the fluoropolymer is polytetrafluoroethylene.
7. The polymer composition of any one of the preceding claims, wherein the fluoropolymer encapsulated by an encapsulating polymer is styrene-acrylonitrile copolymer encapsulated polytetrafluoroethylene.

8. The polymer composition of any one of the preceding claims, wherein the matrix polymer component is polybutylene terephthalate.
9. The polymer composition of any one of claims 1 to 7, wherein the matrix polymer component is polyethylene terephthalate.
10. The polymer composition of any one of claims 1 to 7, wherein the matrix polymer component is polypropylene.
11. The polymer composition of claim 10, wherein the polypropylene is a random polymer, a co-polymer, or a homopolymer.
12. The polymer composition of any one of the preceding claims, comprising 1 wt. % to 10 wt. %, based on the weight of the polymer composition, of the fluoropolymer.
13. The polymer composition of any one of the preceding claims, having a complex viscosity, measured at a 0.1 rad/sec, of between 4500 Pa.s and 70,000 Pa.s, measured at a temperature of between 230 °C and 260 °C.
14. The polymer composition of any one of the preceding claims, having an extensional viscosity of between 11,000 and 90,000 Pa.s at a maximum henky strain of 2.0 at a strain rate of 1s^{-1} , measured at a temperature of between 230 °C and 260 °C.
15. The polymer composition of any one of the preceding claims, having a tensile modulus of greater than 2450 MPa to 3000 MPa.
16. The polymer composition of any one of the preceding claims, having a notched impacted strength of greater than 3.5 KJ/m² to 10 KJ/m².
17. An article comprising the composition of any one of the preceding claims.
18. The article of claim 17, produced using a process comprising foaming, sheet forming, or pipe extrusion.
19. A method comprising
subjecting a polymer composition of any one of claims 1 to 16 to a process comprising foaming, sheet forming, or pipe extrusion.

1/6

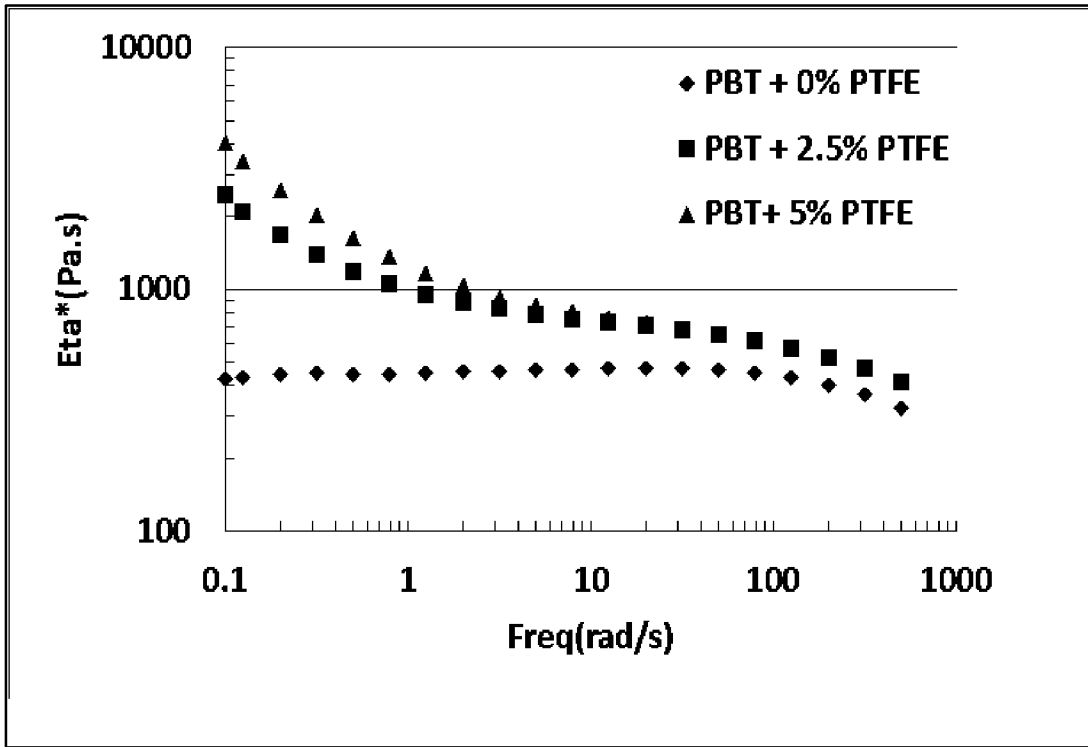


FIG. 1

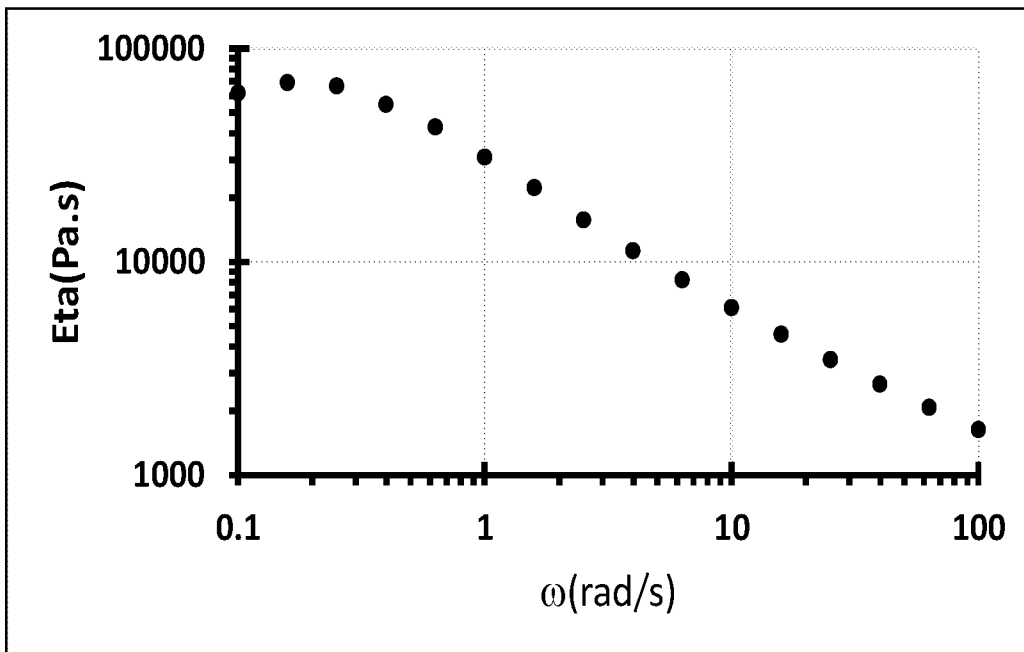


FIG. 2

2/6

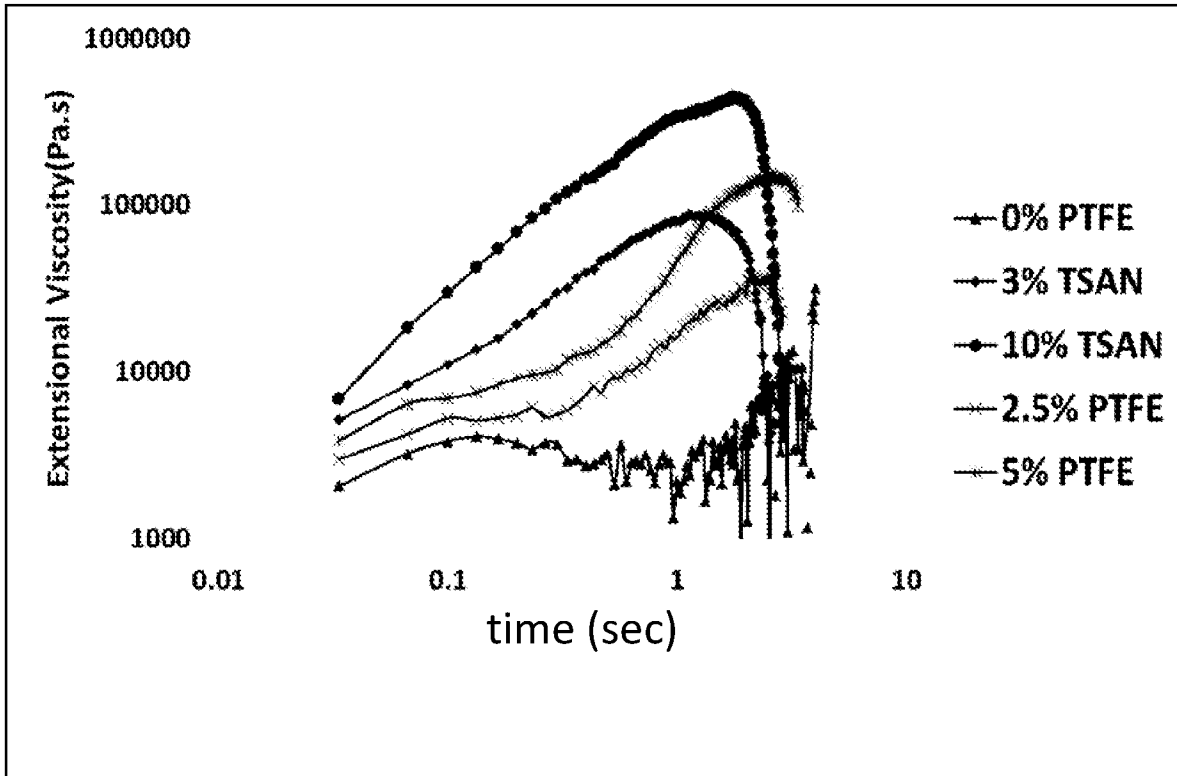


FIG. 3

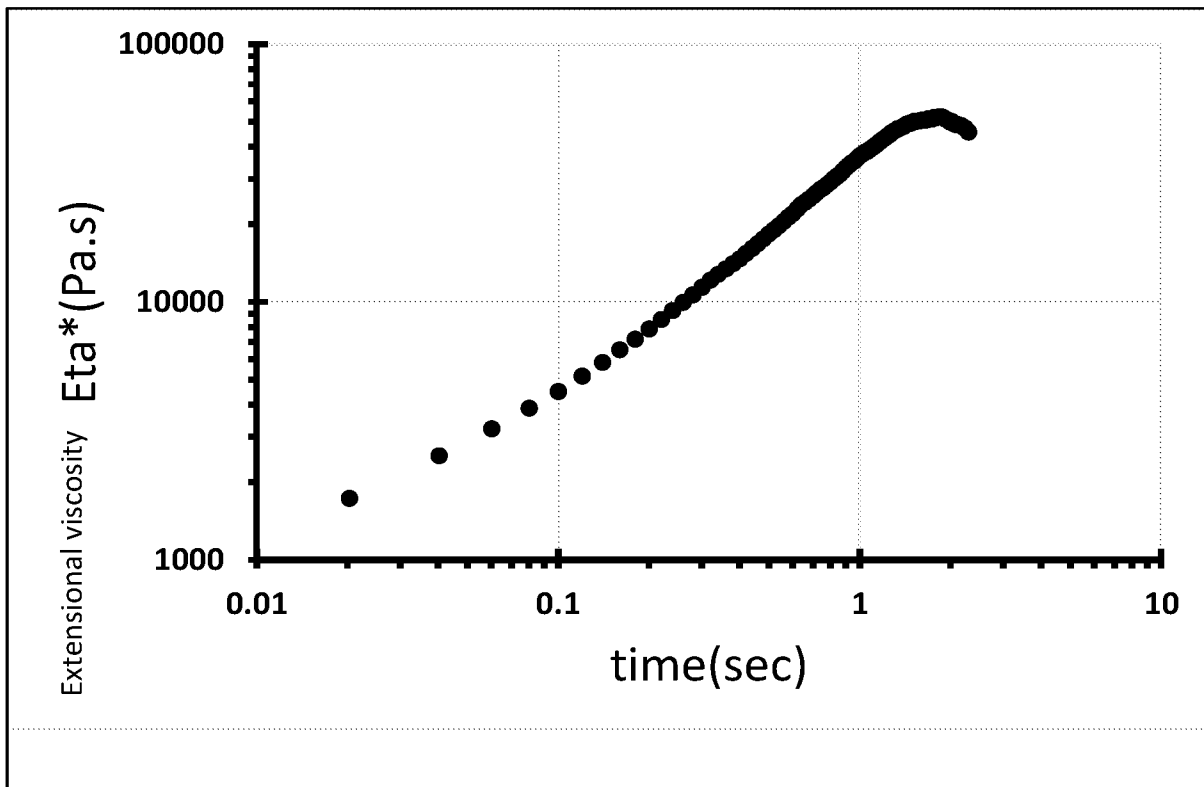


FIG. 4

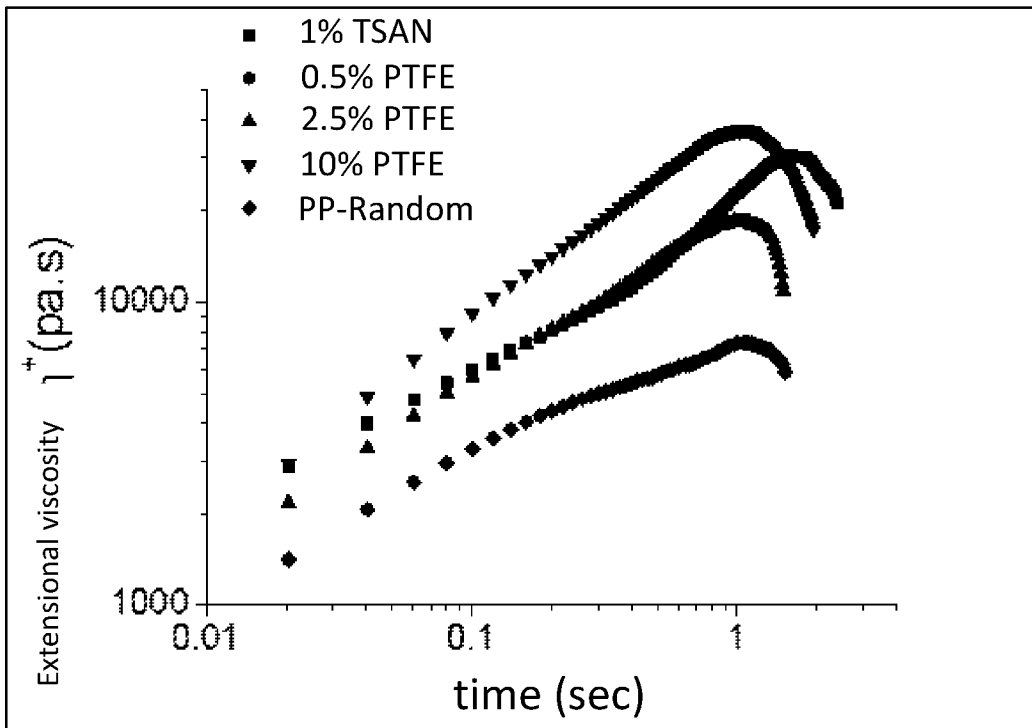


FIG. 5

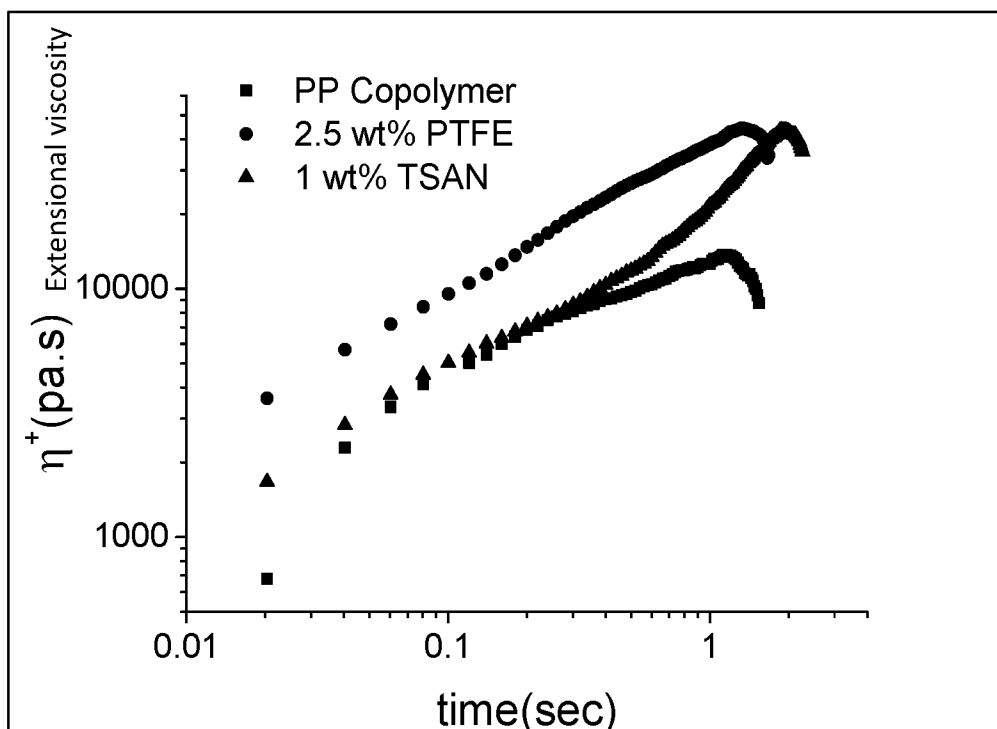


FIG. 6

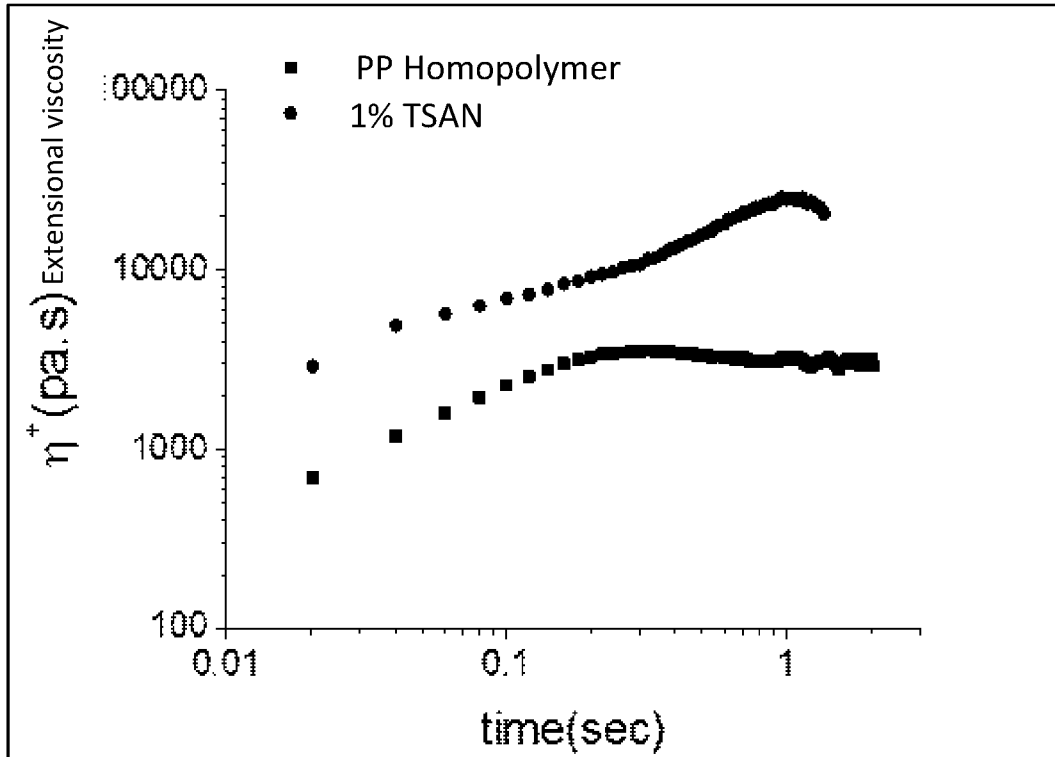


FIG. 7

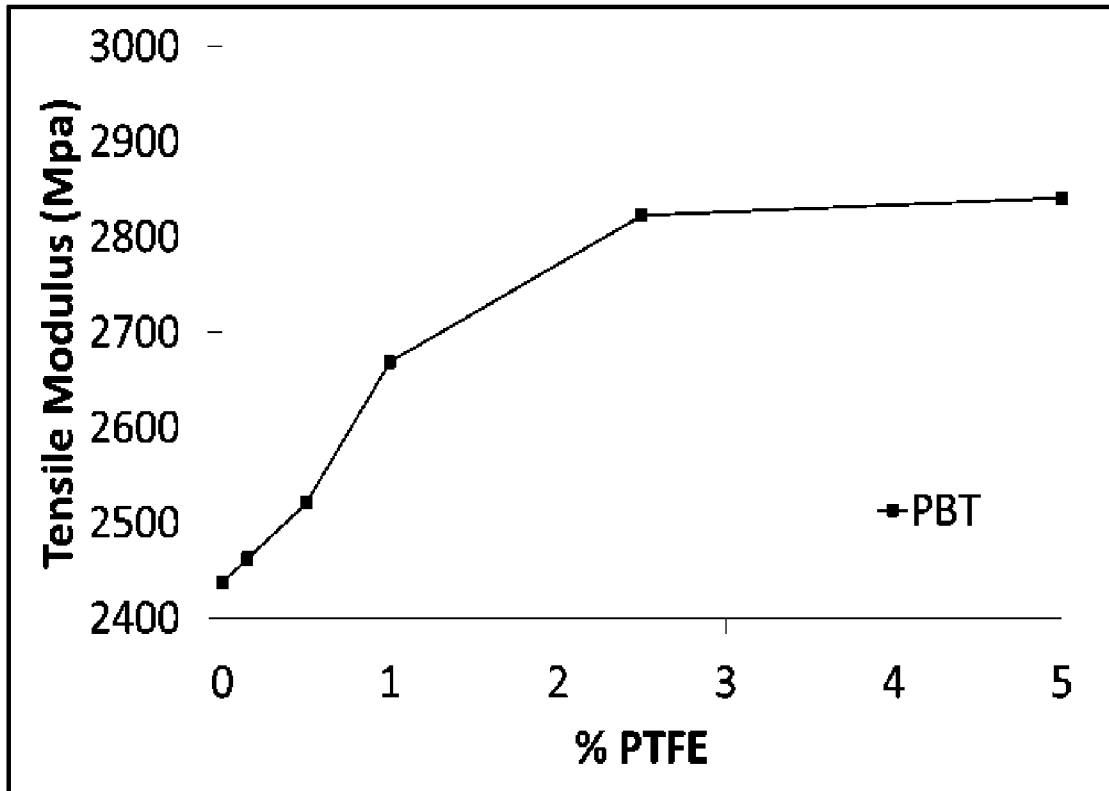


FIG. 8

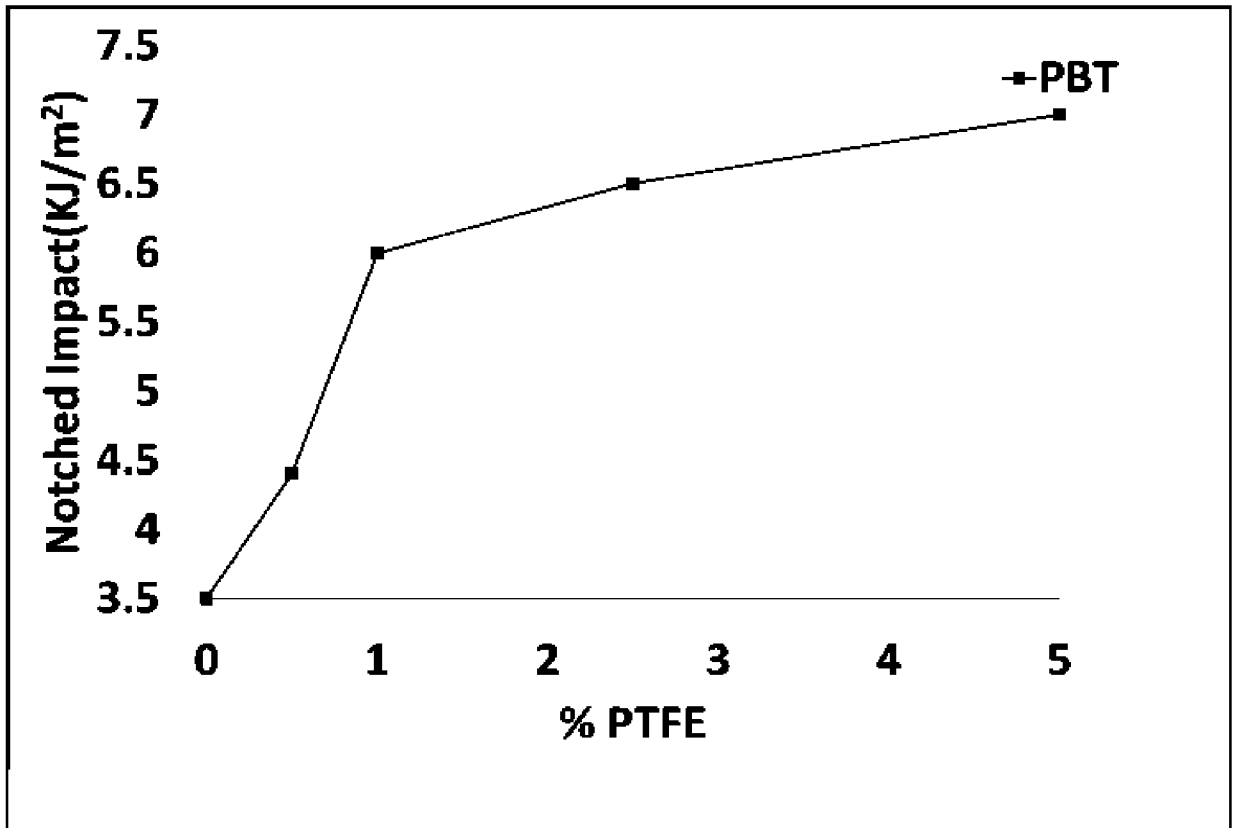


FIG. 9

INTERNATIONAL SEARCH REPORT

International application No PCT/US2016/022688

A. CLASSIFICATION OF SUBJECT MATTER INV. C08L23/00 C08L23/12 C08L63/00 C08L77/00 ADD.				
According to International Patent Classification (IPC) or to both national classification and IPC				
B. FIELDS SEARCHED				
Minimum documentation searched (classification system followed by classification symbols) C08L				
Documentation searched other than minimum documentation to the extent that such documents are included in the fields searched				
Electronic data base consulted during the international search (name of data base and, where practicable, search terms used) EPO-Internal, WPI Data				
C. DOCUMENTS CONSIDERED TO BE RELEVANT				
Category*	Citation of document, with indication, where appropriate, of the relevant passages	Relevant to claim No.		
X	US 8 440 762 B2 (VAN DER MEE MARK [NL] ET AL) 14 May 2013 (2013-05-14) column 1, lines 7-10; examples 1-2,9-10; tables 1,3,4 -----	1-8, 12-15, 17-19		
X	US 2008/161468 A1 (JUIKAR VISHVAJIT CHANDRAKANT [IN] ET AL) 3 July 2008 (2008-07-03) paragraph [0010]; examples 1-2,6-8; tables 1-3,5 -----	1-9,12, 15-19		
X	WO 2011/107273 A1 (STYRON EUROPE GMBH [CH]; VAN NUFFEL CLAUDE T E [BE]; LAKEMAN PASCAL E) 9 September 2011 (2011-09-09) page 1, lines 5-12; examples 1-3,7; table 1 ----- -/--	1-4,6,9, 15-19		
<input checked="" type="checkbox"/> Further documents are listed in the continuation of Box C. <input checked="" type="checkbox"/> See patent family annex.				
* Special categories of cited documents : <table style="width: 100%; border: none;"> <tr> <td style="width: 50%; border: none; vertical-align: top;"> "A" document defining the general state of the art which is not considered to be of particular relevance "E" earlier application or patent but published on or after the international filing date "L" document which may throw doubts on priority claim(s) or which is cited to establish the publication date of another citation or other special reason (as specified) "O" document referring to an oral disclosure, use, exhibition or other means "P" document published prior to the international filing date but later than the priority date claimed </td> <td style="width: 50%; border: none; vertical-align: top;"> "T" later document published after the international filing date or priority date and not in conflict with the application but cited to understand the principle or theory underlying the invention "X" document of particular relevance; the claimed invention cannot be considered novel or cannot be considered to involve an inventive step when the document is taken alone "Y" document of particular relevance; the claimed invention cannot be considered to involve an inventive step when the document is combined with one or more other such documents, such combination being obvious to a person skilled in the art "&" document member of the same patent family </td> </tr> </table>			"A" document defining the general state of the art which is not considered to be of particular relevance "E" earlier application or patent but published on or after the international filing date "L" document which may throw doubts on priority claim(s) or which is cited to establish the publication date of another citation or other special reason (as specified) "O" document referring to an oral disclosure, use, exhibition or other means "P" document published prior to the international filing date but later than the priority date claimed	"T" later document published after the international filing date or priority date and not in conflict with the application but cited to understand the principle or theory underlying the invention "X" document of particular relevance; the claimed invention cannot be considered novel or cannot be considered to involve an inventive step when the document is taken alone "Y" document of particular relevance; the claimed invention cannot be considered to involve an inventive step when the document is combined with one or more other such documents, such combination being obvious to a person skilled in the art "&" document member of the same patent family
"A" document defining the general state of the art which is not considered to be of particular relevance "E" earlier application or patent but published on or after the international filing date "L" document which may throw doubts on priority claim(s) or which is cited to establish the publication date of another citation or other special reason (as specified) "O" document referring to an oral disclosure, use, exhibition or other means "P" document published prior to the international filing date but later than the priority date claimed	"T" later document published after the international filing date or priority date and not in conflict with the application but cited to understand the principle or theory underlying the invention "X" document of particular relevance; the claimed invention cannot be considered novel or cannot be considered to involve an inventive step when the document is taken alone "Y" document of particular relevance; the claimed invention cannot be considered to involve an inventive step when the document is combined with one or more other such documents, such combination being obvious to a person skilled in the art "&" document member of the same patent family			
Date of the actual completion of the international search	Date of mailing of the international search report			
9 June 2016	15/06/2016			
Name and mailing address of the ISA/ European Patent Office, P.B. 5818 Patentlaan 2 NL - 2280 HV Rijswijk Tel. (+31-70) 340-2040, Fax: (+31-70) 340-3016	Authorized officer Bezard, Stéphane			

INTERNATIONAL SEARCH REPORT

International application No
PCT/US2016/022688

C(Continuation). DOCUMENTS CONSIDERED TO BE RELEVANT

Category*	Citation of document, with indication, where appropriate, of the relevant passages	Relevant to claim No.
X	US 2007/123625 A1 (DORADE PRAVIN [IN] ET AL) 31 May 2007 (2007-05-31) examples 2-3,5-6,8,10-15; tables 2-3 -----	1-8,12, 15,17-19
X	US 2009/179035 A1 (AGARWAL PARMINDER [US] ET AL) 16 July 2009 (2009-07-16) examples 1-10; tables 2-3 -----	1-8,12, 17-19
X	US 4 966 941 A (SUBRAMANIAN PALLATHERI M [US]) 30 October 1990 (1990-10-30) examples 1-5,7,9; table I -----	1,2,4,6, 12,17-19
X	US 2009/093576 A1 (BALLOT MICHAEL [BE] ET AL) 9 April 2009 (2009-04-09) examples 1-2; tables 1-2 -----	1-6,10, 11,17-19
X	US 2005/250908 A1 (BRIERS JORIS [BE] ET AL) 10 November 2005 (2005-11-10) paragraph [0001]; examples 1,2; tables 1-2 -----	1-4,6, 10,11, 17-19

INTERNATIONAL SEARCH REPORT

Information on patent family members

International application No

PCT/US2016/022688

Patent document cited in search report	Publication date	Patent family member(s)	Publication date			
US 8440762	B2	14-05-2013	CN 103415562 A	27-11-2013		
			EP 2663593 A1	20-11-2013		
			KR 20140034737 A	20-03-2014		
			US 2012184662 A1	19-07-2012		
			WO 2012095822 A1	19-07-2012		

US 2008161468	A1	03-07-2008	AT 487764 T	15-11-2010		
			EP 2099863 A1	16-09-2009		
			US 2008161468 A1	03-07-2008		
			WO 2008082708 A1	10-07-2008		

WO 2011107273	A1	09-09-2011	CN 102834460 A	19-12-2012		
			EP 2542622 A1	09-01-2013		
			TW 201137033 A	01-11-2011		
			WO 2011107273 A1	09-09-2011		

US 2007123625	A1	31-05-2007	CN 101316896 A	03-12-2008		
			EP 1971647 A1	24-09-2008		
			JP 2009517529 A	30-04-2009		
			KR 20080072691 A	06-08-2008		
			US 2007123625 A1	31-05-2007		
			WO 2007064571 A1	07-06-2007		

US 2009179035	A1	16-07-2009	CN 101952366 A	19-01-2011		
			EP 2235105 A1	06-10-2010		
			US 2009179035 A1	16-07-2009		
			WO 2009091818 A1	23-07-2009		

US 4966941	A	30-10-1990	NONE			

US 2009093576	A1	09-04-2009	AT 532820 T	15-11-2011		
			BR PI0616550 A2	21-06-2011		
			CA 2617935 A1	01-03-2007		
			CN 101370868 A	18-02-2009		
			EP 1920002 A2	14-05-2008		
			ES 2374448 T3	16-02-2012		
			JP 2009504882 A	05-02-2009		
			KR 20080045139 A	22-05-2008		
			US 2009093576 A1	09-04-2009		
			WO 2007024541 A2	01-03-2007		

			US 2005250908	A1	10-11-2005	BR PI0510722 A
CA 2565784 A1	01-12-2005					
CN 1950443 A	18-04-2007					
EP 1742995 A1	17-01-2007					
JP 2007536397 A	13-12-2007					
KR 20070007189 A	12-01-2007					
RU 2006139023 A	20-06-2008					
US 2005250908 A1	10-11-2005					
WO 2005113669 A1	01-12-2005					
