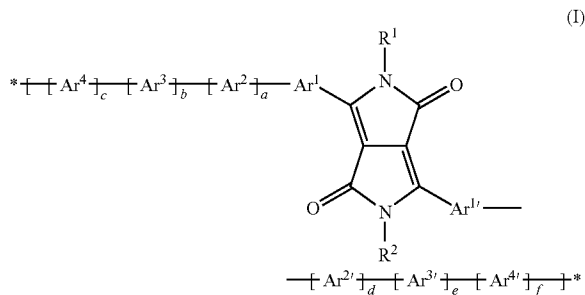


(19) **United States**(12) **Patent Application Publication**
Turbiez et al.(10) **Pub. No.: US 2009/0302311 A1**(43) **Pub. Date: Dec. 10, 2009**(54) **DIKETOPYRROLOPYRROLE POLYMERS AS ORGANIC SEMICONDUCTORS**(76) Inventors: **Mathieu G.R. Turbiez**, Rixheim (FR); **René Albert Johan Janssen**, Heeze (NL); **Martinus Maria Wienk**, Tilburg (NL); **Hans Jürg Kirner**, Pratteln (CH); **Mathias Düggeli**, Basel (CH); **Bernd Tieke**, Bruhl (DE); **Yu Zhu**, koln (DE)

Correspondence Address:

JoAnn Villamizar
Ciba Corporation/Patent Department
540 White Plains Road, P.O. Box 2005
Tarrytown, NY 10591 (US)(21) Appl. No.: **12/308,037**(22) PCT Filed: **Jun. 20, 2007**(86) PCT No.: **PCT/EP2007/056102**§ 371 (c)(1),
(2), (4) Date: **Dec. 5, 2008**(30) **Foreign Application Priority Data**Jun. 30, 2006 (EP) 06116391.1
Aug. 21, 2006 (EP) 06119228.2**Publication Classification**(51) **Int. Cl.**
H01L 51/30 (2006.01)
C08G 69/14 (2006.01)
(52) **U.S. Cl. 257/40**; 438/99; 528/326; 257/E51.028
(57) **ABSTRACT**

The present invention relates to polymers comprising a repeating unit of the formula (I) and their use as organic semiconductor in organic devices, especially a diode, an organic field effect transistor and/or a solar cell, or a device containing a diode and/or an organic field effect transistor, and/or a solar cell. The polymers according to the invention have excellent solubility in organic solvents and excellent film-forming properties. In addition, high efficiency of energy conversion, excellent field-effect mobility, good on/off current ratios and/or excellent stability can be observed, when the polymers according to the invention are used in semiconductor devices or organic photovoltaic (PV) devices (solar cells).



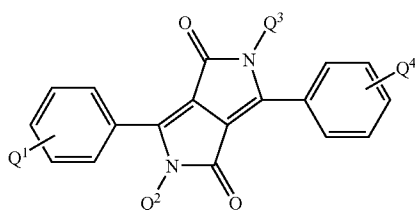
DIKETOPYRROLOPYRROLE POLYMERS AS ORGANIC SEMICONDUCTORS

[0001] The present invention relates to polymers comprising a repeating unit of the formula (I) and their use as organic semiconductor in organic devices, especially a diode, an organic field effect transistor and/or a solar cell, or a device containing a diode and/or an organic field effect transistor, and/or a solar cell. The polymers according to the invention have excellent solubility in organic solvents and excellent film-forming properties. In addition, high efficiency of energy conversion, excellent field-effect mobility, good on/off current ratios and/or excellent stability can be observed, when the polymers according to the invention are used in semiconductor devices or organic photovoltaic (PV) devices (solar cells).

[0002] M. Smet et al., *Tetrahedron Lett.* 42 (2001) 6527-6530 describe the preparation of rod-like diketopyrrolopyrrole oligomers by a stepwise sequence of Suzuki couplings using brominated 1,4-dioxo-3,6-diphenylpyrrolo[3,4-c]pyrrole (DPP) derivatives and 1,4-dibromo-2,5-di-n-hexylbenzene as the monomers.

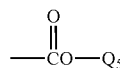
[0003] M. Horn et. al, *Eur. Polymer J.* 38 (2002) 2197-2205 describe the synthesis and characterisation of thermomergenic polysiloxanes with 2,5-dihydropyrrolo[3,4-c]pyrrole units in the main chain.

[0004] EP-A-787,730 describes a polyacrylate and a polyurethane obtained by the polymerization of a DPP of formula Ia



Ia

wherein Q_1 and Q_4 independently of each other stand for a polymerizable reactive group, and Q_2 and Q_3 independently of each other stand for hydrogen, C_{12} - C_{24} alkyl, C_6 - C_{24} alkyl which is interrupted one or more times by O or S, or are a group of the formula

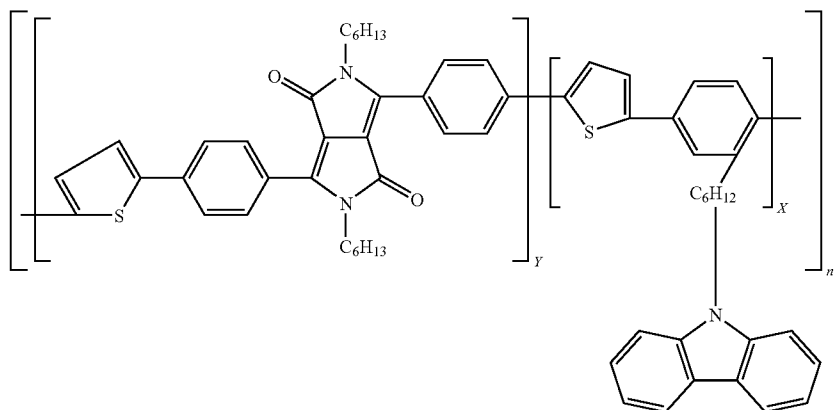


in which Q_5 is C_4 - C_{18} alkyl or C_5 - C_{10} cycloalkyl.

[0005] Though it is mentioned that compounds Ia can be used for the preparation of photo- and electroconductive polymers, no corresponding examples are given. Further, no teaching is given of how to prepare EL devices comprising DPP-based polymers and of how to select the appropriate DPP-monomers resp. DPP-polymers.

[0006] *Macromol. Chem. Phys.* 200 (1999) 106-112 describes fluorescent DPP-polymers obtainable by the copolymerization of bifunctional monomeric DPP-derivatives, wherein the functional groups are attached to the N-atoms of the DPP-molecule, with diisocyanates or di-ols or di-acids.

[0007] *J. Am. Chem. Soc.* 117 (1995) 12426-12435 relates to the exploration of the palladium catalysed Stille coupling reaction for the synthesis of functional polymers. In Scheme 7 the synthesis of the following polymers is presented:



Polymer 13: $y = 0,05$, $x = 0,95$
 Polymer 14: $y = 0$, $x = 1$

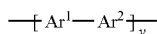
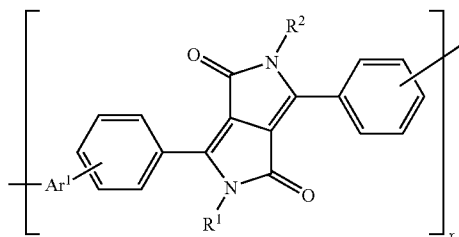
[0008] No teaching is given whether the described polymers can be used in EL devices.

[0009] J. Am. Chem. Soc. 115 (1993) 11735-11743 describes DPP-polymers demonstrating photorefractivity, i.e. exhibiting photoconductivity and second order non-linear-optical activity. In this device, photoconductive properties are determined by irradiating the device with a laser beam and then measuring the current resulting from this irradiation, no measurements were carried out with regard to electroluminescence.

[0010] Further, no teaching is given of how to select other DPP-polymers.

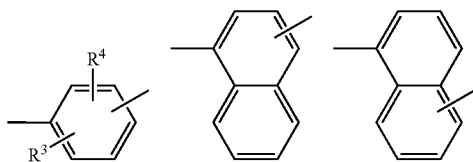
[0011] In Appl. Phys. Lett. 64 (1994) 2489-2491 further studies, i.e. two-beam coupling experiments, using polymers disclosed in J. Am. Chem. Soc. 115 (1993) 11735-11743 are performed to study photorefractivity. The two-beam coupling experiments demonstrated asymmetric energy exchange under zero field, i.e. photorefractivity of the polymers disclosed in J. Am. Chem. Soc. 115 (1993) 11735-11743.

[0012] U.S. Pat. No. 6,451,459 (cf. B. Tiede et al., Synth. Met. 130 (2002) 115-119; Macromol. Rapid Commun. 21 (4) (2000) 182-189) describes diketopyrrolopyrrole based polymers and copolymers comprising the following units

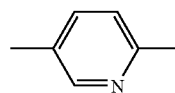
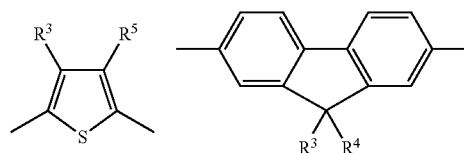
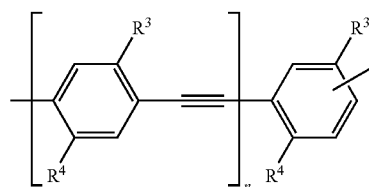
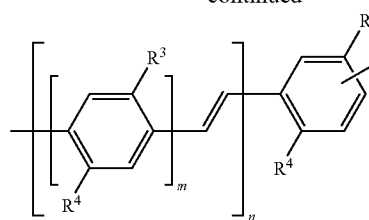


wherein x is chosen in the range of from 0.005 to 1, preferably from 0.01 to 1, and y from 0.995 to 0, preferably 0.99 to 0, and wherein $x+y=1$, and

[0013] wherein Ar^1 and Ar^2 independently from each other stand for



-continued

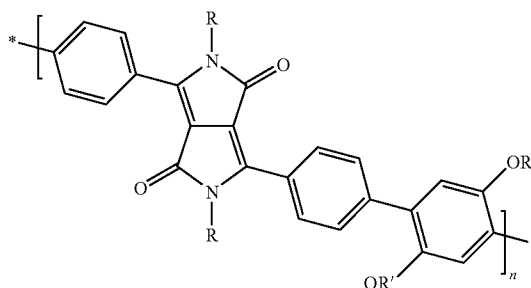


and m, n being numbers from 1 to 10, and

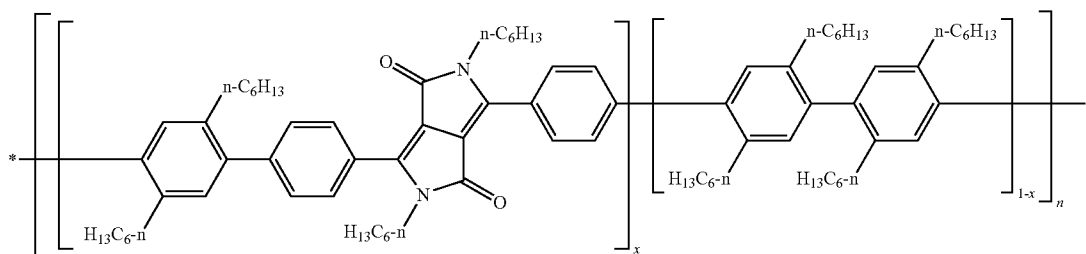
[0014] R^1 and R^2 independently from each other stand for H, C_1 - C_{18} alkyl, $-C(O)O-C_1$ - C_{18} alkyl, perfluoro- C_1 - C_{12} alkyl, unsubstituted C_6 - C_{12} aryl or one to three times with C_1 - C_{12} alkyl, C_1 - C_{12} alkoxy, or halogen substituted C_6 - C_{12} aryl, C_1 - C_{12} alkyl- C_6 - C_{12} aryl, or C_6 - C_{12} aryl- C_1 - C_{12} alkyl,

[0015] R^3 and R^4 preferably stand for hydrogen, C_1 - C_{12} alkyl, C_1 - C_{12} alkoxy, unsubstituted C_6 - C_{12} aryl or one to three times with C_1 - C_{12} alkyl, C_1 - C_{12} alkoxy, or halogen substituted C_6 - C_{12} aryl or perfluoro- C_1 - C_{12} alkyl, and

[0016] R^5 preferably stands for C_1 - C_{12} alkyl, C_1 - C_{12} alkoxy, unsubstituted C_6 - C_{12} aryl or one to three times with C_1 - C_{12} alkyl, C_1 - C_{12} alkoxy, or halogen substituted C_6 - C_{12} aryl, or perfluoro- C_1 - C_{12} alkyl, and their use in EL devices. The following polymer

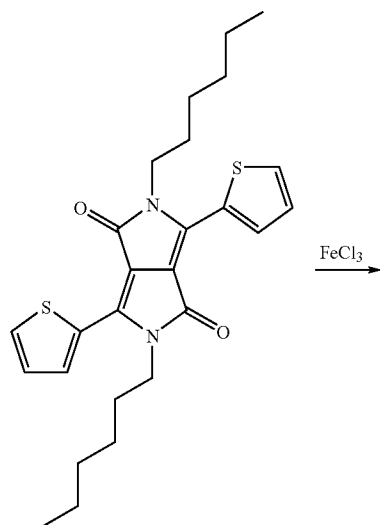


is explicitly disclosed in Tieke et al., Synth. Met. 130 (2002) 115-119. The following polymers

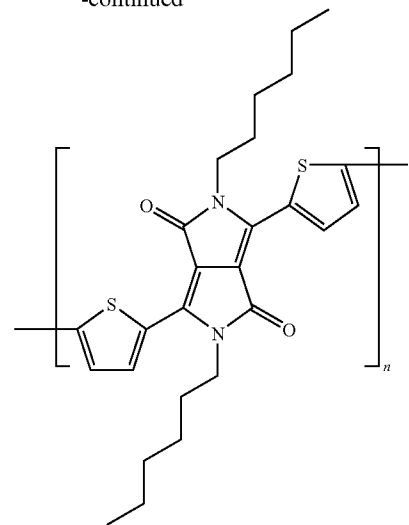


are explicitly disclosed in Macromol. Rapid Commun. 21 (4) (2000) 182-189.

[0017] WO05/049695 discloses diketopyrrolopyrrole (DPP) based polymers and their use in PLEDs, organic integrated circuits (O-ICs), organic field effect transistors (OFETs), organic thin film transistors (OTFTs), organic solar cells (O-SCs), or organic laser diodes, but fails to disclose the specific DPP based polymers of formula I. In Example 12 the preparation of the following polymer is described:

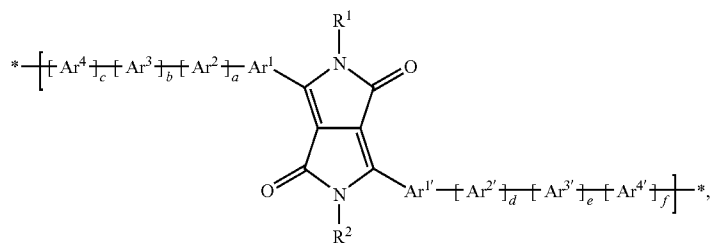


-continued



[0018] The object of the present invention is to provide novel polymers which show excellent performance when used, for example, in semiconductor devices, photodiodes or organic photovoltaic (PV) devices (solar cells), such as high efficiency of energy conversion, excellent field-effect mobility, good on/off current ratios and/or excellent stability.

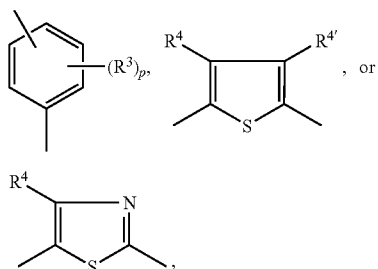
[0019] Said object is achieved by polymers comprising repeating units of the formula



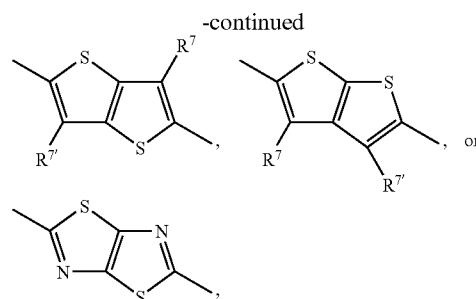
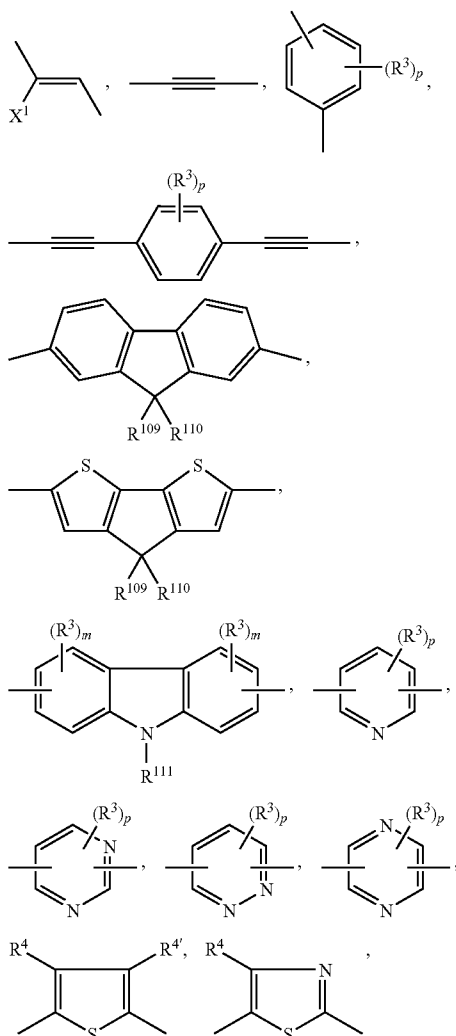
(I), wherein

[0020] a, b, c, d, e and f are 0 to 200, especially 0, 1, 2, or 3;

[0021] Ar¹ and Ar¹ are independently of each other a group of formula



[0022] Ar², Ar², Ar³, Ar³, Ar⁴ and Ar⁴ are independently of each other a group of formula



[0023] p stands for 0, 1, 2, 3 or 4, if possible,

[0024] R¹ and R² may be the same or different and are selected from hydrogen, a C₁-C₂₅alkyl group, an alkenyl group, an alkynyl group, which may optionally be substituted by E and/or interrupted by D, an allyl group, which can be substituted one to three times with C₁-C₄alkyl; a cycloalkyl group, which can be substituted one to three times with C₁-C₈alkyl, C₁-C₈thioalkoxy, or C₁-C₈alkoxy, or a cycloalkyl group, which can be condensed one or two times by phenyl, which can be substituted one to three times with C₁-C₄-alkyl, halogen, nitro or cyano; a cycloalkenyl group, a ketone or aldehyde group, an ester group, a carbamoyl group, a silyl group, a siloxanyl group, Ar¹⁰ or —CR⁵R⁶—(CH₂)_g—Ar¹⁰, wherein

[0025] R⁵ and R⁶ independently from each other stand for hydrogen, fluorine, cyano or C₁-C₄alkyl, which can be substituted by fluorine, chlorine or bromine, or phenyl, which can be substituted one to three times with C₁-C₄alkyl,

[0026] Ar¹⁰ stands for aryl or heteroaryl, which may optionally be substituted by G, in particular phenyl or 1- or 2-naphthyl which can be substituted one to three times with C₁-C₈alkyl, C₁-C₈thioalkoxy, and/or C₁-C₈alkoxy, and g stands for 0, 1, 2, 3 or 4,

[0027] R³ may be the same or different within one group and is selected from C₁-C₂₅alkyl, which may optionally be substituted by E and/or interrupted by D, C₆-C₂₄aryl, which may optionally be substituted by G, C₂-C₂₀heteroaryl, which may optionally be substituted by G, C₁-C₁₈alkoxy, which may optionally be substituted by E and/or interrupted by D, C₁-C₂₅alkyl, wherein ar (=aryl) of aralkyl may optionally be substituted by G, or —CO—R²⁸, or two or more groups R³ which are in the neighbourhood to each other, form a ring;

[0028] R⁴, R^{4'}, R⁷ and R^{7'} independently from each other stand for hydrogen, C₁-C₂₅alkyl, which may optionally be substituted by E and/or interrupted by D, C₆-C₂₄aryl, which may optionally be substituted by G, C₂-C₂₀heteroaryl, which may optionally be substituted by G, C₁-C₁₈alkoxy, which may optionally be substituted by E and/or interrupted by D, C₇-C₂₅alkyl, wherein ar (=aryl) of aralkyl may optionally be substituted by G, or —CO—R²⁸; or R⁴ and R^{4'} form a ring;

[0029] D is —CO—; —COO—; —S—; —SO—; —SO₂—; —O—; —NR²⁵—; —CR²³CR²⁴—; or —C≡C—; and

[0030] E is —OR²⁹; —SR²⁹; —NR²⁵R²⁶; —COR²⁸; —COOR²⁷; —CONR²⁵R²⁶; —CN; or halogen; G is E, C₁-C₁₈alkyl, which may be interrupted by D, or C₁-C₁₈alkoxy which is substituted by E and/or interrupted by D, wherein

[0031] R²³, R²⁴, R²⁵ and R²⁶ are independently of each other H; C₆-C₁₈aryl; C₆-C₁₈aryl which is substituted by

C₁-C₁₈alkyl, or C₁-C₁₈alkoxy; C₁-C₁₈alkyl; or C₁-C₁₈alkyl which is interrupted by —O—;

[0032] R²⁷ and R²⁸ are independently of each other H; C₆-C₁₈aryl; C₆-C₁₈aryl which is substituted by C₁-C₁₈alkyl, or C₁-C₁₈alkoxy; C₁-C₁₈alkyl; or C₁-C₁₈alkyl which is interrupted by —O—,

[0033] R²⁹ is H; C₆-C₁₈aryl; C₆-C₁₈aryl, which is substituted by C₁-C₁₈alkyl, or C₁-C₁₈alkoxy; C₁-C₁₈alkyl; or C₁-C₁₈alkyl which is interrupted by —O—,

[0034] R¹⁰⁹ and R¹¹⁰ are independently of each other H, C₁-C₁₈alkyl, C₁-C₁₈alkyl which is substituted by E and/or interrupted by D, C₆-C₂₄aryl, C₆-C₂₄aryl which is substituted by G, C₂-C₂₀heteroaryl, C₂-C₂₀heteroaryl which is substituted by G, C₂-C₁₈alkenyl, C₂-C₁₈alkynyl, C₁-C₁₈alkoxy, C₁-C₁₈alkoxy which is substituted by E and/or interrupted by D, or C₇-C₂₅aralkyl, or R¹⁰⁹ and R¹¹⁰ together form a group of formula =CR¹⁰⁹R¹¹⁰, wherein

[0035] R¹⁰⁰ and R¹⁰¹ are independently of each other H, C₁-C₁₈alkyl, C₁-C₁₈alkyl which is substituted by E and/or interrupted by D, C₆-C₂₄aryl, C₆-C₂₄aryl which is substituted by G, or C₂-C₂₀heteroaryl, or C₂-C₂₀heteroaryl which is substituted by G, or

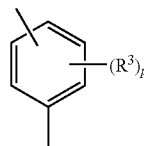
[0036] R¹⁰⁹ and R¹¹⁰ together form a five or six membered ring, which optionally can be substituted by C₁-C₁₈alkyl, C₁-C₁₈alkyl which is substituted by E and/or interrupted by D, C₆-C₂₄aryl, C₆-C₂₄aryl which is substituted by G, C₂-C₂₀heteroaryl, C₂-C₂₀heteroaryl which is substituted by G, C₂-C₁₈alkenyl, C₂-C₁₈alkynyl, C₁-C₁₈alkoxy, C₁-C₁₈alkoxy which is substituted by interrupted by D, C₇-C₂₅aralkyl, or —C(=O)—R¹⁸,

[0037] R¹¹¹ is H, a C₁-C₂₅alkyl group, a C₄-C₁₈cycloalkyl group, a C₁-C₂₅alkoxy group, in which one or more carbon atoms which are not in neighbourhood to each other could be replaced by —O—, —S—, or —C(=O)—O—, and/or wherein one or more hydrogen atoms can be replaced by F, a C₆-C₂₄aryl group, or a C₆-C₂₄aryloxy group, wherein one or more carbon atoms can be replaced by O, S, or N, and/or which can be substituted by one or more non-aromatic groups R¹¹¹;

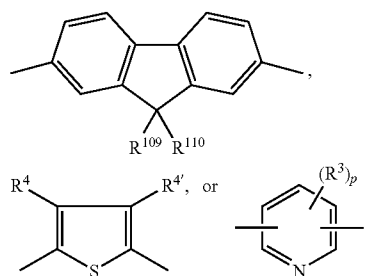
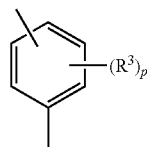
[0038] m can be the same or different at each occurrence and is 0, 1, 2, or 3, especially 0, 1, or 2, very especially 0 or 1;

[0039] X¹ is a hydrogen atom, or a cyano group,

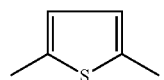
[0040] with the proviso that, if Ar¹ and Ar¹ are a group of formula



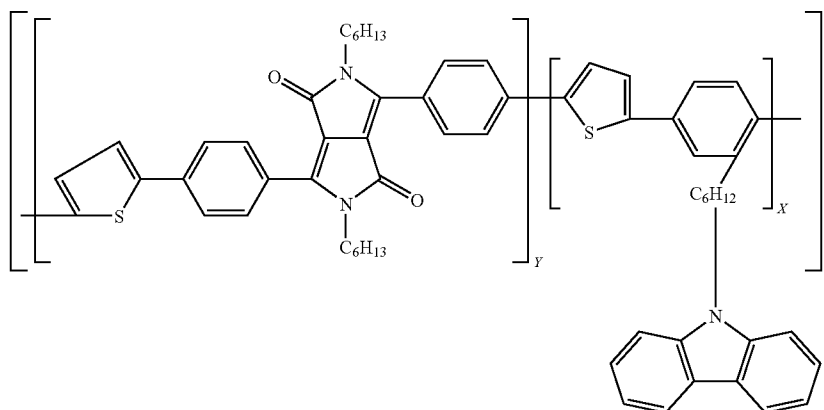
and a and d are both 1 and Ar² and Ar² are different from a group of formula



with the proviso that, if Ar¹ and Ar¹ are a group of formula



a and d are not 0; and with the proviso, that a polymer of the formula

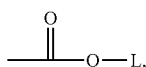


y = 0,05, x = 0,95

is excluded.

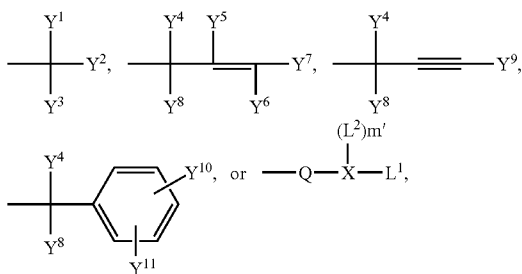
[0041] The polymers, wherein R¹ and/or R² are hydrogen can be obtained by using a protecting group which can be removed after polymerization (see, for example, EP-A-0 648 770, EP-A-0 648 817, EP-A-0 742 255, EP-A-0 761 772, WO98/32802, WO98/45757, WO98/58027, WO99/01511, WO00/17275, WO00/39221, WO00/63297 and EP-A-1 086 984). Conversion of the pigment precursor into its pigmentary form is carried out by means of fragmentation under known conditions, for example thermally, optionally in the presence of an additional catalyst, for example the catalysts described in WO00/36210.

[0042] An example of such a protecting group is group of formula



wherein L is any desired group suitable for imparting solubility.

[0043] L is preferably a group of formula

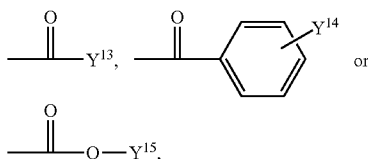


wherein Y¹, Y² and Y³ are independently of each other C₁-C₆alkyl,

[0044] Y⁴ and Y⁸ are independently of each other C₁-C₆alkyl, C₁-C₆alkyl interrupted by oxygen, sulfur or N(Y¹²)₂, or unsubstituted or C₁-C₆alkyl-, C₁-C₆alkoxy-, halo-, cyano- or nitro-substituted phenyl or biphenyl,

[0045] Y⁵, Y⁶ and Y⁷ are independently of each other hydrogen or C₁-C₆alkyl,

[0046] Y⁹ is hydrogen, C₁-C₆alkyl or a group of formula



[0047] Y¹⁰ and Y¹¹ are each independently of the other hydrogen, C₁-C₆alkyl, C₁-C₆alkoxy, halogen, cyano, nitro, N(Y¹²)₂, or unsubstituted or halo-, cyano-, nitro-, C₁-C₆alkyl- or C₁-C₆alkoxy-substituted phenyl,

[0048] Y¹² and Y¹³ are C₁-C₆alkyl, Y¹⁴ is hydrogen or C₁-C₆alkyl, and Y¹⁵ is hydrogen, C₁-C₆alkyl, or unsubstituted or C₁-C₆alkyl-substituted phenyl,

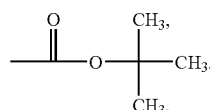
[0049] Q is p,q-C₂-C₆alkylene unsubstituted or mono- or poly-substituted by C₁-C₆alkoxy,

[0050] C₁-C₆alkylthio or C₂-C₁₂dialkylamino, wherein p and q are different position numbers,

[0051] X is a hetero atom selected from the group consisting of nitrogen, oxygen and sulfur, m being the number 0 when X is oxygen or sulfur and m being the number 1 when X is nitrogen, and

[0052] L¹ and L² are independently of each other unsubstituted or mono- or poly-C₁-C₁₂alkoxy-, —C₁-C₁₂alkylthio-, —C₂-C₂₄dialkylamino-, —C₆-C₁₂aryloxy-, —C₆-C₁₂arylthio-, —C₇-C₂₄alkylarylamino- or —C₁₂-C₂₄diarylamino-substituted C₁-C₆alkyl or [(p',q'-C₂-C₆alkylene)-Z-]_n-C₁-C₆alkyl, n' being a number from 1 to 1000, p' and q' being different position numbers, each Z independently of any others being a hetero atom oxygen, sulfur or C₁-C₁₂alkyl-substituted nitrogen, and it being possible for C₂-C₆alkylene in the repeating [—C₂-C₆alkylene-Z-] units to be the same or different,

[0053] and L₁ and L₂ may be saturated or unsaturated from one to ten times, may be uninterrupted or interrupted at any location by from 1 to 10 groups selected from the group consisting of —(C=O)— and —C₆H₄—, and may carry no further substituents or from 1 to 10 further substituents selected from the group consisting of halogen, cyano and nitro. Most preferred L is a group of formula



[0054] The polymers of the present invention can be used as charge-transport, semiconducting, el. conducting, photoconductive, light emitting material, surface-modifying material, electrode materials in batteries, alignment layers, or in OFETs, ICs, TFTs, displays, RFID tags, electro- or photoluminescent devices, backlights of displays, photovoltaic or sensor devices, charge injection layers, Schottky diodes, memory devices (e.g. FeFET), planarising layers, antistatics, conductive substrates or patterns, photoconductors, or electrophotographic applications (recording).

[0055] The polymers of the present invention can comprise one, or more (different) repeating units of formula I, such as, for example, repeating units of formula Ia and Id.

[0056] The repeating unit of formula I can have an asymmetric structure, but has preferably a symmetric structure: a=d; b=e; c=f; Ar¹=Ar¹; Ar²=Ar²; Ar³=Ar³; Ar⁴=Ar⁴.

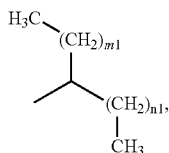
[0057] R¹ and R² may be the same or different and are preferably selected from hydrogen, a C₁-C₂₅alkyl group, which can optionally be interrupted by one or more oxygen atoms, a C₁-C₂₅perfluoroalkyl group, an allyl group, which can be substituted one to three times with C₁-C₄alkyl; a cycloalkyl group, which can be substituted one to three times with C₁-C₈alkyl, C₁-C₈thioalkoxy, or C₁-C₈alkoxy, or a cycloalkyl group, which can be condensed one or two times by phenyl, which can be substituted one to three times with C₁-C₄-alkyl, halogen, nitro or cyano, an alkenyl group, a cycloalkenyl group, an alkynyl group, a haloalkyl group, a haloalkenyl group, a haloalkynyl group, a ketone or aldehyde group, an ester group, a carbamoyl group, a ketone group, a silyl group, a siloxanyl group, Ar¹⁰ or —CR⁵R⁶—(CH₂)_g—Ar¹⁰, wherein

[0058] R⁵ and R⁶ independently from each other stand for hydrogen, fluorine, cyano or C₁-C₄alkyl, which can be substituted by fluorine, chlorine or bromine, or phenyl, which can be substituted one to three times with C₁-C₄alkyl,

[0059] R¹ and R² are more preferably selected from C₁-C₂₅alkyl, which can optionally be interrupted by one or more oxygen atoms, C₅-C₁₂-cycloalkyl, especially cyclohexyl, which can be substituted one to three times with C₁-C₈alkyl and/or C₁-C₈alkoxy, or C₅-C₁₂cycloalkyl, especially cyclohexyl, which can be condensed one or two times by phenyl, which can be substituted one to three times with C₁-C₄alkyl, halogen, nitro or cyano, phenyl or 1- or 2-naph-

thyl which can be substituted one to three times with C_1 - C_8 alkyl and/or C_1 - C_8 alkoxy, or $-CR^5R^6-(CH_2)_g-Ar^{10}$ wherein R^3 and R^4 stand for hydrogen, Ar^{10} stands for phenyl or 1- or 2-naphthyl, which can be substituted one to three times with C_1 - C_8 alkyl and/or C_1 - C_8 alkoxy, and g stands for 0 or 1. An alkyl group which is interrupted one or more times by $-O-$ is understood to be a straight-chain or branched C_2 - C_{25} alkyl radical, which may be interrupted one or more times by $-O-$, for example one, two or three times by $-O-$, resulting in structural units such as, for example, $-(CH_2)_2OCH_3$, $-(CH_2CH_2O)_2CH_2CH_3$, $-CH_2-O-CH_3$, $-CH_2CH_2-O-CH_2CH_3$, $-CH_2CH_2CH_2-O-CH(CH_3)_2$, $-[CH_2CH_2O]_{Y1}-CH_3$ wherein $Y1=1-10$, $-CH_2-CH(CH_3)-O-CH_2-CH_2CH_3$ and $-CH_2-CH(CH_3)-O-CH_2-CH_3$.

[0060] Most preferred R^1 and R^2 are a C_1 - C_{25} alkyl group, especially a C_4 - C_{25} alkyl group, such as n-butyl, sec.-butyl, isobutyl, tert.-butyl, n-pentyl, 2-pentyl, 3-pentyl, 2,2-dimethylpropyl, n-hexyl, n-heptyl, n-octyl, 1,1,3,3-tetramethylbutyl and 2-ethylhexyl, n-nonyl, n-decyl, n-undecyl, n-dodecyl, tridecyl, tetradecyl, pentadecyl, hexadecyl, 2-hexyldecyl, heptadecyl, octadecyl, eicosyl, heneicosyl, docosyl, tetracosyl or pentacosyl, wherein advantageous groups can be represented by formula



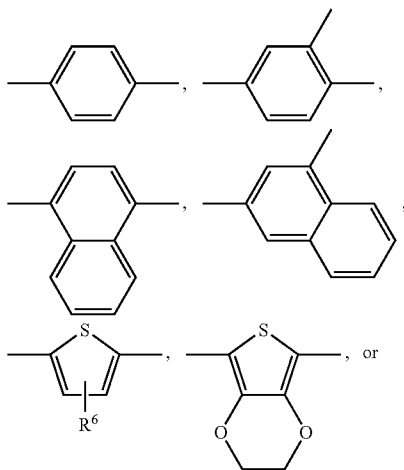
wherein $m1=n1+4$ and $m1+n1 \leq 22$.

[0061] Chiral side chains, such as R^1 and R^2 , can either be homochiral, or racemic, which can influence the morphology of the polymers.

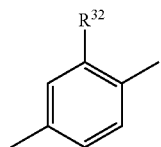
[0062] The present invention does not comprise polymers of formula I, wherein

[0063] R^1 and R^2 are independently of each other a C_1 - C_{25} alkyl group, especially a C_4 - C_{12} alkyl group, which can be interrupted by one or more oxygen atoms,

[0064] Ar^1 and Ar^1 are a group of formula



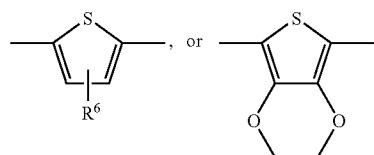
-continued



wherein R^6 is hydrogen, C_1 - C_{18} alkyl, or C_1 - C_{18} alkoxy, and R^{32} is methyl, Cl, or OMe,

[0065] $a=b=c=f=0$; $d=e=1$;

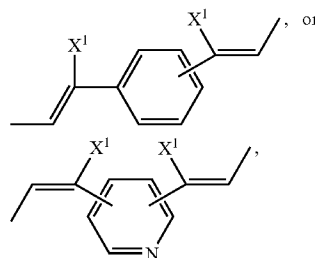
[0066] Ar^2 is selected from



wherein

[0067] R^6 is hydrogen, C_1 - C_{18} alkyl, or C_1 - C_{18} alkoxy, and

[0068] Ar^3 is selected from

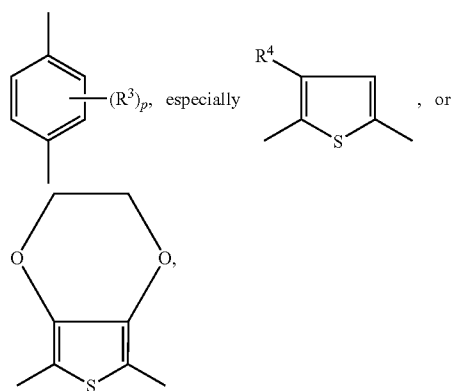


(VIb)

wherein

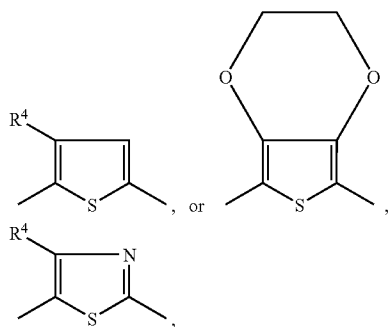
[0069] X^1 is a hydrogen atom, or a cyano group.

[0070] Ar^1 and Ar^1 can be different, but are preferably the same and are a group of formula



and

[0071] $Ar^2, Ar^2', Ar^3, Ar^3', Ar^4$ and Ar^4' are independently of each other a group of formula



wherein

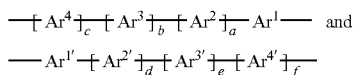
[0072] p stands for 0, 1, or 2, R^3 may be the same or different within one group and is selected from C_1 - C_{25} alkyl, which may optionally be substituted by E and/or interrupted by D , or C_1 - C_{18} alkoxy, which may optionally be substituted by E and/or interrupted by D ; R^4 is C_6 - C_{25} alkyl, which may optionally be substituted by E and/or interrupted by D , C_6 - C_{14} aryl, such as phenyl, naphthyl, or biphenyl, which may optionally be substituted by G , C_1 - C_{25} alkoxy, which may optionally be substituted by E and/or interrupted by D , or C_7 - C_{15} aralkyl, wherein ar may optionally be substituted by G ,

[0073] D is $-CO-$, $-COO-$, $-S-$, $-SO-$, $-SO_2-$, $-O-$, $-NR^{25}-$, wherein R^{25} is C_1 - C_{12} alkyl, such as methyl, ethyl, n-propyl, iso-propyl, n-butyl, isobutyl, or sec-butyl;

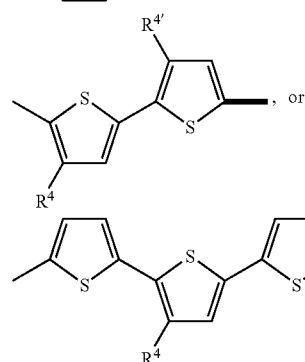
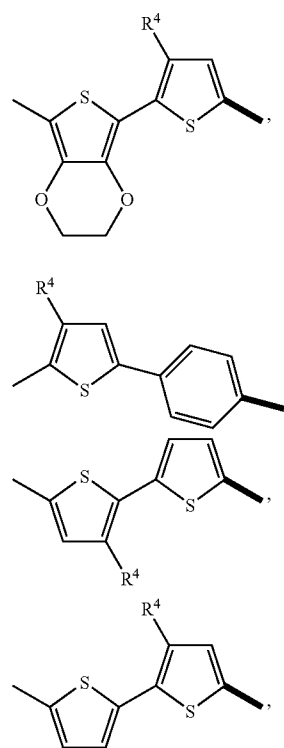
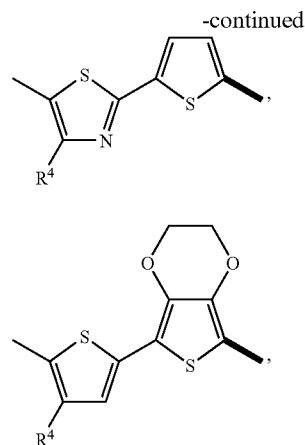
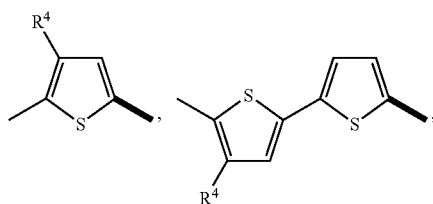
[0074] E is $-OR^{29}$; $-SR^{29}$; $-NR^{25}R^{25}$; $-COR^{28}$; $-COOR^{27}$; $-CONR^{25}R^{25}$; or $-CN$; wherein R^{25} , R^{27} , R^{28} and R^{29} are independently of each other C_1 - C_{12} alkyl, such as methyl, ethyl, n-propyl, iso-propyl, n-butyl, isobutyl, sec-butyl, hexyl, octyl, or 2-ethyl-hexyl, or C_6 - C_{14} aryl, such as phenyl, naphthyl, or biphenyl,

[0075] G has the same preferences as E , or is C_1 - C_{18} alkyl, especially C_1 - C_{12} alkyl, such as methyl, ethyl, n-propyl, iso-propyl, n-butyl, isobutyl, sec-butyl, hexyl, octyl, or 2-ethyl-hexyl.

[0076] The units

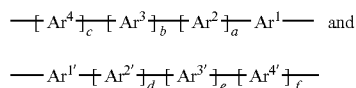


may be different, but are preferably the same and are a group of formula

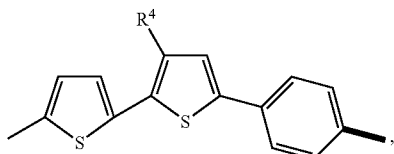


— indicates the bond to the diketopyrrolopyrrole skeleton, and R^4 is as defined above and R^4 has the meaning of R^4 .

[0077] In another preferred embodiment of the present invention the units

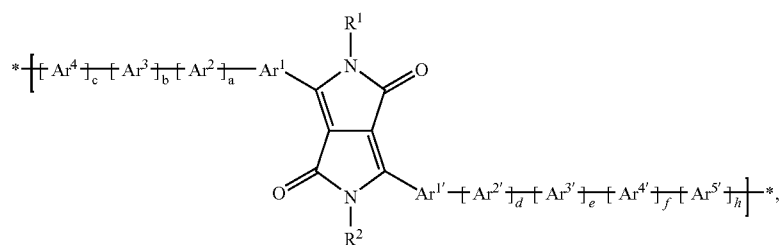


may be different, but are preferably the same and are a group of formula



wherein R⁴ is C₆-C₂₅alkyl, which may optionally be interrupted by one or more oxygen atoms.

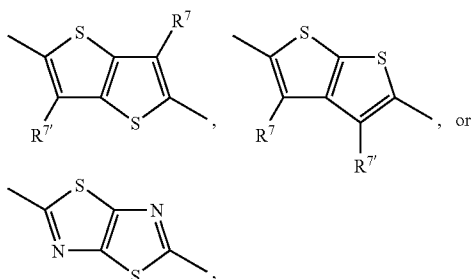
[0078] In another preferred embodiment of the present invention the polymer comprises repeating units of the formula



(II)

wherein a, b, c, d, e, f, R¹, R², Ar¹, Ar^{1'}, Ar², Ar^{2'}, Ar³, Ar^{3'}, Ar⁴ and Ar^{4'} are as defined above, h is 1, and

[0079] Ar⁵ is a group of formula



wherein R⁷ and R^{7'} are as defined above; or

[0080] the polymer has the structure of formula



wherein the First "Repeating Unit" is a repeating unit of formula I,

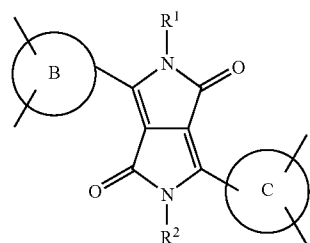
[0081] the "Branching Unit" is a unit having more than two linkage sites, and

[0082] q and t are integers, wherein q/t is the ratio of the repeating unit of formula I to the "Branching Unit".

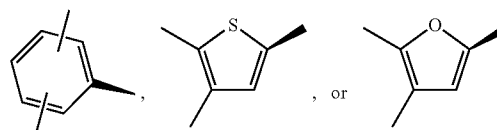
[0083] The repeating unit of formula II has advantageously a symmetric structure: a=d; b=e; c=f; Ar¹=Ar^{1'}; Ar²=Ar^{2'}; Ar³=Ar^{3'}; Ar⁴=Ar^{4'}.

[0084] The "Branching Unit" is a unit having more than two linkage sites. Examples of branching units are, for example, described in Dendrimers and Other Dendritic Polymers, D. A. Tomalia, J. M. J. Frechet (Eds), John Wiley & Sons, Ltd. 2002; Star and Hyperbranched Polymers, M. K. Mishra and S. Kobayashi (Eds), Marcel Dekker 2000.

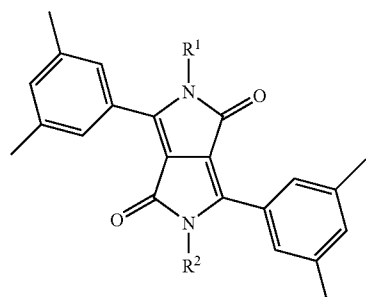
[0085] Examples of especially suitable "Branching" Units are shown below:



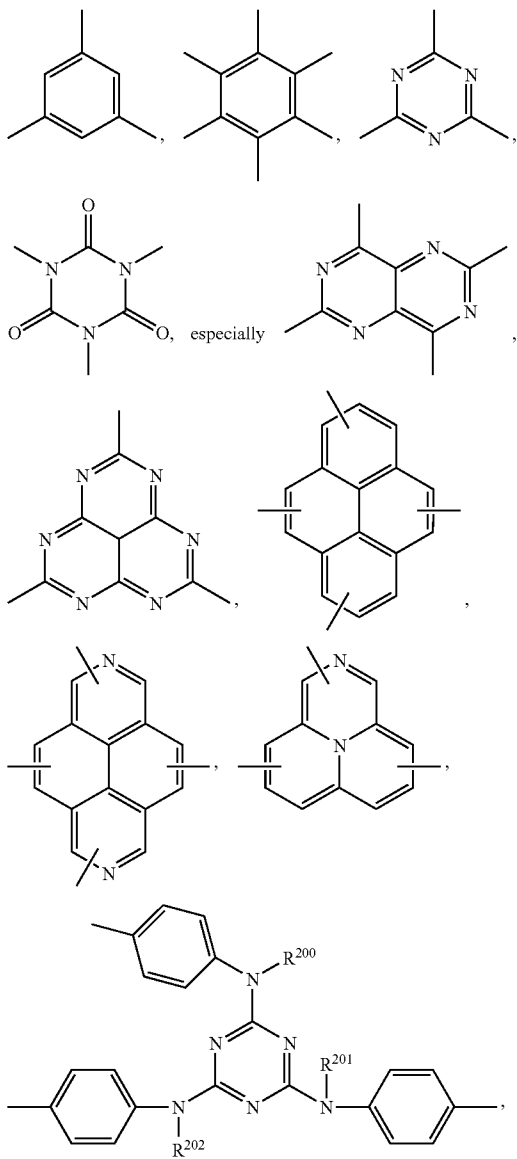
wherein B and C are independently of each other an optionally condensed aromatic, or heteroaromatic ring, such as



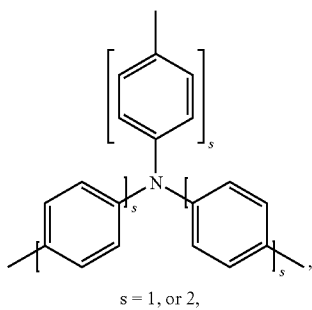
↗ is the bonding to the DPP backbone,



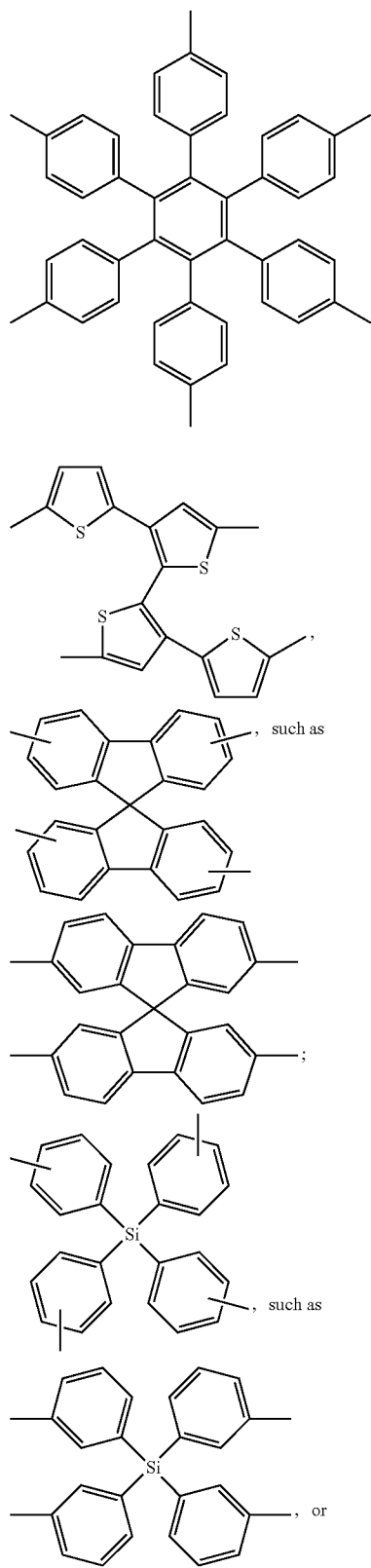
-continued



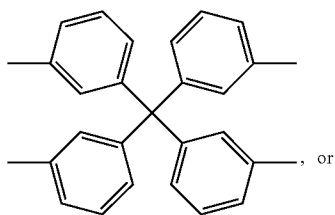
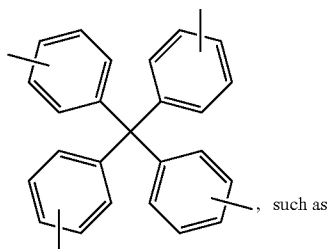
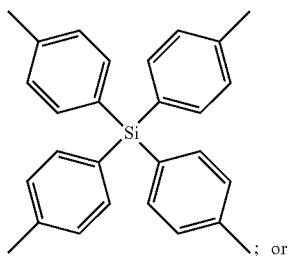
wherein R^{200} , R^{201} and R^{202} are independently of each other H, or C_1 - C_{25} alkyl,



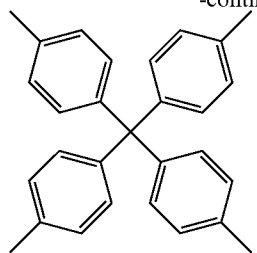
-continued



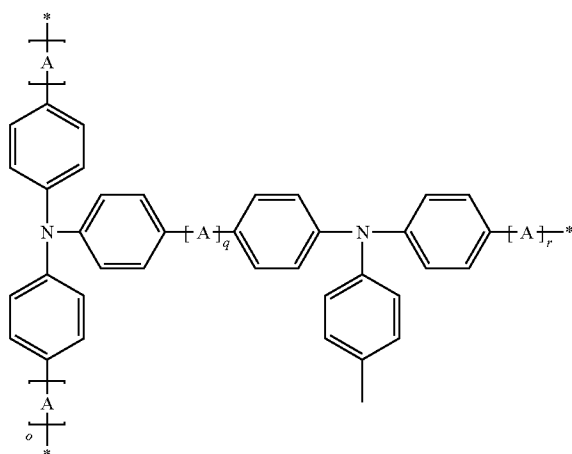
-continued



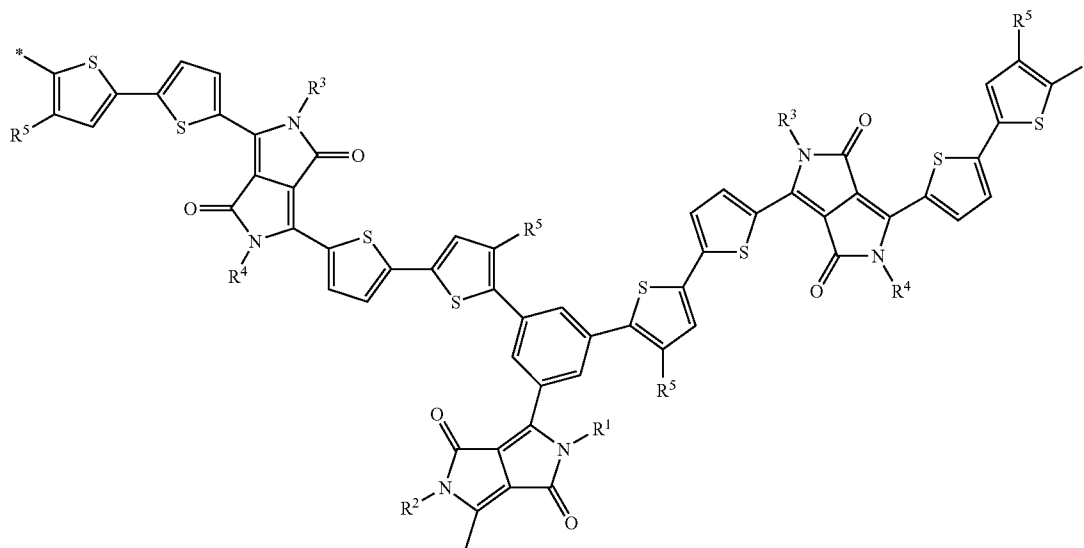
-continued

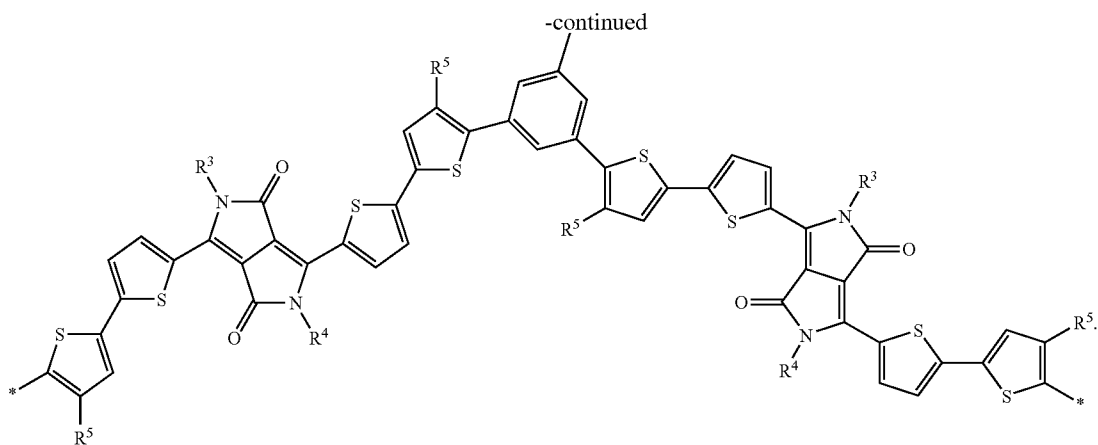


The use of a multi-functional unit (“Branching Unit”) results in branched polymeric materials, as illustrated below (for exemplary purposes only) for two multi-functional units:

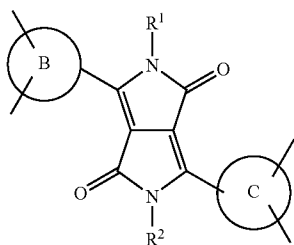


(A is a repeating unit of formula I, o, q, r and t are 0 to 500), or



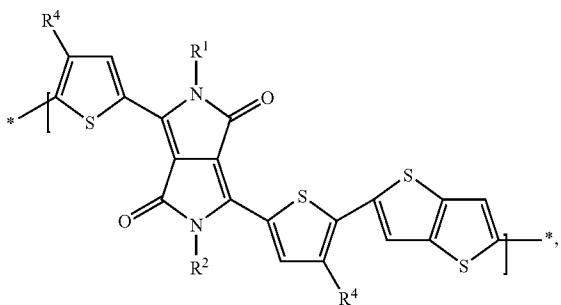
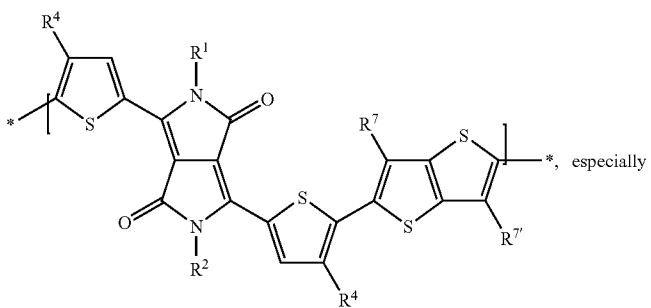


[0086] The “Branching Unit” of formula

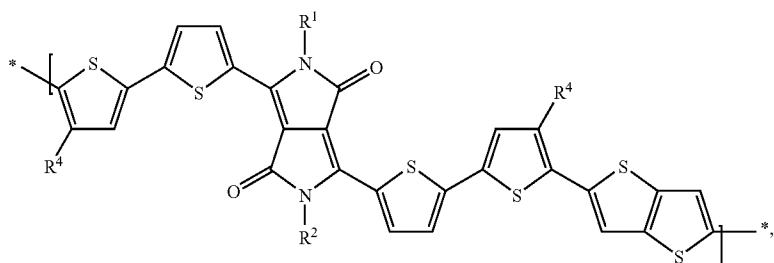
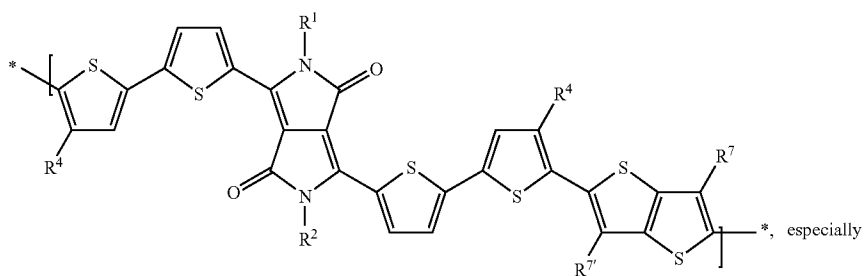
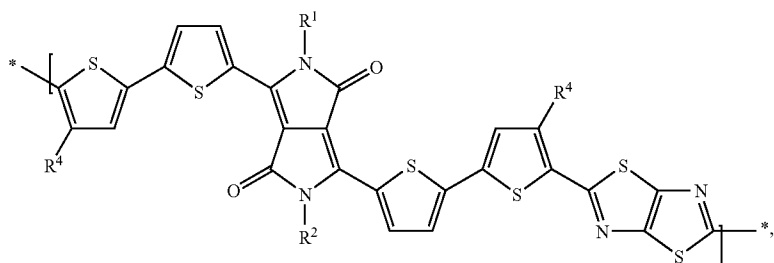
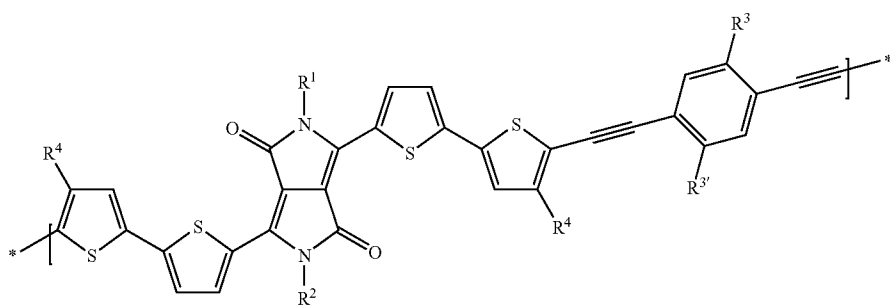
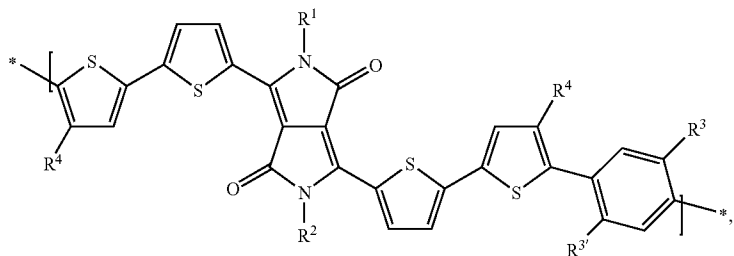


and polymers derived therefrom are new and form further aspects of the present invention.

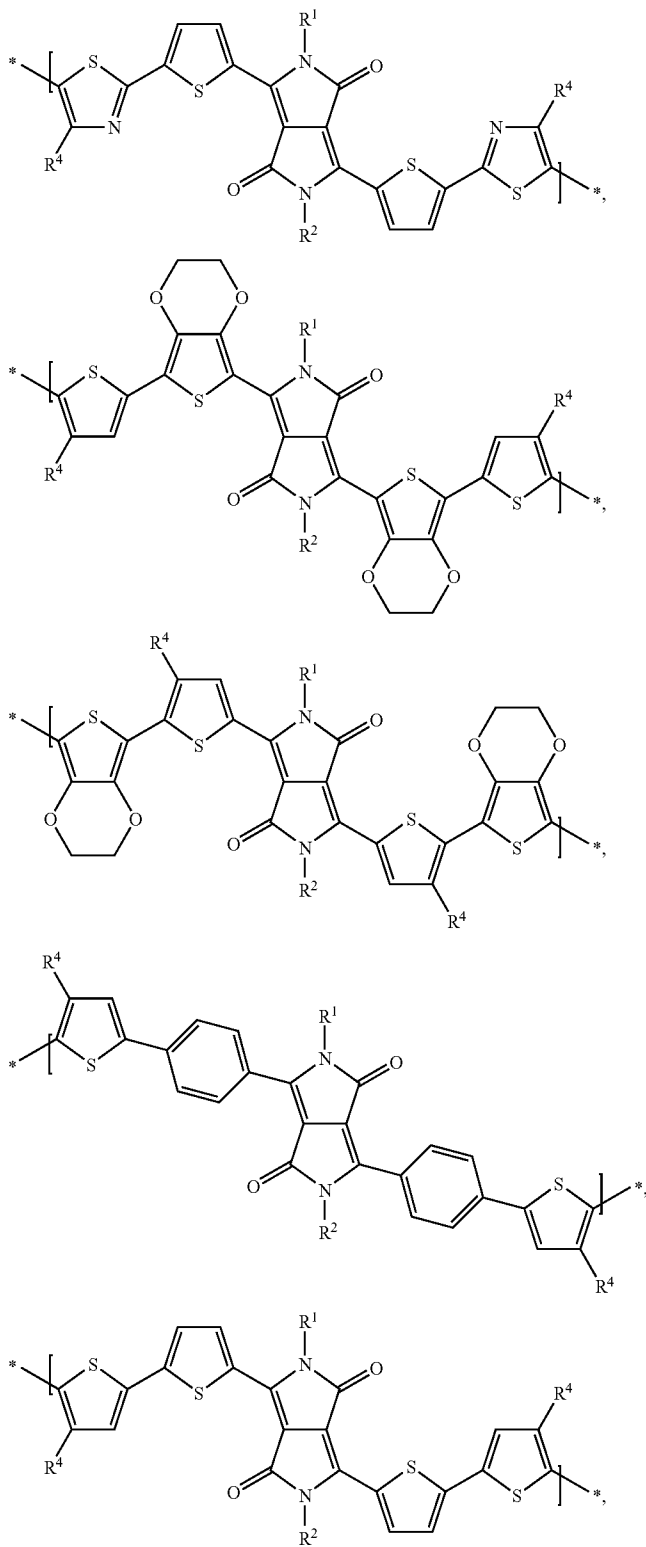
[0087] In another preferred embodiment of the present invention the polymers comprise repeating units of the formula



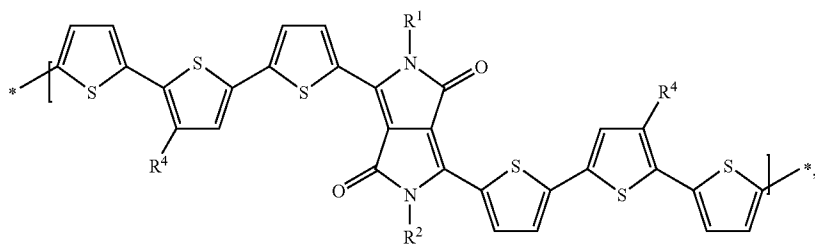
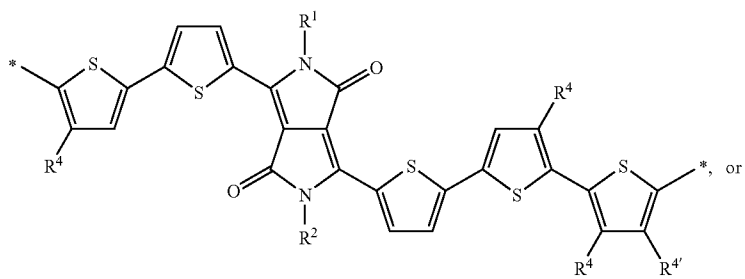
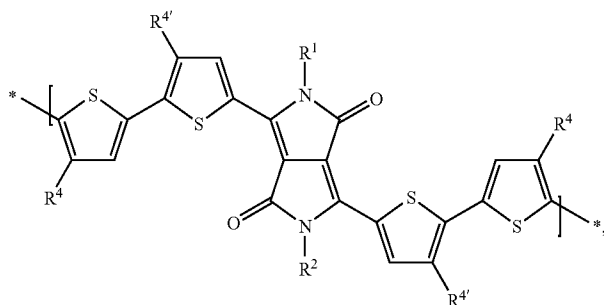
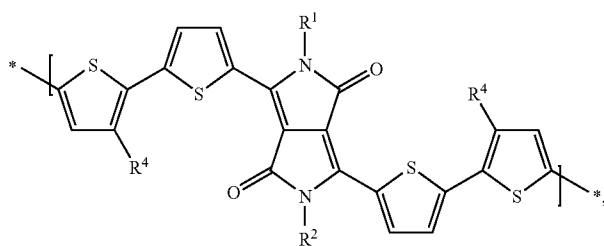
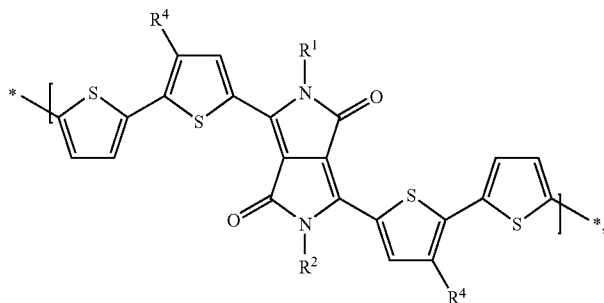
-continued



-continued



-continued



wherein

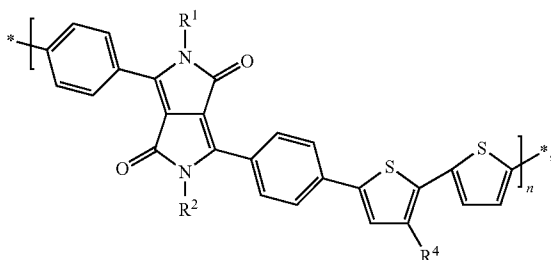
[0088] R¹ and R^{2'} are independently from each other C₁-C₂₅alkyl, and

[0089] R³ and R^{3'} are independently from each other C₆-C₂₅alkyl, which may optionally be interrupted by one or more oxygen atoms,

[0090] R⁴ and R^{4'} are independently from each other C₆-C₂₅alkyl, which may optionally be interrupted by one or more oxygen atoms, and

[0091] R⁷ and R^{7'} are independently from each other C₆-C₂₅alkyl, which may optionally be interrupted by one or more oxygen atoms.

[0092] In another preferred embodiment of the present invention the polymer is a polymer of the formula



wherein

[0093] R¹ and R² are independently from each other H, or C₁-C₂₅alkyl, and

[0094] R⁴ is C₆-C₂₅alkyl, which may optionally be interrupted by one or more oxygen atoms.

[0095] In one embodiment, the polymers according to the invention consist only of one or more type of repeating units of formula I. In a preferred embodiment, the polymers according to the invention consist of precisely one type of repeating unit of formula I (homopolymers).

[0096] According to the present invention the term “polymer” comprises polymers as well as oligomers, wherein a polymer is a molecule of high relative molecular mass, the structure of which essentially comprises the repetition of units derived, actually or conceptually, from molecules of low relative molecular mass and an oligomer is a molecule of intermediate molecular mass, the structure of which essentially comprises a small plurality of units derived, actually or conceptually, from molecules of lower relative molecular mass. A molecule is regarded as having a high relative molecular mass if it has properties which do not vary significantly with the removal of one or a few of the units. A molecule is regarded as having an intermediate molecular mass if it has properties which do vary significantly with the removal of one or a few of the units.

[0097] According to the present invention a homopolymer is a polymer derived from one species of (real, implicit, or hypothetical) monomer. Many polymers are made by the mutual reaction of complementary monomers. These monomers can readily be visualized as reacting to give an “implicit monomer”, the homopolymerisation of which would give the actual product, which can be regarded as a homopolymer. Some polymers are obtained by chemical modification of other polymers, such that the structure of the macromolecules that constitute the resulting polymer can be thought of having been formed by the homopolymerisation of a hypothetical monomer.

[0098] Accordingly a copolymer is a polymer derived from more than one species of monomer, e.g. bipolymer, terpolymer, quaterpolymer, etc.


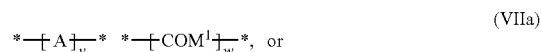
[0099] The oligomers of this invention have a weight average molecular weight of <2,000 Daltons. The polymers of this invention preferably have a weight average molecular weight of 2,000 Daltons or greater, especially 2,000 to 2,000,000 Daltons, more preferably 10,000 to 1,000,000 and most preferably 10,000 to 750,000 Daltons. Molecular weights are determined according to gel permeation chromatography using polystyrene standards.

[0100] In a preferred embodiment the polymers of the present invention are homopolymers, comprising repeating units of the formula I, which can be represented by the formula

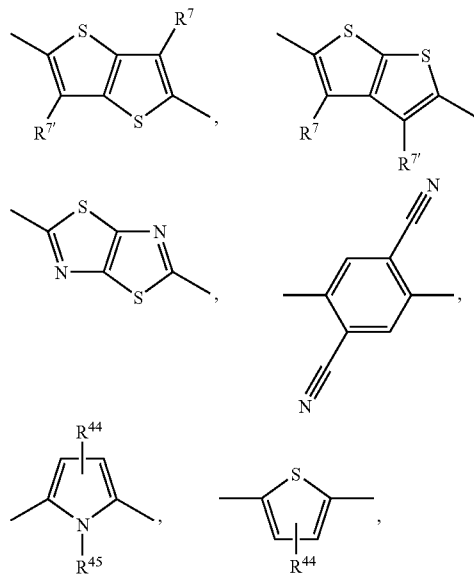


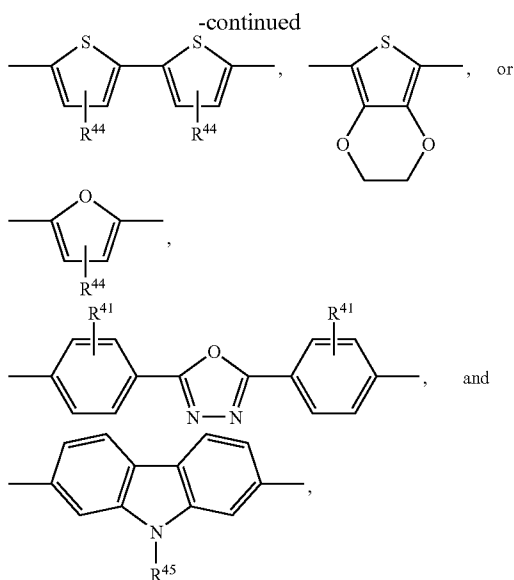
wherein A is a repeating unit of formula I. In said aspect the polymer comprises preferably one of the repeating units of formula Ia to Ii, wherein repeating units of the formula Ie, Id, Ih and Ii are especially preferred.

[0101] Copolymers of formula VII, involving repeating units of formula I and COM¹ or COM² (v=0.995 to 0.005, w=0.005 to 0.995), can also be obtained by coupling reactions, such as nickel coupling reactions:



wherein A is as defined above and —COM¹— is selected from repeating units of formula:

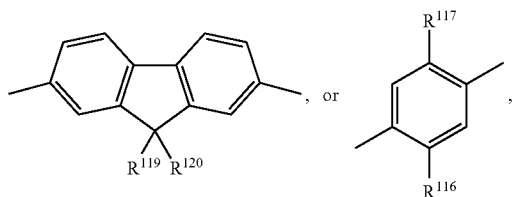




wherein R^7 and $R^{7'}$ are as defined above,

[0102] R^{44} and R^{41} are hydrogen, C_1 - C_{18} alkyl, or C_1 - C_{18} alkoxy, and

[0103] R^{45} is H, C_1 - C_{18} alkyl, or C_1 - C_{18} alkyl which is substituted by E and/or interrupted by D, especially C_1 - C_{18} alkyl which is interrupted by $-O-$, wherein D and E are as defined above, and $-COM^2-$ is a group of formula



wherein

[0104] R^{116} and R^{117} are independently of each other H, C_1 - C_{18} alkyl, which can optionally be interrupted by O, or C_1 - C_{18} alkoxy, which can optionally be interrupted by O,

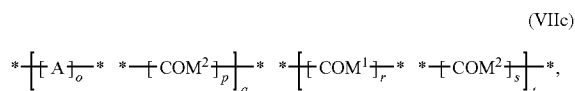
[0105] R^{119} and R^{120} are independently of each other H, C_1 - C_{18} alkyl, which can optionally be interrupted by O, or

[0106] R^{119} and R^{120} together form a group of formula $=CR^{100}R^{101}$, wherein

[0107] R^{100} and R^{101} are independently of each other H, C_1 - C_{18} alkyl, or

[0108] R^{119} and R^{120} together form a five or six membered ring, which optionally can be substituted by C_1 - C_{18} alkyl.

[0109] In said embodiment the polymer is a polymer of formula



wherein

[0110] A, COM^1 and COM^2 are as defined above,

[0111] o is 1,

[0112] p is 0, or 1,

[0113] q is 0.005 to 1,

[0114] r is 0, or 1,

[0115] s is 0, or 1, wherein e is not 1, if d is 0,

[0116] t is 0.995 to 0, wherein the sum of c and f is 1.

[0117] Homopolymers of formula VII are, for example, obtained by nickel coupling reactions, especially the Yamamoto reaction:



wherein A is a repeating unit of formula I.

[0118] Polymerization processes involving only dihalo-functional reactants may be carried out using nickel coupling reactions. One such coupling reaction was described by Colon et al. in J. Pol. Sci., Part A, Polymer Chemistry Edition 28 (1990) 367, and by Colon et al. in J. Org. Chem. 51 (1986) 2627. The reaction is typically conducted in a polar aprotic solvent (e.g., dimethylacetamide) with a catalytic amount of nickel salt, a substantial amount of triphenylphosphine and a large excess of zinc dust. A variant of this process is described by Ioyda et al. in Bull. Chem. Soc. Jpn, 63 (1990) 80 wherein an organo-soluble iodide was used as an accelerator.

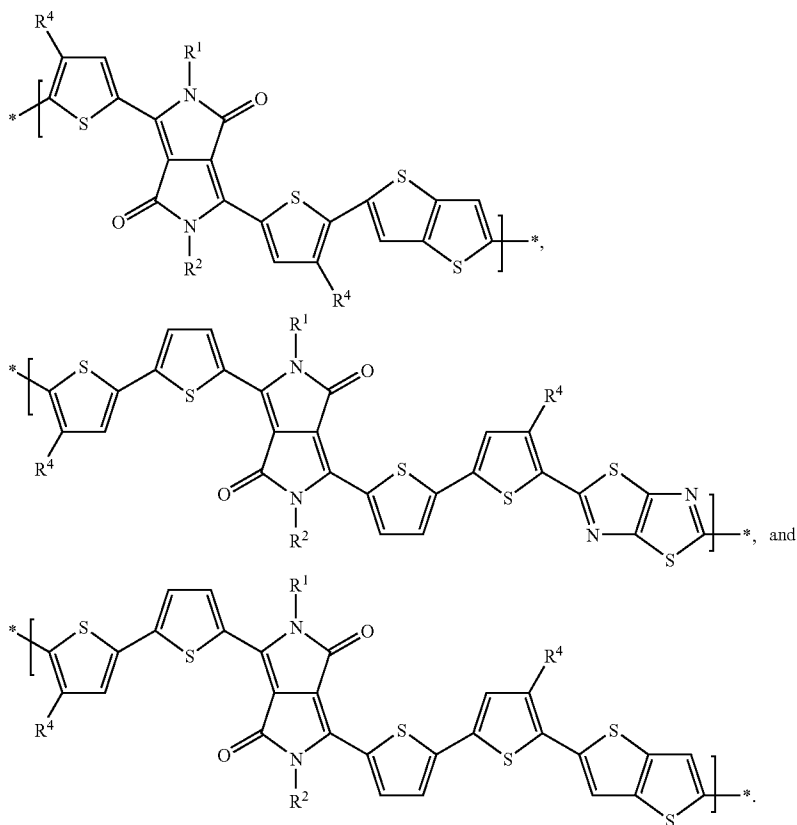
[0119] Another nickel-coupling reaction was disclosed by Yamamoto in Progress in Polymer Science 17 (1992) 1153 wherein a mixture of dihaloaromatic compounds were treated with an excess amount of nickel (1,5-cyclooctadiene) complex in an inert solvent. All nickel-coupling reactions when applied to reactant mixtures of two or more aromatic dihalides yield essentially random copolymers. Such polymerization reactions may be terminated by the addition of small amounts of water to the polymerization reaction mixture, which will replace the terminal halogen groups with hydrogen groups. Alternatively, a monofunctional aryl halide may be used as a chain-terminator in such reactions, which will result in the formation of a terminal aryl group.

[0120] Nickel-coupling polymerizations yield essentially homopolymers or random copolymers comprising DPP group-containing units and units derived from other co-monomers.

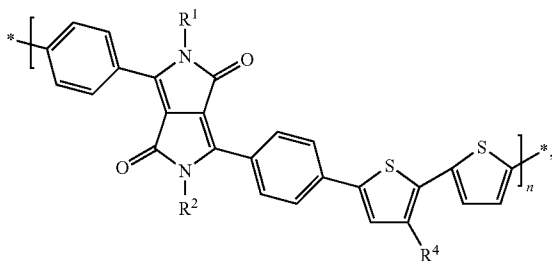
[0121] Homopolymers of formula VIId, or VIIe can be obtained, for example, by the Suzuki reaction:



wherein A, COM^1 and COM^2 are as defined above. Examples of preferred homopolymers of formula VIId, or VIIe are shown below:



[0122] Another example of a homopolymer of formula VIId is the polymer of the formula



wherein

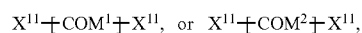
[0123] R¹ and R² are independently from each other H, or C₁-C₂₅alkyl, and

[0124] R⁴ is C₆-C₂₅alkyl, which may optionally be interrupted by one or more oxygen atoms.

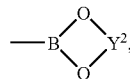
[0125] The condensation reaction of an aromatic boronate and a halogenide, especially a bromide, commonly referred to as the "Suzuki reaction", is tolerant of the presence of a variety of organic functional groups as reported by N. Miyaura and A. Suzuki in Chemical Reviews, Vol. 95, pp. 457-2483 (1995). Preferred catalysts are 2-dicyclohexylphosphino-2',6'-di-alkoxybiphenyl/palladium(II)acetates. An especially preferred catalyst is 2-dicyclohexylphosphino-

2',6'-di-methoxybiphenyl (sPhos)/palladium(II)acetate. This reaction can be applied to preparing high molecular weight polymers and copolymers.

[0126] To prepare polymers corresponding to formula VIId, or VIIe a dihalogenide, such as a dibromide or dichloride, especially a dibromide corresponding to formula Br-A-Br is reacted with an equimolar amount of a diboronic acid or diboronate corresponding to formula



wherein X¹¹ is independently in each occurrence —B(OH)₂, —B(OY¹)₂ or



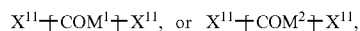
wherein Y¹ is independently in each occurrence a C₁-C₁₀alkyl group and Y² is independently in each occurrence a C₂-C₁₀alkylene group, such as —CY³Y⁴—CY⁵Y⁶—, or —CY⁷Y⁸—CY⁹Y¹⁰—CY¹¹Y¹²—, wherein Y³, Y⁴, Y⁵, Y⁶, Y⁷, Y⁸, Y⁹, Y¹⁰, Y¹¹ and Y¹² are independently of each other hydrogen, or a C₁-C₁₀alkyl group, especially —C(CH₃)₂C(CH₃)₂—, or —C(CH₃)₂CH₂C(CH₃)₂—, under the catalytic action of Pd and triphenylphosphine. The reaction is typically conducted at about 70° C. to 180° C. in an aromatic hydrocarbon solvent such as toluene. Other solvents such as dim-

ethylformamide and tetrahydrofuran can also be used alone, or in mixtures with an aromatic hydrocarbon. An aqueous base, preferably sodium carbonate or bicarbonate, is used as the HBr scavenger. Depending on the reactivities of the reactants, a polymerization reaction may take 2 to 100 hours. Organic bases, such as, for example, tetraalkylammonium hydroxide, and phase transfer catalysts, such as, for example TBAB, can promote the activity of the boron (see, for example, Leadbeater & Marco; *Angew. Chem. Int. Ed. Engl.* 42 (2003) 1407 and references cited therein). Other variations of reaction conditions are given by T. I. Wallow and B. M. Novak in *J. Org. Chem.* 59 (1994) 5034-5037; and M. Remmers, M. Schulze, and G. Wegner in *Macromol. Rapid Commun.* 17 (1996) 239-252.

[0127] If desired, a monofunctional aryl halide or aryl boronate may be used as a chain-terminator in such reactions, which will result in the formation of a terminal aryl group.

[0128] It is possible to control the sequencing of the monomeric units in the resulting copolymer by controlling the order and composition of monomer feeds in the Suzuki reaction.

[0129] The polymers of the present invention can also be synthesized by the Stille coupling (see, for example, Babudri et al, *J. Mater. Chem.*, 2004, 14, 11-34; J. K. Stille, *Angew. Chemie Int. Ed. Engl.* 1986, 25, 508). To prepare polymers corresponding to formula VIIc, or VIIe a dihalogenide, such as a dibromide or dichloride, especially a dibromide corresponding to formula Br-A-Br is reacted with a compound of formula



wherein X^{11} is a group $-\text{SnR}^{207}\text{R}^{208}\text{R}^{209}$, in an inert solvent at a temperature in range from 0°C . to 200°C . in the presence of a palladium-containing catalyst. It must be ensured here that the totality of all monomers used has a highly balanced ratio of organotin functions to halogen functions. In addition, it may prove advantageous to remove any excess reactive

groups at the end of the reaction by end-capping with monofunctional reagents. In order to carry out the process, the tin compounds and the halogen compounds are preferably introduced into one or more inert organic solvents and stirred at a temperature of from 0 to 200°C ., preferably from 30 to 170°C . for a period of from 1 hour to 200 hours, preferably from 5 hours to 150 hours. The crude product can be purified by methods known to the person skilled in the art and appropriate for the respective polymer, for example repeated re-precipitation or even by dialysis.

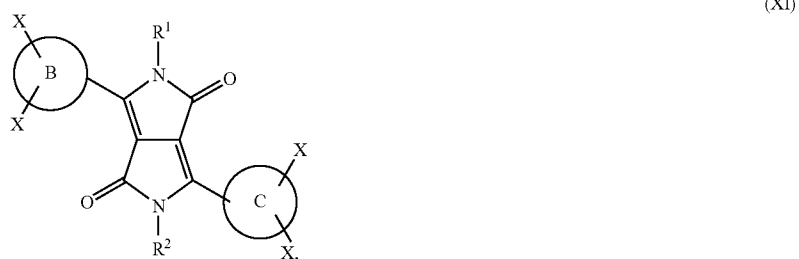
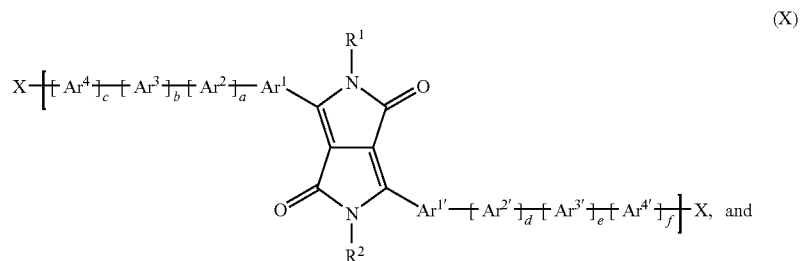
[0130] Suitable organic solvents for the process described are, for example, ethers, for example diethyl ether, dimethoxyethane, diethylene glycol dimethyl ether, tetrahydrofuran, dioxane, dioxolane, diisopropyl ether and tert-butyl methyl ether, hydrocarbons, for example hexane, isohexane, heptane, cyclohexane, benzene, toluene and xylene, alcohols, for example methanol, ethanol, 1-propanol, 2-propanol, ethylene glycol, 1-butanol, 2-butanol and tert-butanol, ketones, for example acetone, ethyl methyl ketone and isobutyl methyl ketone, amides, for example dimethylformamide (DMF), dimethylacetamide and N-methylpyrrolidone, nitriles, for example acetonitrile, propionitrile and butyronitrile, and mixtures thereof.

[0131] The palladium and phosphine components should be selected analogously to the description for the Suzuki variant.

[0132] Alternatively, the polymers of the present invention can also be synthesized by the Negishi reaction using zinc reagents ($A-(\text{ZnX}^{12})_2$, wherein X^{12} is halogen) and halides or triflates ($\text{COM}^1-(X^{11})_2$, wherein X^{11} is halogen or triflate). Reference is, for example, made to E. Negishi et al., *Heterocycles* 18 (1982) 117-22.

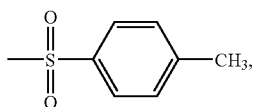
[0133] In addition, halogen derivatives of the DPPs can be polymerized oxidatively (for example using FeCl_3 , see, inter alia, P. Kovacic et al., *Chem. Ber.* 87 (1987) 357 to 379; M. Wenda et al., *Macromolecules* 25 (1992) 5125) or electrochemically (see, inter alia, N. Saito et al., *Polym. Bull.* 30 (1993) 285).

[0134] The monomers of the formula



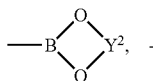
are new and form a further aspect of the present invention, wherein B and C are independently of each other an optionally condensed aromatic, or heteroaromatic ring,

[0135] a, b, c, d, e, f, Ar¹, Ar^{1'}, Ar², Ar^{2'}, Ar³, Ar^{3'}, Ar⁴ and Ar^{4'} are as defined in claim 1 and X is ZnX¹², —SnR²⁰⁷R²⁰⁸R²⁰⁹, wherein R²⁰⁷, R²⁰⁸ and R²⁰⁹ are identical or different and are H or C₁-C₆alkyl, wherein two radicals optionally form a common ring and these radicals are optionally branched or unbranched and X¹² is a halogen atom, very especially I, or Br; or —OS(O)₂CF₃, —OS(O)₂-aryl, especially

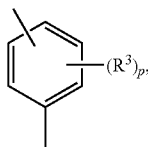


—OS(O)₂CH₃, —B(OH)₂, —B(OY¹)₂,

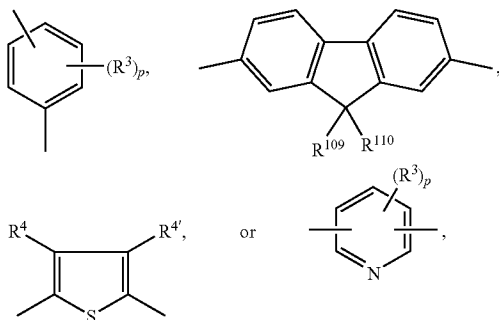
[0136]



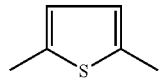
BF₄Na, or —BF₄K, wherein Y¹ is independently in each occurrence a C₁-C₁₀alkyl group and Y² is independently in each occurrence a C₂-C₁₀alkylene group, such as —CY³Y⁴—CY⁵Y⁶—, or —CY⁷Y⁸—CY⁹Y¹⁰—CY¹¹Y¹²—, wherein Y³, Y⁴, Y⁵, Y⁶, Y⁷, Y⁸, Y⁹, Y¹⁰, Y¹¹ and Y¹² are independently of each other hydrogen, or a C₁-C₁₀alkyl group, especially —C(CH₃)₂C(CH₃)₂—, or —C(CH₃)₂CH₂C(CH₃)₂— with the proviso that, if Ar¹ and Ar^{1'} are a group of formula



a and d are not 0 and Ar² and Ar^{2'} are different from a group of formula



with the further proviso that, if Ar¹ and Ar^{1'} are a group of formula



a and d are not 0.

[0137] A further aspect of the invention relates to both the oxidised and reduced form of the polymers and materials according to this invention. Either loss or gain of electrons results in formation of a highly delocalised ionic form, which is of high conductivity. This can occur on exposure to common dopants. Suitable dopants and methods of doping are known to those skilled in the art, e. g., from EP0528662, U.S. Pat. No. 5,198,153, or WO 96/21659.

[0138] The doping process typically implies treatment of the semiconductor material with an oxidating or reducing agent in a redox reaction to form delocalised ionic centres in the material, with the corresponding counterions derived from the applied dopants. Suitable doping methods comprise for example exposure to a doping vapor in the atmospheric pressure or at a reduced pressure, electrochemical doping in a solution containing a dopant, bringing a dopant into contact with the semiconductor material to be thermally diffused, and ion-implantation of the dopant into the semiconductor material.

[0139] When electrons are used as carriers, suitable dopants are for example halogens (e. g., I₂, Cl₂, Br₂, ICl, ICl₃, IBr and IF), Lewis acids (e. g., PF₅, AsF₅, SbF₅, BF₃, BCl₃, SbCl₅, BBr₃ and SO₃), protonic acids, organic acids, or amino acids (e. g., HF, HCl, HNO₃, H₂SO₄, HClO₄, FSO₃H and ClSO₃H), transition metal compounds (e. g., FeCl₃, FeOCl, Fe(ClO₄)₃, Fe(4-CH₃C₆H₄SO₃)₃, TiCl₄, ZrCl₄, HfCl₄, NbF₅, NbCl₅, TaCl₅, MoF₅, MoCl₅, WF₅, WCl₆, UF₆ and LnCl₃ (wherein Ln is a lanthanoid), anions (e. g., Cl⁻, Br⁻, I⁻, I³⁻, HSO₄⁻, SO₄²⁻, NO₃⁻, ClO₄⁻, BF₄⁻, PF₆⁻, AsF₆⁻, SbF₆⁻, FeCl₄⁻, Fe(CN)₆³⁻, anions of various sulfonic acids, such as aryl-SO₃⁻).

[0140] When holes are used as carriers, examples of dopants are cations (e. g., H⁺, Li⁺, Na⁺, K⁺, Rb⁺ and Cs⁺), alkali metals (e. g., Li, Na, K, Rb, and Cs), alkaline-earth metals (e. g., Ca, Sr, and Ba), O₂, XeOF₄, (NO₂⁺)(SbF₆⁻), (NO₂⁺)(SbCl₆⁻), (NO₂⁺)(BF₄⁻), AgClO₄, H₂IrCl₆, La(NO₃)₃·6 H₂O, FSO₂OOSO₂F, Eu, acetylcholine, R₄N⁺, (R is an alkyl group), R₄P⁺ (R is an alkyl group), R₆As⁺ (R is an alkyl group), and R₃S⁺ (R is an alkyl group).

[0141] The conducting form of the compounds and materials of the present invention can be used as an organic "metal" in applications, for example, but not limited to, charge injection layers and ITO planarising layers in organic light emitting diode applications, films for flat panel displays and touch screens, antistatic films, printed conductive substrates, patterns or tracts in electronic applications such as printed circuit boards and condensers.

[0142] Halogen is fluorine, chlorine, bromine and iodine.

[0143] C₁-C₂₅alkyl is typically linear or branched, where possible. Examples are methyl, ethyl, n-propyl, isopropyl, n-butyl, sec.-butyl, isobutyl, tert.-butyl, n-pentyl, 2-pentyl, 3-pentyl, 2,2-dimethylpropyl, 1,1,3,3-tetramethylpentyl, n-hexyl, 1-methylhexyl, 1,1,3,3,5,5-hexamethylhexyl, n-heptyl, isoheptyl, 1,1,3,3-tetramethylbutyl, 1-methylheptyl, 3-methylheptyl, n-octyl, 1,1,3,3-tetramethylbutyl and

2-ethylhexyl, n-nonyl, decyl, undecyl, dodecyl, tridecyl, tetradecyl, pentadecyl, hexadecyl, heptadecyl, octadecyl, eicosyl, heneicosyl, docosyl, tetracosyl or pentacosyl. C₁-C₈alkyl is typically methyl, ethyl, n-propyl, isopropyl, n-butyl, sec-butyl, isobutyl, tert.-butyl, n-pentyl, 2-pentyl, 3-pentyl, 2,2-dimethyl-propyl, n-hexyl, n-heptyl, n-octyl, 1,1,3,3-tetramethylbutyl and 2-ethylhexyl. C₁-C₄alkyl is typically methyl, ethyl, n-propyl, isopropyl, n-butyl, sec.-butyl, isobutyl, tert.-butyl.

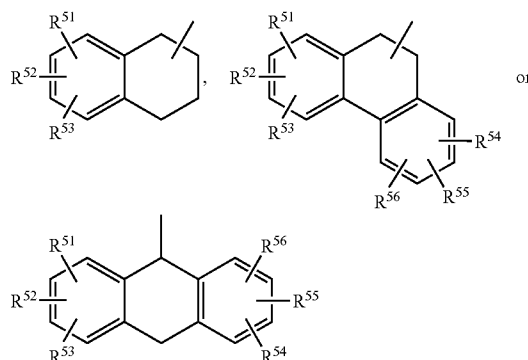
[0144] C₁-C₂₅alkoxy groups are straight-chain or branched alkoxy groups, e.g. methoxy, ethoxy, n-propoxy, isopropoxy, n-butoxy, sec-butoxy, tert-butoxy, amyloxy, isoamyloxy or tert-amyloxy, heptyloxy, octyloxy, isooctyloxy, nonyloxy, decyloxy, undecyloxy, dodecyloxy, tetradecyloxy, pentadecyloxy, hexadecyloxy, heptadecyloxy and octadecyloxy. Examples of C₁-C₈alkoxy are methoxy, ethoxy, n-propoxy, isopropoxy, n-butoxy, sec.-butoxy, isobutoxy, tert.-butoxy, n-pentoxo, 2-pentoxo, 3-pentoxo, 2,2-dimethylpropoxy, n-hexoxy, n-heptoxy, n-octoxy, 1,1,3,3-tetramethylbutoxy and 2-ethylhexoxy, preferably C₁-C₄alkoxy such as typically methoxy, ethoxy, n-propoxy, isopropoxy, n-butoxy, sec.-butoxy, isobutoxy, tert.-butoxy. The term "alkylthio group" means the same groups as the alkoxy groups, except that the oxygen atom of the ether linkage is replaced by a sulfur atom.

[0145] C₂-C₂₅alkenyl groups are straight-chain or branched alkenyl groups, such as e.g. vinyl, allyl, methallyl, isopropenyl, 2-butenyl, 3-butenyl, isobutenyl, n-penta-2,4-dienyl, 3-methyl-but-2-enyl, n-oct-2-enyl, n-dodec-2-enyl, isododecenyl, n-dodec-2-enyl or n-octadec-4-enyl.

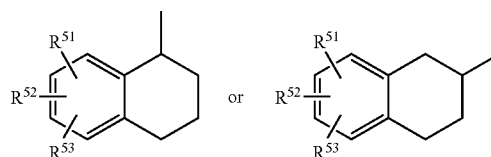
[0146] C₂₋₂₄alkynyl is straight-chain or branched and preferably C₂₋₈alkynyl, which may be unsubstituted or substituted, such as, for example, ethynyl, 1-propyn-3-yl, 1-butyln-4-yl, 1-pentyn-5-yl, 2-methyl-3-butyln-2-yl, 1,4-pentadiyn-3-yl, 1,3-pentadiyn-5-yl, 1-hexyn-6-yl, cis-3-methyl-2-penten-4-yn-1-yl, trans-3-methyl-2-penten-4-yn-1-yl, 1,3-hexadiyn-5-yl, 1-octyn-8-yl, 1-nonyn-9-yl, 1-decyn-10-yl, or 1-tetracosyn-24-yl.

[0147] The terms "haloalkyl, haloalkenyl and haloalkynyl" mean groups given by partially or wholly substituting the above-mentioned alkyl group, alkenyl group and alkynyl group with halogen, such as trifluoromethyl etc. The "aldehyde group, ketone group, ester group, carbamoyl group and amino group" include those substituted by an alkyl group, a cycloalkyl group, an aryl group, an aralkyl group or a heterocyclic group, wherein the alkyl group, the cycloalkyl group, the aryl group, the aralkyl group and the heterocyclic group may be unsubstituted or substituted. The term "silyl group" means a group of formula —SiR⁶²R⁶³R⁶⁴, wherein R⁶², R⁶³ and R⁶⁴ are independently of each other a C₁-C₈alkyl group, in particular a C₁-C₄ alkyl group, a C₆-C₂₄aryl group or a C₇-C₁₂aralkyl group, such as a trimethylsilyl group.

[0148] The term "cycloalkyl group" is typically C₅-C₁₂cycloalkyl, such as cyclopentyl, cyclohexyl, cycloheptyl, cyclooctyl, cyclononyl, cyclodecyl, cycloundecyl, cyclododecyl, preferably cyclopentyl, cyclohexyl, cycloheptyl, or cyclooctyl, which may be unsubstituted or substituted. The term "cycloalkenyl group" means an unsaturated alicyclic hydrocarbon group containing one or more double bonds, such as cyclopentenyl, cyclopentadienyl, cyclohexenyl and the like, which may be unsubstituted or substituted. The cycloalkyl group, in particular a cyclohexyl group, can be condensed one or two times by phenyl which can be substituted one to three times with C₁-C₄-alkyl, halogen and cyano. Examples of such condensed cyclohexyl groups are:



in particular



wherein R⁵¹, R⁵², R⁵³, R⁵⁴, R⁵⁵ and R⁵⁶ are independently of each other C₁-C₈-alkyl, C₁-C₈-alkoxy, halogen and cyano, in particular hydrogen.

[0149] The term "aryl group" is typically C₆-C₂₄aryl, such as phenyl, indenyl, azulenyl, naphthyl, biphenyl, as-indacenyl, s-indacenyl, acenaphthyl, fluorenyl, phenanthryl, fluoranthenyl, triphenlenyl, chrysenyl, naphthacen, picenyl, perylenyl, pentaphenyl, hexaceny, pyrenyl, or anthracenyl, preferably phenyl, 1-naphthyl, 2-naphthyl, 4-biphenyl, 9-phenanthryl, 2- or 9-fluorenyl, 3- or 4-biphenyl, which may be unsubstituted or substituted. Examples of C₆-C₁₂aryl are phenyl, 1-naphthyl, 2-naphthyl, 3- or 4-biphenyl, 2- or 9-fluorenyl or 9phenanthryl, which may be unsubstituted or substituted.

[0150] The term "aralkyl group" is typically C₇-C₂₄aralkyl, such as benzyl, 2-benzyl-2-propyl, β-phenyl-ethyl, α,α-dimethylbenzyl, ω-phenyl-butyl, ω,ω-dimethyl-ω-phenyl-butyl, ω-phenyl-dodecyl, ω-phenyl-octadecyl, ω-phenyl-eicosyl or ω-phenyl-docosyl, preferably C₇-C₁₈aralkyl such as benzyl, 2-benzyl-2-propyl, β-phenyl-ethyl, α,α-dimethylbenzyl, ω-phenyl-butyl, ω,ω-dimethyl-ω-phenyl-butyl, ω-phenyl-dodecyl or ω-phenyl-octadecyl, and particularly preferred C₇-C₁₂aralkyl such as benzyl, 2-benzyl-2-propyl, β-phenyl-ethyl, α,α-dimethylbenzyl, ω-phenyl-butyl, or ω,ω-dimethyl-ω-phenyl-butyl, in which both the aliphatic hydrocarbon group and aromatic hydrocarbon group may be unsubstituted or substituted.

[0151] The term "aryl ether group" is typically a C₆₋₂₄aryloxy group, that is to say O—C₆₋₂₄aryl, such as, for example, phenoxy or 4-methoxyphenyl. The term "aryl thioether group" is typically a C₆₋₂₄arylthio group, that is to say S—C₆₋₂₄aryl, such as, for example, phenylthio or 4-methoxyphenylthio. The term "carbamoyl group" is typically a C₁₋₁₈carbamoyl radical, preferably C₁₋₈carbamoyl radical, which may be unsubstituted or substituted, such as, for example, carbamoyl, methylcarbamoyl, ethylcarbamoyl, n-butylcar-

bamoyl, tert-butylcarbamoyl, dimethylcarbamoyloxy, morpholinocarbamoyl or pyrrolidinocarbamoyl.

[0152] The terms “aryl” and “alkyl” in alkylamino groups, dialkylamino groups, alkylarylamino groups, arylamino groups and diaryl groups are typically C₁-C₂₅alkyl and C₆-C₂₄aryl, respectively.

[0153] Alkylaryl refers to alkyl-substituted aryl radicals, especially C₇-C₁₂alkylaryl. Examples are tolyl, such as 3-methyl-, or 4-methylphenyl, or xylyl, such as 3,4-dimethylphenyl, or 3,5-dimethylphenyl.

[0154] Heteroaryl is typically C₂-C₂₆heteroaryl, i.e. a ring with five to seven ring atoms or a condensed ring system, wherein nitrogen, oxygen or sulfur are the possible hetero atoms, and is typically an unsaturated heterocyclic group with five to 30 atoms having at least six conjugated π-electrons such as thienyl, benzo[b]thienyl, dibenzo[b,d]thienyl, thianthrenyl, furyl, furfuryl, 2H-pyranyl, benzofuranyl, isobenzofuranyl, dibenzofuranyl, phenoxythienyl, pyrrolyl, imidazolyl, pyrazolyl, pyridyl, bipyridyl, triazinyl, pyrimidinyl, pyrazinyl, pyridazinyl, indoliziny, isoindolyl, indolyl, indazolyl, purinyl, quinoliziny, chinolyl, isochinolyl, phthalazinyl, naphthyridinyl, chinoxaliny, chinazoliny, cinnolinyl, peridinyl, carbazolyl, carbolinyl, benzotriazolyl, benzoxazolyl, phenanthridinyl, acridinyl, pyrimidinyl, phenanthroli-nyl, phenazinyl, isothiazolyl, phenothiazinyl, isoxazolyl, furazanyl or phenoxazinyl, which can be unsubstituted or substituted.

[0155] Possible substituents of the above-mentioned groups are C₁-C₈alkyl, a hydroxyl group, a mercapto group, C₁-C₈alkoxy, C₁-C₈alkylthio, halogen, halo-C₁-C₈alkyl, a cyano group, an aldehyde group, a ketone group, a carboxyl group, an ester group, a carbamoyl group, an amino group, a nitro group or a silyl group.

[0156] As described above, the aforementioned groups may be substituted by E and/or, if desired, interrupted by D. Interruptions are of course possible only in the case of groups containing at least 2 carbon atoms connected to one another by single bonds; C₆-C₁₈aryl is not interrupted; interrupted arylalkyl or alkylaryl contains the unit D in the alkyl moiety. C₁-C₁₈alkyl substituted by one or more E and/or interrupted by one or more units D is, for example, (CH₂CH₂O)₁₋₉R^x, where R^x is H or C₁-C₁₀alkyl or C₂-C₁₀alkanoyl (e.g. CO—CH(C₂H₅)C₄H₉), CH₂—CH(OR^y)—CH₂—O—R^y, where R^y is C₁-C₁₈alkyl, C₅-C₁₂cycloalkyl, phenyl, C₇-C₁₅phenylalkyl, and R^y embraces the same definitions as R^x or is H;

[0157] C₁-C₈alkylene-COO—R^z, e.g. CH₂COOR^z, CH(CH₃)COOR^z, C(CH₃)₂COOR^z, where R^z is H, C₁-C₁₈alkyl, (CH₂CH₂O)₁₋₉—R^x, and R^x embraces the definitions indicated above;

[0158] CH₂CH₂—O—CO—CH=CH₂; CH₂CH(OH)CH₂—O—CO—C(CH₃)=CH₂.

[0159] The polymers of the invention can be used as the semiconductor layer in semiconductor devices. Accordingly, the present invention also relates to semiconductor devices, comprising a polymer of the formula I. The semiconductor device is especially a diode, an organic field effect transistor and/or a solar cell, or a device containing a diode and/or an organic field effect transistor, and/or a solar cell. There are numerous types of semiconductor devices. Common to all is the presence of one or more semiconductor materials. Semiconductor devices have been described, for example, by S. M. Sze in *Physics of Semiconductor Devices*, 2nd edition, John Wiley and Sons, New York (1981). Such devices include

rectifiers, transistors (of which there are many types, including p-n-p, n-p-n, and thin-film transistors), light emitting semiconductor devices (for example, organic light emitting diodes in display applications or backlight in e.g. liquid crystal displays), photoconductors, current limiters, solar cells, thermistors, p-n junctions, field-effect diodes, Schottky diodes, and so forth. In each semiconductor device, the semiconductor material is combined with one or more metals and/or insulators to form the device. Semiconductor devices can be prepared or manufactured by known methods such as, for example, those described by Peter Van Zant in *Microchip Fabrication*, Fourth Edition, McGraw-Hill, New York (2000). In particular, organic electronic components can be manufactured as described by D. R. Gamota et al. in *Printed Organic and Molecular Electronics*, Kluwer Academic Publ., Boston, 2004.

[0160] A particularly useful type of transistor device, the thin-film transistor (TFT), generally includes a gate electrode, a gate dielectric on the gate electrode, a source electrode and a drain electrode adjacent to the gate dielectric, and a semiconductor layer adjacent to the gate dielectric and adjacent to the source and drain electrodes (see, for example, S. M. Sze, *Physics of Semiconductor Devices*, 2^{sup.nd} edition, John Wiley and Sons, page 492, New York (1981)). These components can be assembled in a variety of configurations. More specifically, an organic thin-film transistor (OTFT) has an organic semiconductor layer.

[0161] Typically, a substrate supports the OTFT during manufacturing, testing, and/or use. Optionally, the substrate can provide an electrical function for the OTFT. Useful substrate materials include organic and inorganic materials. For example, the substrate can comprise silicon materials inclusive of various appropriate forms of silicon, inorganic glasses, ceramic foils, polymeric materials (for example, acrylics, polyester, epoxies, polyamides, polycarbonates, polyimides, polyketones, poly(oxy-1,4-phenyleneoxy-1,4-phenylenecarbonyl-1,4-phenylene) (sometimes referred to as poly(ether ether ketone) or PEEK), polynorbomenes, polyphenyleneoxides, poly(ethylene naphthalenedicarboxylate) (PEN), poly(ethylene terephthalate) (PET), poly(phenylene sulfide) (PPS)), filled polymeric materials (for example, fiber-reinforced plastics (FRP)), and coated metallic foils.

[0162] The gate electrode can be any useful conductive material. For example, the gate electrode can comprise doped silicon, or a metal, such as aluminum, chromium, gold, silver, nickel, palladium, platinum, tantalum, and titanium. Conductive oxides, such as indium tin oxide, or conducting inks/pastes comprised of carbon black/graphite or colloidal silver dispersions, optionally containing polymer binders can also be used. Conductive polymers also can be used, for example polyaniline or poly(3,4-ethylenedioxythiophene)/poly(styrene sulfonate) (PEDOT:PSS). In addition, alloys, combinations, and multilayers of these materials can be useful. In some OTFTs, the same material can provide the gate electrode function and also provide the support function of the substrate. For example, doped silicon can function as the gate electrode and support the OTFT.

[0163] The gate dielectric is generally provided on the gate electrode. This gate dielectric electrically insulates the gate electrode from the balance of the OTFT device. Useful materials for the gate dielectric can comprise, for example, an inorganic electrically insulating material.

[0164] The gate dielectric (insulator) can be a material, such as, an oxide, nitride, or it can be a material selected from

the family of ferroelectric insulators (e.g. organic materials such as poly(vinylidene fluoride/trifluoroethylene or poly(m-xylylene adipamide)), or it can be an organic polymeric insulator (e.g. poly(methacrylate)s, poly(acrylate)s, polyimides, benzocyclobutenes (BCBs), parylenes, polyvinylalcohol, polyvinylphenol (PVP), polystyrenes, polyester, polycarbonates) as for example described in J. Veres et al. Chem. Mat. 2004, 16, 4543 or A. Facchetti et al. Adv. Mat. 2005, 17, 1705. Specific examples of materials useful for the gate dielectric include strontiates, tantalates, titanates, zirconates, aluminum oxides, silicon oxides, tantalum oxides, titanium oxides, silicon nitrides, barium titanate, barium strontium titanate, barium zirconate titanate, zinc selenide, and zinc sulphide, including but not limited to $\text{PbZr}_x\text{Ti}_{1-x}\text{O}_3$ (PZT), $\text{Bi}_4\text{Ti}_3\text{O}_{12}$, BaMgF_4 , $\text{Ba}(\text{Zr}_{1-x}\text{Ti}_x)\text{O}_3$ (BZT). In addition, alloys, hybrid materials (e.g. polysiloxanes or nanoparticle-filled polymers) combinations, and multilayers of these materials can be used for the gate dielectric. The thickness of the dielectric layer is, for example, from about 10 to 1000 nm, with a more specific thickness being about 100 to 500 nm, providing a capacitance in the range of 0.1-100 nanofarads (nF).

[0165] The source electrode and drain electrode are separated from the gate electrode by the gate dielectric, while the organic semiconductor layer can be over or under the source electrode and drain electrode. The source and drain electrodes can be any useful conductive material favourably providing a low resistance ohmic contact to the semiconductor layer. Useful materials include most of those materials described above for the gate electrode, for example, aluminum, barium, calcium, chromium, gold, silver, nickel, palladium, platinum, titanium, polyaniline, PEDOT:PSS, other conducting polymers, alloys thereof, combinations thereof, and multilayers thereof. Some of these materials are appropriate for use with n-type semiconductor materials and others are appropriate for use with p-type semiconductor materials, as is known in the art.

[0166] The thin film electrodes (that is, the gate electrode, the source electrode, and the drain electrode) can be provided by any useful means such as physical vapor deposition (for example, thermal evaporation or sputtering) or (ink jet) printing methods. The patterning of these electrodes can be accomplished by known methods such as shadow masking, additive photolithography, subtractive photolithography, printing, microcontact printing, and pattern coating.

[0167] The present invention further provides a thin film transistor device comprising a plurality of electrically conducting gate electrodes disposed on a substrate; a gate insulator layer disposed on said electrically conducting gate electrodes; a plurality of sets of electrically conductive source and drain electrodes disposed on said insulator layer such that each of said sets is in alignment with each of said gate electrodes; an organic semiconductor layer disposed in the channel between source and drain electrodes on said insulator layer substantially overlapping said gate electrodes; wherein said organic semiconductor layer comprise a polymer of the formula I, or a mixture containing a polymer of formula I.

[0168] The present invention further provides a process for preparing a thin film transistor device comprising the steps of:

[0169] depositing a plurality of electrically conducting gate electrodes on a substrate;

[0170] depositing a gate insulator layer on said electrically conducting gate electrodes;

[0171] depositing a plurality of sets of electrically conductive source and drain electrodes on said layer such that each of said sets is in alignment with each of said gate electrodes;

[0172] depositing a layer of a polymer of the formula I on said insulator layer such that said layer of the compound of formula I, or a mixture containing a polymer of formula I, substantially overlaps said gate electrodes; thereby producing the thin film transistor device.

[0173] A mixture containing a polymer of formula I results in a semi-conducting layer comprising a polymer of formula I (typically 5% to 99.9999% by weight, especially 20 to 85 % by weight) and at least another material. The other material can be, but is not restricted to a fraction of the same polymer of formula I with different molecular weight, another polymer of formula I, a semi-conducting polymer, organic small molecules, carbon nanotubes, a fullerene derivative, inorganic particles (quantum dots, quantum rods, quantum tri-pods, TiO_2 , ZnO etc.), conductive particles (Au, Ag etc.), insulator materials like the ones described for the gate dielectric (PET, PS etc.).

[0174] For heterojunction solar cells the active layer comprises preferably a mixture of a polymer of formula I and a fullerene, such as [60]PCBM (=6,6-phenyl-C61-butyric acid methyl ester), or [70]PCBM, in a weight ratio of 1:1 to 1:3.

[0175] Any suitable substrate can be used to prepare the thin films of the polymers of the present invention. Preferably, the substrate used to prepare the above thin films is a metal, silicon, plastic, paper, coated paper, fabric, glass or coated glass.

[0176] Alternatively, a TFT is fabricated by, for example, by solution deposition of a polymer on a highly doped silicon substrate covered with a thermally grown oxide layer followed by vacuum deposition and patterning of source and drain electrodes.

[0177] In yet another approach, a TFT is fabricated by deposition of source and drain electrodes on a highly doped silicon substrate covered with a thermally grown oxide and then solution deposition of the polymer to form a thin film.

[0178] The gate electrode could also be a patterned metal gate electrode on a substrate or a conducting material such as, a conducting polymer, which is then coated with an insulator applied either by solution coating or by vacuum deposition on the patterned gate electrodes.

[0179] Any suitable solvent can be used to dissolve, and/or disperse the polymers of the present application, provided it is inert and can be removed partly, or completely from the substrate by conventional drying means (e.g. application of heat, reduced pressure, airflow etc.). Suitable organic solvents for processing the semiconductors of the invention include, but are not limited to, aromatic or aliphatic hydrocarbons, halogenated such as chlorinated or fluorinated hydrocarbons, esters, ethers amides, such as chloroform, tetrahydrofuran, toluene, tetraline, anisole, xylene, ethyl acetate, methyl ethyl ketone, dimethyl formamide, dichlorobenzene, trichlorobenzene, propylene glycol monomethyl ether acetate (PGMEA) and mixtures thereof. The solution, and/or dispersion is then applied by a method, such as, spin-coating, dip-coating, screen printing, microcontact printing, doctor blading or other solution application techniques known in the art on the substrate to obtain thin films of the semiconducting material.

[0180] The term "dispersion" covers any composition comprising the semiconductor material of the present invention, which is not fully dissolved in a solvent. The dispersion can

be done selecting a composition including at least a polymer of formula I, or a mixture containing a polymer of formula I, and a solvent, wherein the polymer exhibits lower solubility in the solvent at room temperature but exhibits greater solubility in the solvent at an elevated temperature, wherein the composition gels when the elevated temperature is lowered to a first lower temperature without agitation;

[0181] dissolving at the elevated temperature at least a portion of the polymer in the solvent; lowering the temperature of the composition from the elevated temperature to the first lower temperature; agitating the composition to disrupt any gelling, wherein the agitating commences at any time prior to, simultaneous with, or subsequent to the lowering the elevated temperature of the composition to the first lower temperature; depositing a layer of the composition wherein the composition is at a second lower temperature lower than the elevated temperature; and drying at least partially the layer.

[0182] The dispersion can also be constituted of (a) a continuous phase comprising a solvent, a binder resin, and optionally a dispersing agent, and (b) a disperse phase comprising a polymer of formula I, or a mixture containing a polymer of formula I of the present invention. The degree of solubility of the polymer of formula I in the solvent may vary for example from 0% to about 20% solubility, particularly from 0% to about 5% solubility.

[0183] Preferably, the thickness of the organic semiconductor layer is in the range of from about 5 to about 1000 nm, especially the thickness is in the range of from about 10 to about 100 nm.

[0184] The polymers of the invention can be used alone or in combination as the organic semiconductor layer of the semiconductor device. The layer can be provided by any useful means, such as, for example, vapor deposition (for materials with relatively low molecular weight) and printing techniques. The compounds of the invention may be sufficiently soluble in organic solvents and can be solution deposited and patterned (for example, by spin coating, dip coating, ink jet printing, gravure printing, flexo printing, offset printing, screen printing, microcontact (wave)-printing, drop or zone casting, or other known techniques).

[0185] The polymers of the invention can be used in integrated circuits comprising a plurality of OTFTs, as well as in various electronic articles. Such articles include, for example, radio-frequency identification (RFID) tags, backplanes for flexible displays (for use in, for example, personal computers, cell phones, or handheld devices), smart cards, memory devices, sensors (e.g. light-, image-, bio-, chemo-, mechanical- or temperature sensors), especially photodiodes, or security devices and the like. Due to its ambi-polarity the material can also be used in Organic Light Emitting Transistors (OLET).

[0186] The invention provides organic photovoltaic (PV) devices (solar cells) comprising a polymer according to the present invention.

[0187] The PV device comprise in this order:

[0188] (a) a cathode (electrode),

[0189] (b) optionally a transition layer, such as an alkali halogenide, especially lithium fluoride,

[0190] (c) a photoactive layer,

[0191] (d) optionally a smoothing layer,

[0192] (e) an anode (electrode),

[0193] (f) a substrate.

[0194] The photoactive layer comprises the polymers of the present invention. Preferably, the photoactive layer is made of

a conjugated polymer of the present invention, as an electron donor and an acceptor material, like a fullerene, particularly a functionalized fullerene PCBM, as an electron acceptor.

[0195] The fullerenes useful in this invention may have a broad range of sizes (number of carbon atoms per molecule). The term fullerene as used herein includes various cage-like molecules of pure carbon, including Buckminsterfullerene (C_{60}) and the related "spherical" fullerenes as well as carbon nanotubes. Fullerenes may be selected from those known in the art ranging from, for example, C_{20} - C_{1000} . Preferably, the fullerene is selected from the range of C_{60} to C_{96} . Most preferably the fullerene is C_{60} or C_{70} , such as [60]PCBM, or [70]PCBM. It is also permissible to utilize chemically modified fullerenes, provided that the modified fullerene retains acceptor-type and electron mobility characteristics. The acceptor material can also be a material selected from the group consisting of another polymer of formula I or any semi-conducting polymer provided that the polymers retain acceptor-type and electron mobility characteristics, organic small molecules, carbon nanotubes, inorganic particles (quantum dots, quantum rods, quantum tripods, TiO_2 , ZnO etc.).

[0196] The electrodes are preferably composed of metals or "metal substitutes". Herein the term "metal" is used to embrace both materials composed of an elementally pure metal, e.g., Mg, and also metal alloys which are materials composed of two or more elementally pure metals, e.g., Mg and Ag together, denoted Mg:Ag. Here, the term "metal substitute" refers to a material that is not a metal within the normal definition, but which has the metal-like properties that are desired in certain appropriate applications. Commonly used metal substitutes for electrodes and charge transfer layers would include doped wide-bandgap semiconductors, for example, transparent conducting oxides such as indium tin oxide (ITO), gallium indium tin oxide (GITO), and zinc indium tin oxide (ZITO). Another suitable metal substitute is the transparent conductive polymer polyaniline (PANI) and its chemical relatives, or PEDOT:PSS. Metal substitutes may be further selected from a wide range of non-metallic materials, wherein the term "non-metallic" is meant to embrace a wide range of materials provided that the material is free of metal in its chemically uncombined form. Highly transparent, non-metallic, low resistance cathodes or highly efficient, low resistance metallic/non-metallic compound cathodes are, for example, disclosed in U.S. Pat. No. 6,420,031 and U.S. Pat. No. 5,703,436.

[0197] The substrate can be, for example, a plastic (flexible substrate), or glass substrate.

[0198] In another preferred embodiment of the invention, a smoothing layer is situated between the anode and the photoactive layer. A preferred material for this smoothing layer comprises a film of 3,4-polyethylenedioxythiophene (PEDOT), or 3,4-polyethylenedioxythiophene:polystyrene-sulfonate (PEDOT:PSS).

[0199] In a preferred embodiment of the present invention, the photovoltaic cell comprises, as described for example, in U.S. Pat. No. 6,933,436 a transparent glass carrier, onto which an electrode layer made of indium/tin oxide (ITO) is

applied. This electrode layer generally has a comparatively rough surface structure, so that it is covered with a smoothing layer made of a polymer, typically PEDOT, which is made electrically conductive through doping. The photoactive layer is made of two components, has a layer thickness of, for example, 100 nm to a few μm depending on the application method, and is applied onto this smoothing layer. Photoactive layer is made of a conjugated polymer of the present invention, as an electron donor and a fullerene, particularly functionalized fullerene PCBM, as an electron acceptor. These two components are mixed with a solvent and applied as a solution onto the smoothing layer by, for example, the spin-coating method, the casting method, the Langmuir-Blodgett ("LB") method, the ink jet printing method and the dripping method. A squeegee or printing method could also be used to coat larger surfaces with such a photoactive layer. Instead of toluene, which is typical, a dispersion agent such as chlorobenzene is preferably used as a solvent. Among these methods, the vacuum deposition method, the spin-coating method, the ink jet printing method and the casting method are particularly preferred in view of ease of operation and cost.

[0200] In the case of forming the layer by using the spin-coating method, the casting method and ink jet printing method, the coating can be carried out using a solution and/or dispersion prepared by dissolving, or dispersing the composition in a concentration of from 0.01 to 90% by weight in an appropriate organic solvent such as benzene, toluene, xylene, tetrahydrofuran, methyltetrahydrofuran, N,N-dimethylformamide, acetone, acetonitrile, anisole, dichloromethane, dimethylsulfoxide, chlorobenzene, 1,2-dichlorobenzene and mixtures thereof.

[0201] Before a counter electrode is applied, a thin transition layer, which must be electrically insulating, having a layer thickness of, for example, 0.6 nm, is applied to photoactive layer 4. In this exemplary embodiment, this transition layer is made of an alkali halogenide, namely a lithium fluoride, which is vapor deposited in a vacuum of $2 \cdot 10^{-6}$ torr at a rate of 0.2 nm/minute.

[0202] If ITO is used as a hole-collecting electrode, aluminum, which is vapor deposited onto the electrically insulating transition layer, is used as an electron-collecting electrode. The electric insulation properties of the transition layer obviously prevent influences which hinder the crossing of the charge carrier from being effective, particularly in the transition region from the photoactive layer to the transition layer.

[0203] In a further embodiment on the invention, one or more of the layers may be treated with plasma prior to depositing the next layer. It is particularly advantageous that the PEDOT:PSS layer be subject to a mild plasma treatment prior to deposition of the next layer.

[0204] The photovoltaic (PV) device can also consist of multiple junction solar cells that are processed on top of each other in order to absorb more of the solar spectrum. Such structures are, for example, described in App. Phys. Let. 90, 143512 (2007), Adv. Funct. Mater. 16, 1897-1903 (2006) and WO2004/112161.

[0205] A so called 'tandem solar cell' comprise in this order:

[0206] (a) a cathode (electrode),

[0207] (b) optionally a transition layer, such as an alkali halogenide, especially lithium fluoride,

[0208] (c) a photoactive layer,

[0209] (d) optionally a smoothing layer,

[0210] (e) a middle electrode (such as Au, Al, ZnO, TiO₂ etc.)

[0211] (f) optionally an extra electrode to match the energy level,

[0212] (g) optionally a transition layer, such as an alkali halogenide, especially lithium fluoride,

[0213] (h) a photoactive layer,

[0214] (i) optionally a smoothing layer,

[0215] (j) an anode (electrode),

[0216] (k) a substrate.

[0217] The PV device can also be processed on a fiber as described, for example, in US20070079867 and US 20060013549.

[0218] Due to their excellent self-organising properties the inventive compounds, materials or films can also be used alone or together with other materials in or as alignment layers in LCD or OLED devices, as described for example in US2003/0021913.

[0219] The following examples are included for illustrative purposes only and do not limit the scope of the claims. Unless otherwise stated, all parts and percentages are by weight.

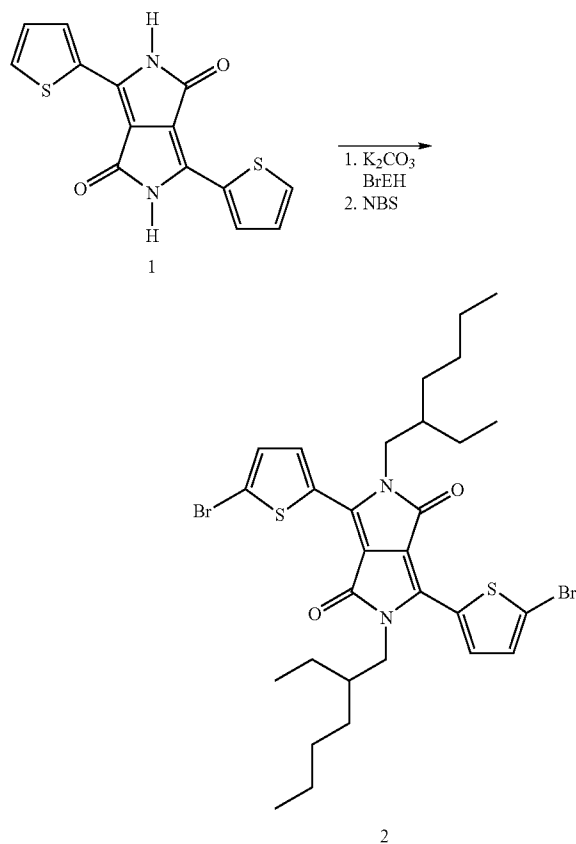
[0220] Weight-average molecular weight (M_w) and polydispersity ($M_w/M_n=PD$) are determined by Gel Permeation Chromatography (GPC) [Apparatus: GPC_{max}+TDA 302 from Viscotek (Houston, Tex., USA) yielding the responses form refractive index (RI), low angle light scattering (LALS), right angle light scattering (RALS) and differential viscosity (DP) measurements. Chromatographic conditions: Column: PL_{gel} mixed C (300x7.5 mm, 5 μm particles) covering the molecular weight range from about 1×10^3 to about 2.5×10^6 Da from Polymer Laboratories (Church Stretton, UK); Mobile phase: tetrahydrofuran containing 5 g/l of sodium trifluoroacetate; Mobile phase flow: either 0.5 or 0.7 ml/min; Solute concentration: about 1-2 mg/ml; Injection volume: 100 μl ; Detection: RI, LALS, RALS, DP. Procedure of molecular weight calibration: Relative calibration is done by use of a set of 10 polystyrene calibration standards obtained from Polymer Laboratories (Church Stretton, UK) spanning the molecular weight range from 1,930,000 Da-5,050 Da, i. e., PS 1,930,000, PS 1,460,000, PS 1,075,000, PS 560,000, PS 330,000, PS 96,000, PS 52,000, PS 30,300, PS 10,100, PS 5,050 Da. Absolute calibration is done on the base of the responses of LALS, RALS and DP. As experienced in a large number of investigations this combination provides optimum calculation of molecular weight data. Usually PS 96,000 is used as the molecular weight calibration standard, but in general every other PS standard lying in the molecular weight range to be determined can be chosen for this purpose.

[0221] All polymer structures given in the examples below are idealized representations of the polymer products obtained via the polymerization procedures described. If more than two components are copolymerized with each other sequences in the polymers can be either alternating or random depending on the polymerisation conditions.

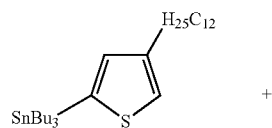
EXAMPLES

Example 1

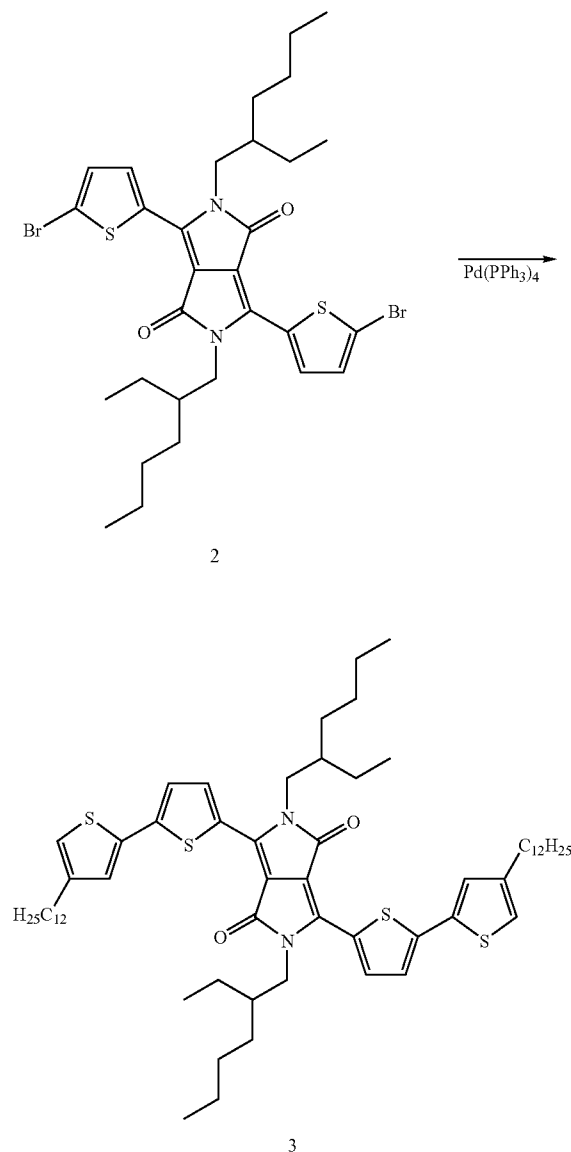
[0222]



[0223] a) A solution of 4.5 g of DPP 1, 6.23 g of K_2CO_3 and 8.68 g of 1-bromo-2-ethyl-hexyl in 60 ml of N-methyl-pyrrolidone (NMP) is heated to $140^\circ C.$ for 6 h. The mixture is washed with water and extracted with dichloromethane. The organic phase is then dried and filtered on a double layer of silica gel and Hyflo® (CAS 91053-39-3; Fluka 56678) before it is concentrated. The residue is dissolved in 100 ml of chloroform, cooled down to $0^\circ C.$ and 2 equivalents of N-bromosuccinimide are then added portion wise over a period of 1 h. After the reaction has been completed, the mixture is washed with water. The organic phase is extracted, dried and concentrated. The compound is then purified over a silica gel column to give 1.90 g of a violet powder of DPP 2.



-continued

C₁₂H₂₅ is n-dodecyl

[0224] b) A solution of 500 mg of the dibrominated DPP 2, 990 mg of the tin derivative and 85 mg of $Pd(PPh_3)_4$ in 30 ml of dry toluene is refluxed overnight under inert conditions. After cooling down, the mixture is filtrated on a double layer silica gel/Hyflo®, concentrated and precipitated with methanol. The precipitate is filtrated and rinsed with methanol to give 530 mg of a blue solid of DPP 3.

Application Example 1a

DPP-Polymers Based Field-Effect Transistors

[0230] a) Experimental:

[0231] Bottom-gate thin-film transistor (TFT) structures with p-Si gate were used for all experiments. A high-quality thermal SiO₂ layer served as gate-insulator of C_i=32.6 nF/cm² capacitance per unit area. Source and drain electrodes were patterned by photolithography directly on the gate-oxide (bottom-contact configuration). On each substrate 16 transistors are present with Au source/drain electrodes defining channels of different length. Prior to the deposition of the organic semiconductor the SiO₂ surface was derivatized with hexamethyldisilazane (HMDS) or octadecyltrichlorosilane (OTS). The films are prepared either by spin casting or drop casting the polymer obtained in example 1 in different solvents. The transistor behaviour is measured on an automated tester elaborated by CSEM, Transistor Prober TP-10.

[0232] b) Transistor Performance:

[0233] The thin-film transistors showed clear p-type transistor behavior. From a linear fit to the square root of the saturated transfer characteristics a field-effect mobility of 0.15 cm²/Vs could be determined. The transistors showed a threshold voltage of about 0 V to 5 V. The transistors showed good on/off current ratios of 10⁴ to 10⁷.

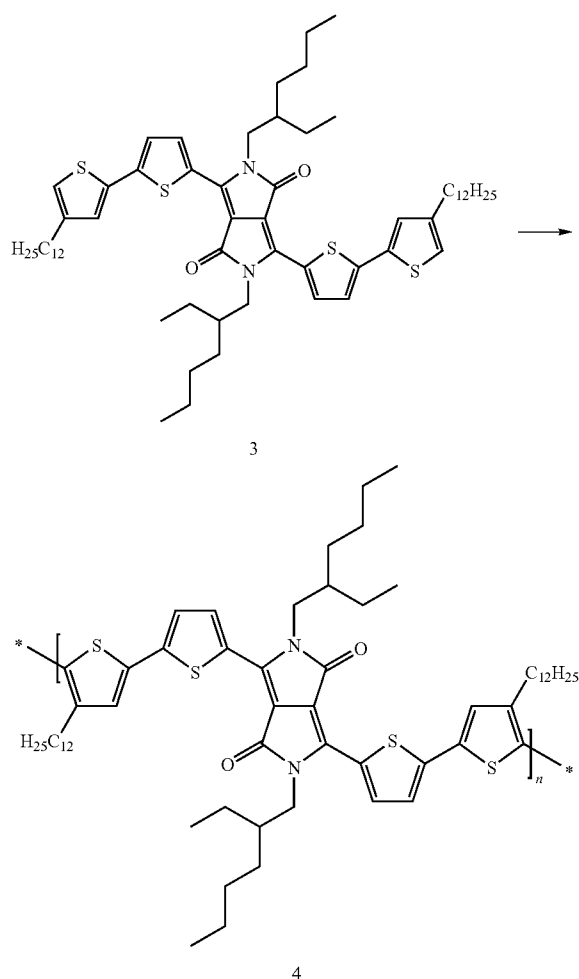
[0234] Annealing of the sample results in a drastic increase of the performances (especially mobility), which can be correlated to a better aggregation of the polymer in the solid state. Testing of a set of OFETs after 2 months exposed in air conditions shows remarkable stability as the mobility is almost constant. The on/off ratio, which usually suffers the most, is only reduced by a factor of 10.

Application Example 1b

[0235] DPP-Polymer Based Bulk Heterojunction Solar Cell

[0236] a) Experimental:

[0237] The solar cell has the following structure: Al electrode/LiF layer/organic layer, including polymer of the invention/[poly(3,4-ethylenedioxy-thiophene) (PEDOT)/poly(styrenesulfonic acid) (PSS)]/ITO electrode/glass substrate. The solar cells are made by spin-coating a layer of PEDOT-PSS on a pre-patterned ITO on glass substrate. Then a 1:4 mixture of the polymer of example 1 (0.5 % by weight): [60]PCBM (a substituted C₆₀ fullerene):



[0225] c) A solution of 2.55 g of the corresponding monomer 3 in chlorobenzene is degassed with argon over 15 min at 50° C. Then 1.6 g of FeCl₃ are added in nitromethane and the mixture is stirred while degassing for 4 hours at 50° C. The solution is then poured into methanol and the blue precipitate is then filtrated and washed with methanol. The solid is then purified by soxhlet extraction, using methanol and hexane to purify and chloroform to extract 2 g of the polymer fraction (4).

[0226] M_w=13301

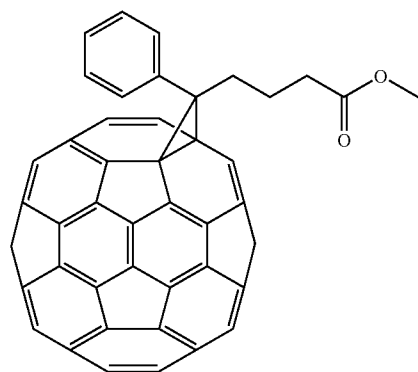
[0227] Fe content=75 ppm

[0228] Photophysical Properties:

[0229] UV spectra of spin coated films on glass substrates are made from hot chlorobenzene solutions and annealed at different temperatures:

Annealing Conditions	UV/Vis-absorption
Room temperature	680 nm
20 minutes at 100° C.	720 nm, 800 nm
20 minutes at 150° C.	720 nm, 800 nm

Growing of the band at 800 nm shows the appearance of strong aggregation behaviour while annealing.



is spin coated (organic layer). LiF and Al are sublimed under high vacuum through a shadow-mask.

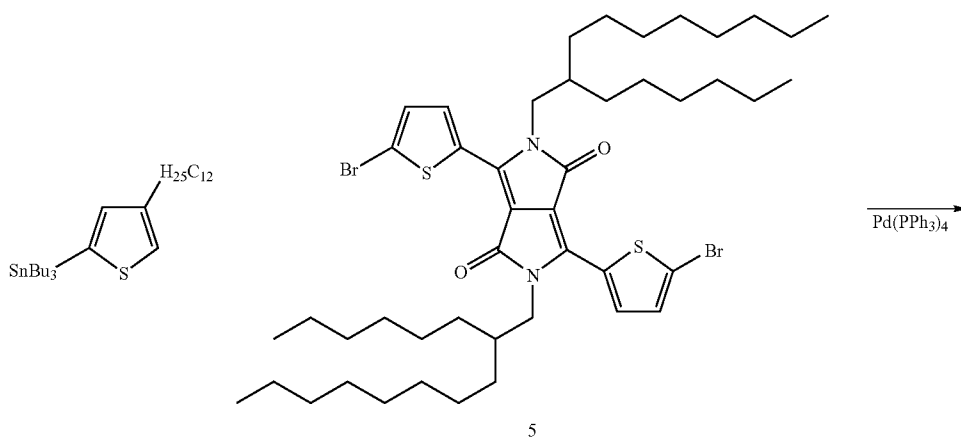
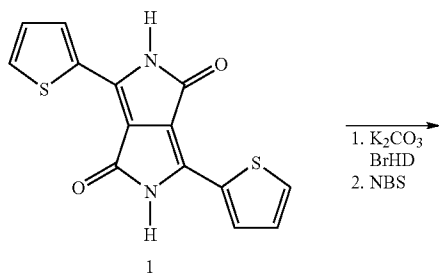
[0238] b) Solar Cell Performance:

[0239] The solar cell is measured under a solar light simulator. Then with the External Quantum Efficiency (EQE) graph the current is estimated under AM1.5 conditions.

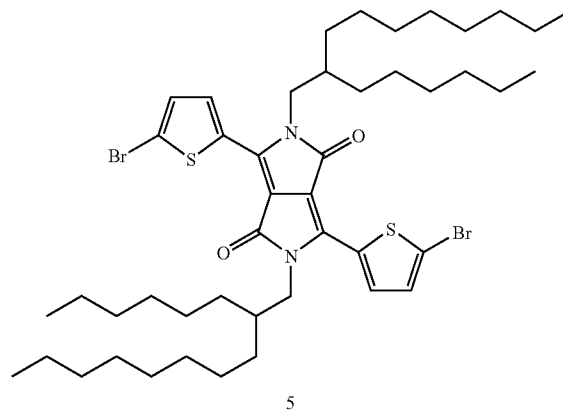
[0240] This leads to value of $J_{sc}=4.1 \text{ mA/cm}^2$, $FF=0.539$ and $V_{oc}=0.733 \text{ V}$ for an estimated overall efficiency of 1.62% measured before annealing. After 10 min at 100° C . the estimated efficiency grows to 2%. After optimisation of the morphology of the active layer by varying the deposition solvent, the polymer/[60]PCBM ratio etc. the performance of the device can be pushed up to 3.06% ($J_{sc}=9.5 \text{ mA/cm}^2$, $FF=0.46$ and $V_{oc}=0.7 \text{ V}$).

Example 2

[0241]

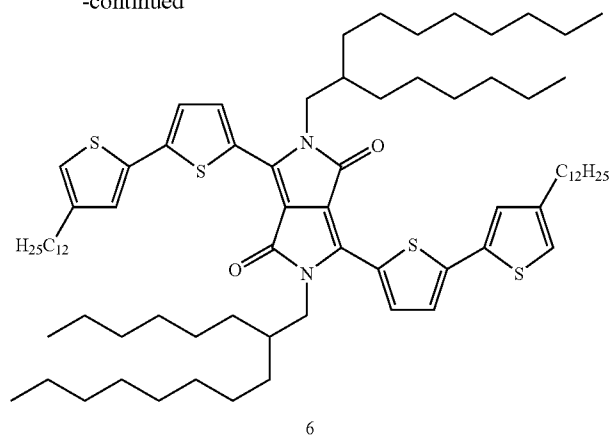


-continued

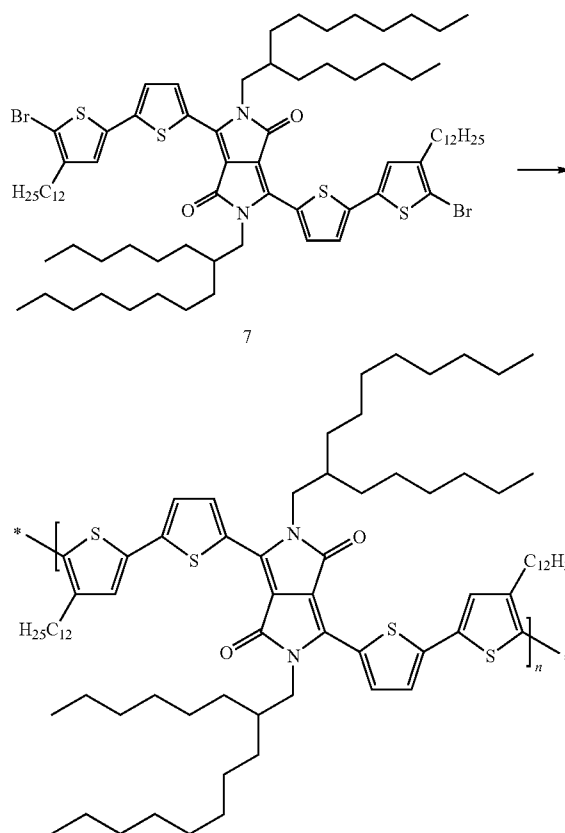
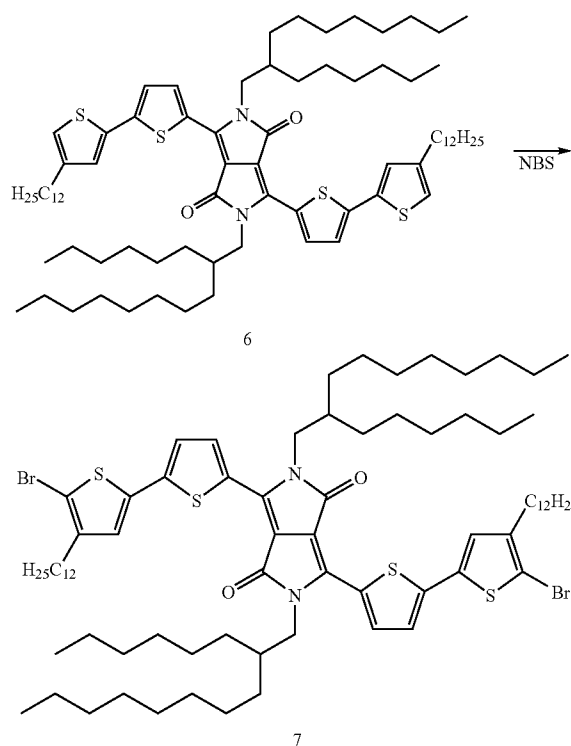


[0242] A solution of 25 g of DPP 1, 46.07 g of K_2CO_3 and 75 g of 1-bromo-2-hexyl-decyl in 300 ml of N-methyl-pyrrolidone (NMP) is heated to 140° C . for 6 h. The mixture is washed with water and extracted with dichloromethane. The organic phase is then dried and filtered on a double layer of silica gel and Hyflo® before it is concentrated. The residue is dissolved in 100 ml of chloroform, cooled down to 0° C . and 2 equivalents of N-bromosuccinimide are then added portion wise over a period of 1 h. After the reaction has been completed, the mixture is washed with water. The organic phase is extracted, dried and concentrated. The compound is then purified over a silica gel column to give 19 g of a violet powder of DPP 5.

-continued



[0243] b) A solution of 18.5 g of the dibrominated DPP 5, 27.47 g of the tin derivative and 2.36 g of Pd(PPh₃)₄ in 250 ml of dry toluene is refluxed overnight under inert conditions. After cooling down, the mixture is purified on a silica gel column (CHCl₃/hexane 3/7) to give 20.2 g of a blue solid of DPP 6.



[0244] c) A solution of 10 g of the DPP derivative 6 is dissolved in 300 ml of chloroform, cooled down to 0° C. and 2 equivalents of N-bromosuccinimide are then added portion wise over a period of 1 h. After the reaction is completed, the mixture is washed with water. The organic phase is extracted, dried, concentrated and precipitated with methanol. The precipitate is filtrated and rinsed with methanol to give 10 g of a blue solid of DPP 7.

[0245] In a shlenk tube, a solution of 240 mg of Ni(COD)₂ and 140 mg bipyridine in 10 ml of toluene is degassed for 15 min. 1 g of the corresponding dibrominated monomer 7 is added to this solution and then the mixture is heated to 80° C. and stirred vigorously overnight. The solution is poured on 100 ml of a 1/1/1 methanol/HCl/acetone mixture and stirred for 1 h. The precipitate is then filtrated, dissolved in CHCl₃ and stirred vigorously at 60° C. with an aqueous solution of ethylenediaminetetracetic acid (EDTA) tetrasodium salt for one additional hour. The organic phase is washed with water,

concentrated and precipitated in methanol. The residue is purified by soxhlet extraction using methanol and hexane and the polymer is then extracted with CHCl_3 to give 250 mg of purple fibres.

[0246] $M_w=77465$

[0247] Ni content=65 ppm

[0248] Solubility>10% by weight in toluene

[0249] Photophysical Properties:

[0250] UV of spin coated film on glass substrate is made from a hot chlorobenzene solution and annealed at different temperatures:

Annealing Conditions	UV/Vis-absorption
Room temperature	680 nm
20 minutes at 100° C.	720 nm, 800 nm

Growing of the band at 800 nm shows the appearance of strong aggregation behaviour while annealing.

Application Example 2a

DPP-Polymers Based Field-Effect Transistors

[0251] a) Experimental:

[0252] Application Example 1a is repeated, except that instead of the polymer obtained in example 1 the polymer obtained in example 2 is used.

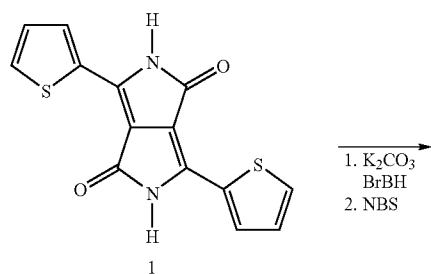
[0253] b) Transistor Performance:

[0254] The thin-film transistors showed clear p-type transistor behavior. From a linear fit to the square root of the saturated transfer characteristics a field-effect mobility up to $0.013 \text{ cm}^2/\text{Vs}$ could be determined. The transistors showed a threshold voltage of about 0 V to 4 V. The transistors showed good on/off current ratios of 10^5 to 10^7 . Testing of a set of OFETs after 7 days exposed in air conditions shows remarkable stability as the mobility is almost constant even better, on/off ratio which usually suffers the most is only reduced by a factor of 5.

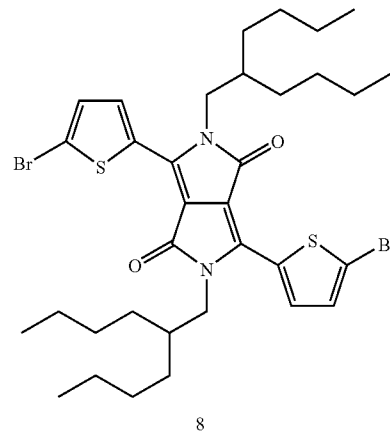
[0255] This compound shows an electron mobility up to $10^{-3} \text{ cm}^2/\text{Vs}$ on the normal setup. After optimisation of this setup using top contact transistors, the ambipolarity of this polymer is even more pronounced with similar mobilities for holes and electrons up to $0.1 \text{ cm}^2/\text{Vs}$.

Example 3

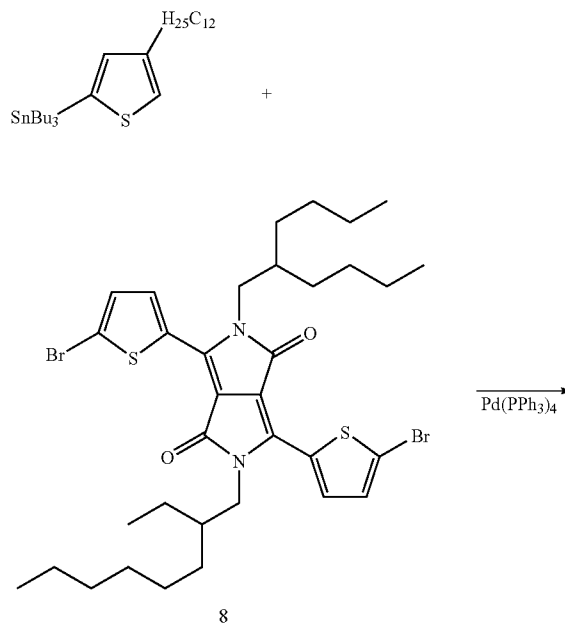
[0256]

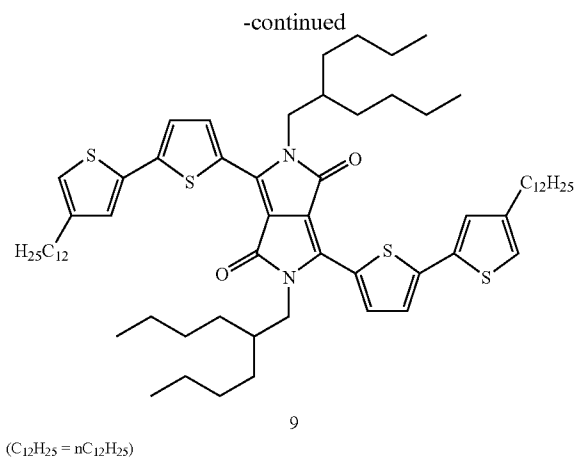


-continued

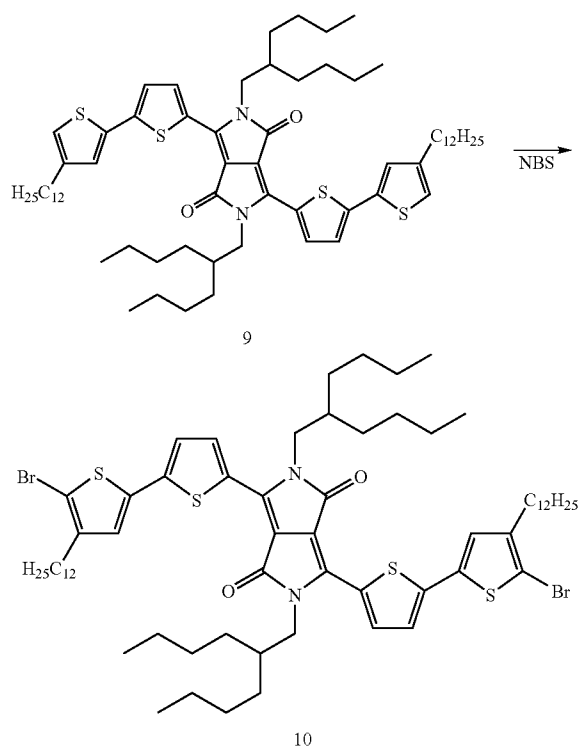


[0257] a) A solution of 25 g of DPP 1, 46.07 g of K_2CO_3 and 55 g of 1-bromo-2-butyl-hexyl in 300 ml of N-methyl-pyrrolidone (NMP) is heated to 140°C . for 6 h. The mixture is washed with water and extracted with dichloromethane. The organic phase is then dried and filtered on a double layer of silica gel and Hyflo® before it is concentrated. The residue is dissolved in 100 ml of chloroform, cooled down to 0°C . and 2 equivalents of N-bromosuccinimide are then added portion wise over a period of 1 h. After the reaction has been completed, the mixture is washed with water. The organic phase is extracted, dried and concentrated. The compound is then purified over a silica gel column to give 9.5 g of a violet powder of DPP 8.

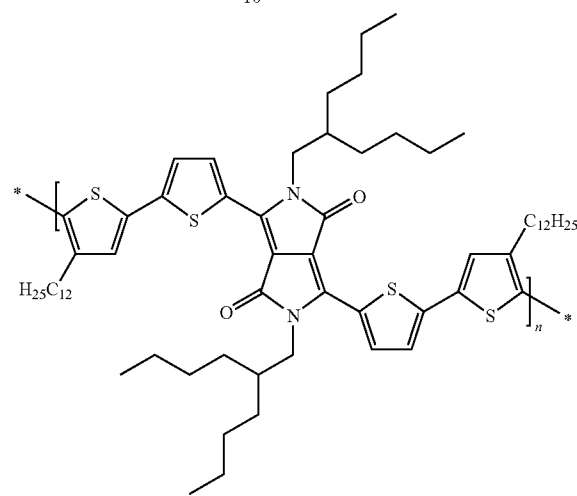
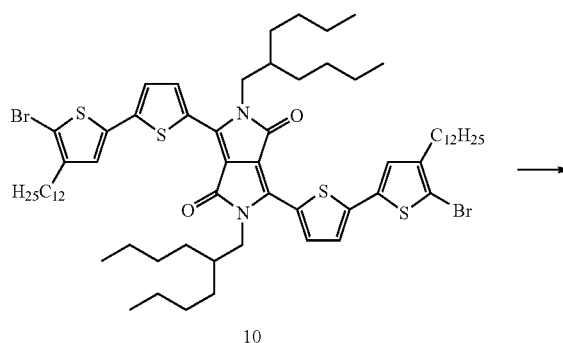




[0258] b) A solution of 2.24 g of the dibrominated DPP 8, 4.11 g of the tin derivative and 351 mg of Pd(PPh₃)₄ in 50 ml of dry toluene is refluxed overnight under inert conditions. After cooling down, the mixture is purified on a silica gel column (CHCl₃/hexane 3/7) to give 2.37 g of a blue solid of DPP 9.



[0259] c) A solution of 1.27 g of the DPP derivative 9 is dissolved in 60 ml of chloroform, cooled down to 0° C. and 2 equivalents of N-bromosuccinimide are then added portion wise over a period of 1 h. After the reaction is completed, the mixture is washed with water. The organic phase is extracted, dried, concentrated and precipitated with methanol. The precipitate is filtrated and rinsed with methanol to give 1.32 g of a blue solid of DPP 10.



[0260] d) In a Schlenk tube, a solution of 244 mg of Ni(COD)₂ and 142 mg bipyridine in 10 ml of toluene is degassed for 15 min. 1 g of the corresponding dibrominated monomer 10 is added to this solution and then the mixture is heated to 80° C. and stirred vigorously overnight. The solution is poured on 100 ml of a 1/1/1 methanol/HCl/acetone mixture and stirred for 1 h. The precipitate is then filtrated, dissolved in CHCl₃ and stirred vigorously at 60° C. with an aqueous solution of ethylenediaminetetraacetic acid (EDTA) tetrasodium salt for one additional hour. The organic phase is washed with water, concentrated and precipitated in methanol. The residue is purified by soxhlet extraction using methanol and hexane and the polymer is then extracted with CHCl₃ to give 650 mg of purple fibres.

[0261] M_w=30000

[0262] Ni content=52 ppm

[0263] Solubility=0.5% by weight in CHCl₃

[0264] Photophysical Properties:

[0265] UV of spin coated film on glass substrate is made from a hot chlorobenzene solution and annealed at different temperatures:

Annealing Conditions	UV/Vis-absorption
Room temperature	720 nm, 810 nm

The band at 810 nm is attributed to the aggregation behaviour.

Application Example 3

DPP-Polymers Based Field-Effect Transistors

[0266] a) Experimental:

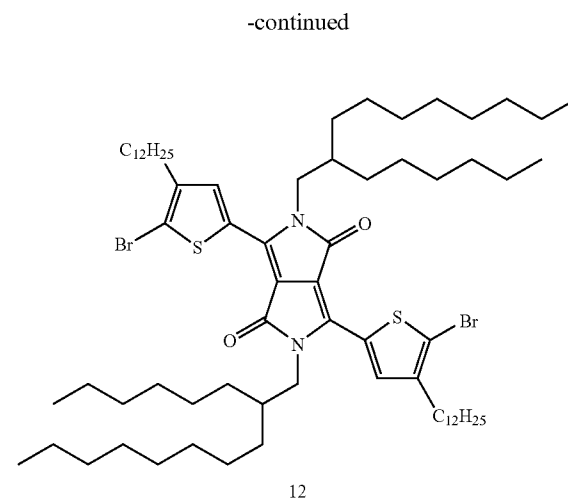
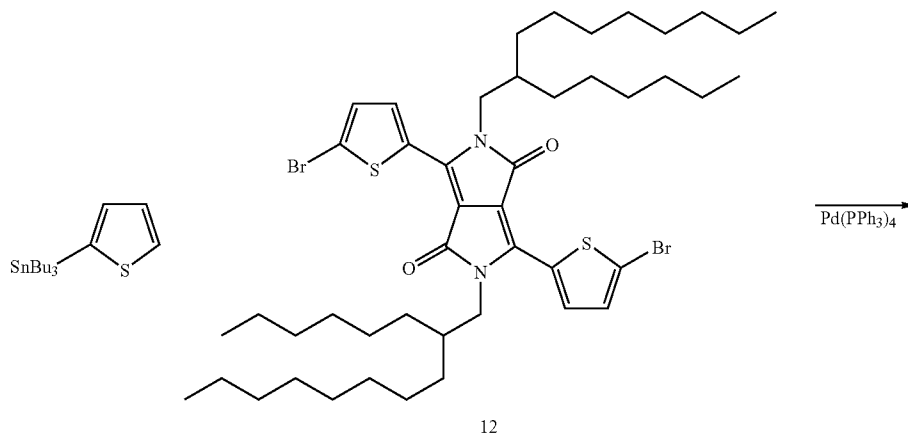
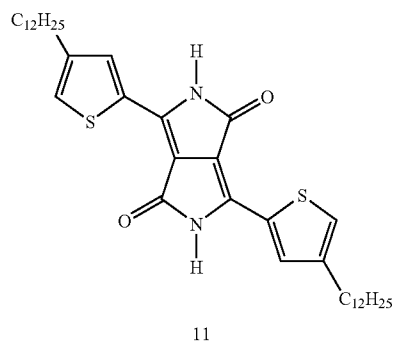
[0267] Application Example 1a is repeated, except that instead of the polymer obtained in example 1 the polymer obtained in example 3 is used.

[0268] b) Transistor Performance:

[0269] The thin-film transistors showed clear p-type transistor behaviour. From a linear fit to the square root of the saturated transfer characteristics a field-effect mobility up to $0.1 \text{ cm}^2/\text{Vs}$ could be determined. The transistors showed a threshold voltage of about 6 V. The transistors showed good on/off current ratios of 10^4 to 10^5 .

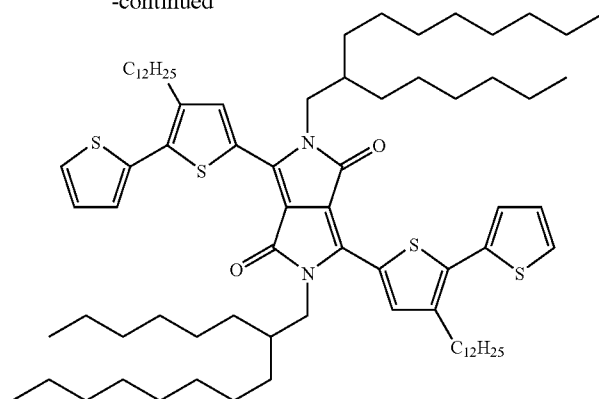
Example 4

[0270]



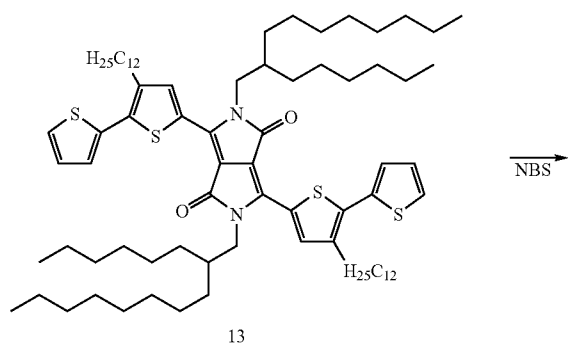
[0271] a) A solution of 3.5 g of DPP 11, 3.04 g of K_2CO_3 and 4.13 g of 1-bromo-2-hexyl-decyl in 60 ml of N-methylpyrrolidone (NMP) is heated to 140°C . for 6 h. The mixture is washed with water and extracted with dichloromethane. The organic phase is then dried and filtered on a double layer of silica gel and Hyflo® before it is concentrated. The residue is dissolved in 100 ml of chloroform, cooled down to 0°C . and 2 equivalents of N-bromosuccinimide are then added portion wise over a period of 1 h. After the reaction has been completed, the mixture is washed with water. The organic phase is extracted, dried and concentrated. The compound is then purified over a silica gel column to give 1.7 g of a violet powder of DPP 12.

-continued

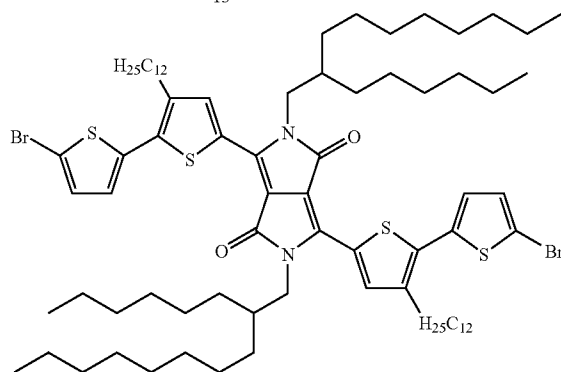


13

[0272] b) A solution of 1.6 g of the dibrominated DPP 12, 0.65 g of the tin derivative and 150 mg of Pd(PPh₃)₄ in 60 ml of dry toluene is refluxed overnight under inert conditions. After cooling down, the mixture is purified on a silica gel column (CHCl₃/hexane 3/7) to give 1.27 g of a blue solid of DPP 13.

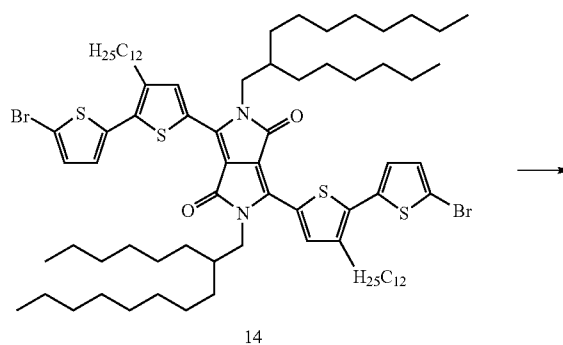


13

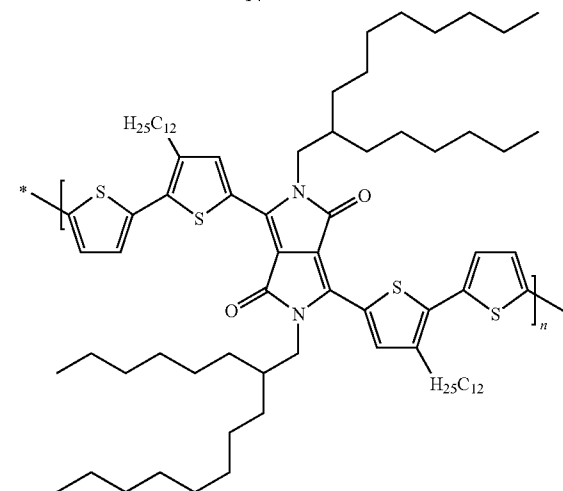


14

[0273] c) A solution of 1.27 g of the DPP derivative 13 is dissolved in 50 ml of chloroform, cooled down to 0° C. and 2 equivalents of N-bromosuccinimide are then added portion wise over a period of 1 h. After the reaction is completed, the mixture is washed with water. The organic phase is extracted, dried, concentrated and precipitated with methanol. The precipitate is filtrated and rinsed with methanol to give 1.22 g of a blue solid of DPP 14.



14



[0274] d) In a Schlenk tube, a solution of 292 mg of Ni(COD)₂ and 170 mg bipyridine in 10 ml of toluene is degassed for 15 min. 1.2 g of the corresponding dibrominated monomer 14 is added to this solution and then the mixture is heated to 65° C. and stirred vigorously for 41 h. The solution is poured on 100 ml of a 1/1/1 methanol/HCl/acetone mixture and stirred for 1 h. The precipitate is then filtrated, dissolved in CHCl₃ and stirred vigorously at 60° C. with an aqueous solution of ethylenediaminetetraacetic acid (EDTA) tetraso-

dium salt for one additional hour. The organic phase is washed with water, concentrated and precipitated in methanol. The residue is purified by soxhlet extraction using methanol and hexane and the polymer is then extracted with CHCl_3 to give 730 mg of purple fibres.

[0275] $M_w=30000$

[0276] Ni content=14 ppm

[0277] Solubility=0.5% by weight in CHCl_3

[0278] Photophysical Properties:

[0279] UV of spin coated film on glass substrate is made from a hot chlorobenzene solution and annealed at different temperatures:

Annealing Conditions	UV/Vis-absorption
Room temperature	720 nm, 800 nm

The band at 800 nm is attributed to the aggregation behaviour.

Application Example 4

DPP-Polymers Based Field-Effect Transistors

[0280] a) Experimental:

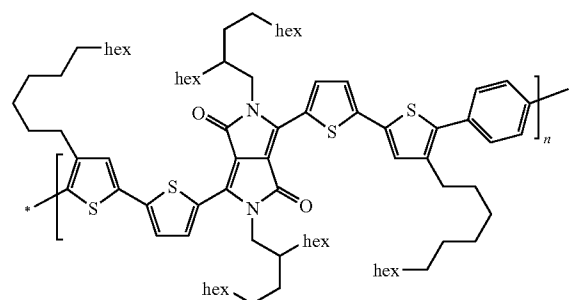
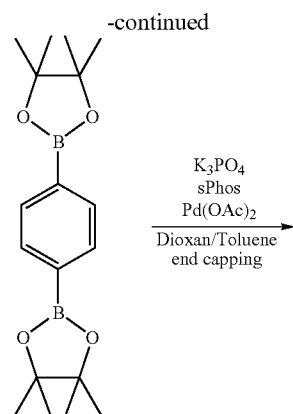
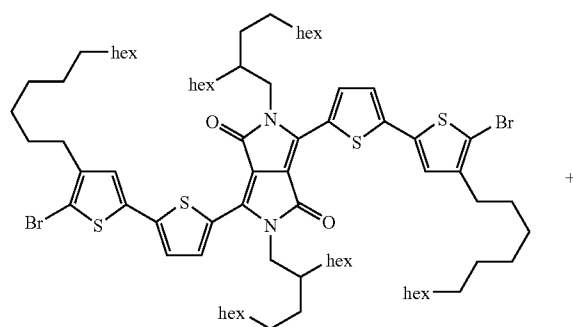
[0281] Application Example 1a is repeated, except that instead of the polymer obtained in example 1 the polymer obtained in example 4 is used.

[0282] b) Transistor Performance:

[0283] The thin-film transistors showed clear p-type transistor behaviour. From a linear fit to the square root of the saturated transfer characteristics a field-effect mobility up to $0.013 \text{ cm}^2/\text{Vs}$ could be determined. The transistors showed a threshold voltage of about 4 V to 8 V. The transistors showed good on/off current ratios of 10^4 to 10^5 . Testing of a set of OFETs after 2 months exposed in air conditions shows remarkable stability as the mobility is even better (up to $0.028 \text{ cm}^2/\text{Vs}$), on/off ratio which usually suffer the most is also increased by a factor of 5 to 10 and threshold voltage in the range of 0 V to 4 V.

Example 5

[0284]



[0285] In a three neck-flask, a degassed solution of 5 g of 7, 1.185 g of 1,4-benzenediboric acid bis(pinacol) ester, 3.773 g of K_3PO_4 , 88.5 mg of sPhos (2-dicyclohexylphosphino-2',6'-dimethoxyphenylbiphenyl) and 80.6 mg of palladium acetate in 60 ml of toluene, 20 ml of dioxane and 10 ml of water are heated to 90°C . and stirred vigorously overnight. An excess of bromobenzene is then added and after 2 hours at the same temperature an excess of phenylboronic acid pinacol ester is then added to end cap the polymer. After 2 hours to complete the end-capping, 100 mL of NaCN (1% by weight) in water is added and the mixture is stirred at 90°C . for 3 hours. The organic phase is extracted and precipitated in methanol. The residue is redissolved in toluene and resubmitted to NaCN treatment and the organic phase is precipitated in methanol. The residue is purified by soxhlet extraction using acetone and Et_2O and the polymer is then extracted with CHCl_3 to give 2.5 g of purple fibres.

[0286] $M_w=27000$

[0287] Pd content=30 ppm

[0288] Solubility=1% by weight in CHCl_3

[0289] Photophysical Properties:

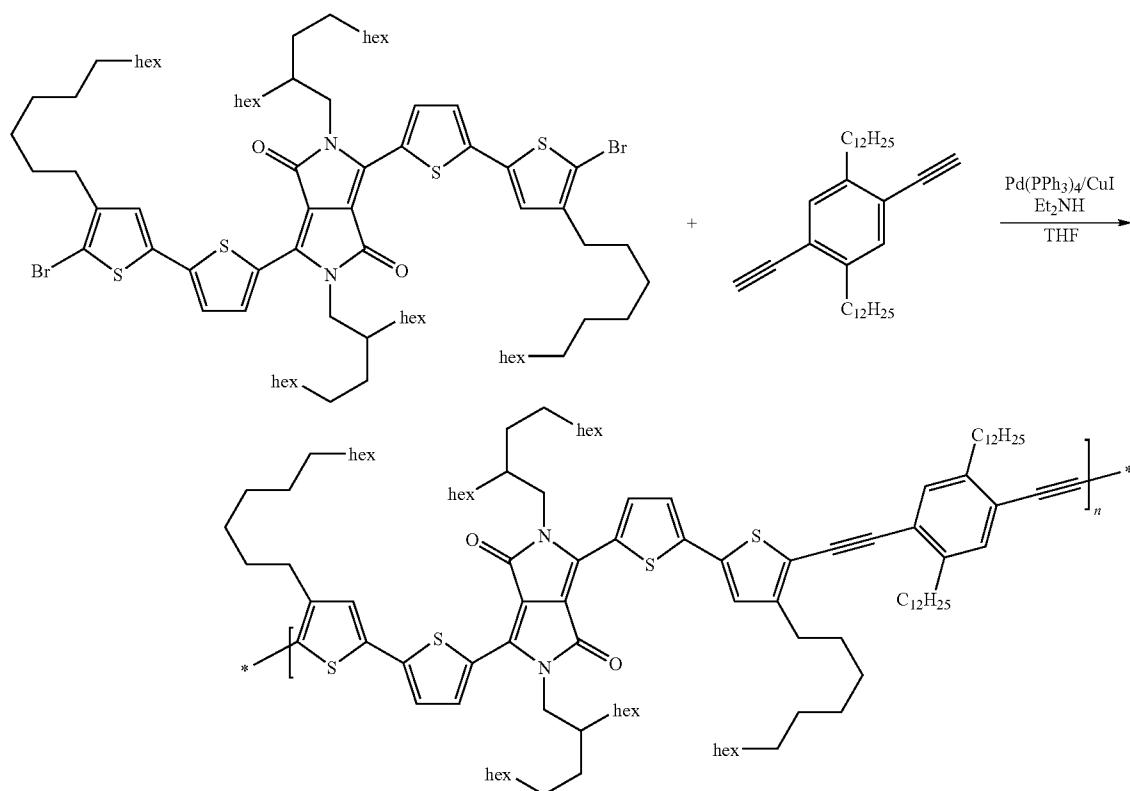
[0290] UV of spin coated film on glass substrate is made from a hot chlorobenzene solution and annealed at different temperatures:

Annealing Conditions	UV/Vis-absorption
Room temperature	630 nm, 680 nm

The band at 680 nm is attributed to the aggregation behaviour.

Example 6

[0291]



[0292] 1 g of 7, 82 mg of $\text{Pd}(\text{PPh}_3)_4$ (10 mol %) and 13.5 mg of copper iodide (10 mol %) are dissolved in diethylamine, (0.85 ml) and THF (2 ml) in a dry, nitrogen flushed flask. The flask is then set under vacuum, flushed with nitrogen, this is repeated three times. 328 mg of the diacetylenic derivative is then added, the flask is sealed under nitrogen, heated up to 85°C . and stirred over night. The reaction mixture is dissolved in 50 ml CHCl_3 , triturated in 500 ml MeOH, and filtrated. This action is repeated once. The solid is then purified via soxhlet extraction using MeOH, acetone and heptane and the polymer is then extracted with CHCl_3 to give 0.5 g of purple fibres.

[0293] $M_w=38000$ [0294] Solubility=0.5% by weight in CHCl_3

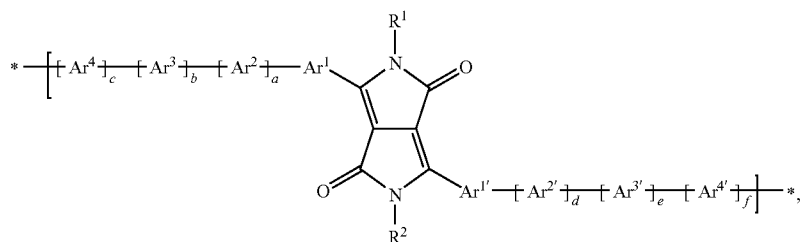
[0295] Photophysical Properties:

[0296] UV of spin coated film on glass substrate is made from a hot chlorobenzene solution and annealed at different temperatures:

Annealing Conditions	UV/Vis-absorption
Room temperature	650 nm, 700 nm

The band at 700 nm is attributed to the aggregation behaviour.

1. A polymer comprising repeating unit(s) of the formula

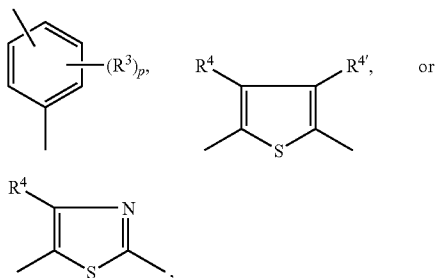


(I)

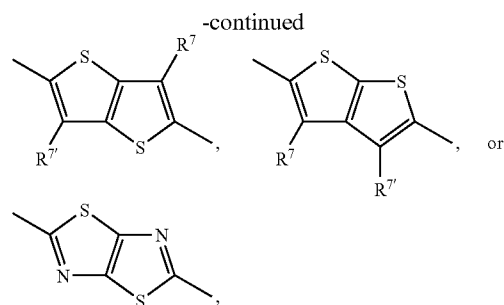
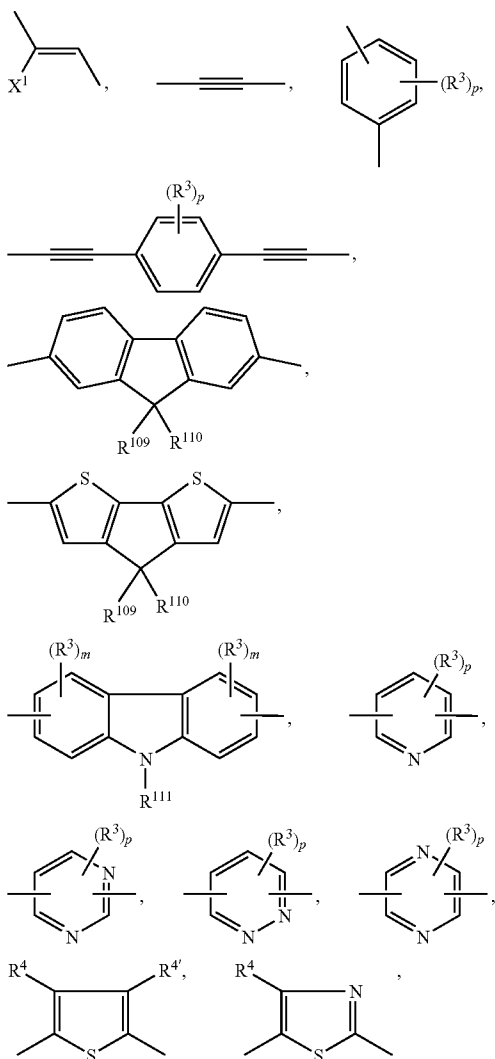
wherein

a, b, c, d, e and f are 0 to 200;

Ar¹ and Ar^{1'} are independently of each other a group of formula



Ar², Ar^{2'}, Ar³, Ar^{3'}, Ar⁴ and Ar^{4'} are independently of each other a group of formula



p is 0, 1, 2, 3 or 4, if possible,

R¹ and R² may be the same or different and are selected from hydrogen, a C₁-C₂₅alkyl group, an alkenyl group, an alkynyl group, which may optionally be substituted by E and/or interrupted by D, an allyl group, which can be substituted one to three times with C₁-C₄alkyl; a cycloalkyl group, which can be substituted one to three times with C₁-C₈alkyl, C₁-C₈thioalkoxy, or C₁-C₈alkoxy, or a cycloalkyl group, which can be condensed one or two times by phenyl, which can be substituted one to three times with C₁-C₄alkyl, halogen, nitro or cyano; a cycloalkenyl group, a ketone or aldehyde group, an ester group, a carbamoyl group, a silyl group, a siloxanyl group, Ar¹⁰ or —CR⁵R⁶—(CH₂)₉—Ar¹⁰, wherein

R⁵ and R⁶ independently from each other are hydrogen, fluorine, cyano or C₁-C₄alkyl, which can be substituted by fluorine, chlorine or bromine, or phenyl, which can be substituted one to three times with C₁-C₄alkyl,

Ar¹⁰ is aryl or heteroaryl, which may optionally be substituted by G, in particular phenyl or 1- or 2-naphthyl which can be substituted one to three times with C₁-C₈alkyl, C₁-C₈thioalkoxy, and/or C₁-C₈alkoxy, and g is 0, 1, 2, 3 or 4,

R³ may be the same or different within one group and is selected from C₁-C₂₅alkyl, which may optionally be substituted by E and/or interrupted by D, C₆-C₂₄aryl, which may optionally be substituted by G, C₂-C₂₀heteroaryl, which may optionally be substituted by G, C₁-C₁₈alkoxy, which may optionally be substituted by E and/or interrupted by D, C₇-C₂₅aralkyl, wherein ar (=aryl) of aralkyl may optionally be substituted by G, or —CO—R²⁸, or two or more groups R³ which are adjacent to each other, form a ring;

R⁴, R^{4'}, R⁷ and R^{7'} independently from each other are hydrogen, C₁-C₂₅alkyl, which may optionally be substituted by E and/or interrupted by D, C₆-C₂₄aryl, which may optionally be substituted by G, C₂-C₂₀heteroaryl, which may optionally be substituted by G, C₁-C₁₈alkoxy, which may optionally be substituted by E and/or interrupted by D, C₇-C₂₅aralkyl, wherein ar (=aryl) of aralkyl may optionally be substituted by G, or —CO—R²⁸; or R⁴ and R^{4'} form a ring;

D is —CO—; —COO—; —S—; —SO—; —SO₂—; —O—; —NR²⁵—; —CR²³=CR²⁴—; or —C—C—; and

E is —OR²⁹; —SR²⁹; —NR²⁵R²⁶; —COR²⁸; —COOR²⁷; —CONR²⁵R²⁶; —CN; or halogen; G is E, C₁-C₁₈alkyl, which may be interrupted by D, or C₁-C₁₈alkoxy which is substituted by E and/or interrupted by D, wherein

R²³, R²⁴, R²⁵ and R²⁶ are independently of each other H; C₆-C₁₈aryl; C₆-C₁₈aryl which is substituted by C₁-C₁₈alkyl, or C₁-C₁₈alkoxy; C₁-C₁₈alkyl; or C₁-C₁₈alkyl which is interrupted by —O—;

R²⁷ and R²⁸ are independently of each other H; C₆-C₁₈aryl; C₆-C₁₈aryl which is substituted by C₁-C₁₈alkyl, or C₁-C₁₈alkoxy; C₁-C₁₈alkyl; or C₁-C₁₈alkyl which is interrupted by —O—,

R²⁹ is H; C₆-C₁₈aryl; C₆-C₁₈aryl, which is substituted by C₁-C₁₈alkyl, or C₁-C₁₈alkoxy; C₁-C₁₈alkyl; or C₁-C₁₈alkyl which is interrupted by —O—,

R¹⁰⁹ and R¹¹⁰ are independently of each other H, C₁-C₁₈alkyl, C₁-C₁₈alkyl which is substituted by E and/or interrupted by D, C₆-C₂₄aryl, C₆-C₂₄aryl which is substituted by G, C₂-C₂₀heteroaryl, C₂-C₂₀heteroaryl which is substituted by G, C₂-C₁₈alkenyl, C₂-C₁₈alkynyl, C₁-C₁₈alkoxy, C₁-C₁₈alkoxy which is substituted by E and/or interrupted by D, or C₇-C₂₅aralkyl, or

R¹⁰⁹ and R¹¹⁰ together form a group of formula =CR¹⁰⁰R¹⁰¹, wherein

R¹⁰⁰ and R¹⁰¹ are independently of each other H, C₁-C₁₈alkyl, C₁-C₁₈alkyl which is substituted by E and/or interrupted by D, C₆-C₂₄aryl, C₆-C₂₄aryl which is substituted by G, or C₂-C₂₀heteroaryl, or C₂-C₂₀heteroaryl which is substituted by G, or

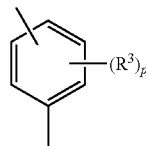
R¹⁰⁹ and R¹¹⁰ together form a five or six membered ring, which optionally can be substituted by C₁-C₁₈alkyl, C₁-C₁₈alkyl which is substituted by E and/or interrupted by D, C₆-C₂₄aryl, C₆-C₂₄aryl which is substituted by G, C₂-C₂₀heteroaryl, C₂-C₂₀heteroaryl which is substituted by G, C₂-C₁₈alkenyl, C₂-C₁₈alkynyl, C₁-C₁₈alkoxy, C₁-C₁₈alkoxy which is substituted by E and/or interrupted by D, C₇-C₂₅aralkyl, or —C(=O)—R¹⁸,

R¹¹¹ is H, a C₁-C₂₅alkyl group, a C₄-C₁₈cycloalkyl group, a C₁-C₂₅alkoxy group, in which one or more carbon atoms which are not adjacent to each other could be replaced by —O—, —S—, or —C(=O)—O—, and/or wherein one or more hydrogen atoms can be replaced by F, a C₆-C₂₄aryl group, or a C₆-C₂₄aryloxy group,

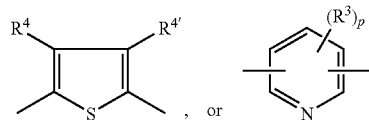
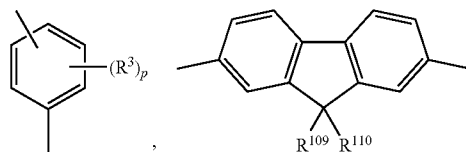
wherein one or more carbon atoms can be replaced by O, S, or N, and/or which can be substituted by one or more non-aromatic groups R¹¹¹;

m can be the same or different at each occurrence and is 0, 1, 2, or 3;

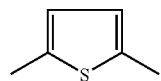
X¹ is a hydrogen atom, or a cyano group, with the proviso that, if Ar¹ and Ar^{1'} are a group of formula



and a and d are both 1 and Ar² and Ar^{2'} are different from a group of formula

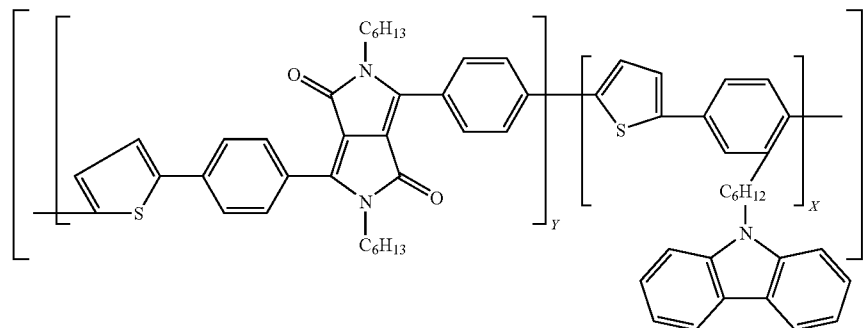


with the proviso that, if Ar¹ and Ar^{1'} are a group of formula



a and d are not 0; and

with the proviso, that a polymer of the formula

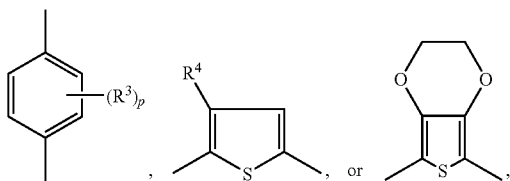


y = 0,05, x = 0,95

is excluded.

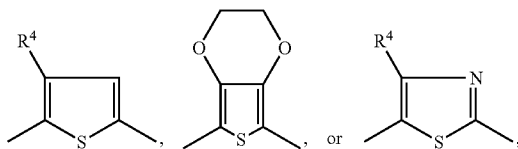
2. The polymer according to claim 1, wherein R^1 and R^2 are independently from each other hydrogen, C_1 - C_{25} alkyl, which can optionally be interrupted by one or more oxygen atoms, C_5 - C_{12} -cycloalkyl which can be substituted one to three times with C_1 - C_8 alkyl and/or C_1 - C_8 alkoxy, or C_5 - C_{12} cycloalkyl, which can be condensed one or two times by phenyl, which can be substituted one to three times with C_1 - C_4 alkyl, halogen, nitro or cyano, phenyl or 1- or 2-naphthyl which can be substituted one to three times with C_1 - C_8 alkyl and/or C_1 - C_8 alkoxy, or $-\text{CR}^5\text{R}^6-(\text{CH}_2)_g-\text{Ar}^{10}$ wherein R^5 and R^6 are hydrogen, Ar^{10} is for phenyl or 1- or 2-naphthyl, which can be substituted one to three times with C_1 - C_8 alkyl and/or C_1 - C_8 alkoxy, and g stands for 0 or 1.

3. The polymer according to claim 1, wherein Ar^1 and $\text{Ar}^{1'}$ are the same and are a group of formula



and

$\text{Ar}^2, \text{Ar}^2', \text{Ar}^3, \text{Ar}^3', \text{Ar}^4$ and $\text{Ar}^{4'}$ are independently of each other a group of formula



wherein

p stands for 0, 1, or 2, R^3 may be the same or different within one group and is selected from C_1 - C_{25} alkyl, which may optionally be substituted by E and/or interrupted by D , or C_1 - C_{18} alkoxy, which may optionally be substituted by E and/or interrupted by D ;

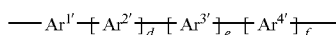
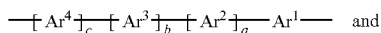
R^4 is C_6 - C_{25} alkyl, which may optionally be substituted by E and/or interrupted by D , C_6 - C_{14} aryl which may optionally be substituted by G , C_1 - C_{25} alkoxy, which may optionally be substituted by E and/or interrupted by D , or C_7 - C_{15} aralkyl, wherein ar may optionally be substituted by G ,

D is $-\text{CO}-$, $-\text{COO}-$, $-\text{S}-$, $-\text{SO}-$, $-\text{SO}_2-$, $-\text{O}-$, $-\text{NR}^{25}-$, wherein R^{25} is C_1 - C_{12} alkyl;

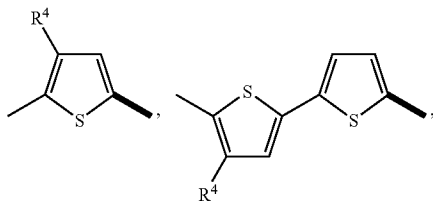
E is $-\text{OR}^{29}$, $-\text{SR}^{29}$, $-\text{NR}^{25}\text{R}^{25}$, $-\text{COR}^{28}$, $-\text{COOR}^{27}$, $-\text{CONR}^{25}\text{R}^{25}$, or $-\text{CN}$; wherein R^{25} , R^{27} , R^{28} and R^{29} are independently of each other C_1 - C_{12} alkyl or C_6 - C_{14} aryl,

G has the same preferences as E , or is C_1 - C_{18} alkyl.

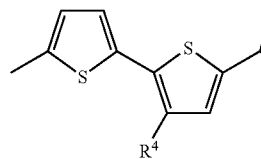
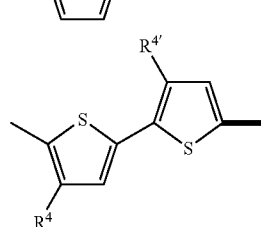
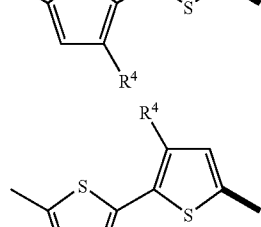
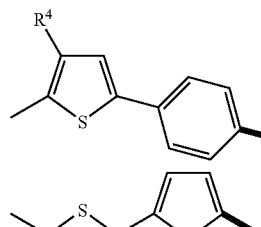
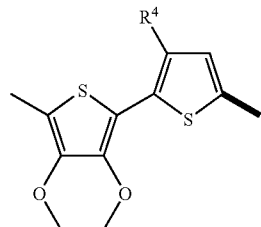
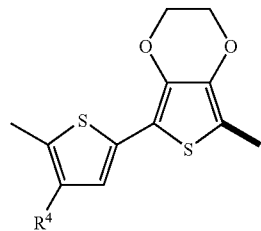
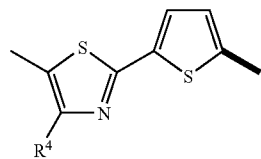
4. The polymer according to claim 3, wherein



may be different or are the same and are a group of formula



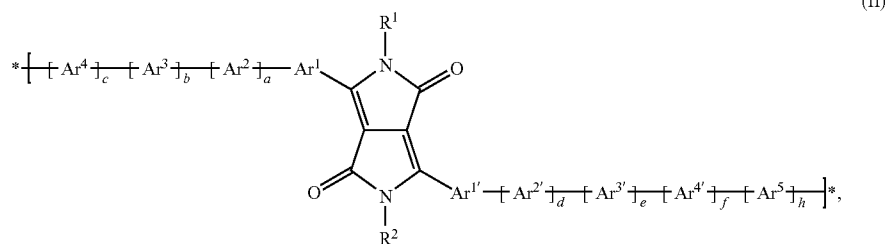
-continued



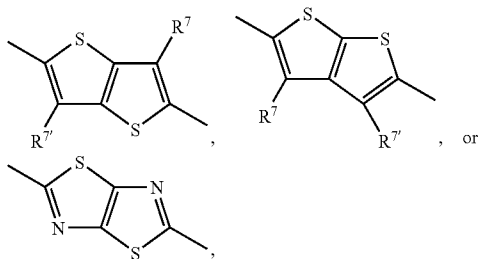
wherein indicates the bond to the diketopyrrolopyrrole skeleton, and R^4 is as defined in claim 3 and $R^{4'}$ has the meaning of R^4 .

indicates the bond to the diketopyrrolopyrrole skeleton, and R^4 is as defined in claim 3 and $R^{4'}$ has the meaning of R^4 .

5. The polymer according to claim 1, wherein the polymer comprises repeating units of the formula



wherein a, b, c, d, e, f, R¹, R², Ar¹, Ar^{1'}, Ar², Ar^{2'}, Ar³, Ar^{3'}, Ar⁴ and Ar^{4'} are as defined in claim 1, h is 1, and Ar⁵ is a group of formula



wherein R⁷ and R^{7'} are as defined in claim 1; or the polymer has the structure of formula

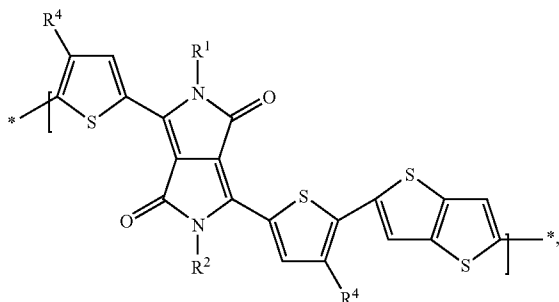
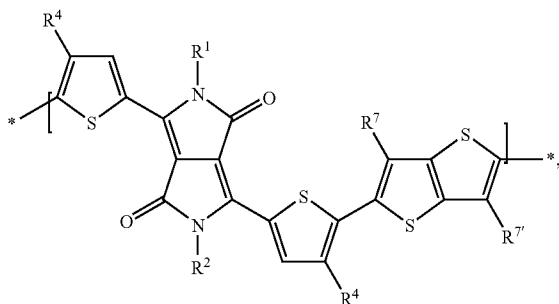


wherein the First Repeating Unit is a repeating unit of formula I according to claim 1,

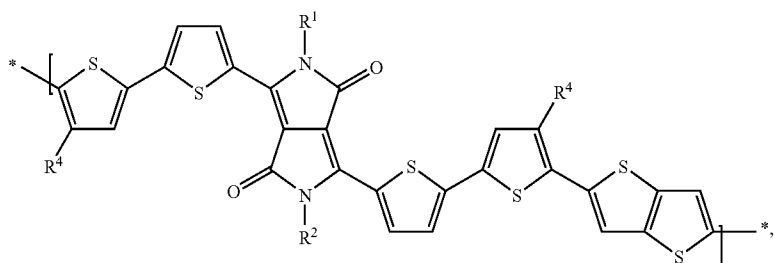
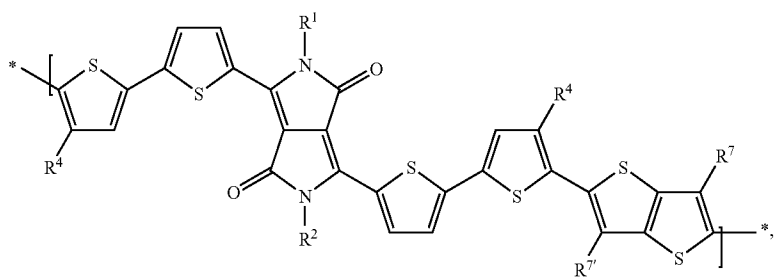
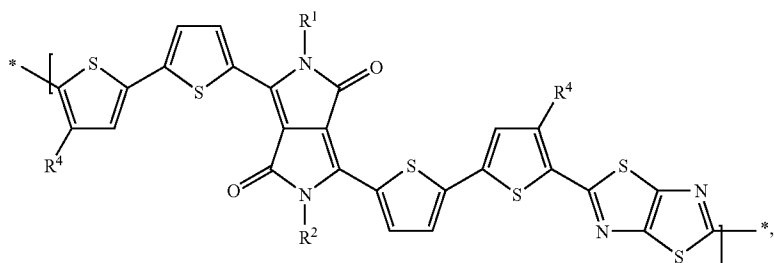
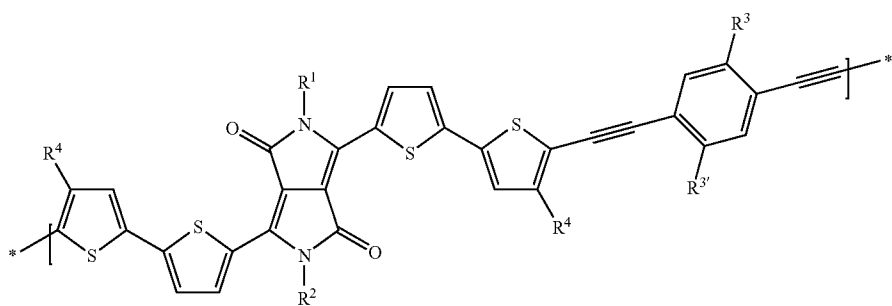
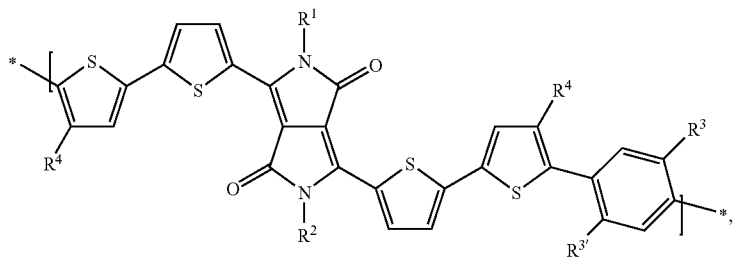
the Branching Unit is a unit having more than two linkage sites, and

q and t are integers.

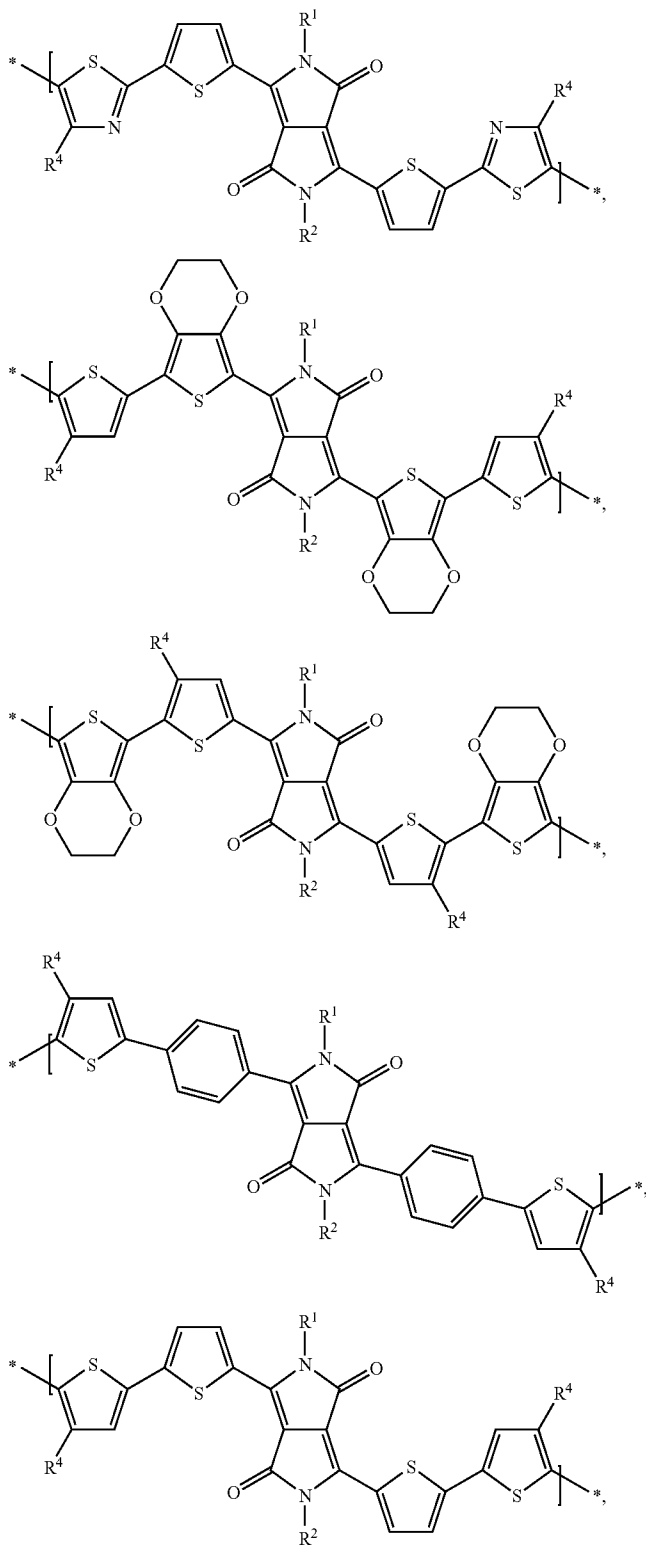
6. The polymer according to claim 1, comprising repeating units of the formula



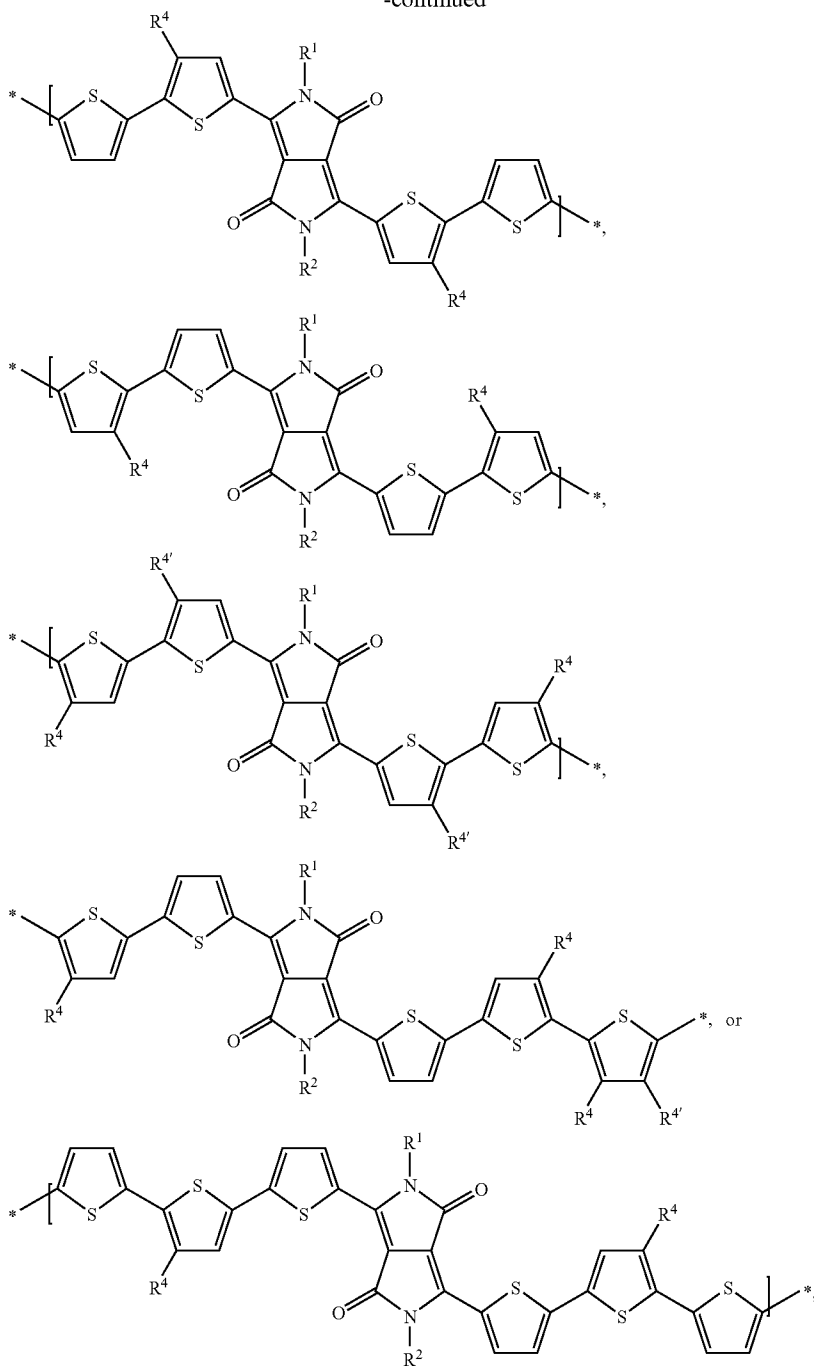
-continued



-continued



-continued



wherein

R^1 and $R^{2'}$ are independently from each other C_1 - C_{25} alkyl, and

R^3 and $R^{3'}$ are independently from each other C_6 - C_{25} alkyl, which may optionally be interrupted by one or more oxygen atoms,

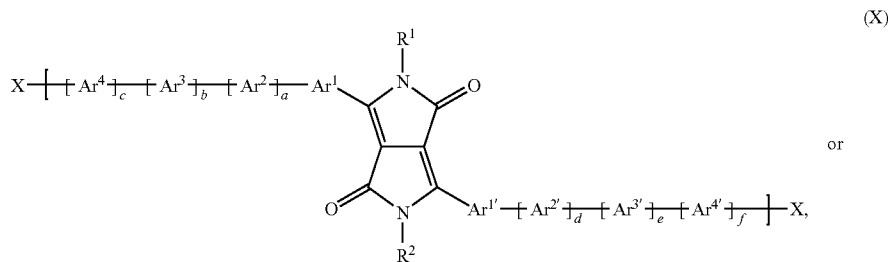
R^4 and $R^{4'}$ are independently from each other C_6 - C_{25} alkyl, which may optionally be interrupted by one or more oxygen atoms, and

R^7 and $R^{7'}$ are independently from each other C_6 - C_{25} alkyl, which may optionally be interrupted by one or more oxygen atoms.

7. A semiconductor device, comprising a polymer of the formula I according to claim 1.

8. A process for the preparation of an organic semiconductor device, wherein said process comprises applying a solution and/or dispersion of a polymer of the formula I according to claim 1 in an organic solvent to a suitable substrate and removing the solvent.

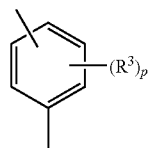
9. A monomer of the formula



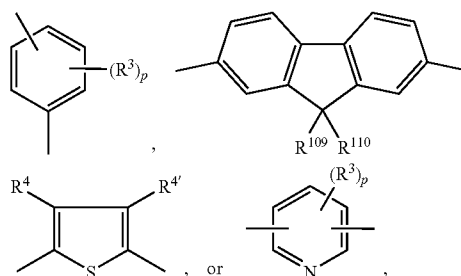
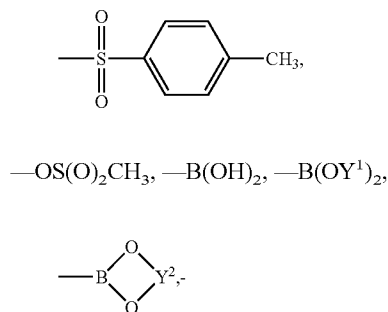
wherein

B and C are independently of each other an optionally condensed aromatic, or heteroaromatic ring,

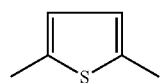
a, b, c, d, e, f, R¹, R², Ar¹, Ar^{1'}, Ar², Ar^{2'}, Ar³, Ar^{3'}, Ar⁴ and Ar^{4'} are as defined in claim 1 and X is ZnX¹², —SnR²⁰⁷R²⁰⁸R²⁰⁹, wherein R²⁰⁷, R²⁰⁸ and R²⁰⁹ are identical or different and are H or C₁-C₆alkyl, wherein two radicals optionally form a common ring and these radicals are optionally branched or unbranched and X¹² is a halogen atom or —OS(O)₂CF₃, —OS(O)₂-aryl,



a and d are not 0 and Ar² and Ar^{2'} are different from a group of formula



with the further proviso that, if Ar¹ and Ar^{1'} are a group of formula



a and d are not 0.

10. A method for the manufacture of a semiconductor device containing a semiconductor layer wherein said

BF₄Na, or —BF₄K, wherein Y¹ is independently in each occurrence a C₁-C₁₀alkyl group and Y² is independently in each occurrence a C₂-C₁₀alkylene group, such as —CY³Y⁴—CY⁵Y⁶—, or —CY⁷Y⁸—CY⁹Y¹⁰—CY¹¹Y¹²—, wherein Y³, Y⁴, Y⁵, Y⁶, Y⁷, Y⁸, Y⁹, Y¹⁰, Y¹¹ and Y¹² are independently of each other hydrogen, a C₁-C₁₀alkyl group, —C(CH₃)₂C(CH₃)₂—, or —C(CH₃)₂CH₂C(CH₃)₂—, with the proviso that, if Ar¹ and Ar^{1'} are a group of formula

method comprises incorporating into said semiconductor layer an effective amount of the polymer of formula I according to claim 1.

11. A polymer according to claim 1 wherein a, b, c, d, e and f are 0, 1, 2, or 3.

12. A polymer according to claim 1 wherein m is 0, 1, or 2.

13. A polymer according to claim 12 wherein m is 0 or 1.

14. The polymer according to claim 3, wherein R⁴ is phenyl, naphthyl, or biphenyl.

15. The polymer according to claim 3, wherein R²⁵, R²⁷, R²⁸ and R²⁹ are independently of each other methyl, ethyl, n-propyl, iso-propyl, n-butyl, isobutyl, sec-butyl, hexyl, octyl, 2-ethyl-hexyl, phenyl, naphthyl, or biphenyl.

16. The polymer according to claim 3, wherein G is methyl, ethyl, n-propyl, iso-propyl, n-butyl, isobutyl, sec-butyl, hexyl, octyl, or 2-ethyl-hexyl.

17. The semiconductor device according to claim 7 wherein said semiconductor device is selected from the group

consisting of diode, photodiode, organic field effect transistor, solar cell, and a device containing a diode and/or a photodiode and/or an organic field effect transistor, and/or a solar cell.

18. The method according to claim 10 wherein said semiconductor device or semiconductor layer is selected from the group consisting of charge-transport material, electrical conducting material, photoconducting material, light emitting material, surface-modifying material, electrode materials in batteries, alignment layers, organic field effect transistors, intergrated circuits, thin-film transistors, displays, RFITD tags, electroluminescent devices, photoluminescent devices, backlights of displays, photovoltaic devices, sensor devices, charge injection layers, Schottky diodes, memory devices, FeFET devices, planarising layers, antistatics, conductive substrates or patterns, photoconductors, and electrophotographic applications.

* * * * *