

[54] FLOWER POT COVER

[75] Inventors: Donald E. Weder; Erwin H. Weder, both of Highland; Robert C. Abrams, Edwardsville, all of Ill.

[73] Assignee: Highland Supply Corporation, Highland, Ill.

[\*] Notice: The portion of the term of this patent subsequent to Dec. 15, 2001 has been disclaimed.

[\*\*] Term: 14 Years

[21] Appl. No.: 653,015

[22] Filed: Sep. 21, 1984

Related U.S. Application Data

- [63] Continuation-in-part of Ser. No. 613,053, May 22, 1984.
- [52] U.S. Cl. .... D11/164; D11/143
- [58] Field of Search ..... D11/143, 152, 164; D9/305, 306, 444, 455; 47/41, 66, 72; 150/52 R; 206/423; 229/3.5 MF, 4.5, 87 P; 248/27.8; 428/35, 542.6

[56] References Cited

U.S. PATENT DOCUMENTS

4,508,223 4/1985 Catrambone ..... 206/423

OTHER PUBLICATIONS

"Redi-Wrap" Flower Pot; Curtis Wagner Co., Inc.; date unknown, exhibit A.  
 Flower Pot Covers, Highland Supply Corp.; never available to public, exhibit F.  
 Flower Pot Wrappings, various sources, no date known; exhibit G.

Straw-Like Pot Cover; source unknown; date unknown exhibit H.

Flower Pot Cover; source unknown; date unknown; item 3.

Pot Cover; Jacobson Pot Cover Co.; exhibit B; date unknown.

Platform Pot Dresser; John Raisen Corp.; exhibit C; date unknown.

Floral Decor Cover; John Henry Co.; exhibit D; data unknown.

Pot Cover; Klerk's Plastic Industrie B.V.; exhibit E; date unknown.

Pot Covers; unrelated and unknown; exhibits L & M; date unknown.

Straw-Like Cover, origin unknown; exhibit N; date unknown.

Basket-Like Cover; origin unknown; exhibit O; date unknown.

Primary Examiner—B. J. Bullock

Attorney, Agent, or Firm—Dunlap, Coddling & Peterson

[57] CLAIM

The ornamental design for a flower pot cover, substantially as shown and described.

DESCRIPTION

FIG. 1 is a top plan view of a flower pot cover showing our new design.

FIG. 2 is a front elevational view thereof.

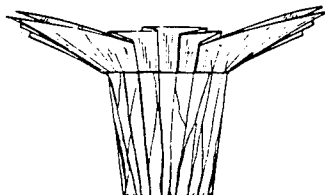
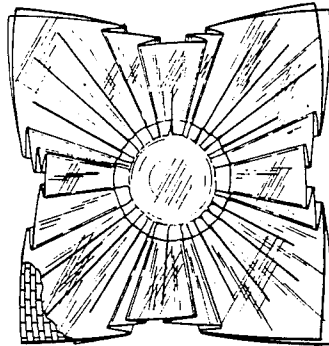
FIG. 3 is a rear elevational view thereof.

FIG. 4 is a side elevational view thereof.

FIG. 5 is a side elevational view similar to FIG. 4, but showing the side opposite that shown in FIG. 4.

FIG. 6 is a bottom plan view thereof.

The inner layer of the flower pot cover is transparent and the shading on the corners of the outer layer in FIGS. 1 and 6 is intended to be symbolic of contrasting conventional surface effects which extend entirely across each surface; the layers have no substantial thickness.



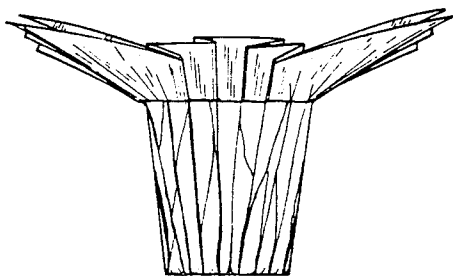
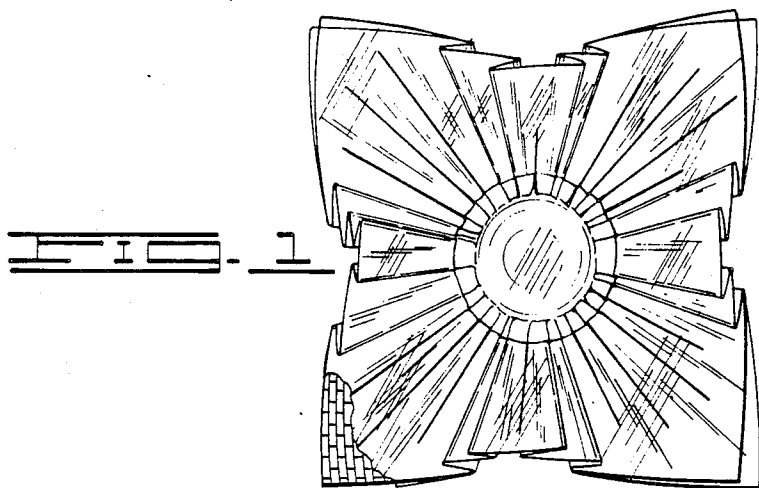


FIG. 2

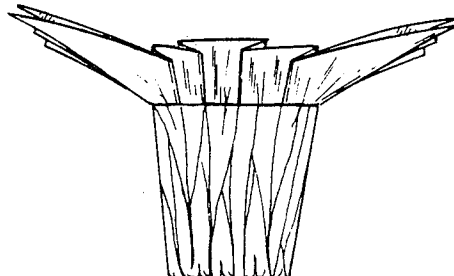


FIG. 3

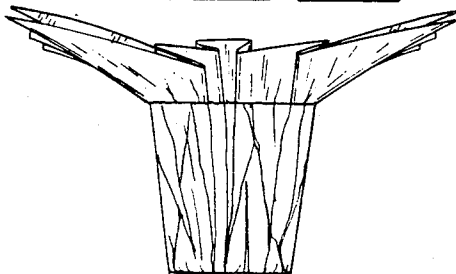


FIG. 4

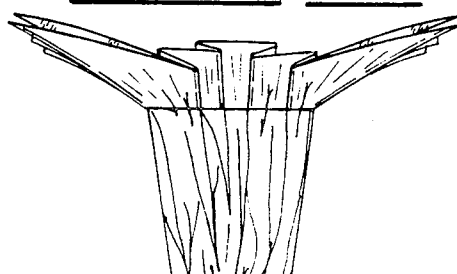


FIG. 5

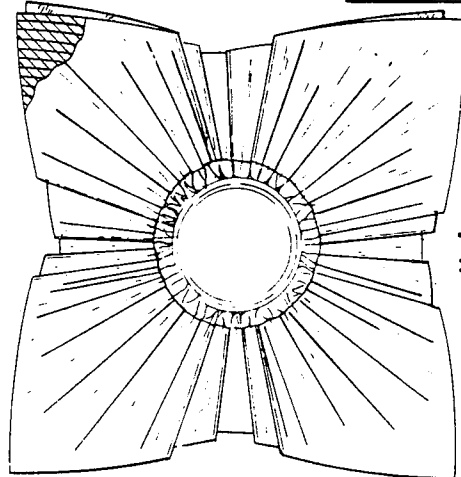


FIG. 6